

Engineering the Kitaev spin liquid in a quantum dot system

Tessa Cookmeyer^{1,*} and Sankar Das Sarma^{2,1}

¹*Kavli Institute for Theoretical Physics, University of California, Santa Barbara, CA, 93106-4030*

²*Condensed Matter Theory Center and Joint Quantum Institute, Department of Physics, University of Maryland, College Park, Maryland 20742-4111*

The Kitaev model on a honeycomb lattice may provide a robust topological quantum memory platform, but finding a material that realizes the unique spin liquid phase remains a considerable challenge. We demonstrate that an effective Kitaev Hamiltonian can arise from a half-filled Fermi-Hubbard Hamiltonian where each site can experience a magnetic field in a different direction. As such, we provide a method for realizing the Kitaev spin liquid on a single hexagonal plaquette made up of twelve quantum dots. Despite the small system size, there are clear signatures of the Kitaev spin-liquid ground state, and there is a range of parameters where these signatures are predicted, allowing a potential platform where Kitaev spin-liquid physics can be explored experimentally in quantum dot plaquettes.

INTRODUCTION

Quantum spin liquids are a new phase of matter that exhibit the lack of long-ranged order, an emergent gauge field, long-ranged entanglement, topological order, and fractionalization of spins [1–3]. Despite several promising candidate materials coming from frustrated Kagome [4, 5] and triangular [6–10] lattices, there remains a lack of consensus about the nature of their ground-state phase.

Another route to spin liquid materials comes out of the Kitaev model on the honeycomb lattice [11], an exactly solvable playground for exploring the physics of spin liquids and non-Abelian anyons [12]. In the gapless isotropic phase, the low-energy excitations behave as non-Abelian anyons, once a magnetic field introduces a small gap, and these anyons could form the basis for perfect topological memory [12]. The model became physically relevant after Jackeli and Khaliullin found that certain materials, arising from 4d rare earth atoms with the correct geometry, may have a significant Kitaev term [13].

The search for a material realization of the Kitaev spin liquid, a “Kitaev material,” has now generated an enormous amount of research on a host of compounds such as Na_2IrO_3 [14–20], Li_2IrO_3 [18, 21–23], $\text{H}_3\text{LiIr}_2\text{O}_6$ [24, 25], $\text{Na}_2\text{Co}_2\text{TeO}_6$ [26], and $\alpha\text{-RuCl}_3$ [27–31]. For RuCl_3 in particular, the smoking-gun signature of a Kitaev spin liquid, a quantized thermal Hall effect, has been claimed to have been measured [32–34], but convincingly reproducing the results has been difficult and questions remain [35–37].

Within the Kitaev materials, there remain formidable challenges: most materials enter a long-range ordered phase at low temperature, implying considerable non-Kitaev interactions, and the underlying effective spin Hamiltonian is never known exactly [23, 25, 38–40], particularly since the fundamental Hamiltonian is an electronic and not a spin Hamiltonian. In fact, it is unclear that naturally occurring solid state materials can manifest the precise Hamiltonian necessary for producing quantum spin liquids described by theoretical models,

including the Kitaev model.

There is, however, an alternate way of realizing spin liquids by using engineered structures containing the requisite spin Hamiltonian by design, i.e., quantum simulators. Advances in these systems, allow for much more detailed probing of the proposed spin-liquid state. In two-dimensional Rydberg arrays it was theoretically proposed and then experimentally demonstrated that an arrangement of atoms on the bonds of a Kagome lattice can lead to some topological ordering [41, 42]. Although the long-ranged nature of the interaction, non-exactness of the Rydberg blockade, and non-equilibrium nature of the state complicate the interpretation of the experiment [41, 43, 44], this result represents a definitive advance in spin-liquid experiments.

In principle, within fully programmable quantum computers it is possible to build the Kitaev model [45, 46] and a similar model with many of the same properties, the toric code [47–49]. There have been multiple other proposals for realizing Kitaev physics using a Floquet drive [50] and trapped ions [51], but the former requires significant temporal coherence and the latter has stringent constraints on the relevant time-scales. There is thus considerable interest in the engineered realization of the Kitaev spin liquid using quantum simulators.

In this Letter, we discuss how spin-liquid physics can be explored in small quantum-dot systems by precisely creating the Kitaev model on a single hexagonal plaquette (Fig. 1). Quantum dot systems are a potential spin qubit quantum computing platform where full control has been demonstrated for six sites [52] but where systems with more dots (with as many as sixteen having been fabricated so far [53]) can be considered quantum simulators of Hubbard-model physics [54]. In fact, semiconductor quantum dot based spin qubits are considered to be a leading quantum computing platform because of their scalability, fast all-electrical operations, and long coherence. Even though the systems are small, they have already provided experimental evidence for Nagaoka ferromagnetism [55–57] and the small-system analog of the

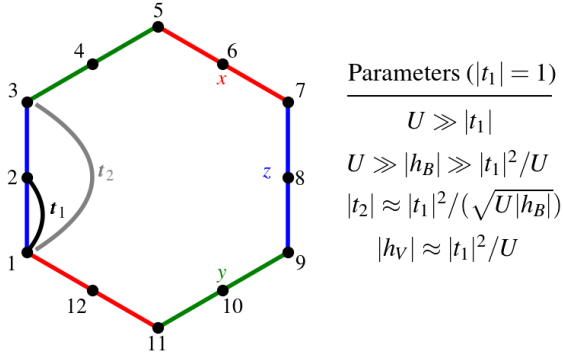


Figure 1. Our system consists of twelve Fermi-Hubbard sites with interaction strength U arranged on a hexagon as shown. We separate the sites into the odd sites which live on the vertices, V , and the even sites which live on the bonds, B . There is hopping t_1 between all adjacent sites and hopping t_2 between the vertices. The six edges of the hexagon are each given a label, x , y , or z in the pattern indicated by color. The direction of the magnetic field for the bond (vertex) sites points in the direction of the bond label (sum of the two adjacent bond's labels), respectively. For example, $\mathbf{h}_4 = -h_B \hat{y}$ and $\mathbf{h}_3 = h_V(\hat{z} + \hat{y})$. If $|t_1|, |h_B| \ll U$, $|h_B| \gg |t_1|^2/U$, and $|t_2|$ and $|h_V|$ to be related to $|t_1|$, $|h_B|$, and U as shown, then the six vertex spins will interact with an effective Kitaev interaction of strength $K = 2|t_1|^4/(U^2|h_B|)$.

Mott transition [58, 59], and they could provide evidence for flat-band ferromagnetism in the near future [60, 61]. It is already possible to apply a magnetic field gradient using micromagnets [52, 62], and our main assumption is that, as the technology improves, it will be possible to place each site in its own effective magnetic field, which is also necessary for quantum computing single qubit operations. Under this assumption, we will derive an effective Hamiltonian that can be tuned to be exactly the Kitaev model on a single hexagon. The physics we propose is no more challenging than fabricating the spin qubit based quantum computing platform, which is a huge activity in more than a dozen research centers and industrial labs including Intel Corporation [63].

Since a “phase” is only defined in the thermodynamic limit, we cannot claim to ever create a Kitaev spin-liquid “phase” in such a small system (which is a problem intrinsic to all quantum simulator platforms). However, we find that the unique properties of the Kitaev model allow for spin-liquid signatures to be manifest even in this small system for a range of parameters around the exact Kitaev point—that is, the system does not have to be perfectly fine-tuned. Our construction is not limited

to a single hexagonal plaquette, and can be extended straight-forwardly to a many-unit cell system.

THEORY

We start by explaining the construction on a single hexagonal plaquette, see Fig. 1. In addition to six sites on the vertices of the hexagon, which will interact via an effective Kitaev Hamiltonian, we have an additional six sites that live on the bonds or edges of the hexagon that will be frozen/integrated out. We will demonstrate that this system, which can be fabricated using the existing spin qubit technology, is sufficient to see Kitaev-spin-liquid-like physics.

Because we are considering an application to experimental quantum dot systems, the Hamiltonian for our twelve-site system is given, by construction, by the Fermi-Hubbard model in a magnetic field

$$H = U \sum_i n_{i\uparrow} n_{i\downarrow} + \sum_{ij,\sigma} t_{ij} c_{i\sigma}^\dagger c_{j\sigma} + \frac{1}{2} \sum_{i,\sigma,\sigma'} \mathbf{h}_i \cdot c_{i\sigma}^\dagger \boldsymbol{\sigma}_{\sigma,\sigma'} c_{i\sigma'} \quad (1)$$

where $t_{ij} = t_{ji}^*$ are not necessarily real. We assume that the system is half-filled, which is easy to control in spin qubit quantum dot structures. We only allow for nearest-neighbor hopping t_1 and hopping between nearest-neighbor vertices t_2 , since longer distance hopping falls off exponentially. We are envisioning two different magnetic field strengths: $|h_B|$ for the sites positioned on the bonds/edges of the hexagon and $|h_V|$ for sites positioned on the vertices. The direction of the magnetic field follows the pattern described in Fig. 1: each edge is labeled by one of three orthogonal directions, x , y , or z , and the field on a bond site points in that direction (i.e. $\mathbf{h}_2 = -h_B \hat{z}$), and the field on a vertex points in the sum of the directions of adjacent edges [i.e. $\mathbf{h}_1 = h_V(\hat{z} + \hat{x})$]. We use the hopping strength $|t_1|$ as the energy unit. In order to create a single Kitaev plaquette, we will show self-consistently that we need the scalings $U \gg |h_B| \gg |t_1|^2/U$, $|h_V| \sim |t_1|^2/U$, and $|t_2| \sim |t_1|^2/\sqrt{U|h_B|}$. Again, this is, in principle, achievable in semiconductor spin qubit platforms, where U and the hoppings are the largest and the smallest energy scales, respectively, and the magnetic field is experimentally tunable.

We first perform perturbation theory in $|h_B|/U$, $|t_{ij}|/U$ following [64, 65]. The full details of the calculation are given in the Supplement Material (SM) [66], and we end up with the effective Hamiltonian of localized spins, $\mathbf{S}_i = \boldsymbol{\sigma}_i/2$, at $\mathcal{O}(U^{-3})$:

$$\begin{aligned}
H_{\text{eff,spin}} = & \frac{1}{2} \sum_i \left(1 - \frac{2|t_1|^2}{U^2}\right) \mathbf{h}_i \cdot \boldsymbol{\sigma}_i + \sum_{\langle ij \rangle} \frac{|t_1|^2}{U} \left(1 - 4\frac{|t_1|^2}{U^2} + \frac{1}{4}\frac{|h|^2}{U^2}\right) (\boldsymbol{\sigma}_i \cdot \boldsymbol{\sigma}_j - 1) + \sum_{\langle\langle ii' \rangle\rangle_B} \frac{|t_1|^4}{U^3} (\boldsymbol{\sigma}_i \cdot \boldsymbol{\sigma}_{i'} - 1) \\
& + \sum_{\langle\langle jk \rangle\rangle_V} \left(\frac{|t_2|^2}{U} + \frac{|t_1|^4}{U^3}\right) (\boldsymbol{\sigma}_j \cdot \boldsymbol{\sigma}_k - 1) + \sum_{\langle ij \rangle} \frac{|t_1|^2}{2U^2} (\mathbf{h}_j \cdot \boldsymbol{\sigma}_i + \mathbf{h}_i \cdot \boldsymbol{\sigma}_j) + 3 \sum_{(j,i,k)_B} \sin(\phi_B) \frac{|t_1^2 t_2|}{U^2} \boldsymbol{\sigma}_i \cdot (\boldsymbol{\sigma}_j \times \boldsymbol{\sigma}_k)
\end{aligned} \quad (2)$$

where $\langle\langle jk \rangle\rangle_V$ ($\langle\langle ii' \rangle\rangle_B$) indicates next-nearest-neighbor pairs between vertex (bond) sites, and $(j,i,k)_B$ indicates a sum over bonds where j,k are the vertex sites and i is the bond site. The value of ϕ_B is how much flux, in units of the flux quantum, pierces the triangle made up of those three sites; in our geometry, $\phi_B = 0$, but in other geometries this term may exist. However, if $\phi_B \ll 1$, this term is likely negligible. Note that we do not have the ring-exchange term because it requires a 4-cycle to exist in hopping. We also have made use of $|h_V| \sim |t_1|^2/U$ and $|t_2| \sim |t_1|^2/\sqrt{U|h_B|}$ to ignore terms that are already higher-order in $1/U$.

We now integrate out the bond sites to be left with an effective Hamiltonian for just the vertex sites. We fix the magnetic field on each bond to be $\mathbf{h}_i = -|h_B|\hat{\alpha}$ where site i is on an α bond. We perform perturbation theory in $|t_1|^2/(|h_B|U)$ against $\mathcal{O}(U^{-3})$ (with $\phi_B = 0$).

$$\begin{aligned}
H_{V,\text{eff}} = & \frac{1}{2} \sum_{j \in V} \mathbf{h}_{\text{eff},j} \cdot \boldsymbol{\sigma}_j + \sum_{\langle jk \rangle_{V,\alpha}} J \boldsymbol{\sigma}_j \cdot \boldsymbol{\sigma}_k + K \sigma_j^\alpha \sigma_k^\alpha + C \\
\mathbf{h}_{\text{eff},j} = & \sum_{i_\alpha \in n.n.(j)} \hat{\alpha} \left[h_V \left(1 - \frac{|t_1|^2}{2U^2}\right) + \frac{2|t_1|^2}{U} \left(1 - 4\frac{|t_1|^2}{U^2} + \frac{|h_B|^2}{4U^2} - \frac{|h_B|}{2U} + 2\frac{|t_1|^2}{U|h_B|}\right) \right] \\
J = & \frac{|t_2|^2}{U} + \frac{|t_1|^4}{U^3} - 2\frac{|t_1|^4}{U^2|h_B|} + 2\frac{|t_1|^4 h_V}{U^2|h_B|^2} - 4\frac{|t_1|^6}{U^3|h_B|^2} \quad K = 2\frac{|t_1|^4}{U^2|h_B|} - 4\frac{|t_1|^4 h_V}{U^2|h_B|^2} + 8\frac{|t_1|^6}{U^3|h_B|^2}
\end{aligned} \quad (3)$$

where $\langle jk \rangle_{V,\alpha}$ indicates nearest-neighbor pairs of vertices that are connected via an α bond, and $i_\alpha \in n.n.(j)$ indicates the nearest-neighbors of site j that are on an α bond. The constant C is provided in the SM [66].

Since we want the field strength, $|\mathbf{h}_{\text{eff},j}|/K \lesssim 1$ and Heisenberg coupling $J/K \lesssim 1$, we need $|t_2| \lesssim \sqrt{2}|t_1|^2/\sqrt{U|h_B|}$ and $h_V \approx -2|t_1|^2/U$, which justifies the scaling we used to derive Eqs. (2) and (3). Although we have computed expressions for these quantities to $\mathcal{O}(U^{-3})$, we see that the Kitaev coupling is $\mathcal{O}(U^{-2})$ implying that, even if $\phi_B = 0$ turns out to be a poor assumption, our construction still works for large enough U .

Despite the notion of a phase being properly defined only in the thermodynamic limit, there is a clear-cut signature of a Kitaev spin-liquid like “phase” even in this small plaquette. First, there is an operator defined on each plaquette that commutes with the Kitaev Hamiltonian. For our single plaquette, it is given by

$$W_P = \sigma_1^y \sigma_3^x \sigma_5^z \sigma_7^y \sigma_9^x \sigma_{11}^z = \pm 1 \quad (4)$$

where the site indices are from Fig. 1. The value of $W_P = \pm 1$ is a signature of the emergent \mathbb{Z}_2 gauge field of the Kitaev model [11]. Second, the spin-spin correlators are short-ranged [67]: the only non-zero static S^z - S^z correlators for our system at the Kitaev point are $\langle S_1^z S_3^z \rangle = \langle S_7^z S_9^z \rangle = -1/6$ and $\langle S_j^z S_j^z \rangle = 1/4$ with $\mathbf{S} = \boldsymbol{\sigma}/2$.

RESULTS

In order to verify our theory and clarify possible experimental signatures, we use the Density-Matrix Renormalization Group (DMRG) [68] method to directly find the ground state of Eq. (1) and compare with exact diagonalization (ED) on six sites given by Eq. (3). For DMRG, we use TeNPy [69] with a bond dimension of $\chi = 4096$, large enough to describe the ground state exactly.

In Fig. 2, we plot the plaquette operator, $\langle W_P \rangle$, and $\langle S_i^z S_j^z \rangle$ for a z -bond ($i = 1, j = 3$), an x -bond ($i = 1, j = 11$), and the farthest spins ($i = 1, j = 7$). We set $t_1 = h_B = 1$ with t_2 and h_V given by

$$\begin{aligned}
h_V = & \frac{-A_1 + A_2 \frac{h_{\text{eff}}}{K}}{A_3 + 4A_4 \frac{h_{\text{eff}}}{K}}; \\
t_2 = & \pm \sqrt{U \left(\frac{J}{K} (A_2 - 4A_4 h_V) - 2A_4 h_V - A_5 \right)}; \\
A_1 = & 2\frac{|t_1|^2}{U} \left(1 + \frac{h_B^2 - 16|t_1|^2}{4U^2} + \frac{4|t_1|^2 - h_B^2}{2U|h_B|} \right); \\
A_2 = & \frac{2|t_1|^4}{U^2|h_B|} + 8\frac{|t_1|^6}{U^3 h_B^2}; \quad A_3 = 1 - 2\frac{|t_1|^2}{U^2} \\
A_4 = & \frac{|t_1|^4}{U^2 h_B^2}; \quad A_5 = \frac{|t_1|^4}{U^3} - 2\frac{|t_1|^4}{U^2|h_B|} - \frac{4|t_1|^6}{U^3 h_B^2},
\end{aligned} \quad (5)$$

so as to reproduce a targeted value of J/K and $|h_{\text{eff}}|/K$ with errors at higher order than $\mathcal{O}(U^{-3})$. We are able

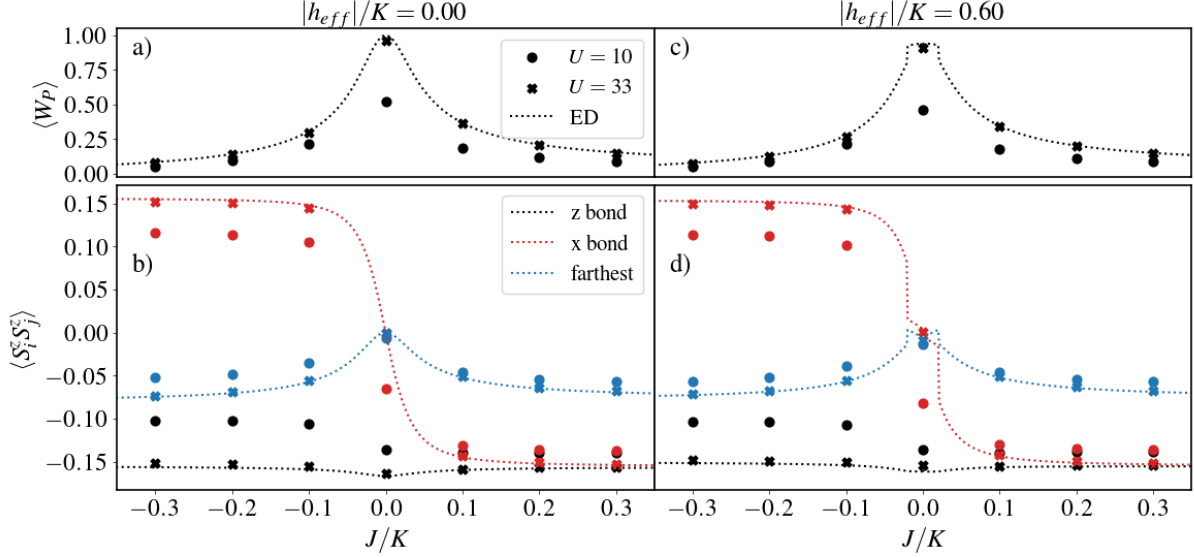


Figure 2. We perform DMRG on twelve Fermi-Hubbard sites at half filling (scatter plot points) as well as exact diagonalization (ED) on six spin-1/2 sites using the effective Hamiltonian, Eq. (3). We set $t_1 = h_B = 1$, and the values of t_2 and h_V are set so as to give a specified value of J/K and h_{eff} via Eq. (5). In (a), (b) $|h_{\text{eff}}|/K = 0$ and in (c),(d) $|h_{\text{eff}}|/K = 0.6$ and the value of J/K is indicated on the horizontal axis. In all plots, the value of U used for DMRG is $U = 10$ ($U = 33$) for the circle (\times) points, respectively. By $U = 33$, the DMRG results are almost entirely on top of the ED curves showing that the effective Hamiltonian is a Heisenberg-Kitaev Hamiltonian in a magnetic field. We compare two observables: in (a), (c), we plot the plaquette operator Eq. (4) and in (c),(d) we plot the correlator $\langle S_i^z S_j^z \rangle$ for a z -bond ($i = 1, j = 3$), an x -bond ($i = 1, j = 11$), and the farthest spins ($i = 1, j = 7$). In (b) and (d), the color of the points and dashed line indicates which spin correlator is being plotted. A Kitaev plaquette would have $W_P = 1$ and the x bond and farthest spin correlators will be zero. Clearly $J/K = 0$ and $|h_{\text{eff}}|/K = 0$ satisfy these requirements, but when $|h_{\text{eff}}|/K \neq 0$, there is a small range of J/K where these are approximately true as well.

to verify that DMRG and ED have ground-state energies that agree to $\mathcal{O}(U^{-4})$ when the parameters are specified in this way (see SM [66]). We use real values of the hoppings so as to avoid additional parameters needed to compute the flux, ϕ_B .

We see that when $U/|t_1| = 33$, the two methods give excellent agreement with each other further lending credence to our theoretical derivations and plaquette constructions efficacy. Note that, when $|h_{\text{eff}}|/K = 0$ and $J/K \ll 1$, $\langle W_P \rangle$ and $\langle S_i^z S_j^z \rangle$ take on their approximate values as expected for the Kitaev model. Additionally, when $|h_{\text{eff}}|/K \neq 0$, there are points where the derivatives of these observables are discontinuous, and, in the region $J/K \ll 1$, they take a value close to the Kitaev value. In a large system, these features are consistent with the magnetic field gapping out the itinerant Majoranas and providing a gap that J must overcome; in our system, we have verified that some of the degeneracy seen at the $J/K, |h_{\text{eff}}|/K = 0$ point are lifted in the presence of a magnetic field implying that the same interpretation might hold.

Taken together, the numerics demonstrate that, even though strictly speaking the Kitaev Hamiltonian only arises at a single point, it is possible to see evidence of the Kitaev state in a range of parameters meaning that the construction is less fine-tuned than anticipated, i.e.,

there is some robustness.

CONCLUSION

From the above results (and additional numerical results shown in [66]), we argue that if $|J|/K \lesssim 0.02$ and $|h_{\text{eff}}|/K \lesssim 0.75$, our twelve-site system should exhibit Kitaev-spin-liquid-like physics. The experimental setup therefore does not need to be perfectly fine-tuned to observe this physics: for $U/|t_1| = 33$ and $|t_1|/|h_B| = 1$, these values roughly correspond to a range of $0.0615 \leq h_V \leq 0.0650$ and $0.2565 \leq t_2 \leq 0.2620$ with $K \approx 0.00229$. This range reveals that h_V and t_2 need only be accurate at the 5% and 2% level, respectively, which should be experimentally controllable in semiconductor quantum dot structures. It is also not necessary to prepare the ground-state of the system. As long as the energy is well-below $|h_B|$, the state will always have short-ranged spin-spin correlators as this property is true for every eigenstate in the Kitaev model [67].

Another advantage of our construction is that the field on the vertex sites does not need to be tuned individually. If the field on the bond sites decays at just the right rate, it can provide the necessary field as $\mathbf{h}_{j \in V}$ points in the same direction as the sum of the neighboring $\mathbf{h}_{j \in B}$.

The main perturbation we are neglecting is hopping between the bond sites, t_3 , but this term will only create corrections in Eq. (3) at $\mathcal{O}(U^{-3})$. If U is large enough or if the geometry can be chosen to make t_3 small, our results will still hold.

Although our proposal should realize a Kitaev spin liquid plaquette in principle, there are many open questions. For example, what are the necessary conditions and system sizes to observe the non-Abelian anyon braiding signatures? What are the most suitable experimental signatures of these anyons? How to realize topological qubits using anyon braiding in such Kitaev plaquettes? Our work should motivate both experimental work to realize our proposed Kitaev quantum dot plaquette and theoretical work to answer these questions.

ACKNOWLEDGEMENTS

TC is supported by a University of California Presidential Postdoctoral Fellowship and SDS is supported by the Laboratory for Physical Sciences. SDS thanks the Kavli Institute for Theoretical Physics at UCSB, which is funded by the National Science Foundation, for its hospitality through the program “Quantum Materials with and without Quasiparticles.” Use was made of the computational facilities administered by the Center for Scientific Computing at the CNSI and MRL (an NSF MRSEC; DMR-1720256) and purchased through NSF CNS-1725797.

* tcookmeyer@kitp.ucsb.edu

- [1] L. Savary and L. Balents, Quantum spin liquids: a review, *Reports on Progress in Physics* **80**, 016502 (2016).
- [2] J. Wen, S.-L. Yu, S. Li, W. Yu, and J.-X. Li, Experimental identification of quantum spin liquids, *npj Quantum Materials* **4**, 12 (2019).
- [3] C. Broholm, R. Cava, S. Kivelson, D. Nocera, M. Norman, and T. Senthil, Quantum spin liquids, *Science* **367**, eaay0668 (2020).
- [4] Z. Feng, Z. Li, X. Meng, W. Yi, Y. Wei, J. Zhang, Y.-C. Wang, W. Jiang, Z. Liu, S. Li, *et al.*, Gapped spin-1/2 spinon excitations in a new kagome quantum spin liquid compound $\text{Cu}_3\text{Zn}(\text{OH})_6\text{FBr}$, *Chinese Physics Letters* **34**, 077502 (2017).
- [5] M. P. Shores, E. A. Nytko, B. M. Bartlett, and D. G. Nocera, A structurally perfect $s = 1/2$ kagome antiferromagnet, *Journal of the American Chemical Society* **127**, 13462 (2005).
- [6] Y. Shimizu, K. Miyagawa, K. Kanoda, M. Maesato, and G. Saito, Spin Liquid State in an Organic Mott Insulator with a Triangular Lattice, *Phys. Rev. Lett.* **91**, 107001 (2003).
- [7] T. Itou, A. Oyamada, S. Maegawa, M. Tamura, and R. Kato, Quantum spin liquid in the spin-1/2 triangular antiferromagnet $\text{EtMe}_3\text{Sb}[\text{Pd}(\text{dmit})_2]_2$, *Phys. Rev. B* **77**, 104413 (2008).
- [8] K. T. Law and P. A. Lee, 1t-tas₂ as a quantum spin liquid, *Proceedings of the National Academy of Sciences* **114**, 6996 (2017).
- [9] W.-Y. He, X. Y. Xu, G. Chen, K. T. Law, and P. A. Lee, Spinon Fermi Surface in a Cluster Mott Insulator Model on a Triangular Lattice and Possible Application to 1T-TaS₂, *Phys. Rev. Lett.* **121**, 046401 (2018).
- [10] S. Xu, R. Bag, N. E. Sherman, L. Yadav, A. I. Kolesnikov, A. A. Podlesnyak, J. E. Moore, and S. Haravifard, Realization of a (1) dirac quantum spin liquid in $\text{YbZn}_2\text{GaO}_5$, arXiv preprint arXiv:2305.20040 (2023).
- [11] A. Kitaev, Anyons in an exactly solved model and beyond, *Annals of Physics* **321**, 2 (2006).
- [12] C. Nayak, S. H. Simon, A. Stern, M. Freedman, and S. Das Sarma, Non-abelian anyons and topological quantum computation, *Rev. Mod. Phys.* **80**, 1083 (2008).
- [13] G. Jackeli and G. Khaliullin, Mott insulators in the strong spin-orbit coupling limit: From heisenberg to a quantum compass and kitaev models, *Phys. Rev. Lett.* **102**, 017205 (2009).
- [14] F. Ye, S. Chi, H. Cao, B. C. Chakoumakos, J. A. Fernandez-Baca, R. Custelcean, T. F. Qi, O. B. Korneta, and G. Cao, Direct evidence of a zigzag spin-chain structure in the honeycomb lattice: A neutron and x-ray diffraction investigation of single-crystal Na_2IrO_3 , *Phys. Rev. B* **85**, 180403(R) (2012).
- [15] R. Comin, G. Levy, B. Ludbrook, Z.-H. Zhu, C. N. Veenstra, J. A. Rosen, Y. Singh, P. Gegenwart, D. Stricker, J. N. Hancock, D. van der Marel, I. S. Elfimov, and A. Damascelli, Na_2IrO_3 as a novel relativistic mott insulator with a 340-meV gap, *Phys. Rev. Lett.* **109**, 266406 (2012).
- [16] S. Hwan Chun, J.-W. Kim, J. Kim, H. Zheng, C. C. Stoumpos, C. Malliakas, J. Mitchell, K. Mehlawat, Y. Singh, Y. Choi, *et al.*, Direct evidence for dominant bond-directional interactions in a honeycomb lattice iridate Na_2IrO_3 , *Nature Physics* **11**, 462 (2015).
- [17] Y. Singh and P. Gegenwart, Antiferromagnetic mott insulating state in single crystals of the honeycomb lattice material Na_2IrO_3 , *Phys. Rev. B* **82**, 064412 (2010).
- [18] Y. Singh, S. Manni, J. Reuther, T. Berlijn, R. Thomale, W. Ku, S. Trebst, and P. Gegenwart, Relevance of the heisenberg-kitaev model for the honeycomb lattice iridates A_2IrO_3 , *Phys. Rev. Lett.* **108**, 127203 (2012).
- [19] S. K. Choi, R. Coldea, A. N. Kolmogorov, T. Lancaster, I. I. Mazin, S. J. Blundell, P. G. Radaelli, Y. Singh, P. Gegenwart, K. R. Choi, S.-W. Cheong, P. J. Baker, C. Stock, and J. Taylor, Spin waves and revised crystal structure of honeycomb iridate Na_2IrO_3 , *Phys. Rev. Lett.* **108**, 127204 (2012).
- [20] X. Liu, T. Berlijn, W.-G. Yin, W. Ku, A. Tsvelik, Y.-J. Kim, H. Gretarsson, Y. Singh, P. Gegenwart, and J. P. Hill, Long-range magnetic ordering in Na_2IrO_3 , *Phys. Rev. B* **83**, 220403(R) (2011).
- [21] S. C. Williams, R. D. Johnson, F. Freund, S. Choi, A. Jesche, I. Kimchi, S. Manni, A. Bombardi, P. Manuel, P. Gegenwart, and R. Coldea, Incommensurate counter-rotating magnetic order stabilized by kitaev interactions in the layered honeycomb $\alpha\text{-Li}_2\text{IrO}_3$, *Phys. Rev. B* **93**, 195158 (2016).
- [22] A. Biffin, R. D. Johnson, I. Kimchi, R. Morris, A. Bombardi, J. G. Analytis, A. Vishwanath, and R. Coldea,

- Noncoplanar and counterrotating incommensurate magnetic order stabilized by kitaev interactions in γ - Li_2IrO_3 , *Phys. Rev. Lett.* **113**, 197201 (2014).
- [23] S. M. Winter, Y. Li, H. O. Jeschke, and R. Valentí, Challenges in design of kitaev materials: Magnetic interactions from competing energy scales, *Phys. Rev. B* **93**, 214431 (2016).
- [24] K. Kitagawa, T. Takayama, Y. Matsumoto, A. Kato, R. Takano, Y. Kishimoto, S. Bette, R. Dinnebier, G. Jackeli, and H. Takagi, A spin-orbital-entangled quantum liquid on a honeycomb lattice, *Nature* **554**, 341 (2018).
- [25] H. Takagi, T. Takayama, G. Jackeli, G. Khaliullin, and S. E. Nagler, Concept and realization of kitaev quantum spin liquids, *Nature Reviews Physics* **1**, 264 (2019).
- [26] G. Lin, J. Jeong, C. Kim, Y. Wang, Q. Huang, T. Masuda, S. Asai, S. Itoh, G. Günther, M. Russina, *et al.*, Field-induced quantum spin disordered state in spin-1/2 honeycomb magnet $\text{Na}_2\text{Co}_2\text{TeO}_6$, *Nature communications* **12**, 1 (2021).
- [27] A. Banerjee, P. Lampen-Kelley, J. Knolle, C. Balz, A. A. Aczel, B. Winn, Y. Liu, D. Pajerowski, J. Yan, C. A. Bridges, *et al.*, Excitations in the field-induced quantum spin liquid state of α - rUCl_3 , *npj Quantum Materials* **3**, 1 (2018).
- [28] A. Banerjee, J. Yan, J. Knolle, C. A. Bridges, M. B. Stone, M. D. Lumsden, D. G. Mandrus, D. A. Tennant, R. Moessner, and S. E. Nagler, Neutron scattering in the proximate quantum spin liquid α - rUCl_3 , *Science* **356**, 1055 (2017).
- [29] A. Banerjee, C. Bridges, J.-Q. Yan, A. Aczel, L. Li, M. Stone, G. Granroth, M. Lumsden, Y. Yiu, J. Knolle, *et al.*, Proximate kitaev quantum spin liquid behaviour in a honeycomb magnet, *Nature materials* **15**, 733 (2016).
- [30] K. Ran, J. Wang, W. Wang, Z.-Y. Dong, X. Ren, S. Bao, S. Li, Z. Ma, Y. Gan, Y. Zhang, J. T. Park, G. Deng, S. Danilkin, S.-L. Yu, J.-X. Li, and J. Wen, Spin-wave excitations evidencing the kitaev interaction in single crystalline α - rUCl_3 , *Phys. Rev. Lett.* **118**, 107203 (2017).
- [31] J. Nasu, J. Knolle, D. L. Kovrizhin, Y. Motome, and R. Moessner, Fermionic response from fractionalization in an insulating two-dimensional magnet, *Nature Physics* **12**, 912 (2016).
- [32] Y. Kasahara, T. Ohnishi, Y. Mizukami, O. Tanaka, S. Ma, K. Sugii, N. Kurita, H. Tanaka, J. Nasu, Y. Motome, *et al.*, Majorana quantization and half-integer thermal quantum hall effect in a kitaev spin liquid, *Nature* **559**, 227 (2018).
- [33] T. Yokoi, S. Ma, Y. Kasahara, S. Kasahara, T. Shibauchi, N. Kurita, H. Tanaka, J. Nasu, Y. Motome, C. Hickey, *et al.*, Half-integer quantized anomalous thermal hall effect in the kitaev material candidate α - rUCl_3 , *Science* **373**, 568 (2021).
- [34] J. Bruin, R. Claus, Y. Matsumoto, N. Kurita, H. Tanaka, and H. Takagi, Robustness of the thermal hall effect close to half-quantization in α - rUCl_3 , *Nature Physics* **1**, 1 (2022).
- [35] M. Yamashita, J. Gouchi, Y. Uwatoko, N. Kurita, and H. Tanaka, Sample dependence of half-integer quantized thermal hall effect in the kitaev spin-liquid candidate α - rUCl_3 , *Physical Review B* **102**, 220404(R) (2020).
- [36] P. Czajka, T. Gao, M. Hirschberger, P. Lampen-Kelley, A. Banerjee, N. Quirk, D. G. Mandrus, S. E. Nagler, and N. Ong, The planar thermal hall conductivity in the kitaev magnet $\{\alpha\}$ - rUCl_3 , arXiv preprint arXiv:2201.07873 (2022).
- [37] É. Lefrançois, G. Grissonnanche, J. Baglo, P. Lampen-Kelley, J. Yan, C. Balz, D. Mandrus, S. Nagler, S. Kim, Y.-J. Kim, *et al.*, Evidence of a phonon hall effect in the kitaev spin liquid candidate α - rUCl_3 , arXiv preprint arXiv:2111.05493 (2021).
- [38] A. M. Samarakoon, P. Laurell, C. Balz, A. Banerjee, P. Lampen-Kelley, D. Mandrus, S. E. Nagler, S. Okamoto, and D. A. Tennant, Extraction of the interaction parameters for α - rUCl_3 from neutron data using machine learning, arXiv preprint arXiv:2202.10715 (2022).
- [39] P. A. Maksimov and A. L. Chernyshev, Rethinking α - rUCl_3 , *Phys. Rev. Res.* **2**, 033011 (2020).
- [40] K. Slagle, W. Choi, L. E. Chern, and Y. B. Kim, Theory of a quantum spin liquid in the hydrogen-intercalated honeycomb iridate $\text{H}_3\text{LiIr}_2\text{O}_6$, *Phys. Rev. B* **97**, 115159 (2018).
- [41] R. Verresen, M. D. Lukin, and A. Vishwanath, Prediction of toric code topological order from rydberg blockade, *Phys. Rev. X* **11**, 031005 (2021).
- [42] G. Semeghini, H. Levine, A. Keesling, S. Ebadi, T. T. Wang, D. Bluvstein, R. Verresen, H. Pichler, M. Kalinowski, R. Samajdar, *et al.*, Probing topological spin liquids on a programmable quantum simulator, *Science* **374**, 1242 (2021).
- [43] G. Giudici, M. D. Lukin, and H. Pichler, Dynamical preparation of quantum spin liquids in rydberg atom arrays, *Physical Review Letters* **129**, 090401 (2022).
- [44] R. Sahay, A. Vishwanath, and R. Verresen, Quantum spin puddles and lakes: Nisq-era spin liquids from non-equilibrium dynamics, arXiv preprint arXiv:2211.01381 (2022).
- [45] X. Xiao, J. K. Freericks, and A. F. Kemper, Determining quantum phase diagrams of topological kitaev-inspired models on nisq quantum hardware, *Quantum* **5**, 553 (2021).
- [46] T. A. Bespalova and O. Kyriienko, Quantum simulation and ground state preparation for the honeycomb kitaev model, arXiv preprint arXiv:2109.13883 (2021).
- [47] C.-Y. Lu, W.-B. Gao, O. Gühne, X.-Q. Zhou, Z.-B. Chen, and J.-W. Pan, Demonstrating anyonic fractional statistics with a six-qubit quantum simulator, *Phys. Rev. Lett.* **102**, 030502 (2009).
- [48] Y.-J. Han, R. Raussendorf, and L.-M. Duan, Scheme for demonstration of fractional statistics of anyons in an exactly solvable model, *Phys. Rev. Lett.* **98**, 150404 (2007).
- [49] S. Xu, Z.-Z. Sun, K. Wang, L. Xiang, Z. Bao, Z. Zhu, F. Shen, Z. Song, P. Zhang, W. Ren, *et al.*, Digital simulation of projective non-abelian anyons with 68 superconducting qubits, *Chinese Physics Letters* (2023).
- [50] B.-Y. Sun, N. Goldman, M. Aidelsburger, and M. Bukov, Engineering and probing non-abelian chiral spin liquids using periodically driven ultracold atoms, *PRX Quantum* **4**, 020329 (2023).
- [51] R. Schmied, J. H. Wesenberg, and D. Leibfried, Quantum simulation of the hexagonal kitaev model with trapped ions, *New Journal of Physics* **13**, 115011 (2011).
- [52] S. G. Philips, M. T. Madzik, S. V. Amitonov, S. L. de Snoo, M. Russ, N. Kalhor, C. Volk, W. I. Lawrie, D. Brousse, L. Trypuzen, *et al.*, Universal control of a six-qubit quantum processor in silicon, *Nature* **609**, 919 (2022).

- [53] F. Borsoi, N. W. Hendrickx, V. John, M. Meyer, S. Motz, F. van Riggelen, A. Sammak, S. L. de Snoo, G. Scappucci, and M. Veldhorst, Shared control of a 16 semiconductor quantum dot crossbar array, *Nature Nanotechnology*, 1 (2023).
- [54] D. Buterakos and S. D. Sarma, Magnetic phases of bilayer quantum-dot hubbard model plaquettes, arXiv preprint arXiv:2308.04504 (2023).
- [55] Y. Nagaoka, Ferromagnetism in a narrow, almost half-filled s band, *Phys. Rev.* **147**, 392 (1966).
- [56] J. P. Dehollain, U. Mukhopadhyay, V. P. Michal, Y. Wang, B. Wunsch, C. Reichl, W. Wegscheider, M. S. Rudner, E. Demler, and L. M. Vandersypen, Nagaoka ferromagnetism observed in a quantum dot plaquette, *Nature* **579**, 528 (2020).
- [57] D. Buterakos and S. Das Sarma, Ferromagnetism in quantum dot plaquettes, *Phys. Rev. B* **100**, 224421 (2019).
- [58] T. Hensgens, T. Fujita, L. Janssen, X. Li, C. Van Diepen, C. Reichl, W. Wegscheider, S. Das Sarma, and L. M. Vandersypen, Quantum simulation of a fermi-hubbard model using a semiconductor quantum dot array, *Nature* **548**, 70 (2017).
- [59] C. A. Stafford and S. Das Sarma, Collective coulomb blockade in an array of quantum dots: A mott-hubbard approach, *Phys. Rev. Lett.* **72**, 3590 (1994).
- [60] H. Tasaki, Ferromagnetism in the hubbard models with degenerate single-electron ground states, *Phys. Rev. Lett.* **69**, 1608 (1992).
- [61] D. Buterakos and S. Das Sarma, Certain exact many-body results for hubbard model ground states testable in small quantum dot arrays, *Phys. Rev. B* **107**, 014403 (2023).
- [62] M. Pioro-Ladriere, Y. Tokura, T. Obata, T. Kubo, and S. Tarucha, Micromagnets for coherent control of spin-charge qubit in lateral quantum dots, *Applied physics letters* **90** (2007).
- [63] S. Neyens, O. Zietz, T. Watson, F. Luthi, A. Nethewala, H. George, E. Henry, A. Wagner, M. Islam, R. Pillarisetty, *et al.*, Probing single electrons across 300 mm spin qubit wafers, arXiv preprint arXiv:2307.04812 (2023).
- [64] M. Takahashi, Half-filled hubbard model at low temperature, *Journal of Physics C: Solid State Physics* **10**, 1289 (1977).
- [65] A. H. MacDonald, S. M. Girvin, and D. Yoshioka, $\frac{t}{U}$ expansion for the hubbard model, *Phys. Rev. B* **37**, 9753 (1988).
- [66] See Supplemental Material at [URL will be inserted by publisher] for the perturbation theory details and additional numerical results.
- [67] G. Baskaran, S. Mandal, and R. Shankar, Exact results for spin dynamics and fractionalization in the kitaev model, *Phys. Rev. Lett.* **98**, 247201 (2007).
- [68] S. R. White, Density matrix formulation for quantum renormalization groups, *Phys. Rev. Lett.* **69**, 2863 (1992).
- [69] J. Hauschild and F. Pollmann, Efficient numerical simulations with Tensor Networks: Tensor Network Python (TeNPy), *SciPost Phys. Lect. Notes*, 5 (2018), code available from <https://github.com/tenpy/tenpy>, arXiv:1805.00055.

Supplemental Material to “Engineering the Kitaev spin-liquid model in a quantum dot system”

Tessa Cookmeyer^{1,*} and Sankar Das Sarma^{2,1}

¹*Kavli Institute for Theoretical Physics, University of California, Santa Barbara, CA, 93106-4030*

²*Condensed Matter Theory Center and Joint Quantum Institute, Department of Physics, University of Maryland, College Park, Maryland 20742-4111*

I. PERTURBATION THEORY DETAILS

We follow Ref. [S1] but see Ref. [S2] for a different equivalent method. We have a Hamiltonian formally defined by $H = H_0 + \lambda V$, and we have a projection operator P_0 that projects onto the E_0 energy sector: $H_0 P_0 = P_0 H_0 = E_0 P_0$. We also have a projector P that projects onto the manifold of perturbed states that were originally in the $E = E_0$ manifold. This projector is given by

$$P = P_0 - \sum_{n=1}^{\infty} \lambda^n \sum_{k_1+k_2+\dots+k_{n+1}=n: k_i \geq 0} S^{k_1} V S^{k_2} V \dots V S^{k_{n+1}}; \quad (S1)$$

$$S^k = \left(\frac{1 - P_0}{E_0 - H_0} \right)^k; \quad S^0 = -P_0$$

We then define

$$\Gamma = P P_0 (P_0 P P_0)^{-1/2}$$

$$(P_0 P P_0)^{-1/2} = P_0 + \sum_{n=1}^{\infty} \frac{(2n-1)!!}{(2n)!!} [P_0 (P_0 - P) P_0]^n \quad (S2)$$

which leads to an effective Hamiltonian, $H_{\text{eff}} = \Gamma^\dagger H \Gamma$, which we can then determine order-by-order.

Without loss of generality, we pick $E_0 = 0$, and we note that $S^k P_0 = 0$ if $k > 0$, and $S H_0 S = -S$ (since $E_0 = 0$). Using computer algebra software, we arrive at the simplified expression

$$H_{\text{eff}} = \lambda P_0 V P_0 + \lambda^2 P_0 V S V P_0 + \lambda^3 \left[P_0 V S V S V P_0 - \frac{1}{2} (P_0 V S^2 V P_0 V P_0 + P_0 V P_0 V S^2 V P_0) \right]$$

$$+ \lambda^4 \left[P_0 V S V S V S V P_0 + \frac{1}{2} (P_0 V S^3 V P_0 V P_0 V P_0 + P_0 V P_0 V P_0 V S^3 V P_0) \right. \quad (S3)$$

$$- \frac{1}{2} (P_0 V P_0 V S V S^2 V P_0 + P_0 V P_0 V S^2 V S V P_0 + P_0 V S V S^2 V P_0 V P_0 + P_0 V S^2 V S V P_0 V P_0$$

$$\left. + P_0 V S^2 V P_0 V S V P_0 + P_0 V S V P_0 V S^2 V P_0) \right] + \dots,$$

whose first and second terms are clearly just second-order perturbation theory. The fourth term agrees with Ref. [S1] if we specialize, as they did, to the case where $P_0 V P_0 = 0$.

A. Simplification using the specifics of the Hubbard model

We have

$$H_0 = U \sum_i n_{i\uparrow} n_{i\downarrow}; \quad \lambda V = \sum_{ij,\sigma} t_{ij} c_{i\sigma}^\dagger c_{j\sigma} + \frac{1}{2} \sum_{i,\sigma,\sigma'} \mathbf{h}_i \cdot c_{i\sigma}^\dagger \boldsymbol{\sigma}_{\sigma,\sigma'} c_{i\sigma'} = V_t + V_h \quad (S4)$$

where $t_{ij} = t_{ji}^*$ are not necessarily real.

Since V_h does not change the occupancy of sites and V_t does, at half-filling, we have

$$P_0 V_t P_0 = 0; \quad P_0 V_h S = S V_h P_0 = 0; \quad (S5)$$

and for $k > 0$

$$S^k V P_0 = \frac{1}{(-U)^{k-1}} S V P_0; \quad P_0 V S^k = \frac{1}{(-U)^{k-1}} P_0 V S; \quad (S6)$$

since we can only move to the $E = U$ sector after a single hop. These constraints reduce the number of terms we need to evaluate.

B. Evaluating terms

As in Ref. [S1], we note the following

$$\begin{aligned} P_0 c_{i\uparrow}^\dagger c_{i\uparrow} P_0 &= P_0 c_{i\downarrow} c_{i\downarrow}^\dagger P_0 = \frac{1}{2} + \frac{\sigma^z}{2} \\ P_0 c_{i\downarrow}^\dagger c_{i\downarrow} P_0 &= P_0 c_{i\uparrow} c_{i\uparrow}^\dagger P_0 = \frac{1}{2} - \frac{\sigma^z}{2} \\ P_0 c_{i\downarrow}^\dagger c_{i\uparrow} P_0 &= -P_0 c_{i\uparrow} c_{i\downarrow}^\dagger P_0 = \sigma^- = \frac{1}{2}(\sigma^x - i\sigma^y) \\ P_0 c_{i\uparrow}^\dagger c_{i\downarrow} P_0 &= -P_0 c_{i\downarrow} c_{i\uparrow}^\dagger P_0 = \sigma^+ = \frac{1}{2}(\sigma^x + i\sigma^y). \end{aligned} \quad (S7)$$

Now the terms up to λ^3 can easily be evaluated

$$\begin{aligned} P_0 V_h P_0 &= \frac{1}{2} \sum_{i,\sigma,\sigma'} \mathbf{h}_i \cdot \boldsymbol{\sigma}_{\sigma,\sigma'} P_0 c_{i\sigma}^\dagger c_{i\sigma'} P_0 = \frac{1}{2} \sum_i \mathbf{h}_i \cdot \boldsymbol{\sigma}_i \\ P_0 V_t S V_t P_0 &= \frac{1}{2} \sum_{ij} \frac{|t_{ij}|^2}{U} (\boldsymbol{\sigma}_i \cdot \boldsymbol{\sigma}_j - 1) \\ P_0 V_t S V_t S V_t P_0 &= \frac{i}{2U^2} \sum_{ijk} t_{ij} t_{jk} t_{ki} \boldsymbol{\sigma}_i \cdot (\boldsymbol{\sigma}_j \times \boldsymbol{\sigma}_k) \\ P_0 V_t S V_h S V_t P_0 &= \frac{1}{4} \sum_{ij} \frac{|t_{ij}|^2}{U^2} (\mathbf{h}_j - \mathbf{h}_i) \cdot (\boldsymbol{\sigma}_i - \boldsymbol{\sigma}_j) + \frac{1}{2} P_0 V_h P_0 V_t S^2 V_t P_0 + \frac{1}{2} P_0 V_t S^2 V_t P_0 V_h P_0 \end{aligned} \quad (S8)$$

For the $\mathcal{O}(\lambda^4)$ terms, we group them by the number of V_h in the expression:

$$\begin{aligned} T_0 &= P_0 V_t S V_t S V_t S V_t P_0 + \frac{1}{U} P_0 V_t S V_t P_0 V_t S V_t P_0 \\ T_1 &= P_0 V_t S V_h S V_t S V_t P_0 + P_0 V_t S V_t S V_h S V_t P_0 + \frac{1}{U} (P_0 V_h P_0 V_t S V_t S V_t P_0 + P_0 V_t S V_t S V_t P_0 V_h P_0) \\ T_2 &= P_0 V_t S V_h S V_h S V_t P_0 + \frac{1}{2U^2} (P_0 V_t S V_t P_0 V_h P_0 V_h P_0 + P_0 V_h P_0 V_h P_0 V_t S V_t P_0) \\ &\quad + \frac{1}{U} (P_0 V_h P_0 V_t S V_h S V_t P_0 + P_0 V_t S V_h S V_t P_0 V_h P_0) \end{aligned} \quad (S9)$$

It turns out that T_1 is already higher order in a $1/U$ expansion: as noted in the main text, we are considering the ordering $|h_B| \sim t_1 \sim U^{1/4} |h_B|^{1/4} \sqrt{t_2} \sim \sqrt{U} |h_V|$ where V denotes the spins on the vertices and B denotes spins on the bonds. The only loops of length three will have a factor $t_1^2 t_2 \sim t_1^4 / \sqrt{U} |h_B|$, so the term $P_0 V_t S V_t S V_t P_0$, formally at order λ^3 , is already at order $U^{-2.5}$. Therefore, T_1 will be $\mathcal{O}(U^{-3.5})$ and not $\mathcal{O}(U^{-3})$ like T_0 and T_2 . These considerations allow us to ignore T_1 while carrying out the theory to the desired order consistently.

Since T_0 is just the usual term already evaluated in Ref. [S1, S2], we only need to focus on T_2 . We find

$$\begin{aligned}
P_0 V_t S V_h S V_h S V_t P_0 &= -\frac{1}{U} \left\{ P_0 V_t S V_h S V_t P_0 + \frac{1}{4U} (P_0 V_h P_0 V_t S V_t P_0 + P_0 V_t S V_t P_0 V_h P_0), P_0 V_h P_0 \right\} + \frac{1}{4} A_1 \\
A_1 &= \frac{1}{4} \sum_{ij} \frac{|t_{ij}|^2}{(-U)^3} (\mathbf{h}_j - \mathbf{h}_i) \cdot \left(2 \text{Tr} [\tilde{M}_j \boldsymbol{\sigma} M_i^T \boldsymbol{\sigma}] \cdot (\mathbf{h}_j - \mathbf{h}_i) \right. \\
&\quad \left. + \left(\text{Tr} [\boldsymbol{\sigma} M_i^T \tilde{M}_j \boldsymbol{\sigma}] + \text{Tr} [\boldsymbol{\sigma} \tilde{M}_j M_i^T] \right) \cdot \mathbf{h}_j - \left(\text{Tr} [\boldsymbol{\sigma} \tilde{M}_j M_i^T] + \text{Tr} [\boldsymbol{\sigma} M_i^T \tilde{M}_j] \right) \cdot \mathbf{h}_i \right) \\
&= \frac{1}{2} \sum_{ij} \frac{|t_{ij}|^2}{(-U)^3} [(\mathbf{h}_j - \mathbf{h}_i)^2 - (\mathbf{h}_j - \mathbf{h}_i) \cdot \boldsymbol{\sigma}_i \boldsymbol{\sigma}_j \cdot \mathbf{h}_j + (\mathbf{h}_j - \mathbf{h}_i) \cdot \boldsymbol{\sigma}_j \boldsymbol{\sigma}_i \cdot \mathbf{h}_i]
\end{aligned} \tag{S10}$$

where $\{\cdot, \cdot\}$ is the anticommutator as usual, $\text{Tr}[\cdot]$ denotes the trace, and $M_{i,\alpha\beta} = P_0 c_{i\alpha}^\dagger c_{i\beta} P_0$ and $\tilde{M}_{i,\alpha\beta} = P_0 c_{i\alpha} c_{i\beta}^\dagger P_0$. When substituting into T_2 , we see that we get

$$T_2 = \frac{1}{4} A_1 + \frac{1}{4U^2} [P_0 V_h P_0, [P_0 V_h P_0, P_0 V_t S V_t P_0]] \tag{S11}$$

Using the above expressions for $P_0 V_h P_0$ and $P_0 V_t S V_t P_0$ in terms of $\boldsymbol{\sigma}_i$, we can use the commutator relations between the Pauli matrices to evaluate

$$\begin{aligned}
T_2 &= \frac{1}{4} A_1 + \frac{1}{8U^3} \sum_{ij} |t_{ij}|^2 ((\mathbf{h}_j - \mathbf{h}_i)^2 \boldsymbol{\sigma}_i \cdot \boldsymbol{\sigma}_j - (\mathbf{h}_j - \mathbf{h}_i) \cdot [\boldsymbol{\sigma}_j \boldsymbol{\sigma}_i \cdot \mathbf{h}_j - \boldsymbol{\sigma}_i \boldsymbol{\sigma}_j \cdot \mathbf{h}_i]) \\
&= \frac{1}{8} \sum_{ij} \frac{|t_{ij}|^2}{U^3} ((\mathbf{h}_j - \mathbf{h}_i)^2 (\boldsymbol{\sigma}_i \cdot \boldsymbol{\sigma}_j - 1) + (\mathbf{h}_j - \mathbf{h}_i) \cdot (\boldsymbol{\sigma}_i \boldsymbol{\sigma}_j - \boldsymbol{\sigma}_j \boldsymbol{\sigma}_i) \cdot (\mathbf{h}_j + \mathbf{h}_i))
\end{aligned} \tag{S12}$$

Therefore, our effective Hamiltonian to $\mathcal{O}(U^{-3})$ is

$$\begin{aligned}
H_{\text{eff}} &= \frac{1}{2} \sum_i \mathbf{h}_i \cdot \boldsymbol{\sigma}_i + \frac{1}{2} \sum_{ij} \frac{|t_{ij}|^2}{U} (\boldsymbol{\sigma}_i \cdot \boldsymbol{\sigma}_j - 1) + \frac{i}{2U^2} \sum_{ijk} t_{ij} t_{jk} t_{ki} \boldsymbol{\sigma}_i \cdot (\boldsymbol{\sigma}_j \times \boldsymbol{\sigma}_k) + \frac{1}{4} \sum_{ij} \frac{|t_{ij}|^2}{U^2} (\mathbf{h}_j - \mathbf{h}_i) \cdot (\boldsymbol{\sigma}_i - \boldsymbol{\sigma}_j) \\
&\quad + T_2 + \sum_{ij} \frac{2|t_{ij}|^4}{U^3} (1 - \boldsymbol{\sigma}_i \cdot \boldsymbol{\sigma}_j) + \frac{1}{2} \sum_{ijk, i \neq k} \frac{|t_{ij} t_{jk}|^2}{U^3} (\boldsymbol{\sigma}_i \cdot \boldsymbol{\sigma}_j - 1) + P_4
\end{aligned} \tag{S13}$$

where P_4 is a four-spin term that requires a 4-cycle to exist in hopping, which we do not have in our case.

C. Perturbation theory in $|h_B|$

We now want to freeze out the bond spins. The field on the bond spin on an α bond is given by $h_i = -|h_B| \hat{\alpha}$, so that the ground state sector has the spin pointing in the $\hat{\alpha}$ direction. As discussed in the main text, we only have a hopping t_1 between the vertex and bond spins and a hopping t_2 between the vertex spins directly. Note we want $U \gg |h_B|$ for the previous expansion to be valid and $|h_B| \gg |t_1|^2/U$ for perturbation theory in large h_B to be valid.

We still wish to only compute to $\mathcal{O}(1/U^3)$ as before. As discussed in the main text, we ignore the three-spin term because we assume the flux through the triangle formed by the three spins is zero or small. We again split our Hamiltonian

$$\begin{aligned}
H_{\text{eff}} &= H_{0,2} + \lambda V_2; \quad H_{0,2} = \frac{1}{2} \sum_{i \in B} \left(1 - \frac{2|t_1|^2}{U^2} \right) \mathbf{h}_i \cdot \boldsymbol{\sigma}_i \\
\lambda V_2 &= \frac{1}{2} \sum_{i \in V} \left(1 - \frac{2|t_1|^2}{U^2} \right) \mathbf{h}_i \cdot \boldsymbol{\sigma}_i + \sum_{\langle ij \rangle} \frac{|t_1|^2}{U} \left(1 - 4 \frac{|t_1|^2}{U^2} + \frac{1}{4} \frac{|h_B|^2}{U^2} \right) (\boldsymbol{\sigma}_i \cdot \boldsymbol{\sigma}_j - 1) + \sum_{\langle\langle ii' \rangle\rangle_B} \frac{|t_1|^4}{U^3} (\boldsymbol{\sigma}_i \cdot \boldsymbol{\sigma}_{i'} - 1) \\
&\quad + \sum_{\langle\langle jk \rangle\rangle_V} \left(\frac{|t_2|^2}{U} + \frac{|t_1|^4}{U^3} \right) (\boldsymbol{\sigma}_j \cdot \boldsymbol{\sigma}_k - 1) + \sum_{\langle ij \rangle} \frac{|t_1|^2}{2U^2} (\mathbf{h}_j \cdot \boldsymbol{\sigma}_i + \mathbf{h}_i \cdot \boldsymbol{\sigma}_j)
\end{aligned} \tag{S14}$$

where $\langle ij \rangle$ denotes nearest neighbor pairs, $\langle\langle jk \rangle\rangle_{V(B)}$ denotes next-nearest neighbor pairs on vertex (bond) sites, respectively. As before, we use the scaling $\mathbf{h}_{j \in P} \sim t_1^2/U$ and $|t_2|^2 \sim |t_1|^4/(U|h_B|)$ to neglect certain higher-order terms.

At leading order in perturbation theory, we just replace $\sigma_{i \in B}$ with $\hat{\alpha}$ if i is on the α bond. At higher order, there are only two terms that arise due to $V_{h_V} = \frac{1}{2} \sum_{i \in V} \mathbf{h}_i \cdot \boldsymbol{\sigma}_i$ and $V_{t_1} = (|t_1|^2/U) \sum_{\langle ij \rangle} \boldsymbol{\sigma}_i \cdot \boldsymbol{\sigma}_j$. First, we have

$$P_0 V_{t_1} S V_{t_1} P_0 = -2 \frac{|t_1|^4}{U^2 |h_B|} \left(\sum_{\langle ij \rangle_\alpha} (1 - \sigma_j^\alpha) + \sum_{\langle\langle jk \rangle\rangle_{V,\alpha}} (\boldsymbol{\sigma}_j \cdot \boldsymbol{\sigma}_k - \sigma_j^\alpha \sigma_k^\alpha) \right) \quad (\text{S15})$$

where $\langle ij \rangle_\alpha$ indicates nearest-neighbor pairs with $j \in V$ and i on an α bond, and $\langle\langle jk \rangle\rangle_{V,\alpha}$ indicates a next-nearest-neighbor pair of adjacent vertex sites sharing an α bond.

At the third order in perturbation theory there is an additional term at $\mathcal{O}(U^{-3})$

$$P_0 V_{t_1} S V_{h_V} S V_{t_1} P_0 = 2 \frac{|t_1|^4}{U^2 |h|^2} \sum_{\langle\langle jk \rangle\rangle_{V,\alpha}} \left(\frac{1}{2} (h_j^\alpha + h_k^\alpha) - 2 \frac{|t_1|^2}{U} \right) [1 + \boldsymbol{\sigma}_j \cdot \boldsymbol{\sigma}_k - 2 \sigma_k^\alpha \sigma_j^\alpha] + \mathcal{O}(U^{-4}) \quad (\text{S16})$$

Therefore, we finally get the following effective Hamiltonian for just the spins on the vertices of the hexagonal plaquette

$$\begin{aligned} H_{V,\text{eff}} = & \sum_{j \in V} \left[\mathbf{h}_j \left(\frac{1}{2} - \sum_{i_\alpha \in n.n.(j)} \frac{|t_1|^2}{2U^2} \right) + \sum_{i_\alpha \in n.n.(j)} \hat{\alpha} \frac{|t_1|^2}{U} \left(1 - 4 \frac{|t_1|^2}{U^2} + \frac{|h_B|^2}{4U^2} - \frac{|h_B|}{2U} + 2 \frac{|t_1|^2}{U|h_B|} \right) \right] \cdot \boldsymbol{\sigma}_j \\ & + \sum_{\langle\langle jk \rangle\rangle_{V,\alpha}} \left[\left(\frac{|t_2|^2}{U} + \frac{|t_1|^4}{U^3} - 2 \frac{|t_1|^4}{U^2 |h|} + \frac{|t_1|^4 (h_j^\alpha + h_k^\alpha)}{U^2 |h_B|^2} - 4 \frac{|t_1|^6}{U^3 |h_B|^2} \right) \boldsymbol{\sigma}_j \cdot \boldsymbol{\sigma}_k \right. \\ & \left. + \left(2 \frac{|t_1|^4}{U^2 |h_B|} - 2 \frac{|t_1|^4 (h_j^\alpha + h_k^\alpha)}{U^2 |h_B|^2} + 8 \frac{|t_1|^6}{U^3 |h_B|^2} \right) \sigma_j^\alpha \sigma_k^\alpha \right] + C \quad (\text{S17}) \\ C = & -3|h_B| \left(1 - \frac{2|t_1|^2}{U^2} \right) - 12 \frac{|t_1|^2}{U} \left(1 - 4 \frac{|t_1|^2}{U^2} + \frac{1}{4} \frac{|h_B|^2}{U^2} \right) - 6 \left(\frac{|t_2|^2}{U} + 2 \frac{|t_1|^4}{U^3} \right) \\ & - 24 \frac{|t_1|^4}{U^2 |h_B|} - 24 \frac{|t_1|^6}{U^3 |h_B|^2} + \sum_j \sum_{i_\alpha \in n.n.(j)} \left(\frac{|t_1|^2}{2U^2} + \frac{|t_1|^4}{U^2 |h_B|^2} \right) h_j^\alpha \end{aligned}$$

where the constant, C , is the correct expression for the single plaquette we are considering, and $i_\alpha \in n.n.(j)$ indicates nearest-neighboring sites to site j with bond label α .

We can now tune $\mathbf{h}_{j \in V}$ and $|t_2|$ to get an effective Heisenberg-Kitaev Hamiltonian in a magnetic field. It is easy to see that in order for the Hamiltonian to be close to the Kitaev Hamiltonian, we need $|\mathbf{h}_j| \sim |t_1|^2/U$ and $|t_2|^2/U \sim |t_1|^4/(U^2 |h_B|)$ justifying our use of these relations earlier. If we want to instead target a particular J/K and $\mathbf{h}_{\text{eff}}/K$, we can easily work out the corresponding values of $|t_2|$ and h_V . Namely, if \mathbf{h}_{eff} is parallel to $\mathbf{h}_j = |h_V|(\hat{\alpha} + \hat{\beta})$ where α and β are the two bonds connected to the vertex j , as quoted in the main text, we get the general expressions

$$\begin{aligned} h_V = & \frac{-A_1 + A_2 \frac{h_{\text{eff}}}{K}}{A_3 + 4A_4 \frac{h_{\text{eff}}}{K}}; \quad t_2 = \sqrt{U \left(\frac{J}{K} (A_2 - 4A_4 h_V) - 2A_4 h_V - A_5 \right)}; \\ A_1 = & 2 \frac{|t_1|^2}{U} \left(1 - 4 \frac{|t_1|^2}{U^2} + \frac{h_B^2}{4U^2} - \frac{|h_B|}{2U} + 2 \frac{|t_1|^2}{U|h_B|} \right); \quad A_2 = \frac{2|t_1|^4}{U^2 |h_B|} + 8 \frac{|t_1|^6}{U^3 h_B^2} \\ A_3 = & 1 - 2 \frac{|t_1|^2}{U^2}; \quad A_4 = \frac{|t_1|^4}{U^2 h_B^2}; \quad A_5 = \frac{|t_1|^4}{U^3} - 2 \frac{|t_1|^4}{U^2 |h_B|} - \frac{4|t_1|^6}{U^3 h_B^2}. \end{aligned} \quad (\text{S18})$$

II. NUMERICAL RESULTS

In this section, we will evaluate both Eq. (S4) for the twelve sites on our single hexagon plaquette with the Density-Matrix Renormalization group (DMRG) method, and Eq. (S17) with exact diagonalization on the six vertex spins. We carry out the DMRG calculations using **TenPy** [S3]. To specify parameters, we pick a value of $|t_1|$, $|h_B|$. We then fix a value of U , and then set $|t_2|$ and h_V to reproduce a particular value of J/K and $|h_{\text{eff}}|/K$. Because we use the maximum possible bond dimension of 4096 for our twelve Fermi-Hubbard sites, the remaining parameters are likely not important, but for completeness we list them here: we check for convergence every two sweeps and use a mixer for the first two sweeps. Our energy and entropy cutoffs to ensure convergence are 3×10^{-8} and 3×10^{-5} respectively.

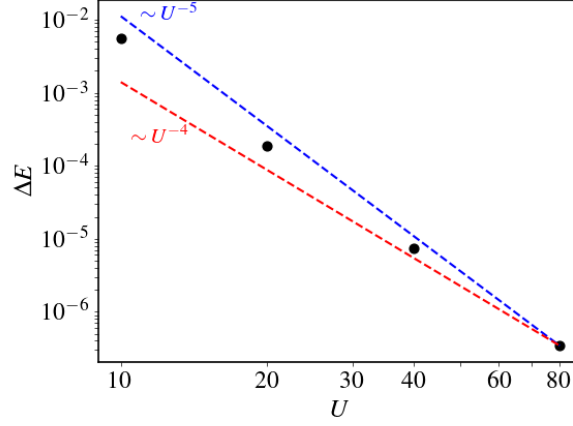


Figure S1. We perform DMRG on twelve Fermi-Hubbard sites and exact diagonalization (ED) on six sites using the effective Hamiltonian, Eq. (S17). We set $3t_1 = 2h_B = 3$, and the values of $|t_2|$ and h_V are set so as to give $J/K = 0.3$ and $h_{\text{eff}} = 0.05$. We plot the difference in energies between the two methods as a function of U and include a lines to indicate the scaling U^{-4} in red and U^{-5} in blue. We see that the two energies are converging at least as quickly as U^{-4} , and we are neglecting terms at that order so it should not be faster. Likely, the appearance of being close to the U^{-5} curve is due to finite U effects. It is difficult to go to higher U because the DMRG needs to be converged to a very small error in energy.

First, as shown in Fig. S1, we verify that the difference in energy between the two methods decreases as U^{-4} . Finite-size effects make it seem that the error could go as U^{-5} , but we are certainly neglecting terms at U^{-4} . Note that if there is a non-zero flux through the three cycles composed of two vertices and a bond, we will be making errors at order $U^{-3.5}$ since we neglected the term T_1 above.

Now, we set $|t_1| = |h_B| = 1.0$ and $U = 10$ or $U = 33$. In Fig. 2 in the main text, we fix values of $|h_{\text{eff}}|/K$ and change J/K . In Fig. S2, we fix a value of J/K and change $|h_{\text{eff}}|/K$. As we can see, we obtain excellent agreement when $U = 33$. It is worth noting that the ground state is degenerate when $J/K = 0$, leading to a range of possible values of the spin-spin correlators (all degenerate states have the same value of $\langle W_P \rangle$), which is why the ED curves jump around very quickly as a function of parameters. A small J/K lifts this degeneracy.

From both of these figures, we see that there is a large range in $|h_{\text{eff}}|/K$ and a small range in J/K where we have $\langle W_P \rangle \approx 1$ and $\langle S_i^z S_j^z \rangle$ short-ranged, which we will refer to as being in a spin-liquid plaquette regime. Because we have good agreement between ED and DMRG when $U = 33$, we can explore a wider set of phase space just using the much easier (and faster) to use ED technique. In Fig. S3, we plot $\langle W_P \rangle$ and $\langle S_1^z S_{11}^z \rangle$, the S^z - S^z spin-correlator on an x bond, for a wide range of J/K and $|h_{\text{eff}}|/K$. We can see that the spin-liquid plaquette regime exists in approximately the range $|J/K| \leq 0.01 - 0.02$ and $|h_{\text{eff}}|/K \leq 0.75$. It is also clear from our plots that there appear to be first-order transitions out of this regime when $|h_{\text{eff}}|/K \neq 0$. For a large system, the isotropic Kitaev model is known to be gapless, but the gap can be lifted by a magnetic field [S4]. Therefore, we would expect the spin-liquid state to be more robust to perturbations in a small magnetic field. Although $|h_{\text{eff}}|/K$ does not lift all the degeneracy seen at $J/K = |h_{\text{eff}}|/K = 0$, it does lift some of the degeneracy, and this lifting may have to be overcome by J/K to exit the spin-liquid plaquette regime. We therefore interpret the sharp features in Fig. 2 as the analog to gapping out the Kitaev spin-liquid in a magnetic field.

* tcookmeyer@kitp.ucsb.edu

- [S1] M. Takahashi, Half-filled hubbard model at low temperature, Journal of Physics C: Solid State Physics **10**, 1289 (1977).
- [S2] A. H. MacDonald, S. M. Girvin, and D. Yoshioka, $\frac{t}{U}$ expansion for the hubbard model, Phys. Rev. B **37**, 9753 (1988).
- [S3] J. Hauschild and F. Pollmann, Efficient numerical simulations with Tensor Networks: Tensor Network Python (TeNPy), SciPost Phys. Lect. Notes, **5** (2018), code available from <https://github.com/tenpy/tenpy>, arXiv:1805.00055.
- [S4] A. Kitaev, Anyons in an exactly solved model and beyond, Annals of Physics **321**, 2 (2006).

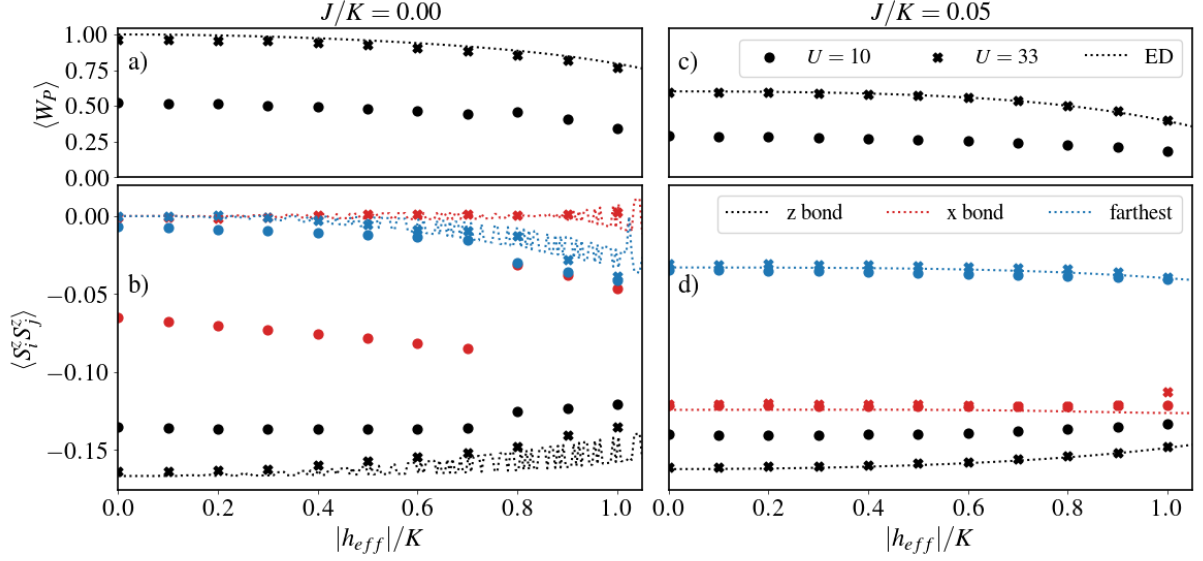


Figure S2. We perform DMRG on twelve Fermi-Hubbard sites (scatter plot points) as well as exact diagonalization (ED) on six sites using the effective Hamiltonian, Eq. (S17). We set $t_1 = h_B = 1$, and the values of $|t_2|$ and h_V are set so as to give a specified value of J/K and h_{eff} via Eq. (S18). In (a), (b) $J/K = 0$ and in (c), (d) $J/K = 0.05$ and the value of $|h_{\text{eff}}|/K$ is indicated on the horizontal axis. In all plots, the value of U needed for DMRG is $U = 10$ for the circle points and $U = 33$ for the \times points. By $U = 33$, the DMRG results are almost entirely on top of the ED curves showing that the effective Hamiltonian is a Heisenberg-Kitaev Hamiltonian in a magnetic field. We compare two observables: in (a), (c), we plot the plaquette operator $\langle W_P \rangle$ [see Eq. (4) from the main text] and in (c), (d) we plot the correlator $\langle S_i^z S_j^z \rangle$ for a z -bond ($i = 1, j = 3$), an x -bond ($i = 1, j = 11$), and the farthest spins ($i = 1, j = 7$). In (b) and (d), the color of the points and dashed line indicates which spin correlator is being plotted. A Kitaev plaquette would have $W_P = 1$ and the x bond and farthest spin correlators will be zero. Clearly $J/K = 0$ and $|h_{\text{eff}}|/K = 0$ satisfy these requirements, but when $|h_{\text{eff}}|/K \neq 0$, there is a range of values where these restrictions are approximately satisfied. Notably, the magnetic field is a much weaker perturbation than J/K (see Fig. 2 in the main text).

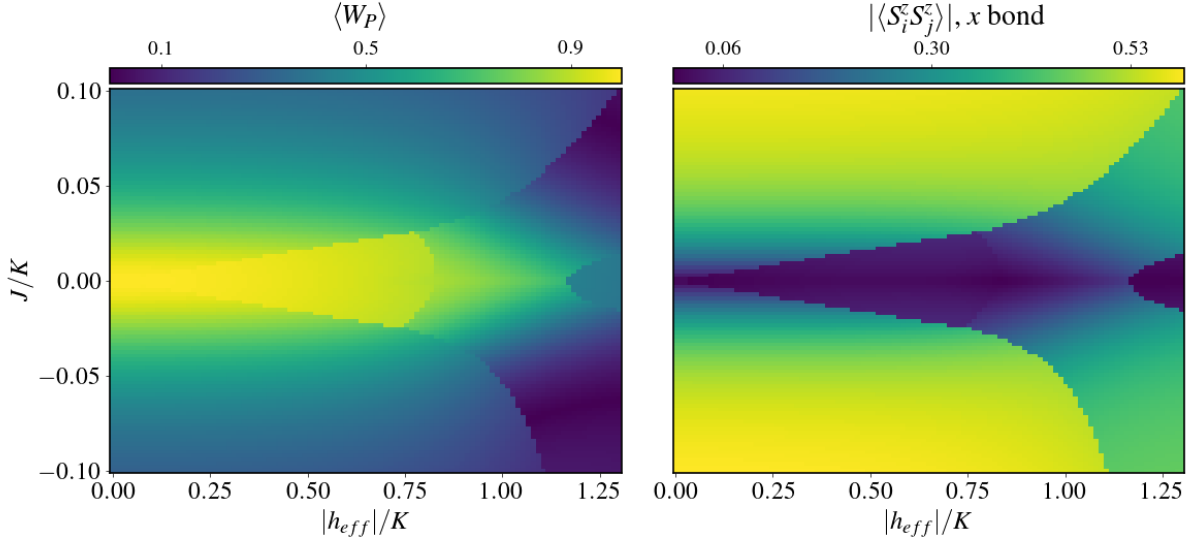


Figure S3. Using ED, we plot $\langle W_P \rangle$ and $\langle S_1^z S_{11}^z \rangle$, the correlator on an x -bond for a range of values J/K and $|h_{\text{eff}}|/K$. We can see that $\langle W_P \rangle \approx 1$ and $\langle S_1^z S_{11}^z \rangle \approx 0$ (their values at the Kitaev point) in a range of parameters. We also see that there are sharp changes in the plotted values once $|h_{\text{eff}}|/K \neq 0$. We interpret these features as due to the small-system analog of the magnetic field opening a gap: when $J/K = 0$, the field lifts some of the degeneracy seen at $|h_{\text{eff}}|/K = 0$ but not all. Nevertheless, it seems to open up a range of values where the Kitaev spin-liquid ground state on a single plaquette can be observed.