

Diffusion-controlled reactions: an overview

Denis S. Grebenkov^{1,*}

¹*Laboratoire de Physique de la Matière Condensée,
CNRS – Ecole Polytechnique, Institut Polytechnique de Paris, 91120 Palaiseau, France*
(Dated: November 10, 2023)

We review the milestones in the century-long development of the theory of diffusion-controlled reactions. Starting from the seminal work by von Smoluchowski who recognized the importance of diffusion in chemical reactions, we discuss perfect and imperfect surface reactions, their microscopic origins, and the underlying mathematical framework. Single-molecule reaction schemes, anomalous bulk diffusions, reversible binding/unbinding kinetics and many other extensions are presented. An alternative encounter-based approach to diffusion-controlled reactions is introduced, with emphasis on its advantages and potential applications. Some open problems and future perspectives are outlined.

Keywords: diffusion; surface reaction; heterogeneous catalysis; confinement; geometric complexity; biochemistry; reversible reactions; encounter-based approach; Brownian motion; encounter-dependent reactivity

I. INTRODUCTION

The nineteenth century was marked by impressive advances in the theory of chemical reactions, even though the existence of atoms and molecules, the (quantum) origins of chemical bonds and many other fundamental aspects remained to be clarified. Understanding of stoichiometric relations between reactants and the development of a mathematical theory of ordinary differential equations (ODE) provided a powerful tool to describe the kinetics of very sophisticated reactions. On a basic level, stoichiometric relations allow one to calculate the right proportions of ingredients and the masses of produced reactants at the end. Moreover, they determine the form of the ODEs that govern the time evolution of concentrations of the reactants [1]. For instance, upon disintegration of a substance A , its concentration $[A]$ obeys the simplest ODE,

$$\frac{d[A]}{dt} = -k_A[A], \quad (1)$$

where k_A is the disintegration rate; here, change in time of the concentration on the left-hand side is proportional to the remaining concentration on the right-hand side. The solution of this equation, $[A](t) = [A]_0 \exp(-k_A t)$, shows an exponential decay of the concentration from the initial level $[A]_0$. The simplicity of this solution is caused by *linearity* of the equation. For instance, the dynamics of a bimolecular synthesis reaction,



is described by *nonlinear* differential equations such as

$$\frac{d[A]}{dt} = -k_{AB}[A][B], \quad (3)$$

in which the rate of decrease of the concentration $[A]$ is proportional to the product of concentrations of both substances, i.e., to the likelihood of meeting between reactants A and B . More generally, stoichiometric relations, which determine how many copies of each reactant molecule are involved in chemical reaction, set the powers of the involved concentrations. The nonlinearity of ODEs describing chemical kinetics presents one of the major mathematical challenges for their analysis but also the origin of many peculiar features (e.g., non-existence or non-uniqueness of the solution, a finite time to the extinction of some reactants, etc.). These features and their implications in chemistry and biology have been thoroughly investigated in the twentieth century [2, 3].

The above description totally ignores spatial aspects of chemical reactions, as if the concentrations of reactants were homogeneous in space at any time. This is known as the *well-mixing assumption* when the reactants are assumed to be well mixed so that reaction occurs in different points of space in the same way. However, there are numerous

* denis.grebenkov@polytechnique.edu

situations, in which the spatial aspects are critically important. For instance, many biochemical reactions in living cells involve proteins and macromolecules that are produced in one spatial location but have to diffuse to another location to find their reaction partners (e.g., receptors, enzymes, or specific sites on DNA chains). Even for small particles such as oxygen molecules, ions and metabolites, there is generally a gradient of concentration between their “source” and “sink” that drives their directional transport in space. Moreover, even if the concentrations $[A]$ and $[B]$ are macroscopically homogeneous but low, single molecules A and B have to meet each other to form an aggregate AB according to the reaction (2), and this transport step takes time and can be the limiting factor in the overall reaction rate. The crucial role of diffusion was put forward by M. von Smoluchowski, who formulated in 1917 the first mathematical description of the coagulation dynamics [4], which later became the cornerstone of the theory of diffusion-controlled reactions in a much broader context [5–10]. Examples of diffusion-controlled reactions include coagulation dynamics [4, 11], most catalysis and enzymatic reactions [12, 13] and ligand-protein associations [14–16], geminate recombination of radicals and ions [17, 18], reactions in micellar and vesicular systems [19], spin relaxation on magnetic impurities [20, 21], diffusive search by a transcription factor protein for a specific binding site on a DNA molecule [22–24], control of flux by narrow passages and hidden targets in cellular biology [25, 26], self-propulsion of active colloids [27, 28], and oxygen capture in the lungs [29–31]. Note that such reactions bear other names as diffusion-limited, diffusion-mediated, diffusion-assisted, or diffusion-influenced reactions. In the past, these names were sometimes used to distinguish the role of diffusion, e.g., whether the reaction occurs instantly upon the first encounter of the reactants, or after additional chemical kinetics step. We do not make such distinctions and understand diffusion-controlled reactions in a broad sense as reactions in which diffusion is relevant.

In this concise review, we focus on the spatial aspect of chemical reactions. In Sec. II, we describe a chemical transformation on a catalytic surface and emphasize the role of diffusion and the consequent spatial dependence of the concentration (e.g., the formation of a depletion zone). Section III presents a more realistic setting of imperfect surface reactions, which combine diffusion in the bulk and chemical kinetics on the surface. In Sec. IV, we briefly overview various extensions such as anomalous diffusions, reversible binding/unbinding reactions, reactions in dynamically heterogeneous media, etc. Section V describes an alternative approach to diffusion-controlled reactions based on the statistics of encounters between the reactant and the catalytic surface, while Sec. VI concludes the review.

II. THE ROLE OF DIFFUSIVE TRANSPORT

For the sake of clarity, we focus on heterogeneous catalysis when a reactant A can be transformed into a product B in the presence of an immobile catalyst C :



If the catalytic germs were uniformly dispersed in a chemical reactor, one could still rely on Eq. (1). However, in many practical situations, catalytic germs have specific locations, most often on a *surface* of a porous medium, so that the reactant A should first reach this spatial location. As the reactants near the catalytic germs have higher chances to reach on them and thus to be transformed to B , the concentration $[A]$ becomes space-dependent. In particular, a depletion zone with low concentration of A is formed near the catalytic surface (Fig. 1, top row). This is a direct consequence of the transport step, which can be described, as in the case of coagulation dynamics, by the diffusion equation (also called Smoluchowski equation or heat equation),

$$\frac{\partial[A]}{\partial t} = D\Delta[A], \quad (5)$$

where $\Delta = \partial^2/\partial x^2 + \partial^2/\partial y^2 + \partial^2/\partial z^2$ is the Laplace operator, and D is the diffusion coefficient of reactant A in a liquid. In analogy to Eq. (1), this equation describes the time evolution of the concentration $[A](\mathbf{x}, t)$ in each spatial point \mathbf{x} due to diffusive displacements of the reactants A in the bulk. In turn, the reaction itself that occurs on the catalytic surface C is implemented via a *boundary condition* on that surface. If A is transformed into B immediately upon the first encounter with the catalyst C (so-called perfect reactions), the concentration $[A]$ is set to zero on C . This so-called Dirichlet boundary condition was first imposed by von Smoluchowski and still remains the most well-studied and frequently used boundary condition. Its effect is illustrated on Fig. 1 (top row) by dark color near the surface of a spherical catalyst. Note that the overall reaction rate is determined by the diffusive flux of reactants A onto the catalytic surface C :

$$J(t) = \int_C d\mathbf{x} \left(-D \frac{\partial[A](\mathbf{x}, t)}{\partial n} \right), \quad (6)$$

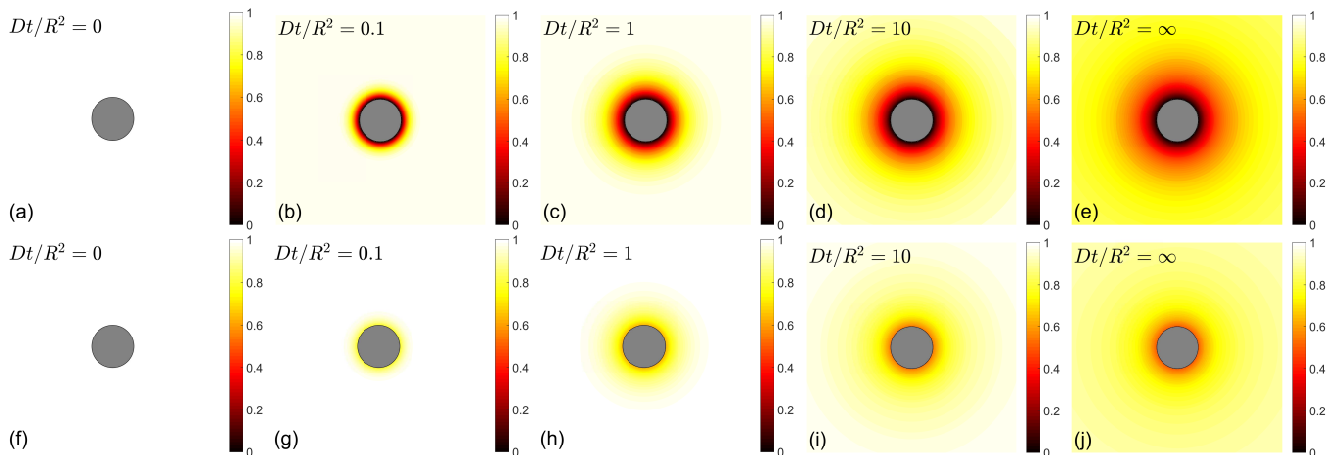


FIG. 1. (**Top row**) Rescaled concentration $[A](\mathbf{x}, t)/[A]_0 = 1 - \frac{R}{|\mathbf{x}|} \text{erfc}((|\mathbf{x}| - R)/\sqrt{4Dt})$ of reactants A near a perfectly reactive catalytic sphere of radius R (in gray) at different time instances (here $\text{erfc}(z)$ is the complementary error function) [4]. (a) Homogeneous concentration at $t = 0$; (b) Formation of a thin depletion zone at short time $Dt/R^2 = 0.1$; (c,d) Progressive growth of the depletion zone at larger times $Dt/R^2 = 1$ and $Dt/R^2 = 10$; (e) Approach to a steady-state concentration $[A](\mathbf{x}, \infty)/[A]_0 = 1 - R/|\mathbf{x}|$ as $t \rightarrow \infty$. (**Bottom row**) Rescaled concentration $[A](\mathbf{x}, t)/[A]_0 = 1 - \frac{R-R_\kappa}{|\mathbf{x}|} \left\{ \text{erfc}\left(\frac{|\mathbf{x}|-R}{\sqrt{4Dt}}\right) + e^{Dt/R_\kappa^2 + (|\mathbf{x}|-R)/R_\kappa} \text{erfc}\left(\frac{|\mathbf{x}|-R}{\sqrt{4Dt}} + \frac{\sqrt{Dt}}{R_\kappa}\right) \right\}$ of reactants A near a partially reactive catalytic sphere of radius R , with reactivity $\kappa R/D = 1$, at the same time instances [44] (with $R_\kappa = R/(1 + \kappa R/D)$).

where $\partial/\partial_n = (\vec{n} \cdot \nabla)$ is the normal derivative along the normal direction \vec{n} to the surface.

The inclusion of space dependence into the theory of chemical kinetics led to many fundamental changes. As reaction does not occur homogeneously in space anymore, there are two consecutive steps: the diffusion step (transport towards the catalytic surface described by the diffusion equation) and the reaction step (chemical transformation from A to B on it described by the boundary condition). The dependence of these two steps on the shape of the catalytic surface introduces a new *geometric* dimension to the theory [32–34]. How efficient are catalytic surfaces of different shapes? Since reaction occurs on the catalytic surface, can *irregularly shaped* catalysts speed up the overall production due to their higher surface area? Can one optimize the shape to increase the production? Have the large reactive surfaces of exchange organs such lungs and placentas been optimized by evolution for more efficient oxygen capture? These and many other questions have been intensively studied since the 80’s of the twentieth century (see [31, 35–42] and references therein).

III. IMPERFECT SURFACE REACTIONS

Despite “popularity” among theoreticians, perfect surface reactions ignore intrinsic chemical kinetics during the reaction step and therefore may lead to paradoxical predictions. For instance, the overall reaction rate on a perfectly reactive sphere of radius R ,

$$J(t) = 4\pi R D [A]_0 \left(1 + \frac{R}{\sqrt{\pi D t}} \right), \quad (7)$$

found by von Smoluchowski [4], is infinitely large at the very first time instance (as $t \rightarrow 0$). This divergence is caused by the molecules in an immediate vicinity of the catalyst that react instantly. As a consequence, if one searches to maximize the overall production by distributing a given amount of a catalytic material, the optimal solution consists in dispersing this material into a “dust”, i.e., a uniform arrangement of tiny catalytic germs. Moreover, if the subdivision of this material into smaller and smaller germs could be repeated up to infinity, such a fractal dust would transform all the reactants A in the bulk instantly [43]. From a mathematical point of view, this is not surprising because any reactant A would have in its immediate vicinity a tiny catalytic germ, thus eliminating the diffusion step. However, such a behavior does not make sense from a practical point of view. Limitations of perfect reactions have been recognized in 1949 by Collins and Kimball [44] who proposed to replace Dirichlet boundary condition by so-called Robin or radiative boundary condition on the catalytic surface:

$$-D \frac{\partial [A](\mathbf{x}, t)}{\partial n} = \kappa [A](\mathbf{x}, t). \quad (8)$$

This condition *postulates* that the (net) diffusive flux of reactants A coming onto the catalytic surface from the bulk (the left-hand side) is proportional to their concentration $[A]$ on that surface at each surface point. The proportionality coefficient κ , called a “reactivity” of the catalytic surface, can range from 0 for an inert surface to infinity for a perfectly reactive surface. In the former case, the diffusive flux of reactants is zero, meaning that no reaction occurs on that surface. In the latter case, the division by κ and the limit $\kappa \rightarrow \infty$ reduce Eq. (8) back to the Dirichlet boundary condition $[A](\mathbf{x}, t) = 0$ on the surface of C . Note that the reactivity κ (in units m/s) can also be expressed in terms of a forward reaction constant k_{on} (in units $\text{m}^3/\text{s}/\text{mol}$ or $1/\text{M}/\text{s}$) as $k_{\text{on}} = \kappa N_A S_C$, where N_A is the Avogadro number, and S_C is the surface area of the catalytic surface. Figure 1(bottom row) illustrates the effect of partial reactivity onto the concentration of reactants near the catalytic sphere of radius R . The depletion zone is thinner and grows slower than in the case of perfect reactions. Moreover, the overall reaction rate $J(t)$ is finite in the short-time limit: $J(0) = 4\pi R^2 \kappa [A]_0$. Indeed, only the molecules near the catalyst (of surface area $4\pi R^2$) can react at short times, and their contribution is now limited by chemical kinetics, i.e., by the time needed for chemical transformation (4), which is controlled by the reactivity κ . As time increases, molecules from further locations arrive onto the catalyst and can thus contribute. At long times, the region near the catalyst is depleted, and reactants A from very distant locations need to diffuse towards the catalyst. In this limit, one gets $J(\infty) = 4\pi R D [A]_0 / (1 + D/(\kappa R))$, i.e., the overall production is therefore diffusion-limited. In other words, the overall production exhibits a transition from the reaction-limited regime at short times to the diffusion-limited regime at long times.

The partial reactivity of the surface, described by Robin boundary condition (8), can model various microscopic mechanisms of imperfect reactions [34, 45], as illustrated by Fig. 2. In physical chemistry, once the reactant A arrives onto the catalytic surface, it has to overcome an activation energy barrier in order to react [46, 47]. This activation energy determines the probability p of the reaction attempt to be successful. However, the reactant may fail its reaction attempt (with probability $1 - p$) by leaving the proximity of the catalytic surface and thus resuming its diffusion until the next encounter, and so on. In this setting, the microscopic interaction determines the probability p , which, in turn, fixes the effective macroscopic reactivity $\kappa = \frac{D}{a} \frac{p}{1-p}$, where a is the width of the reactive layer near the catalytic surface (i.e., the interaction range, which is typically of the order of a nanometer) [48]. Varying p from 0 to 1 covers the whole range of reactivities from 0 to $+\infty$. In the biochemical context, conformational changes of a macromolecule between nearly isoenergetic folded states can alter its function; this mechanism is primarily important for protein-ligand and protein-protein recognition [49–51]. When such a protein arrives onto the catalytic surface (its reaction partner), it has to be in an appropriate conformational state (with probability p) to be able to initiate the reaction (4); otherwise, the protein leaves the catalytic surface and restarts its bulk diffusion [52]. Even small particles such as calcium ions can spontaneously lose their reactivity via reversible binding to buffer molecules. This is the basis of one of the regulatory mechanisms in neuron signaling when tuning the concentration of buffer molecules inside a presynaptic bouton controls the ability of calcium ions to reach calcium-sensing proteins that trigger the vesicular release of neurotransmitters (see [53] and references therein). In the microcellular context, the catalytic surface may represent a plasma membrane of a cell or of a nucleus, while the reaction event may consist in the passage through a channel on that membrane; such “reaction” occurs if the channel is open (with probability p), while the reactant is reflected back from a closed channel [54–56]. Even if the channel is always open (e.g., just a hole in a container or in a filter), there is an entropic barrier that may prohibit the escape from the confining domain and lead to reflection and resumed diffusion [57–59]. In heterogeneous catalysis, the macroscopic reactivity κ may account for micro-heterogeneity of the catalytic surface, which is not fully covered by catalytic germs; in this case, p is the probability to hit the catalytic surface at the catalytic germ (and thus to react), while $1 - p$ is the probability of arriving at the inert part of the surface and thus being reflected. Homogenization of spatially heterogeneous catalytic surfaces leads to Robin boundary condition (8), in which the reactivity κ effectively accounts for distributed reactive spots [60–65]. For instance, in the seminal work by Berg and Purcell [60], the probability p was found for a spherical cell of radius R covered by N disk-shaped receptors of radius a : $p = Na / (Na + \pi R)$.

The partial reactivity adds an important intermediate step to diffusion-controlled reactions: after the first arrival onto the catalytic surface, the reactant executes a sequence of diffusive explorations of the bulk near the catalytic surface after each failed reaction attempt [66–69]. This step may considerably slow up the overall production, while the shape and reactivity of the catalytic surface are entangled through diffusion in a sophisticated way. Note that the same problem emerges in the context of semi-permeable membranes in biology and blocking electrodes in electrochemistry [70–72]. The role of reactivity (or, equivalently, permeability or resistivity) onto the overall production was thoroughly investigated [17, 20, 73–76]. For instance, B. Sapoval and co-workers discussed the role of the “reaction length” D/κ as a physical scale for oxygen capture efficiency in human lungs [30].

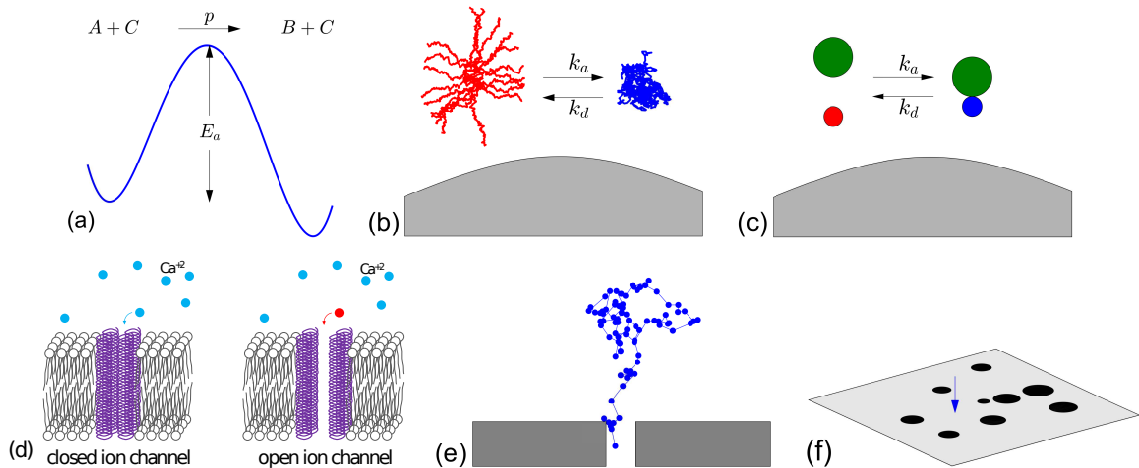


FIG. 2. Various microscopic origins of imperfect surface reactions. (a) When the reactant A arrives onto the catalytic surface C , an activation energy barrier E_a has to be overcome for a chemical transformation of A into B ; if failed, the reactant leaves the vicinity of C and thus resumes its bulk diffusion; (b) A macromolecule can spontaneously switch its conformational state from “active” (in red) to “passive” (in blue) with the rate k_a , and back (with the rate k_d), while its reaction on the catalytic surface (in gray) or with another macromolecule (a receptor, an enzyme, a DNA strand, etc.) is only possible in the “active” conformational state; (c) The reactant can be temporarily trapped by a buffer molecule (in green) that makes it inactive for the considered surface reaction; their association/dissociation kinetics is usually described by forward and backward rates k_a and k_d ; (d) An ion can pass through an open channel, while it is reflected back from the closed channel; (e) An escape of a semi-flexible polymer through a small hole can be described by an entropic barrier that leads to partial reactivity when the first arrival to the hole does not guarantee the passage; (f) An inert (gray) surface is covered by reactive catalytic germs (black spots) so that the reactant may fail to react upon the first arrival, and thus resumes its bulk diffusion until the next encounter, and so. Similarly, a protein can search for a specific (target) site on a DNA chain for successful binding.

IV. VARIOUS EXTENSIONS

The basic description of diffusion-controlled reactions via Eqs. (5, 8) has been generalized in different ways. Most efforts were dedicated to extensions of the diffusion equation (5) that describes the simplest diffusive motion of reactants, the so-called Brownian motion. For instance, the Fokker-Planck equation allows one to incorporate the effects of external potentials (e.g., an electric field acting on a charged particle), anisotropy, and space- and/or time-dependence of the diffusion coefficient [77–80]. Fractional space and time derivatives can further include nonlocal displacements and memory effects in continuous-time random walks [81–84]. Diffusing diffusivity and switching diffusivity models were proposed to describe the diffusive transport in dynamically heterogeneous media or in the presence of buffer molecules that may reversibly bind the reactant and thus randomly change its diffusion coefficient [85–88]. The addition of a linear term proportional to $[A]$ to the right-hand side of the diffusion equation (5) can account for first-order disintegration mechanisms such as photo-bleaching, bulk relaxation, radioactive decay, or a finite lifetime of the reactant [89–91], as well as the effect of diffusion-sensitizing magnetic field gradient encoding in diffusion magnetic resonance imaging [21]. Moreover, the diffusion equation with nonlinear terms in $[A]$ can describe reaction waves and many out-of-equilibrium chemical reactions involving “activators” and “inhibitors” (e.g., Belousov-Zhabotinsky reaction), paving a way to the theory of pattern formations initiated by A. Turing [2, 92].

The above extensions generally employ the canonical Dirichlet or Robin boundary conditions. Such a “persistence” can partly be explained by two mathematical reasons: (i) the Laplace operator with either of these boundary conditions is known to be self-adjoint (Hermitian) that allows one to rely on powerful methods of spectral theory and to borrow numerous tools from quantum mechanics; (ii) the diffusion equation with these boundary conditions has a straightforward probabilistic interpretation that provides strong intuition onto the behavior of the studied diffusion-reaction processes, offers efficient Monte Carlo simulations, and helps to extend the macroscopic description in terms of concentrations to single-molecule experiments. In fact, many biochemical reactions involve proteins that are not abundant inside living cells. When the number of proteins is relatively small (e.g., few tens or few hundred of transcription factors in a bacterium [93]), the macroscopic notion of concentration may be inapplicable, the overall reaction rate may be uninformative or even misleading, while *fluctuations* become critically important. Such reactions require therefore a probabilistic description in terms of the survival probability of a single reactant molecule and the probability density of the first-reaction time [94–96]. In many settings, the survival probability of a single molecule obeys the same equations (5, 8) and hence is equal to the rescaled concentration $[A](\mathbf{x}, t)/[A]_0$. This equivalence

bridges the macroscopic and probabilistic descriptions, providing complementary insights and opening efficient ways to analyze and interpret single-molecule experiments [97–107].

At the same time, the Robin boundary condition (8) remains limited to modeling rather simple surface reactions with a *constant* reactivity. Consideration of time- and/or space-dependent reactivity is one natural extension (see [108] and references therein). Another important extension concerns reversible reactions such as binding/unbinding, association/dissociation, and adsorption/desorption kinetics, in which case the reactant can be temporarily bound to the surface (or to another molecule). The exchange between free particles and those bound on the surface can be incorporated through the “back-reaction” boundary condition, also known as “generalized radiation” or “generalized Collins-Kimball” boundary condition [109–117]. Application of the Laplace transform with respect to time, $[\tilde{A}](\mathbf{x}, s) = \int_0^\infty dt e^{-st} [A](\mathbf{x}, t)$, reduces this boundary condition to Robin boundary condition (8) with s -dependent reactivity $\kappa(s)$ (see details in [117]). In this way, reversible and irreversible diffusion-controlled reactions admit essentially the same mathematical description in Laplace domain (in terms of s); in turn, the s -dependent reactivity results in fundamentally different behaviors in time domain (in terms of t). In addition, one can further relax the assumption of an immobile bound state and allow for diffusion on the surface. The efficiency of such intermittent search dynamics with alternating phases of bulk and surface diffusion was thoroughly investigated [118–124] (see also a review [125]).

V. BEYOND THE CONVENTIONAL FRAMEWORK

To handle more general surface reaction mechanisms such as, e.g., deactivation or passivation of catalysts [126, 127], or progressive activation of enzymes, an alternative theoretical description of diffusion-controlled reactions was proposed [128]. This so-called encounter-based approach originates from the theory of reflected stochastic processes in confined domains and relies on the concept of the boundary local time ℓ – a rescaled number of encounters between the reactant and the catalytic surface. In this approach, one can *disentangle* the respective roles of the shape and reactivity of the catalytic surface. In fact, the concentration of reactants A can be represented as

$$[A](\mathbf{x}, t) = \int_0^\infty d\ell e^{-\ell\kappa/D} \rho(\ell, \mathbf{x}, t), \quad (9)$$

where $\rho(\ell, \mathbf{x}, t)$ describes the statistics of encounters with an inert surface. In other words, the function $\rho(\ell, \mathbf{x}, t)$ encodes how the shape of the catalytic surface affects the diffusive dynamics, whereas the exponential factor $e^{-\ell\kappa/D}$ incorporates the reactivity κ that was *implicitly* imposed via Robin boundary condition (8) in the conventional approach. As the successful surface reaction is preceded by a sequence of failed reaction attempts at each encounter, the exponential factor in Eq. (9) can be interpreted as the exponential probability law, $\mathbb{P}\{a\hat{n} > \ell\} = e^{-\ell\kappa/D}$, for the random number \hat{n} of encounters in that sequence. Due to the self-similar nature of Brownian motion, the number of encounters has to be rescaled by the width a of a thin surface layer, in which the molecule can interact with the catalytic surface (see details in [128]). While the statistics of encounters was investigated for simple confinements [66, 69, 129–131], its shape dependence for porous media representing industrial catalysts or biological environments remains still unknown.

Most importantly, one can replace the exponential factor in Eq. (9), which incorporated the effect of a constant reactivity κ , by another probability law $\mathbb{P}\{a\hat{n} > \ell\} = \Psi(\ell)$, to model more sophisticated surface reaction mechanisms with an encounter-dependent reactivity

$$\kappa(\ell) = D \frac{-\frac{d}{d\ell} \Psi(\ell)}{\Psi(\ell)}. \quad (10)$$

If $\Psi(\ell) = e^{-\ell\kappa/D}$, this formula yields the constant reactivity considered above, $\kappa(\ell) = \kappa$, and ensures the Markovian character of the binding reaction. However, another *choice* of the function $\Psi(\ell)$ allows one to implement the reactivity of the catalytic surface that depends on how many times the reactant has encountered it. To illustrate this idea, let us consider the gamma model, by choosing $\Psi(\ell) = \Gamma(\nu, q\ell)/\Gamma(\nu, 0)$, where $q > 0$ and $\nu > 0$ are two parameters, and $\Gamma(\nu, z) = \int_z^\infty dx x^{\nu-1} e^{-x}$ is the upper incomplete gamma function. For $\nu = 1$, one has $\Gamma(1, z) = e^{-z}$ and thus retrieves the above setting of constant reactivity $\kappa = qD$. Figure 3 illustrates the corresponding encounter-dependent reactivity $\kappa(\ell)$, given by Eq. (10) (panel a), and the overall reaction rate $J(t)$ on a spherical catalyst of radius R (panel b) that can be found in the framework of the encounter-based approach [128]. When $0 < \nu < 1$, the catalytic surface is highly reactive at the beginning and then reaches a constant reactivity qD . This situation can model a progressive passivation of the catalytic surface by repeated encounters with the reactant, up to a constant level. Expectedly, the diffusive flux is high at short times and then decreases to a constant steady-state level. Note that $\nu = 0$ formally corresponds to a perfect reaction, with the Smoluchowski’s rate (7). The particular value $\nu = 1$ yields the constant reactivity,

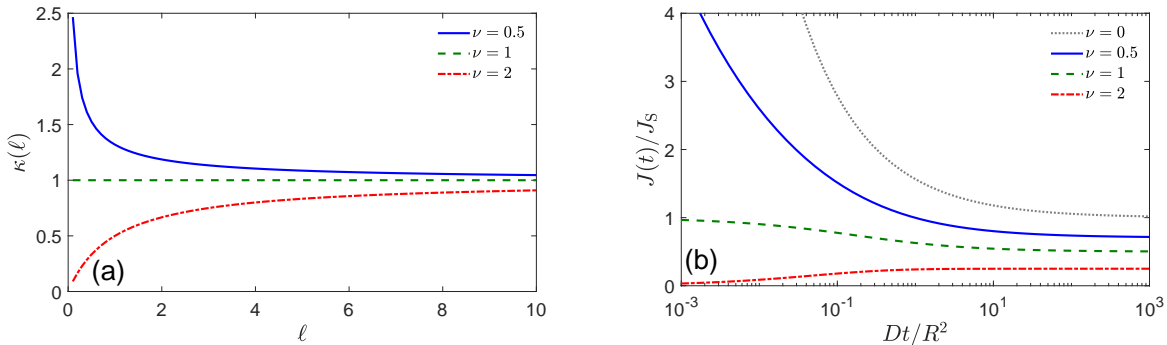


FIG. 3. (a) Encounter-dependent reactivity $\kappa(\ell)$ from the gamma model, with $q = 1$ and three values of ν . (b) The overall reaction rate $J(t)$ on a spherical catalyst of radius R , rescaled by the Smoluchowski's rate $J_S = 4\pi DR[A]_0$, with $q = 1$ and three values of ν . Dotted curve represents Eq. (7) for a perfectly reactive sphere (it formally corresponds to $\nu = 0$).

independent of the number of encounters, for which the diffusive flux is constant at short times, $4\pi R^2 q D[A]_0$, and slowly decreases to another constant at long times, as predicted by Collins and Kimball [44]. In turn, if $\nu > 1$, the catalytic surface is passive at the beginning and then reaches a constant reactivity. This situation can model progressive activation of that catalytic surface. Accordingly, the overall reaction rate is zero at short times and then increases to a constant steady-state level. Choosing an appropriate function $\Psi(\ell)$, one can produce the desired shape of the encounter-dependent reactivity $\kappa(\ell)$ that opens a way to model various surface reaction mechanisms.

The encounter-based approach goes far beyond the conventional theory of diffusion-controlled reactions described by Dirichlet or Robin boundary conditions. From the mathematical point of view, the description of a general surface reaction with an encounter-dependent reactivity $\kappa(\ell)$ is not reducible to the Robin boundary condition. As a consequence, Laplacian eigenfunctions that are conventionally used in spectral expansions, need to be replaced by so-called Steklov eigenfunctions [128, 132]. Though being less known in the context of chemical reactions, these eigenfunctions turn out to be particularly well suited for describing diffusive explorations near a catalytic surface between successive reaction attempts. Several extensions of the encounter-based approach have already been explored such as (i) inclusion of an external potential that leads to a biased or drifted motion [133]; (ii) the effects of stochastic resetting [134, 135] of the position and of the boundary local time onto diffusion-controlled reactions [136, 137]; (iii) the cooperative search by multiple independent particles and the related extreme first-passage statistics [138]; (iv) the escape problem [139]; (v) non-Markovian binding/unbinding kinetics [117]. Moreover, the same concepts can be applied to describe diffusive permeation across membranes [140–142]. Despite these recent advances, there are many open questions and promising perspectives for future developments, such as merging anomalous bulk diffusions with generalized surface reactions, the effect of sophisticated geometric confinements onto the encounter statistics, competition of multiple reactive centers for capturing a limited amount of diffusing reactants, indirect coupling of different reactants through encounter-dependent catalytic surfaces, inference of appropriate surface reaction models from experimental data, to name but a few.

VI. CONCLUSION

In summary, we reviewed the major steps in the long history of developments in the theory of diffusion-controlled reactions. M. von Smoluchowski first recognized the importance of the diffusion step, during which the reactants have to meet each other. He also put forward the diffusion equation to describe of the dynamics of reactants in the bulk and boundary conditions to account for the reaction on the surface. His mechanism of perfect reactions upon the first encounter was then improved by Collins and Kimball. While most later theoretical efforts were dedicated to improvements of the bulk dynamics, an encounter-based approach was recently developed to enable more general surface reaction mechanisms. This approach has already shown many advantages such as probabilistic insights onto surface reactions, disentanglement of the impacts of shape and reactivity of the catalytic surface, flexibility in characterization of diffusive explorations near the reactive surface, etc. In particular, the concept of encounter-dependent reactivity allows one to describe an action of reactants onto the catalytic surface, and such a feedback may potentially be relevant in various biochemical and electrochemical settings. There are still many open questions and current developments, aiming at understanding the mathematical formalism of the encounter-based approach, relating the shape of the catalytic surface to the spectral properties of the underlying operators, elaborating various

extensions, and uncovering potential applications in chemistry and biochemistry.

ACKNOWLEDGMENTS

The author acknowledges the Alexander von Humboldt Foundation for support within a Bessel Prize award.

-
- [1] House, J. E. *Principles of chemical kinetics*, 2nd Ed.; Academic press: Amsterdam, 2007.
- [2] Murray, J. D. *Mathematical Biology II: Spatial Models and Biomedical Applications*, 3rd Ed.; Springer: Berlin, Germany, 2003.
- [3] Volpert, V. *Elliptic Partial Differential Equations. Vol. 2. Reaction-Diffusion Equations*; Monographs in Mathematics, 104; Springer: Basel, Switzerland, 2014.
- [4] von Smoluchowski, M. Versuch einer Mathematischen Theorie der Koagulations Kinetik Kolloider Lousungen. *Z. Phys. Chem.* **1918**, *92U*, 129–168.
- [5] North, A. M. Diffusion-controlled reactions. *Q. Rev. Chem. Soc.* **1966**, *20*, 421–440.
- [6] Wilemski, G.; Fixman, M. General theory of diffusion-controlled reactions. *J. Chem. Phys.* **1973**, *58*, 4009–4019.
- [7] Calef, D. F.; Deutch, J. M. Diffusion-Controlled Reactions. *Ann. Rev. Phys. Chem.* **1983**, *34*, 493–524.
- [8] Berg, O. G.; von Hippel, P. H. Diffusion-Controlled Macromolecular Interactions. *Ann. Rev. Biophys. Biophys. Chem.* **1985**, *14*, 131–160.
- [9] Rice, S. *Diffusion-Limited Reactions*; Elsevier: Amsterdam, The Netherlands, 1985.
- [10] Lindenberg, K.; Metzler, R.; Oshanin, G. (Eds.) *Chemical Kinetics: Beyond the Textbook*; World Scientific: New Jersey, 2019.
- [11] Witten, T. A. Jr.; Sander, L. M. Diffusion-Limited Aggregation, a Kinetic Critical Phenomenon. *Phys. Rev. Lett.* **1981**, *47*, 1400–1403.
- [12] Lauffenburger, D. A.; Linderman, J. *Receptors: Models for Binding, Trafficking, and Signaling*; Oxford University Press: Oxford, UK, 1993.
- [13] Kuchler, A.; Yoshimoto, M.; Luginbühl, S.; Mavelli, F.; Walde, P. Enzymatic reactions in confined environments. *Nature Nanotech.* **2016**, *11*, 409–420.
- [14] Hill, T. L. Effect of rotation on the diffusion-controlled rate of ligand-protein association. *Proc. Nat. Acad. Sci. USA* **1975**, *72*, 4918–4922.
- [15] Zwanzig, R. Diffusion controlled ligand binding to spheres partially covered by receptors: An effective medium treatment. *Proc. Nat. Acad. Sci. U.S.A.* **1990**, *87*, 5856–5857.
- [16] Held, M.; Metzner, P.; Prinz, J.-H.; Noé, F. Mechanisms of Protein-Ligand Association and Its Modulation by Protein Mutations. *Biophys. J.* **2011**, *100*, 701–710.
- [17] Sano, H.; Tachiya, M. Partially diffusion-controlled recombination. *J. Chem. Phys.* **1979**, *71*, 1276–1282.
- [18] Agmon, N.; Pines, E.; Huppert, D. Geminate recombination in proton-transfer reactions. II. Comparison of diffusional and kinetic schemes. *J. Chem. Phys.* **1988**, *88*, 5631–5638.
- [19] Sano, H.; Tachiya, M. Theory of diffusion-controlled reactions on spherical surfaces and its application to reactions on micellar surfaces. *J. Chem. Phys.* **1981**, *75*, 2870–2878.
- [20] Brownstein, K. R.; Tarr, C. E. Importance of Classical Diffusion in NMR Studies of Water in Biological Cells. *Phys. Rev. A* **1979**, *19*, 2446–2453.
- [21] Grebenkov, D. S. NMR Survey of Reflected Brownian Motion. *Rev. Mod. Phys.* **2007**, *79*, 1077–1137.
- [22] Richter, P. H.; Eigen, M. Diffusion controlled reaction rates in spheroidal geometry application to repressor-operator. association and membrane bound enzymes, *Biophys. Chem.* **1974**, *2*, 255–263.
- [23] Berg, O. G.; Winter, R. B.; von Hippel, P. H. Diffusion-driven mechanisms of protein translocation on nucleic acids: 1. Models and theory. *Biochem.* **1981**, *20*, 6929–6948.
- [24] Sheinman, M.; Bénichou, O.; Kafri, Y.; Voituriez, R. Classes of fast and specific search mechanisms for proteins on DNA. *Rep. Prog. Phys.* **2012**, *75*, 026601.
- [25] Holcman, D.; Schuss, Z. Control of flux by narrow passages and hidden targets in cellular biology. *Phys. Progr. Rep.* **2013**, *76*, 074601.
- [26] Bressloff, P. C.; Newby, J. M. Stochastic models of intracellular transport. *Rev. Mod. Phys.* **2013**, *85*, 135–196.
- [27] Golestanian, R. Anomalous Diffusion of Symmetric and Asymmetric Active Colloids. *Phys. Rev. Lett.* **2009**, *102*, 188305.
- [28] Oshanin, G.; Popescu, M. N.; Dietrich, S. Active colloids in the context of chemical kinetics. *J. Phys. A: Math. Theor.* **2017**, *50*, 134001.
- [29] Weibel, E. R. *The Pathway for oxygen. Structure and function in the mammalian respiratory system*; Harvard University Press: Cambridge, 1984.
- [30] Sapoval, B.; Filoche, M.; Weibel, E. Smaller is better - but not too small: A physical scale for the design of the mammalian pulmonary acinus. *Proc. Nat. Acad. Sci. USA* **2002**, *99*, 10411–10416.

- [31] Grebenkov, D. S.; Filoche, M.; Sapoval, B.; Felici, M. Diffusion-reaction in Branched Structures: Theory and Application to the Lung Acinus. *Phys. Rev. Lett.* **2005**, *94*, 050602.
- [32] Bénichou, O.; Chevalier, C.; Klafter, J.; Meyer, B.; Voituriez, R. Geometry-controlled kinetics. *Nat. Chem.* **2010**, *2*, 472–477.
- [33] Bénichou, O.; Voituriez, R. From first-passage times of random walks in confinement to geometry-controlled kinetics. *Phys. Rep.* **2014**, *539*, 225–284.
- [34] Grebenkov, D. S. Imperfect Diffusion-Controlled Reactions. in *Chemical Kinetics: Beyond the Textbook*; Lindenberg, K.; Metzler, R.; Oshanin, G., Eds.; World Scientific: New Jersey, 2019, pp. 191–219.
- [35] ben-Avraham, D.; Havlin, S. *Diffusion and Reactions in Fractals and Disordered Systems*; Cambridge University Press: Cambridge, UK, 2010.
- [36] Blender, R.; Dieterich, W.; Kirshhoff, T.; Sapoval, B. Impedance of Fractal Interfaces. *J. Phys. A: Math. Gen.* **1990**, *23*, 1225–1232.
- [37] Coppens, M.-O. The effect of fractal surface roughness on diffusion and reaction in porous catalysts: from fundamentals to practical applications. *Cat. Today* **1999**, *53*, 225–243.
- [38] Filoche, M.; Sapoval, B. Transfer Across Random versus Deterministic Fractal Interfaces. *Phys. Rev. Lett.* **2000**, *84*, 5776–5779.
- [39] Andrade, J. S. Jr.; Araujo, S. D.; Filoche, M.; Sapoval, B. Screening Effects in Flow through Rough Channels. *Phys. Rev. Lett.* **2007**, *98*, 194101.
- [40] Serov, A. S.; Salafia, C.; Grebenkov, D. S.; Filoche, M. The Role of Morphology in Mathematical Models of Placental Gas Exchange. *J. Appl. Physiol.* **2016**, *120*, 17–28.
- [41] Galanti, M.; Fanelli, D.; Traytak, S. D.; Piazza, F. Theory of diffusion-influenced reactions in complex geometries. *Phys. Chem. Chem. Phys.* **2016**, *18*, 15950–15954.
- [42] Grebenkov, D. S. Diffusion toward non-overlapping partially reactive spherical traps: fresh insights onto classic problems. *J. Chem. Phys.* **2020**, *152*, 244108.
- [43] Nguyen, B.-T.; Grebenkov, D. S. A Spectral Approach to Survival Probability in Porous Media. *J. Stat. Phys.* **2010**, *141*, 532–554.
- [44] Collins, F. C.; Kimball, G. E. Diffusion-controlled reaction rates. *J. Coll. Sci.* **1949**, *4*, 425–437.
- [45] Piazza, F. The physics of boundary conditions in reaction-diffusion problems. *J. Chem. Phys.* **2022**, *157*, 234110.
- [46] Weiss, G. H. Overview of theoretical models for reaction rates. *J. Stat. Phys.* **1986**, *42*, 3–36.
- [47] Hänggi, P.; Talkner, P.; Borkovec, M. Reaction-rate theory: fifty years after Kramers. *Rev. Mod. Phys.* **1990**, *62*, 251–341.
- [48] Grebenkov, D. S.; Filoche, M.; Sapoval, B. Spectral Properties of the Brownian Self-Transport Operator. *Eur. Phys. J. B*, **2003**, *36*, 221–231.
- [49] Bressloff, P. C. Stochastic switching in biology: from genotype to phenotype. *J. Phys. A.: Math. Theor.* **2017**, *50*, 133001.
- [50] Cortés, J.; Le, D. T.; Iehl, R.; Siméon, T. Simulating ligand-induced conformational changes in proteins using a mechanical disassembly method. *Phys. Chem. Chem. Phys.* **2010**, *12*, 8268–8276.
- [51] Lüking, M.; Elf, J.; Levy, Y. Conformational Change of Transcription Factors from Search to Specific Binding: A lac Repressor Case Study. *J. Phys. Chem. B* **2022**, *126*, 9971–9984.
- [52] Galanti, M.; Fanelli, D.; Piazza, F. Conformation-controlled binding kinetics of antibodies. *Scient. Rep.* **(2016)**, 18976.
- [53] Reva, M.; DiGregorio, D. A.; Grebenkov, D. S. A first-passage approach to diffusion-influenced reversible binding: insights into nanoscale signaling at the presynapse. *Sci. Rep.* **2021**, *11*, 5377.
- [54] Bénichou, O.; Moreau, M.; Oshanin, G. Kinetics of stochastically gated diffusion-limited reactions and geometry of random walk trajectories. *Phys. Rev. E* **2000**, *61*, 3388–3406.
- [55] Reingruber, J.; Holcman, D. Gated Narrow Escape Time for Molecular Signaling. *Phys. Rev. Lett.* **2009**, *103*, 148102.
- [56] Lawley, S. D.; Keener, J. P. A new derivation of Robin boundary conditions through homogenization of a stochastically switching boundary. *SIAM J. Appl. Dyn. Syst.* **2015**, *14*, 1845–1867.
- [57] Zhou, H.-X.; Zwanzig, R. A rate process with an entropy barrier. *J. Chem. Phys.* **1991**, *94*, 6147–6152.
- [58] Reguera, D.; Schmid, G. Burada, P. S.; Rubí, J.-M.; Reimann, P.; Hänggi, P. Entropic Transport: Kinetics, Scaling, and Control Mechanisms. *Phys. Rev. Lett.* **2006**, *96*, 130603.
- [59] Chapman, S. J.; Erban, R.; Isaacson, S. Reactive boundary conditions as limits of interaction potentials for Brownian and Langevin dynamics. *SIAM J. Appl. Math.* **2016**, *76*, 368–390.
- [60] Berg, H. C.; Purcell, E. M. Physics of chemoreception. *Biophys. J.* **1977**, *20*, 193–219.
- [61] Berezhkovskii, A. M.; Makhnovskii, Y. A.; Monine, M. I.; Zitserman, V. Y.; Shvartsman, S. Y. Boundary homogenization for trapping by patchy surfaces. *J. Chem. Phys.* **2004**, *121*, 11390–11394.
- [62] Berezhkovskii, A. M.; Monine, M. I.; Muratov, C. B.; Shvartsman, S. Y. Homogenization of boundary conditions for surfaces with regular arrays of traps. *J. Chem. Phys.* **2006**, *124*, 036103.
- [63] Muratov, C. B.; Shvartsman, S. Y. Boundary homogenization for periodic arrays of absorbers. *Multiscale Model. Simul.* **2008**, *7*, 44–61.
- [64] Bernoff, A.; Lindsay, A.; Schmidt, D. Boundary homogenization and capture time distributions of semipermeable membranes with periodic patterns of reactive sites. *Multiscale Model. Simul.* **2018**, *16*, 1411–1447.
- [65] Punia, B.; Chaudhury, S.; Kolomeisky, A. B. Understanding the Reaction Dynamics on Heterogeneous Catalysts Using a Simple Stochastic Approach. *J. Phys. Chem. Lett.* **2021**, *12*, 11802–11810.
- [66] Grebenkov, D. S. Residence times and other functionals of reflected Brownian motion. *Phys. Rev. E* **2007**, *76*, 041139.
- [67] Erban, R.; Chapman, S. J. Reactive boundary conditions for stochastic simulations of reaction-diffusion processes. *Phys. Biol.* **2007**, *4*, 16–28.

- [68] Singer, A.; Schuss, Z.; Osipov, A.; Holcman, D. Partially Reflected Diffusion. *SIAM J. Appl. Math.* **2008**, *68*, 844–868.
- [69] Grebenkov, D. S. Surface Hopping Propagator: An Alternative Approach to Diffusion-Influenced Reactions. *Phys. Rev. E* **2020**, *102*, 032125.
- [70] Sapoval, B. General Formulation of Laplacian Transfer Across Irregular Surfaces. *Phys. Rev. Lett.* **1994**, *73*, 3314–3316.
- [71] Sapoval, B. Transport Across Irregular Interfaces: Fractal Electrodes, Membranes and Catalysts, in *Fractals and Disordered Systems*, Bunde, A.; Havlin, S., Eds.; Springer-Verlag: Berlin, 1996, p. 233–261.
- [72] Grebenkov, D. S.; Filoche, M.; Sapoval, B. Mathematical Basis for a General Theory of Laplacian Transport towards Irregular Interfaces. *Phys. Rev. E* **2006**, *73*, 021103.
- [73] Powles, J. G.; Mallett, M. J. D.; Rickayzen, G.; Evans, W. A. B. Exact analytic solutions for diffusion impeded by an infinite array of partially permeable barriers. *Proc. R. Soc. London A* **1992**, *436*, 391–403.
- [74] Bressloff, P. C.; Earnshaw, B. A.; Ward, M. J. Diffusion of protein receptors on a cylindrical dendritic membrane with partially absorbing traps. *SIAM J. Appl. Math.* **2008**, *68*, 1223–1246.
- [75] Grebenkov, D. S.; Oshanin, G. Diffusive escape through a narrow opening: new insights into a classic problem. *Phys. Chem. Chem. Phys.* **2017**, *19*, 2723–2739.
- [76] Guérin, T.; Dolgushev, M.; Bénichou, O.; Voituriez, R. Universal kinetics of imperfect reactions in confinement. *Commun. Chem.* **2021**, *4*, 157.
- [77] Gardiner, C. W. *Handbook of stochastic methods for physics, chemistry and the natural sciences*; Springer: Berlin, Germany, 1985.
- [78] Risken, H. *The Fokker-Planck equation: methods of solution and applications*, 3rd Ed.; Springer: Berlin, Germany, 1996.
- [79] Van Kampen, N. G. *Stochastic Processes in Physics and Chemistry*; Elsevier: Amsterdam, the Netherlands, 1992.
- [80] Schuss, Z. *Brownian Dynamics at Boundaries and Interfaces in Physics, Chemistry and Biology*; Springer: New York, USA, 2013.
- [81] Metzler, R.; Klafter, J. The random walk’s guide to anomalous diffusion: a fractional dynamics approach. *Phys. Rep.* **2000**, *339*, 1–77.
- [82] Metzler, R.; Klafter, J. The restaurant at the end of the random walk: recent developments in the description of anomalous transport by fractional dynamics. *J. Phys. A: Math. Gen.* **2004**, *37*, R161–R208.
- [83] Sokolov, I. M. Models of anomalous diffusion in crowded environments. *Soft Matter* **2012**, *8*, 9043–9052.
- [84] Krapf, D.; Metzler, R. Strange interfacial molecular dynamics. *Phys. Today* **2019**, *72*, 48–54.
- [85] Chubynsky, M. V.; Slater, G. W. Diffusing Diffusivity: A Model for Anomalous, yet Brownian, Diffusion. *Phys. Rev. Lett.* **2014**, *113*, 098302.
- [86] Chechkin, A. V.; Seno, F.; Metzler, R.; Sokolov, I.M. Brownian yet Non-Gaussian Diffusion: From Superstatistics to Subordination of Diffusing Diffusivities. *Phys. Rev. X* **2017**, *7*, 021002.
- [87] Lanoiselée, Y.; Moutal, N.; Grebenkov, D. S. Diffusion-limited reactions in dynamic heterogeneous media. *Nature Commun.* **2018**, *9*, 4398.
- [88] Grebenkov, D. S.; A unifying approach to first-passage time distributions in diffusing diffusivity and switching diffusion models. *J. Phys. A: Math. Theor.* **2019**, *52*, 174001.
- [89] Yuste, S. B.; Abad, E.; Lindenberg, K. Exploration and Trapping of Mortal Random Walkers. *Phys. Rev. Lett.* **2013**, *110*, 220603.
- [90] Meerson, B.; Redner, S. Mortality, Redundancy, and Diversity in Stochastic Search. *Phys. Rev. Lett.* **2015**, *114*, 198101.
- [91] Grebenkov, D. S.; Rupprecht, J.-F. The escape problem for mortal walkers. *J. Chem. Phys.* **2017**, *146*, 084106.
- [92] Turing, A. The Chemical Basis of Morphogenesis. *Phil. Trans. R. Soc. Lond B* **1952**, *237*, 37–72.
- [93] Milo, R.; Rhillips, R. *Cell Biology by the Numbers*; Garland Science: New York, USA, 2015.
- [94] Redner, S. *A Guide to First Passage Processes*; Cambridge University Press: Cambridge, UK, 2001.
- [95] Metzler, R.; Oshanin, G.; Redner, S. (Eds), *First-Passage Phenomena and Their Applications*; World Scientific: Singapore, 2014.
- [96] Masoliver, J. *Random Processes: First-passage and Escape*; World Scientific: Singapore, 2018.
- [97] Yu, J.; Xiao, J.; Ren, X.; Lao, K.; Xie, X. S. Probing Gene Expression in Live Cells, One Protein Molecule at a Time. *Science* **2006**, *311*, 1600–1603.
- [98] Raj, A.; van Oudenaarden, A. Nature, Nurture, or Chance: Stochastic Gene Expression and Its Consequences. *Cell* **2008**, *135*, 216–226.
- [99] Xie, X. S.; Choi, P. J.; Li, G.-W.; Lee, N. K.; Lia, G. Single-Molecule Approach to Molecular Biology in Living Bacterial Cells. *Annu. Rev. Biophys.* **2008**, *37*, 417–444.
- [100] Li, G.-W.; Xie, X. S. Central dogma at the single-molecule level in living cells. *Nature* **2011**, *475*, 308–315.
- [101] Kastantin, M.; Walder, R.; Schwartz, D. K. Identifying Mechanisms of Interfacial Dynamics Using Single-Molecule Tracking. *Langmuir* **2012**, *28*, 12443–12456.
- [102] Wang, D.; Wu, H.; Schwartz, D. K. Three-Dimensional Tracking of Interfacial Hopping Diffusion. *Phys. Rev. Lett.* **2017**, *119*, 268001.
- [103] Norregaard, K.; Metzler, R.; Ritter, C. M.; Berg-Sørensen, K.; Oddershede, L. B. Manipulation and Motion of Organelles and Single Molecules in Living Cells. *Chem. Rev.* **2017**, *117*, 4342–4374.
- [104] Sungkaworn, T.; Jobin, M.-L.; Burnecki, K.; Weron, A.; Lohse, M.-J.; Calebiro, D. Single-molecule imaging reveals receptor-G protein interactions at cell surface hot spots. *Nature* **2017**, *550*, 543–547.
- [105] Grebenkov, D. S.; Metzler, R.; Oshanin, G. Strong defocusing of molecular reaction times results from an interplay of geometry and reaction control. *Commun. Chem.* **2018**, *1*, 96.

- [106] Grebenkov, D. S.; Metzler, R.; Oshanin, G. Towards a full quantitative description of single-molecule reaction kinetics in biological cells. *Phys. Chem. Chem. Phys.* **2018**, *20*, 16393–16401.
- [107] Elf, J.; Barkefors, I. Single-molecule kinetics in living cells. *Ann. Rev. Biochem.* **2019**, *88*, 635–659.
- [108] Grebenkov, D. S. Spectral theory of imperfect diffusion-controlled reactions on heterogeneous catalytic surfaces. *J. Chem. Phys.* **2019**, *151*, 104108.
- [109] F. C. Goodrich, F. C. Random walk with semi-adsorbing barrier. *J. Chem. Phys.* **1954**, *22*, 588–594.
- [110] Mysels, K. J. Diffusion-controlled adsorption kinetics. General solution and some applications. *J. Phys. Chem.* **1982**, *86*, 4648–4651.
- [111] Agmon, N. Diffusion with back reaction. *J. Chem. Phys.* **1984**, *81*, 2811–2817.
- [112] Agmon, N.; Weiss, G. H. Theory of non-Markovian reversible dissociation reactions. *J. Chem. Phys.* **1989**, *91*, 6937–6942.
- [113] Agmon, N.; Szabo, A. Theory of reversible diffusion-influenced reactions. *J. Chem. Phys.* **1990**, *92*, 5270–5284.
- [114] Kim, H.; Shin, K. J. Exact solution of the reversible diffusion-influenced reaction for an isolated pair in three dimensions. *Phys. Rev. Lett.* **1999**, *82*, 1578–1581.
- [115] Prüstel, T.; Tachiya, M. Reversible diffusion-influenced reactions of an isolated pair on some two dimensional surfaces. *J. Chem. Phys.* **2013**, *139*, 194103.
- [116] Scher, Y.; Lauber Bonomo, O.; Pal, A.; Reuveni, S. Microscopic theory of adsorption kinetics. *J. Chem. Phys.* **2023**, *158*, 094107.
- [117] Grebenkov, D. S. Diffusion-controlled reactions with non-Markovian binding/unbinding kinetics. *J. Chem. Phys.* **2023**, *158*, 214111.
- [118] Chechkin, A. V.; Zaid, I. M.; Lomholt, M.; Sokolov, I. M.; Metzler, R. Bulk-mediated surface diffusion along a cylinder: Propagators and crossovers. *Phys. Rev. E* **2009**, *79*, 040105(R).
- [119] Bénichou, O.; Grebenkov, D. S.; Levitz, P. E.; Loverdo, C.; Voituriez, R. Optimal Reaction Time for Surface-Mediated Diffusion. *Phys. Rev. Lett.* **2010**, *105*, 150606.
- [120] Rojo, F.; Budde, C. E. Enhanced diffusion through surface excursion: A master-equation approach to the narrow-escape-time problem. *Phys. Rev. E* **2011**, *84*, 021117.
- [121] Chechkin, A. V.; Zaid, I. M.; Lomholt, M. A.; Sokolov, I. M.; Metzler, R. Effective surface motion on a reactive cylinder of particles that perform intermittent bulk diffusion. *J. Chem. Phys.* **2011**, *134*, 204116.
- [122] Chechkin, A. V.; Zaid, I. M.; Lomholt, M.; Sokolov, I. M.; Metzler, R. Bulk-mediated diffusion on a planar surface: Full solution. *Phys. Rev. E* **2012**, *86*, 041101.
- [123] Berezhkovskii, A. M.; Dagdug, L.; Bezrukov, S. M. A new approach to the problem of bulk-mediated surface diffusion. *J. Chem. Phys.* **2015**, *143*, 084103.
- [124] Berezhkovskii, A. M.; Dagdug, L.; Bezrukov, S. M. Bulk-mediated surface transport in the presence of bias. *J. Chem. Phys.* **2017**, *147*, 014103.
- [125] Bénichou, O.; Loverdo, C.; Moreau, M.; Voituriez, R. Intermittent search strategies. *Rev. Mod. Phys.* **2011**, *83*, 81–129.
- [126] Filoche, M.; Sapoval, B.; Andrade J. S. Jr, Deactivation Dynamics of Rough Catalytic Surfaces. *AIChE* **2005**, *51*, 998–1008.
- [127] Filoche, M.; Grebenkov, D. S.; Andrade A. S. Jr.; Sapoval, B. Passivation of irregular surfaces accessed by diffusion. *Proc. Nat. Acad. Sci. USA* **2008**, *105*, 7636–7640.
- [128] Grebenkov, D. S. Paradigm Shift in Diffusion-Mediated Surface Phenomena. *Phys. Rev. Lett.* **2020**, *125*, 078102.
- [129] Grebenkov, D. S. Probability distribution of the boundary local time of reflected Brownian motion in Euclidean domains. *Phys. Rev. E* **2019**, *100*, 062110.
- [130] Bressloff, P. C. Narrow capture problem: An encounter-based approach to partially reactive targets. *Phys. Rev. E* **2022**, *105*, 034141.
- [131] Grebenkov, D. S., Statistics of diffusive encounters with a small target: Three complementary approaches. *J. Stat. Mech.* **2022**, 083205.
- [132] Levitin, M.; Mangoubi, D.; Polterovich, I. *Topics in Spectral Geometry* (Preliminary version, May 29, 2023; <https://www.michaellevitin.net/Book/TSG230529.pdf>)
- [133] Grebenkov, D. S. An encounter-based approach for restricted diffusion with a gradient drift. *J. Phys. A: Math. Theor.* **2022**, *55*, 045203.
- [134] Evans, M. R.; Majumdar, S. N. Diffusion with Stochastic Resetting. *Phys. Rev. Lett.* **2011**, *106*, 160601.
- [135] Evans, M. R.; Majumdar, S. N.; Schehr, G. Stochastic resetting and applications. *J. Phys. A: Math. Theor.* **2020**, *53*, 193001.
- [136] Bressloff, P. C. Diffusion-mediated surface reactions and stochastic resetting. *J. Phys. A: Math. Theor.* **2022**, *55*, 275002.
- [137] Benkhadaï, Z.; Grebenkov, D. S. Encounter-based approach to diffusion with resetting. *Phys. Rev. E* **2022**, *106*, 044121.
- [138] Grebenkov, D. S. Depletion of Resources by a Population of Diffusing Species. *Phys. Rev. E* **2022**, *105*, 054402.
- [139] Grebenkov, D. S. Encounter-based approach to the escape problem. *Phys. Rev. E* **2023**, *107*, 044105.
- [140] Bressloff, P. C. A probabilistic model of diffusion through a semipermeable barrier. *Proc. Roy. Soc. A* **2022**, *478*, 20220615.
- [141] Bressloff, P. C. Renewal equation for single-particle diffusion through a semipermeable interface. *Phys. Rev. E.* **2023**, *107*, 014110.
- [142] Bressloff, P. C. Renewal equations for single-particle diffusion in multilayered media. *SIAM J. Appl. Math.* **2023**, *83*, 1518–1545.