

# The $R$ -Matrix in 3d Topological BF Theory

Nanna Havn Aamand

*University of Copenhagen, Department of Mathematical Sciences,  
2100 Copenhagen, Denmark*

## Abstract

In this paper I study Wilson line operators in a certain type of “split” Chern-Simons theory for a Lie algebra  $\mathfrak{g} = \mathfrak{a} \oplus \mathfrak{a}^*$  on a manifold with boundaries. The resulting gauge theory is a 3d topological BF theory equivalent to a topologically twisted 3d  $\mathcal{N} = 4$  theory. I show that this theory realises solutions to the quantum Yang-Baxter equation all orders in perturbation theory as the expectation value of crossing Wilson lines.

# Contents

<b>1</b>	<b>Introduction</b>	<b>3</b>
<b>2</b>	<b>The Quantum Yang-Baxter Equation</b>	<b>4</b>
<b>3</b>	<b>Split Chern-Simons Theory with Boundaries</b>	<b>5</b>
3.1	The basic setup . . . . .	5
3.2	The propagator . . . . .	6
3.3	Wilson lines . . . . .	7
3.4	The $R$ -matrix from crossing Wilson lines . . . . .	8
<b>4</b>	<b>Chern-Simons Perturbation Theory</b>	<b>9</b>
4.1	Feynman graphs . . . . .	9
4.2	The configuration space of vertices . . . . .	10
4.3	The expectation value . . . . .	11
4.4	Admissible Feynman graphs . . . . .	13
<b>5</b>	<b>Finiteness of the Integrals</b>	<b>15</b>
5.1	Boundary strata for internal collisions . . . . .	15
5.2	Boundary strata for external collisions . . . . .	16
<b>6</b>	<b>Stokes' Theorem</b>	<b>17</b>
<b>7</b>	<b>Vanishing Theorems</b>	<b>18</b>
7.1	Vanishing theorems for internal collisions . . . . .	18
7.2	Vanishing theorems for external collisions . . . . .	20
<b>8</b>	<b>Angle Independence and Unitarity</b>	<b>25</b>
<b>9</b>	<b>Conclusion</b>	<b>27</b>

# 1 Introduction

The perturbative framework for Chern-Simons theory on a general three-manifold  $M$  was formalised by Axelrod and Singer in [4]. To account for ultraviolet singularities in Feynman integrals they used a Fulton-MacPherson like compactification of the configuration space of Feynman diagram vertices in  $M$ . The compactified space has the form of a stratified space with boundary strata defined from spherical blow-ups along the diagonals where subsets of vertices come together. This has led to a technique for recovering manifold invariants from Chern-Simons theory implemented in a series of notable works, see e.g. [3, 5, 6, 15]. In particular, Bott and Taubes [6] constructed knot invariants from Wilson loops in  $S^3$ . The essential ingredient in this work is the use of Stokes' theorem: Since propagators in the theory are closed forms, proving invariance of the expectation value of Wilson loops under continuously displacing loop strands amounts to proving a series of vanishing theorems for Feynman integrals on the boundary of the configuration space. The objective of this paper is to implement the same type of arguments for the purpose of recovering a solution to the Yang-Baxter equation (an  $R$ -matrix) from the expectation value of crossing Wilson lines at all orders in perturbation theory.

In [2] the present author carried out leading order Feynman diagram computations to realise the classical Yang-Baxter equation from Wilson lines in Chern-Simons theory for a semi-simple Lie algebra  $\mathfrak{g}$ , on a manifold with boundaries  $\mathbb{R}^2 \times [-1, 1]$ . In order to obtain Yang-Baxter solutions, one must place boundary condition on the gauge field to break the full gauge symmetry of the theory. This is achieved by extending the Lie algebra by an extra copy of the Cartan subalgebra to admit a decomposition into maximal isotropic subalgebras  $\mathfrak{g} = \mathfrak{L}_- \oplus \mathfrak{L}_+$ , restricting the gauge field to  $\mathfrak{L}_-$  (resp.  $\mathfrak{L}_+$ ) on the upper (resp. lower) boundary. This work was inspired by a construction of Costello, Witten and Yamazaki [10], [11] in a 4-dimensional analogue of Chern-Simons theory. In this framework, the Yang-Baxter equation states the equivalence between the diagrams on the left- and right-hand side of figure 1, where the lines represent Wilson lines extending to infinity along  $\mathbb{R}^2$  and supported at different points in  $[-1, 1]$ . The corresponding expectation value is an element in  $\mathcal{U}(\mathfrak{g})^{\otimes 3}[[\hbar]]$ .




Figure 1: The Yang-Baxter equation for crossing Wilson lines.

Directly implementing vanishing arguments similar to those of Bott and Taubes to the above theory appears too ambitious as the vanishing theorems rely on a full rotational symmetry of the propagator which in this case is broken by the boundary conditions. However, things become easier if we instead consider a Lie algebra  $\mathfrak{g} = \mathfrak{a} \oplus \mathfrak{a}^*$  with relations  $[a, b^*] = [a, b]^*$  and  $[a^*, b^*] = 0$  for  $a, b \in \mathfrak{a}$ . Chern-Simons theory for this Lie algebra is equivalent to a  $B$ -twisted 3d  $\mathcal{N} = 4$  theory; see e.g. [9, 13, 14]. For this theory Feynman diagrams become particularly simple. In fact, the gauge field decomposes into two parts  $\mathbf{A} \in \Omega^1(M) \otimes \mathfrak{a}$  and  $\mathbf{B} \in \Omega^1(M) \otimes \mathfrak{a}^*$ , and the only type of interaction vertices permitted by the theory has one incoming  $\mathbf{B}$ -field and two outgoing  $\mathbf{A}$ -fields. It turns out that this accounts for the problematic boundary faces and we can therefore prove the following theorem:

**Theorem 1.** Let  $\langle L_t \rangle$  be the expectation value of the product of Wilson lines in figure 1, where the parameter  $t$  corresponds to moving the middle line continuously to the right. In the theory described above it holds that  $\langle L_1 \rangle - \langle L_0 \rangle = 0$ .

This entails proving a series of vanishing theorems in line with those of Bott and Taubes. The perturbative formalism for this “split” Chern-Simons theory on a manifold with boundaries was first studied in work of Cattaneo et al. [7, 8], from where the term originates.

## 2 The Quantum Yang-Baxter Equation

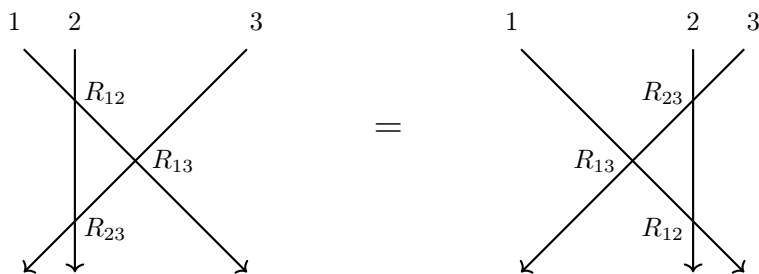
We begin by briefly recalling some basic notions relating to the quantum Yang-Baxter equation. Let  $\mathfrak{g}$  be a Lie algebra that can be quantized via the Drinfel’d double construction and let  $\mathcal{U}_\hbar(\mathfrak{g})$  be the corresponding quantized universal enveloping algebra of  $\mathfrak{g}$ . For each  $i, j \in \{1, 2, 3\}$  with  $i \neq j$  define  $\rho_{ij} : \mathcal{U}_\hbar(\mathfrak{g})^{\otimes 2} \rightarrow \mathcal{U}_\hbar(\mathfrak{g})^{\otimes 3}$  by

$$\rho_{12}(a \otimes b) = a \otimes b \otimes 1, \quad \rho_{13}(a \otimes b) = a \otimes 1 \otimes b, \quad \rho_{23}(a \otimes b) = 1 \otimes a \otimes b$$

Given an element  $R_\hbar \in \mathcal{U}_\hbar(\mathfrak{g}) \otimes \mathcal{U}_\hbar(\mathfrak{g})$ , write  $R_{ij} = \rho_{ij}(R_\hbar)$ . We say that  $R_\hbar$  is a quantum  $R$ -matrix if it is invertible and it satisfies the following relation known as the Yang-Baxter equation:

$$R_{23}R_{13}R_{12} = R_{12}R_{13}R_{23}, \tag{2.1}$$

This equation is commonly represented graphically by the diagram shown below.



To interpret this diagram, we imagine that each line carries a vector space  $V_i$ ,  $i \in \{1, 2, 3\}$  corresponding to some representation of  $\mathfrak{g}$ . At the crossing between line  $i$  and line  $j$  the incoming vector spaces are transformed by the element  $R_{ij} \in \text{End}(V_i \otimes V_j)$  acting in the given representation. Reading the figure from up to down in the direction of the arrow reproduces the Yang-Baxter equation. The existence of an  $R$ -matrix gives a braiding structure on  $\mathcal{U}_\hbar(\mathfrak{g})$ , and hence in particular it allows for the construction of invariants of knots and braids.

### 3 Split Chern-Simons Theory with Boundaries

#### 3.1 The basic setup

Let  $\mathfrak{g}$  be a Lie algebra with a non-degenerate invariant pairing  $\text{Tr} : \mathfrak{g} \otimes \mathfrak{g} \rightarrow \mathbb{R}$  and assume that  $\mathfrak{g}$  admits a decomposition  $\mathfrak{g} = \mathfrak{a} \oplus \mathfrak{a}^*$  where  $\mathfrak{a}^*$  is dual to  $\mathfrak{a}$  with respect  $\text{Tr}$ . Moreover, let  $\mathcal{B}(\mathfrak{a}) = \{\xi^a\}_{a=1, \dots, \dim \mathfrak{a}}$  be a basis for  $\mathfrak{a}$  and  $\mathcal{B}(\mathfrak{a}^*) = \{\zeta_a\}_{a=1, \dots, \dim \mathfrak{a}}$  be the dual basis for  $\mathfrak{a}^*$ . The gauge theory that we study in this paper is Chern-Simons for the Lie algebra  $\mathfrak{g}$  described above, with relations

$$[\xi_a, \xi_b] = f^c{}_{ab} \xi_c, \quad [\zeta^a, \zeta^b] = f^a{}_{bc} \zeta^c, \quad [\zeta^a, \xi^b] = 0, \quad (3.1)$$

where  $f^c{}_{ab}$  are the structure constants of  $\mathfrak{a}$ . Notice that, with this definition,  $\mathfrak{a}$  and  $\mathfrak{a}^*$  are maximal isotropic subalgebras of  $\mathfrak{g}$  and hence the triple  $(\mathfrak{g}, \mathfrak{a}, \mathfrak{a}^*)$  is a Manin triple. This is, in essence, what allows us to derive quantum groups structured in the theory. The above gauge theory is defined by the Chern-Simons action:

$$S_{\text{CS}}(\mathbf{C}) = \frac{1}{2\pi} \int_M \text{Tr}(\mathbf{C} \wedge d\mathbf{C}) + \frac{1}{3} \text{Tr}([\mathbf{C}, \mathbf{C}] \wedge \mathbf{C}), \quad (3.2)$$

where the gauge field  $\mathbf{C}$  is a one-form on a manifold  $M$  taking values in  $\mathfrak{g}$ , i.e.  $\mathbf{C} \in \Omega^1(M) \otimes \mathfrak{g}$ . We will decompose  $\mathbf{C}$  into a part  $\mathbf{A}$  taking value in  $\mathfrak{a}$  and a part  $\mathbf{B}$  taking value in  $\mathfrak{a}^*$ . That is, we write

$$\mathbf{C} = \mathbf{A} + \mathbf{B},$$

where  $\mathbf{A} \in \Omega^1(M) \otimes \mathfrak{a}$  and  $\mathbf{B} \in \Omega^1(M) \otimes \mathfrak{a}^*$ . Observe that, when inserting this into the Chern-Simons action, the terms containing only  $\mathbf{A}$ 's or  $\mathbf{B}$ 's vanish since the subalgebras  $\mathfrak{a}$  and  $\mathfrak{a}^*$  are isotropic. Similarly the term  $\text{Tr}([\mathbf{A}, \mathbf{B}], \mathbf{B})$  vanish by the relations in equation (3.1). Thus the resulting action takes the form:

$$S_{\text{CS}}(\mathbf{A} + \mathbf{B}) = \frac{1}{2\pi} \int_M \text{Tr}(\mathbf{A} \wedge d\mathbf{B} + \mathbf{B} \wedge d\mathbf{A}) + \frac{1}{3} \text{Tr}([\mathbf{A}, \mathbf{A}] \wedge \mathbf{B}), \quad (3.3)$$

which we identify with the action of a 3d topological BF theory. The first term in the above action is a kinetic term and represents the free propagation of a gauge field between states  $\mathbf{A}$  and  $\mathbf{B}$ . We use a convention where the corresponding propagator is represented by an oriented edge going from  $\mathbf{A}$  to  $\mathbf{B}$ . The form of the cubic interaction term then implies that the only allowed interaction

vertices in the theory are the of the form shown in figure 2, with one incoming **B**-edge and two outgoing **A**-edges. We will say more on this in section 4.4.

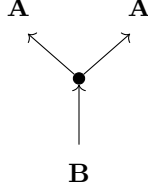


Figure 2: Interaction vertices in the relevant split Chern-Simons theory

In what follows we take  $M$  to be a manifold with boundaries,  $M = \mathbb{R}^2 \times I$ , where  $I = [-1, 1]$ . In this setting, when varying the action with respect to the gauge field, i.e.  $\mathbf{A} \rightarrow \mathbf{A} + d\chi_{\mathbf{A}}$  and  $\mathbf{B} \rightarrow \mathbf{B} + d\chi_{\mathbf{B}}$ , we pick up a boundary term:

$$\delta S_{\text{CS}} = \dots + \frac{1}{2\pi} \int_{\mathbb{R}^2 \times \{-1, 1\}} \text{Tr}(d\chi_{\mathbf{A}} \wedge d\mathbf{B} + d\chi_{\mathbf{B}} \wedge d\mathbf{A}).$$

Therefore, in order to have a consistent theory in the presence of boundaries, we must impose boundary conditions on the gauge field such that this term vanishes (see e.g. [10]). We accommodate for this by requiring that  $\mathbf{A} = 0$  on the upper boundary  $\mathbb{R}^2 \times \{1\}$  and  $\mathbf{B} = 0$  on the lower boundary  $\mathbb{R}^2 \times \{-1\}$ .

### 3.2 The propagator

As explained above the gauge field can propagate between states  $\mathbf{A}^a(x)$  and  $\mathbf{B}_b(y)$  for some  $x, y \in M$  and  $a, b \in \{1, \dots, \dim \mathfrak{a}\}$ . The corresponding probability distribution is a two form  $P^a_b(x, y)$  known as the propagator. It satisfies the following defining relations:

$$P^a_b(x, y) = -P_b^a(y, x) \tag{3.4}$$

$$dP^a_b(x, y) = \delta^a_b \delta^{(3)}(x, y). \tag{3.5}$$

where  $d$  is the differential operator and  $\delta^{(3)}(x, y)$  is the Dirac delta function. Furthermore, the boundary conditions on the gauge field translate to the following constraint on the propagator:

$$P^a_b(x, y) = 0 \text{ when } x \in \mathbb{R}^2 \times \{1\} \text{ or } y \in \mathbb{R}^2 \times \{-1\}. \tag{3.6}$$

Let  $\phi : (\mathbb{R}^3 \times \mathbb{R}^3) \setminus \Delta \rightarrow S^2$  be the map

$$\phi(x, y) = \frac{y - x}{|y - x|}.$$

and define  $\omega \in \Omega^2(S^2)$  by

$$\omega := f \text{ vol}_{S^2} \in \Omega^2(S^2),$$

where  $\text{vol}_{S^2}$  is the unit volume form on  $S^2$  given in terms of the coordinates on  $\mathbb{R}^3$  by:  $\text{vol}_{S^2} = x dy dz + y dz dx + z dx dy$  and  $f : S^2 \rightarrow \mathbb{R}$  is a smooth function supported in a small neighbourhood around  $x_{np} = (0, 0, 1)$  and normalized so that  $\omega$  integrates to one on  $S^2$ .

**Proposition 3.1.** If we define  $P \in \Omega^2(\mathbb{R}^3 \times \mathbb{R}^3 \setminus \Delta)$  by

$$P = \phi^* \omega, \tag{3.7}$$

then  $P^a_b(x, y) := P(x, y) \delta^a_b$  satisfies the constraints in equation (3.4)-(3.6).

*Proof.* Since  $\omega$  is a top-dimension form on  $S^2$  it holds that  $dP(x, y) = 0$  away from the diagonal  $x = y$ . To see that  $dP$  it is in fact the Dirac delta function we use Stokes' theorem: Fix some  $x \in \mathbb{R}^3$  and let  $B_x$  be the unit ball centered at  $x$

$$\int_{y \in B_x} dP(x, y) = \int_{y \in B} dP(0, y) = \int_{y \in S^2} P(0, y) = \int_{y \in S^2} \omega(y) = 1. \quad \square$$

### 3.3 Wilson lines

With our choice of boundary conditions the global gauge symmetry of the action is completely broken. As a consequence, the theory admits a set of gauge invariant operators known as Wilson lines (see [10] for more details). For the present purpose we will think of a Wilson line simply as a proper embedding in  $L : \mathbb{R} \hookrightarrow \mathbb{R}^2 \times I$  parallel to the boundary, along with a rule that a gauge field  $\mathbf{A}^a$  (resp.  $\mathbf{B}_a$ ) couples to  $L$  by inserting a basis element  $\xi_a$  (resp.  $\zeta^a$ ) at the corresponding point in  $L$ .

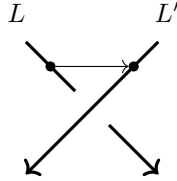


Figure 3: The projection onto  $\mathbb{R}^2$  of a pair of crossing Wilson lines.

Consider for example a pair of Wilson lines  $L$  and  $L'$  supported at different points in  $I$  and crossing in  $\mathbb{R}^2$  as shown in figure 3. The two Wilson lines interact by exchanging gauge bosons. The simplest (leading order) interaction corresponds to a single gauge boson propagating between the lines. This interaction is illustrated in figure 3, where the oriented edge represents a propagator. The corresponding amplitude is given by

$$\hbar \int_{x \in L, y \in L'} P(x, y) \delta^a_b \xi_a \otimes \zeta^b,$$

where  $\hbar$  is a small expansion parameter. At higher orders in  $\hbar$  we get interactions coming from the cubic interaction term in the Chern-Simons action in equation (3.2). Each interaction is

represented by a directed graph (Feynman diagram) with three-valent interaction vertices in the bulk and one-valent vertices along the Wilson lines. The expectation value for the interaction is an element  $\langle LL' \rangle \in \mathcal{U}(\mathfrak{g})^{\otimes 2}$  given as a perturbative expansion in  $\hbar$  in terms of the set of Feynman diagrams:

$$\langle LL' \rangle = \sum_{\Gamma} \hbar^{\text{ord}(\Gamma)} \mathcal{M}(\Gamma),$$

where  $\text{ord}(\Gamma)$  is the number of edges of  $\Gamma$  minus the number internal vertices and the weight (amplitude)  $\mathcal{M}(\Gamma)$  is determined by the Feynman rules.

*Remark 1.* On the surface it appears that the expectation value  $\langle LL' \rangle$  depends on the angle of crossing between the lines  $L$  and  $L'$ . We will argue in section 8 that  $\langle LL' \rangle$  is in fact independent of the angle. For now we take this for given and define  $\mathcal{R} \in \mathcal{U}(\mathfrak{g})^{\otimes 2}$  by

$$\mathcal{R} := \langle LL' \rangle. \tag{3.8}$$

### 3.4 The $R$ -matrix from crossing Wilson lines

The goal of the remainder of this paper is to show that the element  $\mathcal{R}$  is a quantum  $R$ -matrix, that is, it satisfies the Yang-Baxter equation (2.1). In this framework, the lines in the Yang-Baxter picture should be thought of as representing Wilson line operators supported at different points in  $I$ . With this as our motivation we define the following smooth family of proper embeddings:

**Definition 3.1.** Let  $L_t$  be a family of embeddings

$$L_t : \prod_{\alpha=1,2,3} \mathbb{R}_{\alpha} \hookrightarrow \mathbb{R}^2 \times I,$$

parametrized by  $t \in [0, 1]$ , where  $L_t|_{\mathbb{R}_{\alpha}} = L_{\alpha,t} : \mathbb{R} \hookrightarrow \mathbb{R}^2 \times I$  is given by

$$L_{1,t} : s \mapsto (-s/\sqrt{2}, s/\sqrt{2}, -1/2), \quad L_{2,t} : s \mapsto (t, s, 0), \quad L_{3,t} : s \mapsto (s/\sqrt{2}, s/\sqrt{2}, 1/2).$$

The family of embeddings defined above is illustrated in figure 4 which shows the projection onto  $\mathbb{R}^2$ . As  $t$  increases, the lines  $L_{1,t}$  and  $L_{3,t}$  are held fixed while  $L_{2,t}$  is dragged continuously over the crossing between the other two lines.




Figure 4: The embedding space  $L_t$  where  $t \in [0, 1]$ .



For each  $t \in [0, 1]$ , the corresponding expectation value is an element

$$\langle L_t \rangle := \langle L_{1,t} L_{2,t} L_{3,t} \rangle \in \mathcal{U}(\mathfrak{g})^{\otimes 3}.$$

The following section is dedicated to giving a precise definition of  $\langle L_t \rangle$ , which on the surface appears to depend on the parameter  $t \in [0, 1]$ . The main objective of this paper is to show that  $\langle L_t \rangle$  is in fact independent on  $t$ . Since the form of the propagator ensures that interactions only take place in a small neighbourhood around each crossing, this will imply the the expectation value of a pair of crossing Wilson lines is an  $R$ -matrix. A formal argument for this is given in section 4.4 below.

## 4 Chern-Simons Perturbation Theory

In this section we give a definition of the expectation value  $\langle L_t \rangle$  in the formalism of perturbation theory. As mentioned,  $\langle L_t \rangle$  is given by an expansion in  $\hbar$  in terms of a set of weighted graphs called Feynman graphs which we define in subsection 4.1 below.

### 4.1 Feynman graphs

We here define the relevant set of graphs contributing to the expectation value  $\langle L_t \rangle$ . Given  $m \in \mathbb{Z}_{\geq 0}$  and  $\underline{n} = (n_1, n_2, n_3)$  a tuple of integers  $n_\alpha \in \mathbb{Z}_{\geq 0}$ , we first fix the data corresponding to the sets of  $m$  internal (bulk) vertices and of  $n_\alpha$  external vertices on the Wilson line  $L_{\alpha,t}$ , along with a set of half-edges incident on each vertex:

Let  $n = \sum_\alpha n_\alpha$ . We define a set  $\mathcal{V}$  of vertices consisting of:

1. A set of internal vertices  $V = \{v_1, \dots, v_m\}$ .
2. An set of external vertices  $W_\alpha$  in each Wilson line  $L_{\alpha,t}$ , given by:

$$W_1 = \{w_1, \dots, w_{n_1}\}, \quad W_2 = \{w_{n_1+1}, \dots, w_{n_1+n_2}\}, \quad W_3 = \{w_{n_1+n_2+1}, \dots, w_n\}.$$

We write  $W = \bigcup_{\alpha=1}^3 W_\alpha$  and  $\underline{W} = (W_1, W_2, W_3)$ .

Moreover, we define a set  $\mathcal{H}$  of half-edges consisting of:

1. A set of half-edges  $\{h_i^1, h_i^2, h_i^3\}$  for each internal vertex  $v_i \in V$ .
2. A single half-edge  $h_j$  for each external vertex  $w_j \in W$ .

Finally, we denote by  $s : \mathcal{H} \rightarrow \mathcal{V}$  the source map  $s(h_i^k) = v_i$  and  $s(h_j) = w_j$ .

With the above data fixed, the only data needed to define a graph is an involution of the set of half-edges to form edges. In addition, we want the definition of a Feynman graph to include an orientation of the edges and a Lie algebra labeling of the half-edges. This leads to the following definition:

**Definition 4.1** (Feynman graphs). A Feynman graph  $\Gamma \in \mathcal{G}_{m,\underline{n}}$  is defined by the following data:

- (i) A free involution  $\iota : \mathcal{H} \rightarrow \mathcal{H}$  such that, if  $\iota(h_i^k) = h_j^l$  then  $i \neq j$ . A pair  $\{h, \iota(h)\}$  is called an edge and we denote the set of edges by  $E(\Gamma)$ .
- (ii) An orientation of the edges corresponding to an ordering  $(h, h')$  of each pair  $\{h, h'\} \in E(\Gamma)$ .
- (iii) An assignment  $\tau : \mathcal{H} \rightarrow \mathcal{B}(\mathfrak{a}) \cup \mathcal{B}(\mathfrak{a}^*)$  such that if  $(h, h') \in E(\Gamma)$  then  $\tau(h) \in \mathcal{B}(\mathfrak{a})$  and  $\tau(h') = \tau(h)^* \in \mathcal{B}(\mathfrak{a}^*)$ .

We write  $\mathcal{G} = \bigcup_{m,\underline{n}} \mathcal{G}_{m,\underline{n}}$  for the collection of all Feynman graphs. When writing the expectation  $\langle L_t \rangle$  we only wish to sum over isomorphism classes of Feynman graphs. Let us therefore make precise what it means for two Feynman graphs to be isomorphic.

**Definition 4.2.** Two graphs  $\Gamma, \Gamma' \in \mathcal{G}_{m,\underline{n}}$  are said to be isomorphic, and we write  $\Gamma \sim \Gamma'$ , if there are bijections

$$F_{\mathcal{V}} : \mathcal{V} \rightarrow \mathcal{V}, \quad F_{\mathcal{H}} : \mathcal{H} \rightarrow \mathcal{H}$$

such that:

- (i)  $F_{\mathcal{V}}$  acts as the identity map on the set of external vertices.
- (ii)  $(F_{\mathcal{V}}, F_{\mathcal{H}})$  is a graph isomorphism:  $F_{\mathcal{V}} \circ s = s \circ F_{\mathcal{H}}$  and  $F_{\mathcal{H}} \circ \iota = \iota' \circ F_{\mathcal{H}}$ .
- (iii)  $(F_{\mathcal{V}}, F_{\mathcal{H}})$  preserves the edge orientation: If  $(h, h') \in E(\Gamma)$  then  $(F_{\mathcal{H}}(h), F_{\mathcal{H}}(h')) \in E(\Gamma')$ .
- (iv)  $(F_{\mathcal{V}}, F_{\mathcal{H}})$  preserves the Lie algebra decoration of edges:  $\tau(h, h') = \tau'(F_{\mathcal{H}}(h), F_{\mathcal{H}}(h'))$ .

## 4.2 The configuration space of vertices

We wish to consider the space of embeddings of the vertices  $V \cup W$  of Feynman graphs into  $\mathbb{R}^2 \times I$ , such that for each  $\alpha \in \{1, 2, 3\}$  the set of external vertices  $W_\alpha$  maps to the Wilson line  $L_{\alpha,t}$ . We here give a formal definition of the space in question, following the definition given by Bott and Taubes in [6].

Let  $S$  be some ordered set. We denote by  $\text{Conf}_S(\mathbb{R}^2 \times I)$  the configuration space of  $|S|$  ordered points in  $\mathbb{R}^2 \times I$ , i.e. the space of injections  $S \hookrightarrow \mathbb{R}^2 \times I$ . Moreover, we denote by  $\text{Conf}_S(\mathbb{R})$  the space of injections  $S \hookrightarrow \mathbb{R}$  such that the points in  $S$  are placed in increasing order along  $\mathbb{R}$ . Recall definition 3.1 and observe that an embedding  $L_{t,\alpha} : \mathbb{R} \hookrightarrow \mathbb{R}^2 \times I$  induces an embedding of configuration spaces  $\text{Conf}_{W_\alpha}(\mathbb{R}) \hookrightarrow \text{Conf}_{W_\alpha}(\mathbb{R}^2 \times I)$ . Hence we have a map:

$$\mathcal{L} : \prod_{\alpha=1}^k \text{Conf}_{W_\alpha}(\mathbb{R}) \times [0, 1] \longrightarrow \text{Conf}_W(\mathbb{R}^2 \times I). \quad (4.1)$$

The relevant configuration space  $\text{Conf}_{V,\underline{W}}$  is now defined as the pullback:

$$\begin{array}{ccc} \text{Conf}_{V,\underline{W}} & \longrightarrow & \text{Conf}_{V \cup W}(\mathbb{R}^2 \times I) \\ \downarrow & & \downarrow \pi \\ \prod_{\alpha=1}^3 \text{Conf}_{W_\alpha}(\mathbb{R}) \times [0, 1] & \xrightarrow{\mathcal{L}} & \text{Conf}_W(\mathbb{R}^2 \times I) . \end{array} \quad (4.2)$$

In particular, we can describe  $\text{Conf}_{V,\underline{W}}$  as the set of points  $(t, q, p)$ , where  $t \in [0, 1]$ ,  $q \in \prod_{\alpha=1}^3 \text{Conf}_{W_\alpha}(\mathbb{R})$  and  $p \in \text{Conf}_V(\mathbb{R}^2 \times I \setminus \{\mathcal{L}(q, t)(w_i)\}_{w_i \in W})$ .

Notice that we have a projection

$$\text{Conf}_{V,\underline{W}} \rightarrow [0, 1]$$

via the map on the left-hand side of the diagram (4.2). We write  $\text{Conf}_{V,\underline{W}}^t$  for the fiber of this map over  $t \in [0, 1]$ .

### 4.3 The expectation value

We are now equipped to present the Feynman rules that determines the amplitude  $\mathcal{M}_t(\Gamma)$  associated to any  $\Gamma \in \mathcal{G}$  and  $t \in [0, 1]$ . Our first step is to define a differential form of  $\lambda(\Gamma)$  on  $\text{Conf}_{V,\underline{W}}$  as follows: For each edge  $e = (h, h') \in E(\Gamma)$ , let  $\phi_e : \text{Conf}_{V \cup W}(\mathbb{R}^2 \times I) \rightarrow S^2$  be the map

$$\phi_e(x) = \frac{x(s(h')) - x(s(h))}{|x(s(h')) - x(s(h))|},$$

where  $s : \mathcal{H} \rightarrow \mathcal{V}$  is the source map (see section 4.1). Furthermore, let  $\Phi_e : \text{Conf}_{V,\underline{W}} \rightarrow S^2$  be the pull back of  $\phi_e$  to  $\text{Conf}_{V,\underline{W}}$  along the map in the top row of diagram (4.2) and write  $P_e = \Phi_e^* \omega \in \Omega^2(\text{Conf}_{V,\underline{W}})$ . We define

$$\lambda(\Gamma) := \bigwedge_{e \in E(\Gamma)} P_e. \quad (4.3)$$

Notice that the degree of  $\lambda(\Gamma)$  is  $2|E| = 3|V| + |W|$  and hence  $\lambda(\Gamma)$  is a form of co-dimension one on  $\text{Conf}_{V,\underline{W}}$ . Moreover, we associate to  $\Gamma$  a Lie-algebra factor  $c(\Gamma) \in \mathcal{U}(\mathfrak{g})^{\otimes 3}$  as follows:

- (i) For each internal vertex  $v_i$  we multiply by a factor:

$$\begin{array}{c} \diagup \\ \bullet \\ \diagdown \\ | \\ \bullet \\ | \\ \bullet \end{array} \quad \sim \quad \langle [\tau(h_i^1), \tau(h_i^2)], \tau(h_i^3) \rangle$$

- (ii) For each Wilson line  $L_\alpha$  we get an element of  $\mathcal{U}(\mathfrak{g})$  given by:

$$\begin{array}{c} \cdots \\ | \\ \bullet \\ | \\ \bullet \\ | \\ \bullet \\ | \\ \cdots \end{array} \quad \sim \quad \cdots \tau(h_j) \tau(h_{j+1}) \tau(h_{j+2}) \cdots$$

In other words,  $c(\Gamma)$  is given by

$$c(\Gamma) = \prod_{i=1}^m \langle [\tau(h_i^1), \tau(h_i^2)], \tau(h_i^3) \rangle \prod_{j=1}^{n_1} \tau(h_j) \otimes \prod_{k=n_1+1}^{n_2} \tau(h_k) \otimes \prod_{l=n_1+n_2}^n \tau(h_l). \quad (4.4)$$

Given  $t \in [0, 1]$  and  $\Gamma \in \mathcal{G}$  we now wish to define the amplitude  $\mathcal{M}_t(\Gamma)$  as the integral of the element  $\lambda(\Gamma)c(\Gamma)$  over the configuration space of vertices  $\text{Conf}_{V, \underline{W}}^t$ . However, to properly define such an integral we must equip the configuration space with a suitable orientation form. Specifically, the orientation form in question must ensure that integrals are invariant under isomorphisms of  $\Gamma \in \mathcal{G}$ . Furthermore, the anti-symmetry relation in equation (3.4) implies that changing the orientation of an edge must reverse the sign of orientation of the configurations space.

Given a point  $(q, p) \in \text{Conf}_{V, \underline{W}}^t$  we write  $p_i = p(v_i) \in \mathbb{R}^2 \times I$  and  $q_j = q(w_j) \in \mathbb{R}$ . Then, a small neighbourhood of  $(p, q) \in \text{Conf}_{V, \underline{W}}^t$  has local coordinates  $t \in \mathbb{R}$ ,  $(p_i^1, p_i^2, p_i^3) \in \mathbb{R}^3$  for each internal vertex  $v_i \in V$  and  $q_j \in \mathbb{R}$  for each external vertex  $w_j \in W$ .

**Definition 4.3.** Let  $g : \mathcal{H} \rightarrow \mathbb{R}$  be the map  $g(h_i^k) = p_i^k$  and  $g(h_j) = q_j$ . For each  $\Gamma \in \mathcal{G}$  we define an orientation form on  $\text{Conf}_{V, \underline{W}}^t$  by

$$\text{Or}(\Gamma) = \bigwedge_{(h, h') \in E(\Gamma)} (dg(h) \wedge dg(h')).$$

In the following we use the notation  $\text{Conf}^t(\Gamma)$  to denote the configuration space  $\text{Conf}_{V, \underline{W}}^t$  equipped with the orientation form  $\text{Or}(\Gamma)$ . Similarly we denote by  $\text{Conf}(\Gamma)$  the configuration space  $\text{Conf}_{V, \underline{W}}$  equipped with the orientation form  $\text{Or}(\Gamma) \wedge dt$ . We now define

$$\mathcal{M}_t(\Gamma) = \int_{\text{Conf}^t(\Gamma)} \lambda(\Gamma) c(\Gamma). \quad (4.5)$$

**Proposition 4.1.** The Feynman amplitude  $\mathcal{M}_t(\Gamma)$  in equation (4.5) is invariant under isomorphisms of  $\Gamma$ .

*Proof.* By definition 4.2, any isomorphism of  $\Gamma$  is given by relabeling the internal vertices and permuting the set of half-edges at each internal vertex. Since the definition of  $\mathcal{M}_t(\Gamma)$  does not depend on the labeling of vertices, we consider an isomorphism that permutes the half-edges  $\{h_i^1, h_i^2, h_i^3\}$  incident to some  $v_i \in V$ . If the permutation is odd then the sign of  $\text{Or}(\Gamma)$  is reversed. On the other hand, since the structure constants are totally anti-symmetric, also  $c(\Gamma)$  reverses its sign, thus leaving the overall sign of  $\mathcal{M}_t(\Gamma)$  unchanged.  $\square$

We are now finally ready to give a precise definition of the expectation value  $\langle L_t \rangle$

**Definition 4.4.** We define

$$\langle L_t \rangle = \sum_{\Gamma \in \mathcal{G}/\sim} \hbar^{\text{ord}(\Gamma)} \mathcal{M}_t(\Gamma) \in \mathcal{U}(\mathfrak{g})^{\otimes 3}, \quad (4.6)$$

where the sum runs over isomorphism classes of Feynman graphs, and  $\text{ord}(\Gamma)$  is the number of edges minus the number of internal vertices of  $\Gamma$ .

#### 4.4 Admissible Feynman graphs

Only a limited set of Feynman graphs has a non-vanishing contribution to the sum in equation (4.6). In fact, recall that  $\mathfrak{g} = \mathfrak{a} \oplus \mathfrak{a}^*$  is defined by the following non-trivial brackets:

$$[\xi_a, \xi_b] = f^c{}_{ab} \xi_c, \quad [\zeta^a, \xi_b] = f^a{}_{cb} \zeta^c.$$

With this definition, the coefficient  $\langle [\tau(h_i^1), \tau(h_i^2)], \tau(h_i^3) \rangle$  associated to an internal vertex  $v_i$  is only non-zero when  $v_i$  has exactly one incoming and two outgoing edges, as shown in figure 5.

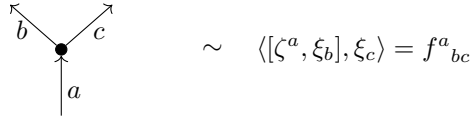


Figure 5: The only allowed internal vertex

Moreover, we get no contributions from graphs that have an oriented cycles as shown in figure 6 (a) or from graphs that have an oriented path that ends and begins on the same Wilson line as shown in figure 6 (b). This follows from the definition of the propagator  $P_e = \phi_e^* \omega$ . In fact, because  $\omega$  is only non-zero in a small neighbourhood of the north pole,  $\lambda(\Gamma)$  is only supported in a neighbourhood of  $\text{Conf}_{V, \underline{W}}$  where all edges in  $\mathbb{R}^2 \times I$  point strictly upwards along  $I$ . Hence  $\lambda(\Gamma)$  vanishes everywhere for the graphs in figure 6.

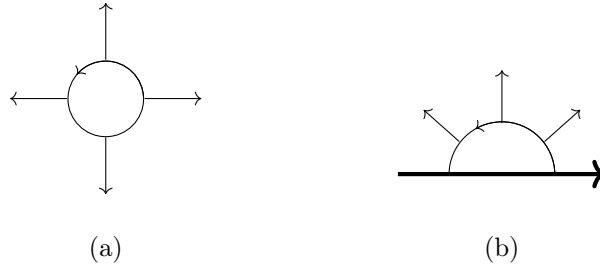


Figure 6: Non-contributing Feynman graphs

The above discussion can be summarized to give the following proposition:

**Proposition 4.2.** The only Feynman diagrams contributing to the sum in equation (4.6) are forests with edges in  $\mathbb{R}^2 \times I$  pointing strictly upwards along  $I$  and roots and leaves connected to the Wilson lines (see figure 7).

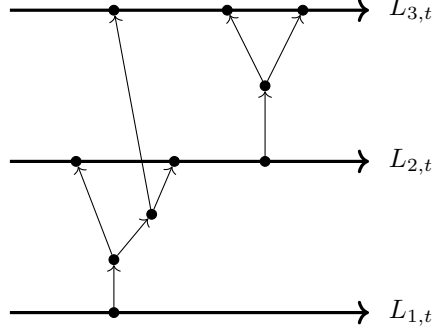


Figure 7: Example of an admissible Feynman graph

It follows from proposition 4.2 that a given *connected* Feynman graph  $\Gamma$  connects at least two Wilson lines. Again using the fact that  $\omega$  is only non-zero in a small neighbourhood of the north pole, it follows that the associated differential form  $\lambda(\Gamma)$  only has support in a small neighbourhood of  $\mathbb{R}^2$  around the crossing between the corresponding Wilson lines. Recall from remark 1 of section 3.3 that we denoted the (angle independent) expectation value of a pair of crossing Wilson lines by  $\mathcal{R} \in \mathcal{U}(\mathfrak{g})^{\otimes 2}$ . For each  $i, j \in \{1, 2, 3\}$  with  $i \neq j$  let  $\rho_{ij} : \mathcal{U}(\mathfrak{g})^{\otimes 2} \rightarrow \mathcal{U}(\mathfrak{g})^{\otimes 3}$  be the map defined in section 2, i.e.

$$\rho_{12}(a \otimes b) = a \otimes b \otimes 1, \quad \rho_{13}(a \otimes b) = a \otimes 1 \otimes b, \quad \rho_{23}(a \otimes b) = 1 \otimes a \otimes b.$$

and write  $\mathcal{R}_{ij} = \rho_{ij}(\mathcal{R}) \in \mathcal{U}(\mathfrak{g})^{\otimes 3}$ . By the above discussion we now have the following lemma:

**Lemma 4.1.**  $\langle L_0 \rangle$  and  $\langle L_1 \rangle$  takes the form

$$\langle L_0 \rangle = \mathcal{R}_{12}\mathcal{R}_{13}\mathcal{R}_{23} \quad \text{and} \quad \langle L_1 \rangle = \mathcal{R}_{23}\mathcal{R}_{13}\mathcal{R}_{12}.$$

The situation is illustrated in figure 8. The dotted circle indicates the area where the interaction matrix  $\mathcal{R}_{ij}$  acts.




Figure 8: A graphical illustration of lemma 4.1.

## 5 Finiteness of the Integrals

Because the propagator  $P_e = \phi_e^* \omega$  is only defined away from the diagonal it is not immediately clear that the Feynman integrals in equation (4.5) converges in the limit when vertices come together. In fact, the finiteness of Feynman integrals in Chern-Simons theory on a general three-manifold was proven in [4] by Axelrod and Singer, using a configuration space compactification closely related to the Fulton-MacPherson compactification [12], and in [6] this was extended by Bott and Taubes to Chern-Simons theory in the presence of Wilson lines. For the present purpose these results can be assembled to give the following theorem:

**Theorem 2.** There is a partial compactification  $\overline{\text{Conf}}_{V,W}$  of the configuration spaces  $\text{Conf}_{V,W}$  for subsets of vertices coming together, such that the compactified space is a manifold with corners and the differential forms  $\lambda(\Gamma)$  are smooth forms with compact support on  $\text{Conf}_{V,W}$ .

In this compactification boundary strata are defined using spherical blow-ups along diagonals where subsets of vertices come together. In subsections 5.1 and 5.2 below we give a full description of the corresponding boundary strata of co-dimension one, each coming from a single subset of vertices all coming together at the same speed. Denoting by  $\partial \text{Conf}_{V,W}$  the corresponding co-dimension one boundary it holds that  $\partial \text{Conf}_{V,W}$  is given by the disjoint union of the following strata:

- For each  $S \subset V$  we get boundary stratum  $\partial_S \text{Conf}_{V,W}$  corresponding to the vertices  $S$  coming together.
- For each  $\alpha \in \{1, 2, 3\}$ ,  $S \subset V$  and  $T \subset W_\alpha$  with  $T \neq \emptyset$  we get a boundary stratum  $\partial_{S,T} \text{Conf}_{V,W}$  corresponding to vertices  $S \cup T$  coming together on the line  $L_{\alpha,t}$ .

The reader is referred to [4], [16] and the appendix of [6] for details on the strata of higher co-dimension, which correspond to collapsing nested subsets of vertices.

### 5.1 Boundary strata for internal collisions

We begin by describing the boundary strata corresponding to a subset  $S \subset V$  of internal vertices coming together. Recall that given a point  $(t, q, p) \in \text{Conf}_{V,W}$  we use the notation  $p_i = p(v_i)$  and  $q_j = q(w_j)$ . Let  $i_0 := \min\{i\}_{v_i \in S}$  and write  $v_0 := v_{i_0}$  and  $p_0 := p_{i_0}$ . Furthermore, let  $d_{\min}$  be the minimal distance between  $p_0$  and a vertex in  $\{p_i\}_{v_i \in V \setminus S} \cup \{q_j\}_{w_j \in W}$ . We can define a neighbourhood  $U \subset \text{Conf}_{V,W}$  where the vertices in  $S$  are close together and far from all other vertices as follows:

$$U = \left\{ (t, q, p) \in \text{Conf}_{V,W} \mid \left( \sum_{v_i \in S} |p_0 - p_i|^2 \right)^{1/2} < \eta d_{\min} \right\},$$

where  $\eta > 0$  is small. Given any point  $(t, q, p) \in U$  we can now write

$$p_i = p_0 + r d_{\min} u_\alpha, \quad v_i \in S \setminus \{v_0\}, \quad (5.1)$$

where  $u_\alpha \in \mathbb{R}^3$  and  $r \in (0, \eta)$  are uniquely determined by the conditions:

- $\sum_i |u_i|^2 = 1$ ,
- $u_i \neq u_j$  for  $i \neq j$ .

**Definition 5.1.** Let  $G < \text{Homeo}(\mathbb{R}^3)$  to be group of scalings and translations in  $\mathbb{R}^3$ . We define

$$C_S := \text{Conf}_S(\mathbb{R}^3)/G$$

where  $G$  acts on  $\text{Conf}_S(\mathbb{R}^3)$  by translating and/or scaling all points simultaneously.

The points  $(u_i)_{i \in S \setminus \{v_0\}}$  then determines a set of coordinates on the space  $C_S$  and hence the change of coordinates in equation (5.1) determines a diffeomorphism

$$U \cong C_S \times \text{Conf}_{(V \setminus S) \cup \{v_0\}, \underline{W}} \times (0, \eta). \quad (5.2)$$

The boundary stratum corresponding to the vertices  $\{p_i\}_{i \in S}$  coming together is obtained by including the  $r = 0$  in the interval on the right-hand side of equation (5.2). Hence

$$\partial_S \text{Conf}_{V, \underline{W}} = C_S \times \text{Conf}_{(V \setminus S) \cup \{v_0\}, \underline{W}}. \quad (5.3)$$

## 5.2 Boundary strata for external collisions

We now describe the boundary strata corresponding to a subset of both internal and external vertices coming together on one of the Wilson lines. Let  $S \subset V$  and  $T \subset W_\alpha$  for some  $\alpha \in \{1, 2, 3\}$  and let  $\mathbf{e}_\alpha$  be the unit vector pointing along  $L_{\alpha, t}$  (notice that  $\mathbf{e}_\alpha$  does not depend on  $t$ ). Given a point  $(t, q, p) \in \text{Conf}_{V, \underline{W}}$  we use the following notation:

- $\langle p_i, \mathbf{e}_\alpha \rangle$  is the projection of  $p_i$  onto  $L_{\alpha, t}$ ,
- $j_0 = \min\{j\}_{w_j \in T}$  and we write  $w_0 := w_{j_0}$  and  $q_0 := q_{j_0}$
- $d_{\min}$  is the minimal distance between  $L_{\alpha, t}(q_0)$  and a vertex in  $(V \setminus S) \cup (W \setminus T)$ .

We can define a neighbourhood  $V \subset \text{Conf}_{V, \underline{W}}$  where the vertices in  $S \cup T$  are close together and far from all other vertices as follows:

$$V = \left\{ (t, q, p) \in \text{Conf}_{V, \underline{W}} \mid \left( \sum_{v_i \in T} |q_0 - \langle p_i, \mathbf{e}_i \rangle|^2 + \sum_{w_j \in T} |q_0 - q_j|^2 \right)^{1/2} < \eta d_{\min} \right\}.$$

Given any  $(t, q, p) \in V$ ,  $v_i \in S$  and  $w_j \in T$  we can write:

$$\begin{aligned} p_i &= L_{\alpha, t}(q_0) + r d_{\min} u_i, \quad v_i \in S \\ q_j &= q_0 + r d_{\min} a_j, \quad w_j \in T \setminus \{w_0\} \end{aligned} \quad (5.4)$$

for unique  $r \in (0, \eta)$ ,  $u_i \in \mathbb{R}^3$  and  $a_j \in \mathbb{R}$  subject to the conditions:

- $\sum_i |\langle u_i, \mathbf{e}_\alpha \rangle|^2 + \sum_j |a_j|^2 = 1$ ,



- $u_i \neq u_j$ ,  $a_i \neq a_j$  and  $u_i \neq a_j \mathbf{e}_\alpha$  when  $i \neq j$ .

**Definition 5.2.** Let  $\text{Conf}_{S,T}(L, \mathbb{R}^3)$  be the configuration space with points in the bulk and along the line  $L \subset \mathbb{R}^3$ . Concretely,  $\text{Conf}_{S,T}(L, \mathbb{R}^3)$  is defined as the pullback:

$$\begin{array}{ccc} \text{Conf}_{S,T}(L, \mathbb{R}^3) & \longrightarrow & \text{Conf}_{S \cup T}(\mathbb{R}^3) \\ \downarrow & & \downarrow \\ \text{Conf}_T(\mathbb{R}) & \xleftarrow{L} & \text{Conf}_T(\mathbb{R}^3). \end{array} \quad (5.5)$$

Moreover, let  $G' < \text{Homeo}(\mathbb{R}^3)$  be the subgroup of scalings and translations along  $L$ . We define

$$C_{S,T} := \text{Conf}_{S,T}(L, \mathbb{R}^3) / G'$$

where  $G'$  acts on  $\text{Conf}_{T,S}$  by translating and/or scaling all points simultaneously.

The points  $\{(u_i)_{v_i \in S}, (a_j)_{w_j \in T \setminus \{w_0\}}\}$  determine a set of coordinates on the space  $C_{S,T}$  defined above and hence the change of coordinates in equation (5.4) determines a diffeomorphism

$$V \cong \text{Conf}_{V \setminus S, \underline{W}'} \times C_{S,T} \times (0, \eta), \quad (5.6)$$

where  $\underline{W}'$  is obtained from  $\underline{W}$  by substituting  $W_\alpha$  with  $(W_\alpha \setminus T) \cup \{w_0\}$ . The boundary stratum corresponding to the vertices  $S \cup T$  coming together is obtained by including the  $r = 0$  in the interval on the right-hand side of equation (5.6). Hence

$$\partial_{S,T} \text{Conf}_{V, \underline{W}} \cong \text{Conf}_{V \setminus S, \underline{W}'} \times C_{S,T}. \quad (5.7)$$

## 6 Stokes' Theorem

The remainder of this paper is dedicated to proving theorem 1, namely that  $\Delta_t \langle L_t \rangle = \langle L_1 \rangle - \langle L_0 \rangle = 0$ . To this aim we will use the below proposition.

**Proposition 6.1.** Let  $\partial \text{Conf}(\Gamma)$  be the co-dimension one boundary in the Axelrod-Singer compactification. Then

$$\Delta_t \langle L_t \rangle = \sum_{\Gamma} \hbar^{\text{ord}(\Gamma)} \int_{\partial \text{Conf}(\Gamma)} \lambda(\Gamma) c(\Gamma). \quad (6.1)$$

*Proof.* Observe that the total co-dimension one boundary of  $\overline{\text{Conf}}(\Gamma)$  is given by the union of boundary components coming from

1. The boundary  $\partial \text{Conf}(\Gamma)$  corresponding to subsets of vertices coming together.
2. The boundaries  $\text{Conf}^1(\Gamma)$  and  $\text{Conf}^0(\Gamma)$  corresponding to  $t = 0$  and  $t = 1$ .
3. The boundaries coming from an internal vertex reaching  $\mathbb{R}^2 \times \{-1\}$  or  $\mathbb{R}^2 \times \{1\}$ .

By proposition 4.2 and lemma 4.1 in section 4.4 it holds for any  $\Gamma \in \mathcal{G}$  that  $\lambda(\Gamma)$  has compact support in  $\overline{\text{Conf}}(\Gamma)$  and vanishes on the boundary corresponding to case 3 in the above. Moreover, since the propagator is a closed form on the interior of  $\overline{\text{Conf}}(\Gamma)$  it holds that  $d\lambda(\Gamma) = 0$ . The following version of Stokes' theorem now applies:

$$0 = \int_{\overline{\text{Conf}}(\Gamma)} d\lambda(\Gamma) = \int_{\partial \text{Conf}(\Gamma)} \lambda(\Gamma) + \int_{\text{Conf}^0(\Gamma)} \lambda(\Gamma) - \int_{\text{Conf}^1(\Gamma)} \lambda(\Gamma). \quad (6.2)$$

Inserting equation (6.2) into the expression for  $\langle L_t \rangle$  in equation (4.6) the proposition follows.  $\square$

Proving theorem 1 therefore amounts to showing that the sum of all boundary integrals in equation (6.1) vanishes. By the construction in the previous section we have

$$\int_{\partial \text{Conf}(\Gamma)} \lambda(\Gamma) c(\Gamma) = \sum_S \int_{\partial_S \text{Conf}(\Gamma)} \lambda(\Gamma) c(\Gamma) + \sum_{S,T} \int_{\partial_{S,T} \text{Conf}(\Gamma)} \lambda(\Gamma) c(\Gamma).$$

## 7 Vanishing Theorems

This section contains the proof of theorem 1 via a series of vanishing results for the boundary integrals in equation (6.1). These results are variations of the vanishing theorems of Bott and Taubes [6]. Concretely, in section 7.1 we prove the vanishing of boundary integrals coming from internal collisions and in section 7.2 we prove the vanishing of boundary integrals coming from external collisions (collisions along a Wilson line).

### 7.1 Vanishing theorems for internal collisions

**Theorem 3.** The boundary integrals contributing to equation (6.1) coming from internal collisions vanishes, that is

$$\sum_{\Gamma} \hbar^{\text{ord}(\Gamma)} \sum_S \int_{\partial_S \text{Conf}(\Gamma)} \lambda(\Gamma) c(\Gamma) = 0. \quad (7.1)$$

**Notation:** Given  $\Gamma \in \mathcal{G}$  and  $S \subset V$ , we denote by  $\Gamma_S$  the sub-graph of  $\Gamma$  spanned by the vertices in  $S$  and by  $\delta_S \Gamma$  the graph obtained from  $\Gamma$  by collapsing  $\Gamma_S$  to a single internal vertex  $v_0$ . Then

$$\partial_S \text{Conf}(\Gamma) = C_S \times \text{Conf}(\delta_S \Gamma).$$

Observe that  $\lambda(\Gamma)$  splits into a product  $\lambda(\Gamma) = \lambda_1 \wedge \lambda_2$  where  $\lambda_1$  is constructed from edges in  $\Gamma_S$  and  $\lambda_2$  is constructed from the remaining edges. In order to prove theorem 3 we will need the following lemma.

**Lemma 7.1.** Upon restricting to  $\partial_S \text{Conf}(\Gamma)$ , the form  $\lambda_1$  factors through the projection

$$\pi_1 : \partial_S \text{Conf}(\Gamma) \rightarrow C_S$$

and the form  $\lambda_2$  factors through the projection

$$\pi_2 : \partial_S \text{Conf}(\Gamma) \rightarrow \text{Conf}(\delta_S \Gamma).$$

*Proof.* The proposition follows from the change of coordinates in equation (5.1). In fact, if  $e$  connects two internal vertices  $v_i, v_j \in S$  we have

$$\Phi_e(x) = \frac{p_j - p_i}{|p_j - p_i|} = \frac{u_j - u_i}{|u_j - u_i|},$$

which implies that  $\Phi_e$  and thereby  $P_e$  factors through the projection  $\pi_1$ . On the other hand, if  $e$  connects a vertex  $v_i \in V \setminus S$  and a vertex  $v_j \in S$  we have

$$\Phi_e(x) = \frac{p_j - p_i}{|p_j - p_i|} = \frac{p_0 + ru_j - p_i}{|p_0 + ru_j - p_i|} \rightarrow \frac{p_0 - p_i}{|p_0 - p_i|} \text{ when } r \rightarrow 0,$$

and hence  $P_e$  factors through the projection  $\pi_2$ .  $\square$

We write

$$\lambda_1|_{\partial_S \text{Conf}(\Gamma)} = \pi_1^* \tilde{\lambda}(\Gamma_S) \quad \text{and} \quad \lambda_2|_{\partial_S \text{Conf}(\Gamma)} = \pi_2^* \lambda(\delta_S \Gamma).$$

**Corollary 7.1.** Given  $\Gamma \in \mathcal{G}$  and  $S \subset V$ , let  $\eta_S(\Gamma)$  be the number of edges connecting a vertex in  $S$  with a vertex in  $(V \cup W) \setminus S$ . The contribution to equation (7.1) from the boundary stratum  $\partial_S \text{Conf}(\Gamma)$  vanishes unless  $\eta_S(\Gamma) = 4$ .

*Proof.* By counting the number of edges connecting vertices in  $S$  one finds  $\deg \tilde{\lambda}(\Gamma_S) = 3|S| - \eta_S(\Gamma)$ . On the other hand,  $\dim C_S = 3|S| - 4$ , and hence  $\tilde{\lambda}(\Gamma_S)$  vanishes unless  $\eta_S(\Gamma) \geq 4$ . By a similar argument  $\lambda(\Gamma_{S,T})$  vanishes on the boundary stratum unless  $\eta_S(\Gamma) \leq 4$ .  $\square$

**Lemma 7.2.** The contribution to equation (6.1) coming from boundary strata where more than two internal vertices come together vanishes.

*Proof.* This follows directly from corollary 7.1 and proposition 4.2, since collapsing more than two internal vertices in a forest creates a vertex of valence greater than four.  $\square$

The following lemma is known as the IHX relations.

**Lemma 7.3.** The contribution to equation (7.1) coming from boundary strata where two internal vertices come together vanishes.

*Proof.* Let  $\Gamma_0$  be a graph which has a single four-valent internal vertex  $v_0$  with one incoming and three outgoing edges, and with all other vertices three- and one-valent. There are exactly three graphs  $\Gamma_1, \Gamma_2, \Gamma_3 \in \mathcal{G}$  that identify with  $\Gamma_0$  when collapsing two internal vertices. These graphs are shown in figure 9, where we imagine that all vertices and edges outside the encircled area are held fixed:

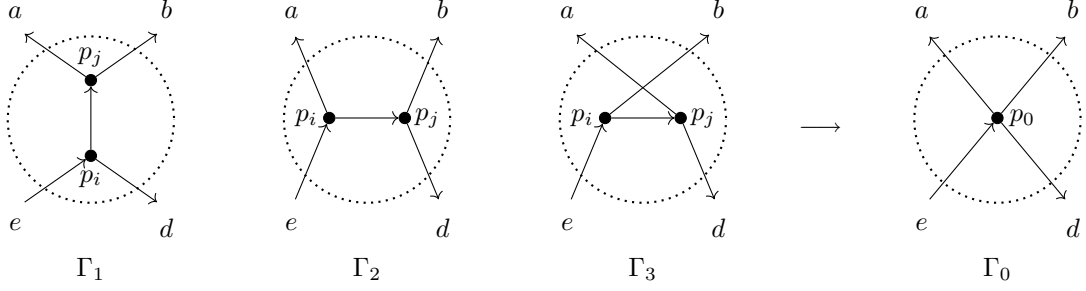


Figure 9: The IHX-relation

The boundary stratum corresponding to collapsing  $p_i$  and  $p_j$  is given by:

$$\partial_{\{v_i, v_j\}} \text{Conf}(\Gamma_k) = C_{\{v_i, v_j\}} \times \text{Conf}(\Gamma_0) \cong S^2 \times \text{Conf}(\Gamma_0),$$

for  $k = 1, 2, 3$ . If we choose the ordering of half edges in each graph to be clockwise, it follows from definition 4.3 that

$$\text{Or}(\Gamma_1) = -\text{Or}(\Gamma_2) = \text{Or}(\Gamma_3).$$

Hence, the contribution to the sum in equation (7.1) coming from this boundary stratum takes the form:

$$\int_{S^2} \omega \int_{\text{Conf}(\Gamma_0)} \lambda(\Gamma_0) c(\Gamma_0), \quad (7.2)$$

where  $c(\Gamma_0)$  obtained from applying the usual Feynman rules to all three- and one-valent vertices of  $\Gamma_0$ , and assigning to the four-valent vertex  $p_0$  the factor:

$$(f^c_{ab} f^e_{cd} - f^c_{bd} f^e_{ac} + f^c_{ad} f^e_{bc}),$$

which vanishes by Jacobi identity for the structure constants. This proves the theorem.  $\square$

By combining lemma 7.2 and 7.3 we have now proved theorem 3. In section 7.2 below we show the similar vanishing theorems for external collisions. Many of the arguments are repetitions of those given above.

## 7.2 Vanishing theorems for external collisions

**Theorem 4.** The boundary integrals contributing to equation (6.1) coming from external collisions vanishes, that is

$$\sum_{\Gamma} \hbar^{\text{ord}(\Gamma)} \sum_{S, T} \int_{\partial_{S, T} \text{Conf}(\Gamma)} \lambda(\Gamma) c(\Gamma) = 0. \quad (7.3)$$

**Notation:** Given  $\Gamma \in \mathcal{G}$ ,  $S \subset V$  and  $T \subset W_\alpha$  for some  $\alpha \in \{1, 2, 3\}$ , denote by  $\Gamma_{S,T}$  the subgraph of  $\Gamma$  spanned by the vertices in  $S \cup T$  and by  $\delta_{S,T}\Gamma$  the graph obtained from  $\Gamma$  by collapsing  $\Gamma_{S,T}$  to a single external vertex  $w_0$ . Then

$$\partial_{S,T} \text{Conf}(\Gamma) = C_{S,T} \times \text{Conf}(\Gamma_{S,T}).$$

We begin by proving the equivalents of lemma 7.1 and corollary 7.1 in the case of external collisions. As in section 7.1 we can write  $\lambda(\Gamma) = \lambda_1 \wedge \lambda_2$  where  $\lambda_1$  is constructed from the edges in  $\Gamma_{S,T}$  and  $\lambda_2$  is constructed from the remaining edges.

**Lemma 7.4.** Upon restricting to  $\partial_{S,T} \text{Conf}(\Gamma)$ , the form  $\lambda_1$  factors through the projection

$$\tilde{\pi}_1 : \partial_{S,T} \text{Conf}(\Gamma) \rightarrow C_{S,T}$$

and the form  $\lambda_2$  factors through the projection

$$\tilde{\pi}_2 : \partial_{S,T} \text{Conf}(\Gamma) \rightarrow \text{Conf}(\delta_{S,T}\Gamma).$$

*Proof.* Let  $e$  be an edge connecting a vertices  $v_i \in S$  and  $w_j \in T$ . Then with the coordinate change in equation (5.4) we have

$$\Phi_e(x) = \frac{L_{\alpha,t}(q_j) - p_i}{|L_{\alpha,t}(q_j) - p_i|} = \frac{a_j \mathbf{e}_\alpha - u_i}{|a_j \mathbf{e}_\alpha - u_i|},$$

which implies that  $\Phi_e$  and thereby  $P_e$  factors through the projection  $\tilde{\pi}_1$ . On the other hand, if  $e$  connects a vertex  $v_i \in V \setminus S$  and a vertex  $v_j \in S$  we have

$$\Phi_e(x) = \frac{p_j - p_i}{|p_j - p_i|} = \frac{L_{\alpha,t}(q_0) + ru_j - p_i}{|L_{\alpha,t}(q_0) + ru_j - p_i|} \rightarrow \frac{L_{\alpha,t}(q_0) - p_i}{|L_{\alpha,t}(q_0) - p_i|} \text{ when } r \rightarrow 0$$

and hence  $\Phi_e$  factors through the projection  $\tilde{\pi}_2$ . The remaining cases are similar.  $\square$

We write

$$\lambda_1|_{\partial_{S,T} \text{Conf}(\Gamma)} = \tilde{\pi}_1^* \tilde{\lambda}(\Gamma_{S,T}) \quad \text{and} \quad \lambda_2|_{\partial_{S,T} \text{Conf}(\Gamma)} = \tilde{\pi}_2^* \lambda(\delta_{S,T}\Gamma).$$

**Corollary 7.2.** Given  $\Gamma \in \mathcal{G}$ ,  $S \subset V$  and  $T \subset W_\alpha$ , let  $\eta_{S,T}(\Gamma)$  be the number of edges connecting a vertex in  $S \cup T$  with a vertex in  $(V \cup W) \setminus (S \cup T)$ . The contribution to equation (7.3) from the boundary stratum  $\partial_{S,T} \text{Conf}(\Gamma)$  vanishes unless  $\eta_{S,T}(\Gamma) = 2$ .

*Proof.* By counting the number of edges connecting vertices in  $S \cup T$  one finds  $\deg \tilde{\lambda}(\Gamma_{S,T}) = 3|S| + |T| - \eta_{S,T}(\Gamma)$ . On the other hand,  $\dim C_{S,T} = 3|S| + |T| - 2$ , and hence  $\tilde{\lambda}(\Gamma_{S,T})$  vanishes unless  $\eta_{S,T}(\Gamma) \geq 2$ . By a similar argument  $\lambda(\delta_{S,T}\Gamma)$  vanishes on the boundary stratum unless  $\eta_{S,T}(\Gamma) \leq 2$ .  $\square$

The following lemma is known as the STU relations.

**Lemma 7.5.** The contribution to equation (7.3) corresponding to two vertices coming together where at least one is external vanishes.

*Proof.* Let  $\Gamma_0$  be a graph with a single two-valent external vertex  $v_0$  that has an incoming and an outgoing edge, and with all other vertices three- and one-valent. There are exactly three graphs  $\Gamma_1, \Gamma_2, \Gamma_3 \in \mathcal{G}$  that maps to  $\Gamma_0$  upon collapsing two vertices. These graphs are shown in figure 10.

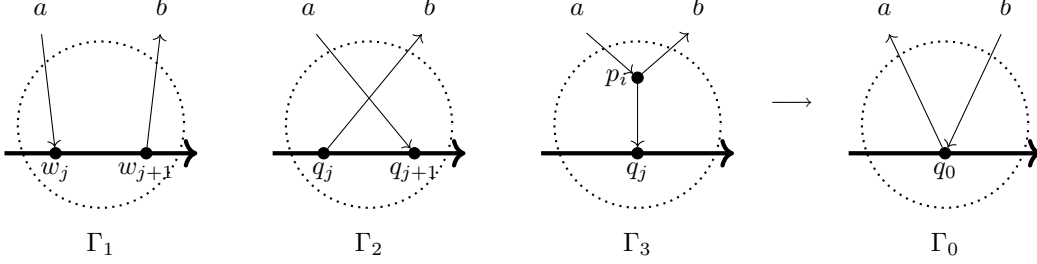


Figure 10: The STU-relation

Collapsing the vertices  $q_j$  and  $q_{j+1}$  in  $\Gamma_1$  and  $\Gamma_2$  and the vertices  $q_j$  and  $p_i$  in  $\Gamma_3$  into a single vertex  $q_0$  we obtain a graph  $\Gamma_0$  with a single two-valent external vertex as shown on the right-hand side of figure 10. The corresponding boundary strata are given by

$$\partial_{\emptyset, \{w_j, w_{j+1}\}} \text{Conf}(\Gamma_k) = \{*\} \times \text{Conf}(\Gamma_0)$$

for  $k = 1, 2$  and

$$\partial_{\{v_i\}, \{w_j\}} \text{Conf}(\Gamma_3) = C_{\{v_i\}, \{w_j\}} \times \text{Conf}(\Gamma_0) \cong S^2 \times \text{Conf}(\Gamma_0).$$

We now determine the induced orientation on  $\text{Conf}(\Gamma_0)$  coming from each  $\Gamma_k$ ,  $k \in \{1, 2, 3\}$ . By definition 4.3 we can write

$$\text{Or}(\Gamma_1) = -\text{Or}(\Gamma_2) = dq_j \wedge dq_{j+1} \wedge X \tag{7.4}$$

and

$$\text{Or}(\Gamma_3) = (dq_j \wedge dp_i^1) \wedge dp_i^2 \wedge dp_i^3 \wedge X, \tag{7.5}$$

where  $X$  is the same for all  $\Gamma_k$ ,  $k \in \{1, 2, 3\}$ . Inserting  $q_{j+1} = q_j + r$  for some  $r > 0$  into equation (7.4) we get

$$\text{Or}(\Gamma_1) = -\text{Or}(\Gamma_2) = -dq_j \wedge dr \wedge X.$$

Similarly, we can write  $p_i = L_{t, \alpha}(q_j) + ru$  for some  $r > 0$  and unit vector  $u \in \mathbb{R}^3$ , and inserting this into (7.5) we get

$$\text{Or}(\Gamma_3) = dq_j \wedge d^3(ru) \wedge X = dq_j \wedge \text{vol}_{S^2} \wedge r^2 dr \wedge X.$$

In each case, the vector  $r$  is orthogonal to the boundary and pointing into the configuration space. Thus, fixing an orientation  $\text{Or}(\Gamma_0) = dq_j \wedge dX$  on  $\text{Conf}(\Gamma_0)$ , the contribution to equation (7.3) from the three boundary integrals takes the form:

$$\int_{\text{Conf}(\Gamma_0)} \lambda(\Gamma_0) c(\Gamma_0),$$

where  $c(\Gamma_0)$  is the Lie algebra factor obtained from applying the usual Feynman rules to  $\Gamma_0$  at each three- and one-valent vertex, and assigning to the two-valent vertex  $q_0$  the factor:

$$\zeta^a \xi_b - \xi_b \zeta^a - f^a_{bc} \zeta^c \int_{S^2} \omega.$$

Recall that from the definition in section 3.2 that  $\omega$  integrates to one on  $S^2$ , and hence the above factor vanishes by the Lie algebra relations:

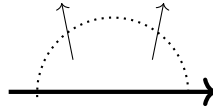
$$[\zeta^a, \xi_b] = f^a_{bc} \zeta^c.$$

Similar arguments would apply had we started from a graph  $\Gamma_0$  with two incoming or two outgoing edges. Hence the theorem follows.  $\square$

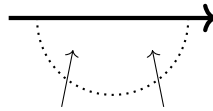
**Lemma 7.6.** Let  $S \subset V$  and  $T \subset W_\alpha$  such that  $T \neq \emptyset$  and  $|S \cup T| > 2$ . Then contribution to equation (7.3) from the boundary stratum where the vertices in  $S \cup T$  come together vanishes.

*Proof.* Recall from corollary 7.2 that we only get a contribution to equation (7.3) when  $\Gamma$  has exactly two edges “leaving the stratum”, that is, connecting a vertex in  $S \cup T$  with a vertex not in  $S \cup T$ . We consider the following three cases separately:

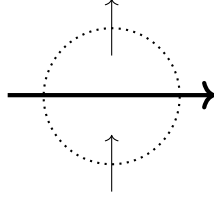
(a) Both of the edges leaving the stratum have orientations pointing out of  $S \cup T$ :



(b) Both of the edges leaving the stratum have orientations pointing into  $S \cup T$ :



(c) One of the edges leaving the stratum has orientation point into  $S \cup T$  and the other edge has orientation pointing out of  $S \cup T$ :



**Case (a):** Since, by proposition 4.2, all contributing graphs are trees, this situation can only occur when  $|S \cup T| = 2$ .

**Case (b):** We can assume that at least one of the edges leaving the stratum is connected to an internal vertex  $v \in S$  since otherwise  $|S| = \emptyset$  and  $|T| = 2$ . Let  $\Gamma_v$  be the disconnected sub-graph of  $\Gamma_{S,T}$  spanned by the vertices  $S' \cup T'$  connected by a path to  $v$  as illustrated in figure 11. We write

$$\tilde{\lambda}(\Gamma_{S,T}) = \tilde{\lambda}_1 \wedge \tilde{\lambda}_2$$

where  $\tilde{\lambda}_1$  is constructed from edges in  $\Gamma_v$  and  $\tilde{\lambda}_2$  is the contribution from the remaining edges in  $\Gamma_{S,T}$ . It then holds that  $\tilde{\lambda}_1$  factors through the projection

$$p : C_{S,T} \rightarrow C_{S',T'}$$

which forgets about the vertices not in  $\Gamma_v$ . By counting the number of edges and vertices in  $\Gamma_v$  one finds that  $\tilde{\lambda}_1$  vanishes by the same dimensional arguments as used in the proof of corollary 7.2.

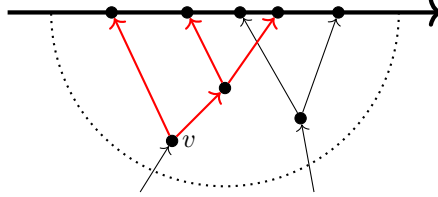


Figure 11: Boundary stratum with two incoming edges. The red edges form the sub-graph  $\Gamma_v$ .

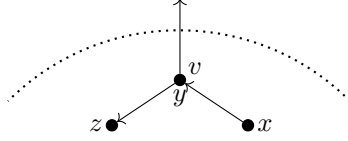
**Case (c):** We will further divide case (c) into two subcases:

- (c1) Either one of the edges leaving the stratum is connected an external vertex  $w \in T$  or both edges leaving the stratum are connected to the same internal vertex  $v \in S$ .
- (c2) Both edges leaving the stratum are connected to internal vertices  $v, v' \in S$  and  $v \neq v'$ .

**Case (c1):** In this case  $\tilde{\lambda}(\Gamma_{S,T})$  vanishes on dimensional grounds by arguments completely analogous to those for case (b).



**Case (c2):** Assume that the outgoing edge is connected  $v \in S$ . By assumption  $\Gamma$  has two edges connecting  $v$  to two different vertices in  $S \cup T$ . The situation is illustrated below where we have assigned coordinates  $x, y$  and  $z$  to the three vertices. Notice that  $x$  and  $z$  may be coordinates along the Wilson line.



We can now use a well known coordinate change originally due to Kontsevich [15] to show the vanishing of the integral

$$\int_{C_{S,T}} \tilde{\lambda}(\Gamma_{S,T}). \quad (7.6)$$

In fact, integrating over  $y$  in equation (7.6) while keeping all other vertices fixed produces the integral

$$\int_{y \in \mathbb{R}^3} \phi^* \omega(x, y) \wedge \phi^* \omega(y, z). \quad (7.7)$$

We now make the following change of coordinates:  $y = x + z - y'$ .

$$\begin{aligned} \int_y \phi^* \omega(x, y) \wedge \phi^* \omega(y, z) &= - \int_{y'} \phi^* \omega(x, x + z - y') \wedge \phi^* \omega(x + z - y', z) \\ &= - \int_{y'} \phi^* \omega(y', z) \wedge \phi^* \omega(x, y'). \end{aligned} \quad (7.8)$$

The minus since comes from this coordinate change being orientation reversing and the last equality uses translation invariance of  $\phi$ . This implies that the integral in equation (7.7) equals minus itself and hence must be zero.  $\square$

Lemma 7.5 and 7.6 proves theorem 4, and together with theorem 3 this completes the proof of theorem 1. By lemma 4.1, this implies that the expectation value  $\mathcal{R}$  of a pair of crossing Wilson lines is a solution to the Yang-Baxter equation. In the following section we argue that  $\mathcal{R}$  is in fact an  $R$ -matrix in the sence of section 2. In particular, we show that  $\mathcal{R}$  is independent of the angle of crossing between the Wilson lines and that it satisfies a so called unitarity relation, implying that it is invertible.

## 8 Angle Independence and Unitarity

**Proposition 8.1.** Let  $L$  and  $L'$  be two (non-parallel) lines in  $\mathbb{R}^2 \times I$  supported at different points in  $I$ . Then expectation value  $\mathcal{R} = \langle LL' \rangle$  is independent of the angle of crossing between the lines.

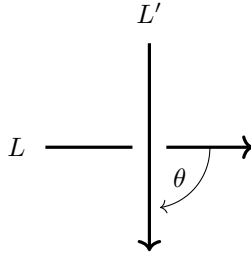


Figure 12

*Proof.* Consider changing the angle  $\theta$  at the crossing in figure 12 by keeping  $L'$  fixed while rotating  $L$ . We can apply the same vanishing arguments as in section 7 to check that the expectation value is unchanged under this operation. Notice that in this case the tangent vector to  $L$  depends on  $\theta$ . We therefore get the following weaker version of corollary 7.2: Let  $\Gamma \in \mathcal{G}$  and let  $S$  be a subset of internal vertices and  $T$  a subset of external vertices on  $L$ . It then holds that  $\lambda(\Gamma)$  vanishes on  $\partial_{S,T} \text{Conf}(\Gamma)$  unless  $\eta_{S,T}(\Gamma) \leq 2$ . On the other hand, since by proposition 4.2 the only contributing Feynman graphs are forests with roots on  $L$  and leaves on  $L'$ , it holds that  $\eta_{S,T}(\Gamma) \geq 2$  for any choice of  $\Gamma$ , and hence the vanishing arguments carry through regardless.  $\square$

**Proposition 8.2.** The element  $\mathcal{R}$  is invertible, that is, it satisfies the relation shown in figure 13.

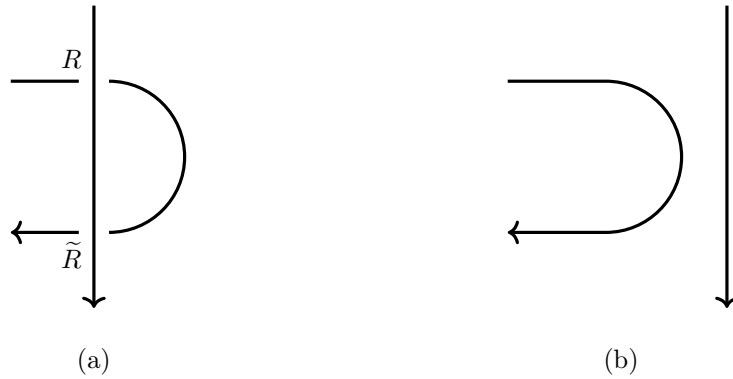


Figure 13

*Proof.* We here use the exact same arguments as for the angle independence of  $\mathcal{R}$  in proposition 8.1. In fact, if we start from the diagram in figure 13 (a) and keep the top line fixed while continuously moving the bottom line to the left we obtain diagram in figure 13 (b). By the same argument as above, the expectation value is invariant under this operation.  $\square$

## 9 Conclusion

We have proved that the expectation value  $\mathcal{R} = \langle LL' \rangle$  of a pair of crossing Wilson lines is an  $R$ -matrix. In [1] Kaufman and the present author showed that the leading order deformation of the co-product in  $\mathcal{U}_\hbar(\mathfrak{g})$  can be realised from the operation of merging two parallel Wilson lines. As in [2], computations are here carried out in the setting of Chern-Simons theory for a semi-simple Lie algebra extended by an extra copy of the Cartan subalgebra. The arguments however translate directly into the present context. Together these results give a Wilson line realisation of the co-product and  $R$ -matrix in the quasi-triangular Hopf algebra  $\mathcal{U}_\hbar(\mathfrak{g})$ , thus supporting the claim that the category of Wilson line operators is equivalent to the category of representations of  $\mathcal{U}_\hbar(\mathfrak{g})$  as a braided tensor category.

A final remark worth noting: As mentioned in the introduction, the theory we have studied is equivalent to a topologically twisted 3d  $\mathcal{N} = 4$  gauge theory. Moreover, if we take  $\mathfrak{g} = \mathfrak{a} \oplus \mathfrak{a}^*$  to be a Lie super-algebra this would also cover Chern-Simons theory as a 3d  $\mathcal{N} = 4$  gauge theory with matter. We have here only considered the case when  $\mathfrak{g}$  is a classical Lie algebra but nothing in the arguments should change significantly if one instead considers the super-algebra case.

## Acknowledgements

I am grateful to Nathalie Wahl, Kevin Costello and Dani Kaufman for helpful discussions. The author was supported by the European Research Council (ERC) under the European Union’s Horizon 2020 research and innovation programme (grant agreement No. 772960), and the Copenhagen Centre for Geometry and Topology (DNRF151)

## References

- [1] Nanna Aamand and Dani Kaufman. “A Wilson Line Realisation of Quantum Groups”. In: (July 2023). arXiv: 2307.10830 [hep-th].
- [2] Nanna Havn Aamand. “Chern–Simons theory and the R-matrix”. In: *Lett. Math. Phys.* 111.6 (2021), p. 146. DOI: 10.1007/s11005-021-01485-z. arXiv: 1905.03263 [hep-th].
- [3] Daniel Altschuler and Laurent Freidel. “Vassiliev knot invariants and Chern-Simons perturbation theory to all orders”. In: *Comm. Math. Phys.* 187 (1997), pp. 261–287.
- [4] Scott Axelrod and Isadore M Singer. “Chern-Simons perturbation theory. II”. In: *Journal of Differential Geometry* 39.1 (1994), pp. 173–213.
- [5] Raoul Bott and Alberto S Cattaneo. “Integral invariants of 3-manifolds”. In: *Raoul Bott: Collected Papers: Volume 5* (2018), p. 383.
- [6] Raoul Bott and Clifford H. Taubes. “On the self-linking of knots”. In: *Journal of Mathematical Physics* 35 (1994), pp. 5247–5287.

- [7] Alberto S Cattaneo, Pavel Mnev, and Nicolai Reshetikhin. “Perturbative quantum gauge theories on manifolds with boundary”. In: *Communications in Mathematical Physics* 357 (2018), pp. 631–730.
- [8] Alberto S Cattaneo, Pavel Mnev, and Konstantin Wernli. “Split Chern–Simons theory in the BV-BFV formalism”. In: *Quantization, Geometry and Noncommutative Structures in Mathematics and Physics* (2017), pp. 293–324.
- [9] Kevin Costello and Davide Gaiotto. “Vertex Operator Algebras and 3d  $\mathcal{N} = 4$  gauge theories”. In: *JHEP* 05 (2019), p. 018. DOI: 10.1007/JHEP05(2019)018. arXiv: 1804.06460 [hep-th].
- [10] Kevin Costello, Edward Witten, and Masahito Yamazaki. “Gauge Theory and Integrability, I”. In: *ICCM Not.* 06.1 (2018), pp. 46–119. DOI: 10.4310/ICCM.2018.v6.n1.a6. arXiv: 1709.09993 [hep-th].
- [11] Kevin Costello, Edward Witten, and Masahito Yamazaki. “Gauge Theory and Integrability, II”. In: *ICCM Not.* 06.1 (2018), pp. 120–146. DOI: 10.4310/ICCM.2018.v6.n1.a7. arXiv: 1802.01579 [hep-th].
- [12] William Fulton and Robert MacPherson. “A compactification of configuration spaces”. English. In: *Ann. Math. (2)* 139.1 (1994), pp. 183–225. ISSN: 0003-486X. DOI: 10.2307/2946631.
- [13] Niklas Garner. “Twisted Formalism for 3d  $\mathcal{N} = 4$  Theories”. In: (Apr. 2022). arXiv: 2204.02997 [hep-th].
- [14] Niklas Garner. “Vertex operator algebras and topologically twisted Chern-Simons-matter theories”. In: *Journal of High Energy Physics* 2023.8 (2023), pp. 1–47.
- [15] Maxim Kontsevich. “Feynman diagrams and low-dimensional topology”. In: *First European Congress of Mathematics Paris, July 6–10, 1992: Vol. II: Invited Lectures (Part 2)*. Springer. 1994, pp. 97–121.
- [16] Dev P Sinha. “Manifold-theoretic compactifications of configuration spaces”. In: *Selecta Mathematica* 10 (2004), pp. 391–428.