

**ARTICLE TYPE****Abundance of radioactive technetium in Przybylski's star revisited**Sergei M. Andrievsky\*<sup>1,2,3</sup> | Sergey A. Korotin<sup>4</sup> | Klaus Werner<sup>2</sup><sup>1</sup>Astronomical Observatory, Odessa National University of the Ministry of Education and Science of Ukraine, Shevchenko Park, 65014, Odessa, Ukraine<sup>2</sup>Institut für Astronomie und Astrophysik, Kepler Center for Astro and Particle Physics, Universität Tübingen, Sand 1, 72076 Tübingen, Germany<sup>3</sup>GEPI, Observatoire de Paris, Université PSL, CNRS, 5 Place Jules Janssen, F-92190 Meudon, France<sup>4</sup>Physics of stars department, Crimean Astrophysical Observatory, Nauchny 298409, Crimea**Correspondence**

\*S. M. Andrievsky, Astronomical Observatory, Odessa National University of the Ministry of Education and Science of Ukraine, Shevchenko Park, 65014, Odessa, Ukraine Email: andrievskii@ukr.net

We have searched for lines of the radioactive element technetium (Tc) in the spectrum of Przybylski's star (HD 101065). The nuclei of this chemical element are formed in the slow process of capturing thermalized neutrons. The possible lines of Tc I are heavily blended. We have synthesized the profile of one resonance line at 4297.06 Å, which is also a part of the complex blend, and we arrived at a decision that it is not visible in the spectrum (as was first noted by Ryabchikova), casting doubt on the existence of technetium in the atmosphere of the Przybylski's star. Therefore, based on our calculated combined profile, which has been adjusted to the observed blend profile at  $\approx 4297.2$  Å (that may possibly contain the resonance technetium line 4297.06 Å), we reduce the maximum technetium abundance to  $\log \epsilon(\text{Tc}/\text{H}) = 2.5$ . This value can be considered only as an upper limit of the technetium abundance in the Przybylski's star.

**KEYWORDS:**

Peculiar stars: atmospheres: Przybylski's star

**1 | INTRODUCTION**

Technetium lines were first detected by Merrill (1952) in the spectra of several type S ZrO stars. Further studies of S-stars showed that some of them display strong absorption features in their spectra near the expected positions of technetium lines, while others do not. It is believed that stars with technetium are at the stage of AGB stars with thermal pulses. *s*-process elements, including technetium, may appear on the surface of the star as a result of the third dredge-up episode. Most recent papers devoted to the study of 23 S-stars have been published by Shetye et al. (2020) and Shetye et al. (2021). The authors point out that the 4262.27 Å Tc line is the best line reproduced by spectrum synthesis. Fig. 1 from the latter paper shows how complex the spectra of such cool stars of very low gravity are. Indeed, a synthetic spectrum calculation for a star with values of temperature, gravity, metallicity and *s*-process element abundances typical for S-stars shows a strong blend comprising the possible Tc I 4262.27 Å line, which consists of many components. Some of these components (V I and Nd II) have

wavelengths very close to the Tc I line, and close residual fluxes. The very strong Gd II, Gd I, Nb I and Cr I blending lines are slightly blueshifted and redshifted compared to Tc I line, respectively. They also significantly affect the shape of the common blend. Even this one example shows how insecure the technetium abundance obtained from the spectra of very cool stars with low gravity can be.

The first attempts to identify the lines of technetium isotopes in the spectrum of the unique Przybylski's star were made by Cowley et al. (2004) and Bidelman (2005). Cowley et al. (2004) (see also the web-page of Dr. C. Cowley <http://www-personal.umich.edu/~cowley/prz2r.html>) reported the presence of Tc lines in the spectrum of Przybylski's star. Bidelman (2005) carried out a complete line identification in the spectrum of the Przybylski's star and reported the presence of lines of short- and long-lived isotopes of various chemical elements, including technetium. Nevertheless, the results of this great enthusiastic work unfortunately do not provide reliable grounds to believe that some of these identified lines belong, in particular, to Tc I and Tc II.

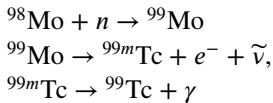
Yushchenko & Gopka (2004), in their overview, also mentioned the presence of the Tc lines in the Przybylski's star.

Yushchenko et al. (2006) performed a more detailed examination of this problem. The synthetic spectrum technique was applied to fit the 4124.22 Å line of Tc I. Although acceptable fit to the observed spectra was not achieved, the authors concluded that absolute abundance of technetium should be somewhere between  $\log \epsilon(\text{Tc}/\text{H}) = 3$  and 4 (on the scale where  $\log \epsilon(\text{H}) = 12.0$ ).

More critical consideration of the technetium problem was made by Ryabchikova (2008). The author noted that the spectrum synthesis well reproduces unblended feature at 4124.22 Å with the adopted technetium abundance  $\log \epsilon(\text{Tc}/\text{H}) = 4.0$ , but the calculated resonance line at 4297.06 Å with such abundance appears to be extremely strong, while it is actually invisible in the observed spectrum.

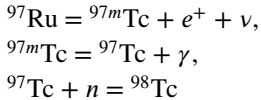
Absence or presence of the short- or observationally long-lived isotopes of some elements in the atmosphere of this enigmatic star may shed a light on the processes that lead to its observational chemical peculiarities. Therefore we have undertaken an additional attempt to verify the possibility of the technetium presence in the atmosphere of this star. This chemical element (Tc,  $Z = 43$ ) has no stable isotopes. On the Earth,  $^{99}\text{Tc}$  can be formed in small amounts in uranium, thorium, and molybdenum ores either due to spontaneous fission of the first two elements, or by neutron captures by the third element. The half-life of  $^{99}\text{Tc}$  isotope is about 210000 years.

In the stars, the nuclei of  $^{99}\text{Tc}$  and other long-lived technetium isotopes can be produced in the  $s$ -process (the slow neutron capture by the seed nuclei) and further  $\beta^-$  decays. For instance, the nuclei of  $^{99}\text{Tc}$  can be formed from nuclei of the stable molybdenum isotope  $^{98}\text{Mo}$  as follows:



In the last reaction, the  $^{99m}\text{Tc}$  isomeric state loses energy due to the emission of the  $\gamma$ -quantum and forms  $^{99}\text{Tc}$ .

Possibly, another suitable way of the long-lived Tc isotopes formation can be as follows.  $^{97}\text{Ru}$  nuclei are formed from the nuclei of the observationally stable isotope of  $^{96}\text{Ru}$  by neutron captures. Then, in the following chains, the nuclei of two long-lived isotopes  $^{97}\text{Tc}$  and  $^{98}\text{Tc}$  (half-life times are about 4.2 million years) can be formed:



Here  $^{97m}\text{Tc}$  denotes the nucleus of the  $^{97}\text{Tc}$  isomeric excited state.

This work is devoted to a revised search for the lines of the unstable element technetium in the spectrum of the unique Przybylski's star.

## 2 | SPECTRUM SYNTHESIS

We used an observed spectrum of the Przybylski's star retrieved from the ESO Archive (HARPS,  $R = 110000$ ,  $S/N = 140$ , observation date and time 2005-04-03, 05:07:42).

To synthesize the Przybylski's star spectrum in the vicinity of the selected Tc I lines, we used an atmosphere model calculated with the help of the LL models code by Shulyak et al. (2004). This code enables one to take into account the line opacities by using individual abundances of elements and the possible stratification of chemical elements. Atmosphere parameters and chemical composition of the program star are taken from Shulyak et al. (2010). The synthetic spectrum was calculated in the local thermodynamical equilibrium approximation using the modified SynthV code (Tsymbal et al. 2019) and the above mentioned stratification. The atomic line parameters are from updated Vienna Atomic Line Database (Ryabchikova et al. 2015).

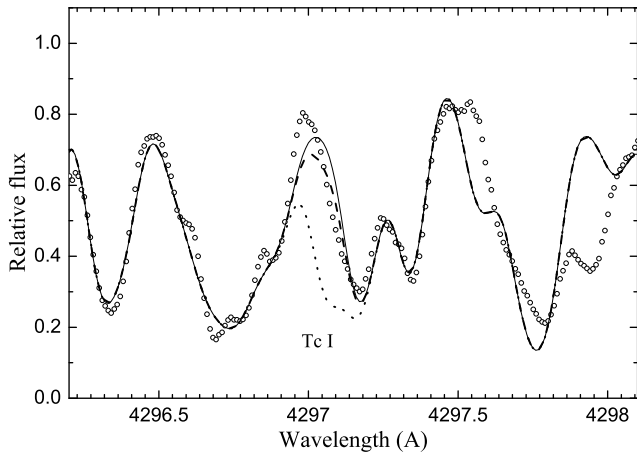
Our preliminary test calculations have shown that the strongest Tc lines in the visible part of the spectrum are blended in varying degrees by the lines of other elements, therefore most of the Tc lines are unsuitable for determining this element abundance.

The resonance line 4297.06 Å, which is expected to be strongest from the lines we considered, should be present in the spectrum, but it is absent. Its calculated profile with the technetium abundance adopted by Yushchenko et al. (2006),  $\log \epsilon(\text{Tc}/\text{H}) \approx 3.5$ , is in a huge discordance with the observed profile of this blend. The problem is shown in Fig. 1 (see also discussion in Ryabchikova 2008, who made first such a conclusion). If we decrease the abundance of technetium to  $\log \epsilon(\text{Tc}/\text{H}) = 2.5$ , then the overall profile of the blend 4297.06 Å can be described more or less satisfactory (Fig. 1).

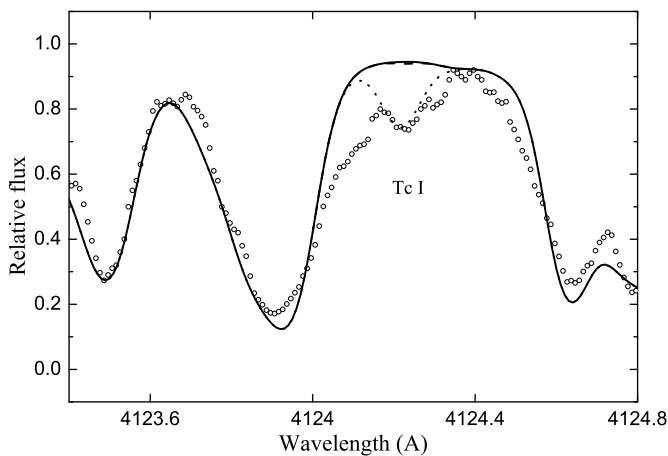
Two subordinate lines 4124.22 Å and 4176.28 Å, which according to our previous test calculations are located in relatively blend-free parts of the spectrum (in the sense that there are no other lines listed in modern line databases, such as the Vienna Atomic Line Database, Ryabchikova et al. 2015, which can be excited at the temperature of the program star).

At the abundance  $\log \epsilon(\text{Tc}/\text{H}) = 2.5$ , the two subordinate Tc lines considered above become undetectable (see Figs 2–3). The absorption features at 4124.22 Å and 4176.28 Å are more likely to belong to other unidentified species, but not neutral technetium.

Thus, based on the consideration of the resonance line 4297.06 Å, we can conclude that we have obtained only an upper limit on the technetium abundance in the Przybylski's star.



**FIGURE 1** Fragment of the observed spectrum of the Przybylski's star (open circles), covering the blend 4297 Å. Synthetic spectra with technetium abundance  $\log \epsilon(\text{Tc}/\text{H}) \approx 4$  (dotted line), and with abundance  $\log \epsilon(\text{Tc}/\text{H}) = 2.5$  (dashed line) are shown. Continuous line – no technetium in the atmosphere. See text for calculation details

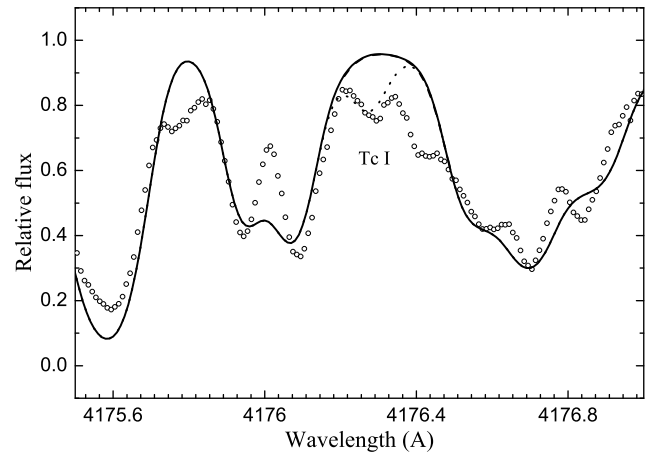


**FIGURE 2** Same as Fig. 1 but for the feature at 4124.22 Å

### 3 | DISCUSSION AND CONCLUSION

We have made an independent consideration of the possible presence of the rather long-lived isotopes of technetium in the atmosphere of the unique Przybylski's star. We decreased the possible abundance of this element from  $\log \epsilon(\text{Tc}/\text{H}) \approx 4$  (see above) to  $\log \epsilon(\text{Tc}/\text{H}) = 2.5$ , and we consider this value as an upper limit of a possible abundance of this element. Naturally, this upper limit means that technetium cannot exist at all in the Przybylski's star atmosphere.

As was mentioned above, Cowley et al. (2004) and Bidelman (2005) claimed that they detected technetium and



**FIGURE 3** Same as Fig. 1 but for the 4176.28 Å feature

promethium lines in the spectrum of Przybylski's star, and they suggested that the presence of these elements is perhaps connected to the flare activity of the star. Goriely (2007) elaborated his own physical model, which was based on assumption that electromagnetic field accelerates charged particles (protons and  $\alpha$ -particles, in particular) to the energies enough to participate in the nuclear reactions which alter the surface chemical composition.

Cowley et al. (2000) reported a mean magnetic field modulus of 2300 G based on magnetically split rare earth element lines with rather large Landé factors, and we verified this with the line of Gd II at 5749.4 Å. In the high-resolution spectrum we used, the red and blue components are clearly separated by the Zeeman effect, making it possible to measure the intrinsic surface field strength with high accuracy. However, 2300 G seems to be too weak for the above mentioned high energy processes to be effective. In fact, it was first declared by Brancazio & Cameron (1967), and then confirmed by Goriely (2007), who indicated that a magnetic field several orders of magnitude stronger than, for example, in Przybylski's star, is required.

Andrievsky (2022) discusses the hypothesis that considers a neutron star as companion of the Przybylski's star, and this neutron star is a  $\gamma$ -ray source. The  $\gamma$ -ray beam from the neighbouring neutron star irradiates the Przybylski's star atmosphere causing nuclear reactions that produce free neutrons. These neutrons initiate production of the heavy elements. This may explain several properties of the Przybylski's star. If the irradiation process is still ongoing, then we must detect the presence of the promethium (at least) in the atmosphere of this unique star. In Andrievsky et al. (2023) we considered the possibility of the presence of unstable isotopes of promethium in the atmosphere of Przybylski's star, but unfortunately, no unambiguous conclusion about the presence of this element could

be made. If we accept the fact that we do not detect lines of Tc and Pm in the Przybylski's star spectrum, then, even not rejecting this hypothesis, we may assume that  $\gamma$ -ray source became inactive, say, 30 million years ago or more (the time, which is necessary to decrease the initial technetium abundance by about 100 times or more). Such a time is much longer than the lifetime of the Przybylski's star and comparable to the lifetime of a  $\gamma$ -ray source.

Yakunin, ASP Conf. Ser., 518, 247  
 Yushchenko A.V., Gopka V.F., 2004, *Odessa Astron. Publ.*, 17, 116  
 Yushchenko A., Gopka V., Goriely S., et al., 2006, *Proc. Int. Symp. Nuclear Astrophysics – Nuclei in the Cosmos - IX*. 25-30 June 2006, CERN., id.198.1



## ACKNOWLEDGEMENTS

SMA are grateful to the Vector-Stiftung at Stuttgart, Germany, for support within the program "2022–Immediate help for Ukrainian refugee scientists" under grants P2022-0063 and P2022-0064, and DAAD (German Academic Exchange Service). SMA would also like to thank the ESO at Garching for their support during his stay there, which enabled him to perform part of this work. We are very grateful to our referee for very important comments, which significantly improved this paper, making it more clear for the reader.

## Conflict of interest

The authors declare no potential conflict of interests.

## REFERENCES

- Andrievsky S.M., 2022, *Odessa Astron. Publ.*, 35, 13  
 Andrievsky S.M., Kovtyukh V.V., 2023, *Astron. Nach.* 2023, 344, Easna 20220133  
 Andrievsky S.M., Korotin S.A., Werner K., Kovtyukh V.V., 2023, *Astron. Nach.* 2023, Easna 20230056  
 Bidelman W.P., 2005, *Cosmic Abundances as Records of Stellar Evolution and Nucleosynthesis in honor of David L. Lambert*, ASP Conference Series, Vol. 336, Proceedings of a symposium held 17-19 June, 2004 in Austin, Texas. Edited by Thomas G. Barnes III and Frank N. Bash. San Francisco: Astronomical Society of the Pacific, 2005., p.309  
 Branczazio P.J., Cameron A.G.W., 1967, *Can. J Phys.*, 45, 3297  
 Cowley C.R., Ryabchikova T., Kupka F., Bord D.J., Mathys G., Bidelman W.P., 2000, *MNRAS*, 317, 299  
 Cowley C.R., Bidelman W.P., Hubrig S., Mathys G., Bord D.J., 2004, *A&A*, 419, 1087  
 Goriely S., 2007, *A&A*, 466, 619  
 Merrill P.W., 1952, *ApJ*, 116, 21  
 Ryabchikova T., 2008, *Contr. Astron. Obs. Skalnete Pleso*, 38, 257  
 Ryabchikova T., Piskunov N., Kurucz R. L., et al., 2015, *Phys. Scr.* 90, 054005  
 Shetye S., Van Eck S., Goriely S., et al., 2020, *A&A*, 635, L6  
 Shetye S., Van Eck S., Jorissen A., et al., 2021, *A&A*, 650A, 118  
 Shulyak D., Ryabchikova T., Kildiyarova R., Kochukhov O., 2010, *A&A*520, A88  
 Shulyak, D., Tsymbal, V., Ryabchikova, T., Stutz Ch., Weiss, W.W., 2004, *A&A*, 428, 993  
 Tsymbal V., Ryabchikova T., Sitnova, T., 2019, in *Physics of Magnetic Stars*, eds. D.O. Kudryavtsev, I.I. Romanyuk, & I.A.