

Understanding the dynamics of randomly positioned dipolar spin ensembles

Timo Gräßer,^{1,*} Kristine Rezai,^{2,3,†} Alexander O. Sushkov,^{3,‡} and Götz S. Uhrig^{1,§}

¹*Condensed Matter Theory, TU Dortmund University,
Otto-Hahn Straße 4, 44221 Dortmund, Germany*

²*Department of Physics, Harvard University, Cambridge, MA 02138, USA*

³*Department of Physics, Boston University, Boston, MA 02215, USA*

(Dated: December 8, 2023)

Dipolar spin ensembles with random spin positions attract much attention currently because they help to understand decoherence as it occurs in solid state quantum bits in contact with spin baths. Also, these ensembles are systems which may show many-body localization, at least in the sense of very slow spin dynamics. We present measurements of the autocorrelations of spins on diamond surfaces at infinite temperature in a doubly-rotating frame which eliminates local disorder. Strikingly, the time scales in the longitudinal and the transversal channel differ by more than one order of magnitude which is a factor much greater than one would have expected from simulations of spins on lattices. A previously developed dynamic mean-field theory for spins (spinDMFT) fails to explain this phenomenon. Thus, we improve it by extending it to clusters (CspinDMFT). This theory does capture the striking mismatch up to two orders of magnitude for random ensembles. Without positional disorder, however, the mismatch is only moderate with a factor below 4. The pivotal role of positional disorder suggests that the strong mismatch is linked to precursors of many-body localization.

I. INTRODUCTION

Understanding and controlling the dynamics of many-body quantum systems enables the development of novel materials and technologies for quantum devices for sensing, computation, communication, and modeling [1, 2]. Such systems have been realized in a variety of platforms: ultracold atoms [3], trapped ions [4], superconducting devices [5, 6], and solid state quantum bits (qubits) [7–11]. Access to the dynamics of a single qubit is especially important in heterogeneous systems [12, 13] where the local environment of the qubit plays a vital role and the averaging over an ensemble can conceal important features of the temporal evolution. The interplay between the local environments, interactions, and the dimensionality of the system has been the subject of extensive theoretical and experimental investigations [14–16]. The systems under study allowed for the experimental observations of nonequilibrium quantum dynamics in strongly interacting systems such as the propagation of quantum correlations [17–19], nonequilibrium phases of matter [20–24], and the phenomena of relaxation and localization effects [10, 11, 25–30].

We consider the spin dynamics of two-dimensional ensembles of randomly positioned spins with $S = 1/2$ with long-range magnetic dipolar interactions at high temperature in the spin disordered state. Dipolar spin ensembles have attracted much attention in the last years due to their potentially very long coherence times [31–35]. The considered spins have two different quantum states

and thus can be viewed as quantum bits. Such systems have been widely studied also in solid state NMR [36] and they were the starting point for Anderson’s work on localization [37]. The spatial propagation of spin states takes place via flip-flop processes at a rate set by the dipolar interaction strength J . Varying local energies, for instance due to local intrinsic and extrinsic magnetic fields, suppress this propagation due to a mismatch of energies at the involved sites.

To fully capture the dynamical interplay represents a formidable task. Due to the exponentially growing dimension of the relevant Hilbert space with the number of spins, a direct, brute-force approach is out of the question. Exact diagonalization and Chebyshev polynomial expansion are restricted to fairly small sample sizes [38, 39]. Density-matrix renormalization works for chains [40] and star-topologies [41] and is restricted in the maximum time that can be reached. Semiclassical approaches related to the truncated Wigner approximation [42–46] neglect by construction a large amount of quantumness, in particular interference effects which matter for the effects studied here. Approaches based on Master equations [47] require that there is a priori a distinction of system and bath including a clear separation in energy scales. Cluster expansions represent powerful tools [48–53], but their application gets cumbersome in disordered systems. Finally, Monte Carlo approaches are not particularly efficient for real-time dynamics.

Thus, the first main objective of this article is to develop a tractable numerical approach for the local spin dynamics in a spin disordered state of the random spin ensemble. To this end, we extend the dynamic mean-field approach for disordered spin systems which we recently introduced under the name “spinDMFT” [54]. The extension takes the quantum dynamics of a local cluster of spins completely into account and applies the concept

* timo.graesser@tu-dortmund.de

† kristinerezai@gmail.com

‡ asu@bu.edu

§ goetz.uhrig@tu-dortmund.de

of dynamical mean fields only to the surrounding spins which are not part of the considered cluster; we suggest the acronym CspinDMFT for the extended approach. Note the similarity of the basic idea of this extension to the extension of fermionic DMFT [55] to cellular DMFT [56]. The need for a cluster extension of spinDMFT has been noted already and carried out on the level of spin dimers [35].

Our second main objective is to understand the vastly differing time scales of longitudinal and transversal relaxation, $T_{1\rho}$ and T_2 , respectively, observed experimentally. We use the $T_{1\rho}$ at strong drive as a measurement of longitudinal relaxation instead of the T_1 since slowdown of T_1 relaxation is already expected due to the presence of extrinsic disorder [57]. However, the $T_{1\rho}$ at strong drive evolves only under dipolar spin dynamics as the effects of extrinsic disorder are reduced. We show that the observed difference of one to two order of magnitude cannot be explained by spins on regular lattices, but that irregular, random configurations are necessary to account for the qualitative difference. This suggests that the very long longitudinal times $T_{1\rho}$ may be the precursors of many-body localization [58–60], at least in the weak sense of the occurrence of very long time scales [61]. We stress that the theoretical explanation for the strongly differing time scale in the transversal and longitudinal channel required the methodological progress, i.e., passing from spinDMFT to CspinDMFT.

We study the experimental platform consisting of an ensemble of paramagnetic two-level systems (surface spins) on the diamond surface [62, 63]. These two-level systems stem from electronic spins $S = 1/2$ and are likely localized defect states [64, 65] on the surface of diamond. A single, shallow NV center measures the dynamics of the system of surface spins. While recent experimental studies have shown that some of the surface spins may be mobile depending on initial surface treatment [66], we have verified that in our experiments, the central surface spin's position remains stable [57]. Even if the surface spins moved and changed their positions between consecutive measurements, the theoretical approach used in this article would be justified even better once the simulated data are averaged.

Although the interaction of the surface spins is of dipolar nature, their dynamics under the experimentally applied fields is considerably different. For the *singly-rotating frame* dynamics (with longitudinal relaxation time T_1 and dephasing time T_2), we consider a strong static magnetic field \vec{B} defining the z -direction. It encloses the magic angle ϑ_m with the normal vector of the diamond surface as indicated in Fig. 1. Passing to the corresponding Larmor rotating frame and applying the rotating wave approximation leads to the effective interaction

$$\mathbf{H}_{\text{dd}}^{\text{s-rot}} = \frac{1}{2} \sum_{i \neq j} J_{ij} \left(-\frac{1}{2} \mathbf{S}_i^x \mathbf{S}_j^x - \frac{1}{2} \mathbf{S}_i^y \mathbf{S}_j^y + \mathbf{S}_i^z \mathbf{S}_j^z \right), \quad (1)$$

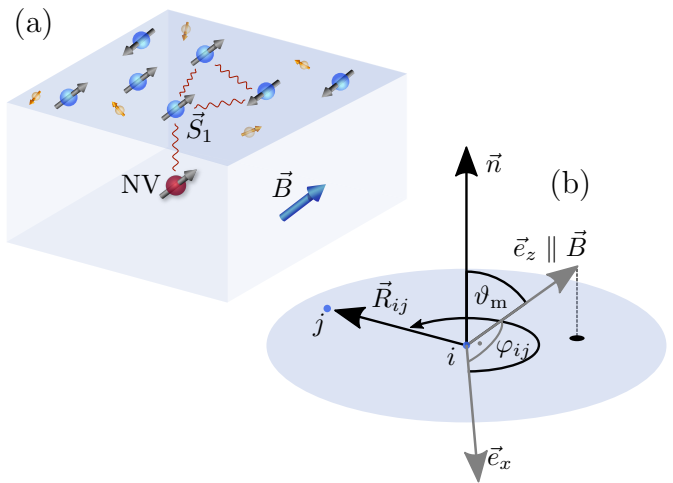


FIG. 1. Experimental system and its geometry. (a) The experimental system consists of a single near-surface NV center in diamond strongly coupled to one surface electron spin S_1 , which interacts with other surface electron spins and a bath of proton nuclear spins. (b) Sketch of the geometry of the surface spin system. Here, \vec{n} is the normal vector of the surface and \vec{B} the static magnetic field pointing into the z -direction. Since the spins are restricted to the surface, the distance vector \vec{R}_{ij} can be expressed by surface polar coordinates R_{ij} and φ_{ij} .

which is anisotropic. The couplings are given by

$$J_{ij} = -\frac{\hbar^2 \gamma^2}{R_{ij}^3} \cos 2\varphi_{ij}, \quad (2)$$

where φ_{ij} is the angle between the distance vector $\vec{R}_{ij} := \vec{R}_i - \vec{R}_j$ and the x -direction, see Fig. 1. For the *doubly-rotating frame* dynamics ($T_{1\rho}$), we additionally consider a strong drive field perpendicular to \vec{B} and rotating at the Larmor frequency. The direction of the drive defines the spin y -component. Starting from Eq. (1) and turning to another rotating frame including the application of the rotating wave approximation results in

$$\mathbf{H}_{\text{dd}}^{\text{d-rot}} = \frac{1}{2} \sum_{i \neq j} J_{ij} \left(\frac{1}{4} \mathbf{S}_i^z \mathbf{S}_j^z + \frac{1}{4} \mathbf{S}_i^x \mathbf{S}_j^x - \frac{1}{2} \mathbf{S}_i^y \mathbf{S}_j^y \right). \quad (3)$$

Here, the distinguished direction is the y -direction which is henceforth called the longitudinal one. The other two directions are henceforth called the transversal ones. Note that there is a relative factor of 2 in the overall couplings compared to the singly-rotating frame Hamiltonian (1). This needs to be considered, when comparing results from both reference systems with each other.

The article is structured as follows. In Sect. II, we apply spinDMFT to an inhomogeneous ensemble of dipolar spins in the doubly-rotating frame as in experiment. The striking discrepancy leads us to Sect. III, in which we extend spinDMFT by treating clusters of spins fully quantum-mechanically. The so-derived cluster spinDMFT (CspinDMFT) is subsequently analyzed

for its performance by investigating its convergence for isotropically coupled spins on a triangular lattice as well as on inhomogeneous graphs. Section IV is devoted to the application of CspinDMFT to the experimental scenario. We compare the decay times T_2 and $T_{1\rho}$ obtained from CspinDMFT to those measured in experiment. Good agreement is found supporting the hypothesis that the positional disorder in the spin system is at the origin of the strongly differing transversal and longitudinal decay times as concluded in Sect. V. In the appendices, we discuss experimental details, relevant numerical issues and analytical subtleties.

II. SIMULATING DIPOLAR SPIN DYNAMICS WITH spinDMFT

As a starting point we apply spinDMFT to the Hamiltonian (3) for an inhomogeneous dipolar spin ensemble, i.e., for random positions of the spins. One realizes, however, that the reduction to an effective single site problem oversimplifies the physical setting because it implies that only one energy scale, or equivalently time scale, matters in the problem. The aspect of the random positions of the spins does not appear anymore. The calculation for a perfectly ordered spin lattice with appropriate energy scale would be identically the same.

The derivation of spinDMFT will be sketched for completeness, but we refer the reader to Ref. 54 for its detailed justification. The starting point is the Hamiltonian in Eq. (3). It can be rewritten in the form

$$\mathcal{H}_{\text{d-rot}} = \frac{1}{2} \sum_i \vec{\mathbf{S}}_i \cdot \vec{\mathbf{V}}_i \quad (4)$$

by introducing the operators for the local environments

$$\vec{\mathbf{V}}_i =: \sum_{j, j \neq i} J_{ij} \underline{\underline{D}} \vec{\mathbf{S}}_j, \quad \underline{\underline{D}} = \begin{pmatrix} \frac{1}{4} & 0 & 0 \\ 0 & -\frac{1}{2} & 0 \\ 0 & 0 & \frac{1}{4} \end{pmatrix}. \quad (5)$$

In spinDMFT, these operators are replaced by time-dependent random mean-fields drawn from normal distributions. This leads to the time-dependent mean-field Hamiltonian

$$\mathbf{H}_{\text{d-rot},i}^{\text{mf}}(t) = \vec{\mathbf{S}}_i \cdot \vec{\mathbf{V}}_i(t) \quad (6)$$

for the spin i of the system along with the self-consistency conditions

$$\overline{V_i^x(t)V_i^x(0)} = \frac{1}{16} J_{Q,i}^2 \langle \mathbf{S}_i^x(t) \mathbf{S}_i^x(0) \rangle, \quad (7a)$$

$$\overline{V_i^y(t)V_i^y(0)} = \frac{1}{4} J_{Q,i}^2 \langle \mathbf{S}_i^y(t) \mathbf{S}_i^y(0) \rangle, \quad (7b)$$

$$\overline{V_i^z(t)V_i^z(0)} = \frac{1}{16} J_{Q,i}^2 \langle \mathbf{S}_i^z(t) \mathbf{S}_i^z(0) \rangle, \quad (7c)$$

connecting the second mean-field moments to spin autocorrelations. This implies that the quadratic coupling

constant

$$J_{Q,i}^2 =: \sum_j J_{ij}^2 = \sum_j \frac{\hbar^4 \gamma^4}{R_{ij}^6} \cos^2 2\varphi_{ij}, \quad (8)$$

captures the whole dependence of the spin-spin autocorrelations on the spatial distribution of spins. The anisotropy in the couplings yields the relative factor of 4 between the longitudinal (y) and transversal (x, z) self-consistency equations.

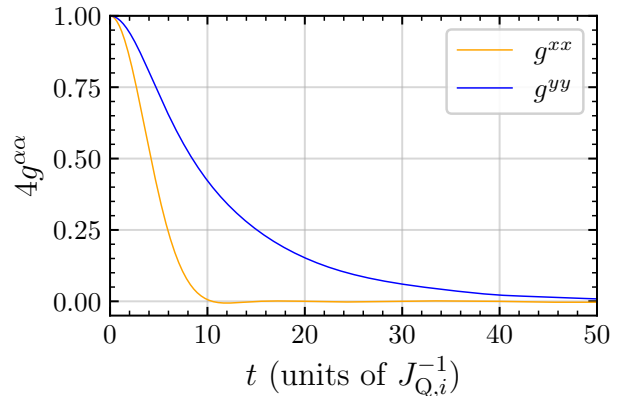


FIG. 2. Universal spin autocorrelations in the doubly-rotating frame obtained in spinDMFT. The spatial distribution of spins enters only in the quantitative determination of the energy scale $J_{Q,i}$ whose reciprocal value is the unit of time if \hbar is set to one.

To solve the self-consistency problem by iteration we start from some fairly arbitrary initial guess for the local environment field of the considered spin to determine the spin-spin autocorrelation. In the next iteration, the autocorrelations define the moments of the normal distribution for the local fields so that one obtains improved results for the autocorrelations. Note that one has to average over a sufficiently large number of time-dependent local fields (about 10^5 in our calculations) to obtain the relevant autocorrelations with good accuracy. This step is repeated till convergence is achieved within a tolerance of 7×10^{-4} for the spin-spin autocorrelations

$$g^{\alpha\beta}(t) =: \langle \mathbf{S}^\alpha(t) \mathbf{S}^\beta(0) \rangle, \quad (9)$$

which are plotted in Fig. 2. The result is universal in the sense that only the energy (time) scale needs to be determined; no trace of the random distribution of the spins in space enters anymore. There is roughly a factor of 2 to 4 between the decay time in the longitudinal yy -channel and the one in the transversal xx -channel. This is in-line with the factor of 2 in the anisotropic couplings in Eq. (3).

In experiment, however, the autocorrelations behave very differently, as depicted in Fig. 3. In contrast to the spinDMFT result, the longitudinal decay is slowed down

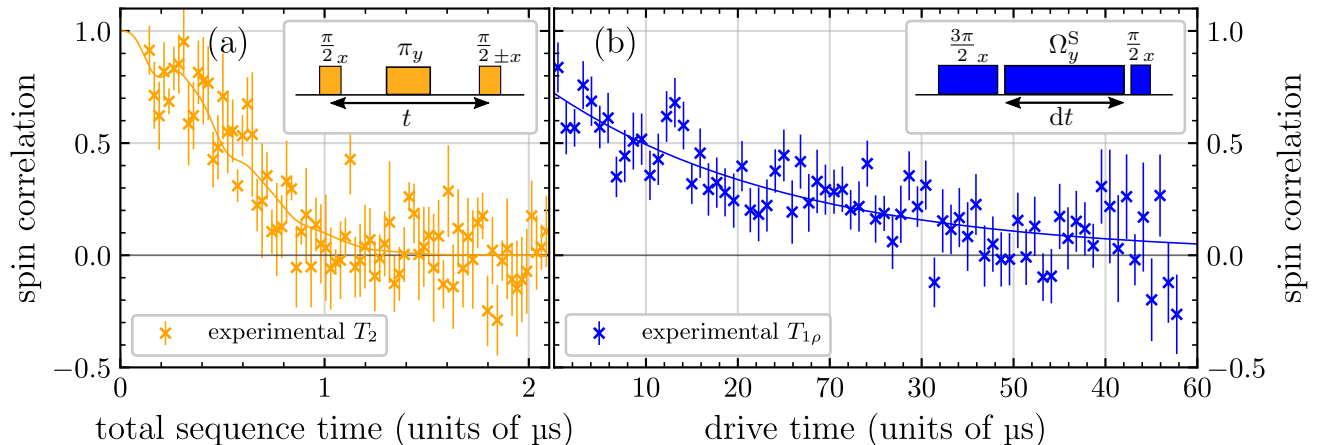


FIG. 3. Measurement of the lifetime of the central spin state. Panel (a): Surface spin Hahn echo measurement of $\langle S_i^x(t)S_i^x(0) \rangle$, the transversal spin autocorrelation, used to determine T_2 along with the applied pulse sequence shown in the top right corner. Since the measurement takes place in the singly-rotating frame, the spin dynamics are affected by the proton nuclear spin bath at the surface. To display this, the data are fitted using a Gaussian with modulation depending on the noise at the frequency ω_L , $g(t) = \exp(-(t/T_2)^2)\exp(-8\sin^4(\omega_L t/4)\gamma_e^2\langle B_N^2 \rangle/\omega_L^2)$ (solid orange line). Here, γ_e is the electron gyromagnetic ratio, $\langle B_N^2 \rangle$ the root-mean-square of the noise field, and ω_L the proton Larmor frequency. This fit yields $T_2 = 0.65(3)$ μs . Panel (b): Measurement of $\langle S_i^y(t)S_i^y(0) \rangle$, the longitudinal autocorrelation in the doubly-rotating frame, under spin lock driving for a strong drive strength Ω_y^S to determine $T_{1\rho}$. The drive strength Ω_y^S is chosen to be much larger than the on-site magnetic field strength due to the proton nuclear spin bath and the dipolar interaction strength of nearby surface spins. This is modelled by an exponential function $\propto \exp(-t/T_{1\rho})$ obtaining $T_{1\rho} = 26(3)$ μs (solid blue line).

enormously, relative to the transversal one. Moreover, we find that the ratio between the decay times depends on the specific environment of the measured spin. Measurements at different spots on the diamond surface lead to quantitatively different ratios. Yet the significant difference between the longitudinal and the transversal channel is a common feature. As explained above, a variation of the ratio of the decay times cannot be reproduced by spinDMFT because the environment is described by a single environment field depending only on $J_{Q,i}$. This caveat clearly calls for a methodological extension.

We stress that the key aspect of spinDMFT is to replace spin environments by dynamic random mean-fields which is justified if the contributions from the environment are numerous and similar in magnitude. A formal expansion parameter is the inverse effective coordination number z of a spin. The term ‘effective’ is used because not only the nearest neighbors matter for long-range interactions. This effective coordination number is given

by the ratio of the linear sum squared and the quadratic sum of all couplings [54],

$$z_i =: \frac{(\sum_j |J_{ij}|)^2}{\sum_j J_{ij}^2}. \quad (10)$$

The larger z , the more the environment consists of many contributions justifying the assumption that the environment behaves like a classical random variable with normal distribution according to the central limit theorem. For lattices, the coordination number is fairly large, e.g., $z \approx 19.1$ for the triangular lattice with couplings $J \propto 1/r^3$ [54]. For inhomogeneous systems, this is not necessarily the case. Some strong constraints on the distances between spins push the ratio up, but for spins distributed totally at random one obtains values in the range $z \approx 1 - 10$ [54]. Frequently, randomly positioned spins have only one or two close neighbors dominating their dynamics which limits the accuracy of the mean-field substitution of spinDMFT.

For these reasons, an improved approach has to avoid replacing spin environments that correspond to small coordination numbers by classical fields. Since the experimentally measured autocorrelations vary from spin to spin, one has to incorporate the inhomogeneous nature of the system as well. These considerations urge to de-

velop a cluster mean-field approach as done in the next section.

III. CLUSTER spinDMFT

We argued that spinDMFT neglects spatial information to a large degree as is common in mean-field theories which result in effective single-site problems by reducing the environment to single fields. Thereby, subtle interference effects of quantum processes are neglected. Indeed, spinDMFT is semiclassical in nature. The local fields are taken to be classical so that quantumness is reduced to the quantum effects of a single spin. Thus, our extension to clusters of spin will serve two purposes: inclusion of spatial information and more accurate description of quantum dynamics. As a consequence of dealing with clusters of spins on the quantum level, the mean-fields become weaker and the local dynamics more accurate. We call this extension cluster spinDMFT or CspinDMFT for short. We derive it in the present section for an isotropic Heisenberg model for simplicity.

We consider this model with $S = \frac{1}{2}$ at infinite temperature of which the Hamiltonian reads

$$\mathbf{H} = \frac{1}{2} \sum_{i \neq j} J_{ij} \vec{\mathbf{S}}_i \cdot \vec{\mathbf{S}}_j. \quad (11)$$

The underlying graph, i.e., the positions of the sites labeled i and j , and the couplings J_{ij} need not be specified for the time being. But we emphasize that the particular goal of the approach is to describe randomly distributed spins as in the experimental setup. The aim is to reliably compute the dynamics of a selected spin \mathbf{S}_1 which we call the central spin. To this end, we consider a group of spins in its proximity, see e.g. Fig. 4. This group of spins together with the central spin is henceforth called *cluster*, denoted by the letter Γ .

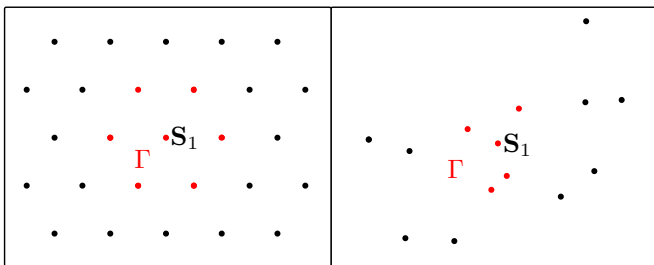


FIG. 4. Examples for clusters Γ around a central spin \mathbf{S}_1 for different graphs: the left panel displays the regular triangular lattice while the right panel a random seed. The couplings between the spins are considered to decrease with the distances with a power law.

For a cluster calculation, we have to define which spins around the central spin under study are chosen to form the considered cluster. Clearly, the spins which are coupled most strongly should be tracked. But still there are (at least) two strategies to take the strength of the couplings into account. Strategy (i) considers the coupling to the central spin to be decisive. Thus, the decision which spin is included in the cluster is taken solely by

its coupling strength to the central spin. We call this strategy the *central-spin-based strategy*. It is certainly plausible, but it has a certain drawback: there can be a spin j , strongly coupled to the central spin 1, which itself is strongly coupled to a spin m . The latter, however, might be only weakly coupled to the central spin. Thus, it would not be included in the cluster although it is obvious that it has a sizable effect on the spin dynamics.

Thus, we also consider a recursive strategy (ii) which we call *cluster-based strategy* in which the spins are added one by one. The decision which spin m is to be included next in the cluster is taken based on the total strength of *all* its couplings to the spins already included in the cluster. The details of both strategies are presented and discussed in Appendix VII and their performance is discussed in Appendix X. The following general procedure applies to cluster from any conceivable strategy determining cluster. For the actual simulations below, we will use the second, cluster-based strategy.

In order to expose the details of CspinDMFT, it is helpful to analyze the different kinds of couplings in (11) with regard to Γ . We split the Hamiltonian as follows

$$\mathbf{H} = \frac{1}{2} \sum_{i \neq j | i, j \in \Gamma} J_{ij} \vec{\mathbf{S}}_i \cdot \vec{\mathbf{S}}_j \quad (12a)$$

$$+ \sum_{i \in \Gamma} \vec{\mathbf{S}}_i \cdot \sum_{j \notin \Gamma} J_{ij} \vec{\mathbf{S}}_j \quad (12b)$$

$$+ \frac{1}{2} \sum_{i \neq j | i, j \notin \Gamma} J_{ij} \vec{\mathbf{S}}_i \cdot \vec{\mathbf{S}}_j. \quad (12c)$$

The first term contains the intra-cluster couplings; they are treated exactly in CspinDMFT. The second term contains the couplings between spins of the cluster and the spins in the environment. These couplings are treated on a mean-field level. The third term contains only spins of the environment which are decoupled from Γ . They do not show up in CspinDMFT. The mean-field approximation consists in replacing the operators of the quantum environment

$$\vec{\mathbf{v}}_i =: \sum_{j \notin \Gamma} J_{ij} \vec{\mathbf{S}}_j \quad (13)$$

by classical fields. In contrast to spinDMFT, there are several classical fields involved distinguished by the subscript i because each spin in the cluster has its own field. Thus, an N -site cluster requires to track N classical fields which will be taken to be random in time and drawn from normal distributions.

Based on these considerations, CspinDMFT works as follows

- A The quantum environment of each spin of the considered cluster is replaced by a time-dependent random classical mean-field drawn from a normal distribution.
- B The first moments of the distributions are set to zero.

C The quantum mechanical expectation values of $\mathbf{V}_i^\alpha - \mathbf{V}_j^\beta$ correlations define the second moments of the normal distributions yielding self-consistency conditions ($\alpha, \beta \in \{x, y, z\}$).

D The self-consistency conditions are solved iteratively.

The substitution in step A is analogous to what is done in spinDMFT. The justifications are given in Ref. 54. Here, we simply substitute

$$\vec{\mathbf{V}}_i \rightarrow \vec{V}_i(t) \quad (14)$$

obtaining the mean-field Hamiltonian

$$\mathbf{H}_\Gamma^{\text{mf}}(t) = \sum_{i \neq j | i, j \in \Gamma} J_{ij} \vec{\mathbf{S}}_i \cdot \vec{\mathbf{S}}_j + \sum_{i \in \Gamma} \vec{\mathbf{S}}_i \cdot \vec{V}_i(t). \quad (15)$$

The expectation values are computed by the trace over the density matrix at infinite temperature of the Hilbert space of the cluster combined with a classical average over the normal distributions of the mean-fields [54]. The required ingredient for the approach are the first and second moments of the mean-fields because they define the normal distributions.

Step C consists in relating the required moments to quantum expectation values of the corresponding environment operators. The first moments vanish due to the assumed infinite temperature

$$\overline{V_i^\alpha(t)} = \langle \mathbf{V}_i^\alpha(t) \rangle = 0. \quad (16)$$

For the second moments, we find

$$\overline{V_i^\alpha(t) V_j^\beta(0)} = \langle \mathbf{V}_i^\alpha(t) \mathbf{V}_j^\beta(0) \rangle \quad (17a)$$

$$= \sum_{p, q \notin \Gamma} J_{ip} J_{jq} \langle \mathbf{S}_p^\alpha(t) \mathbf{S}_q^\beta(0) \rangle. \quad (17b)$$

Since the spins in these expectation values are not in the cluster Γ these moments cannot be taken from the cluster calculation itself. In spinDMFT, this issue was circumvented by the following two ideas.

Any pair correlation, i.e., any correlation between two different spins, was neglected because they are suppressed by the inverse coordination number. This step was mandatory in spinDMFT because the approach does not allow for the computation of pair correlations since the effective single site problem comprises only a single spin. Obviously, CspinDMFT provides room for improvement on this aspect.

Second, in spinDMFT all autocorrelations are replaced by the autocorrelation of the considered central spin. This results from the assumption that all spins of the system are essentially equivalent. While this assumption holds in Bravais lattices, it must be questioned for inhomogeneous systems.

Returning to Eq. (17) let us replace the required, but unknown correlations by some known correlations

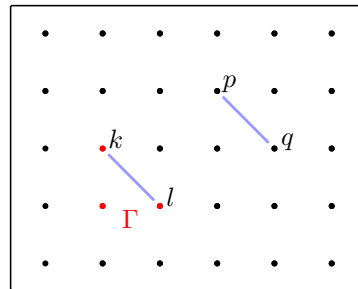


FIG. 5. Example for a correlation replica on a square lattice. Translational invariance imposes that the pair correlation between the spins p and q is identical to the pair correlation between the spins k and l so that they can be mutually substituted.

computed within the cluster similar to what is done in spinDMFT for the autocorrelation. This idea can be implemented in many different ways. For lattices an obvious approach consists in exploiting the translational invariance and to substitute out-of-cluster correlations by their exact replicas in Γ as shown exemplarily in Fig. 5, see also Appendix VIII B for details. For inhomogeneous systems, we pursue the analogous strategy by identifying approximate replicas for each out-of-cluster correlation. We call this *correlation replica approximation* (CRA) and provide its details next.

The goal of the CRA is to systematically find a representative correlation in Γ for each correlation in $\bar{\Gamma}$, where $\bar{\Gamma}$ is the complement of Γ , i.e., all spins that are not part of the cluster Γ . In mathematical terms, we look for a map

$$f : \bar{\Gamma}^2 \rightarrow \Gamma^2, \quad (18)$$

which maps index pairs $\{pq\}$ to $\{kl\}$ such that $\langle \mathbf{S}_p^\alpha(t) \mathbf{S}_q^\beta(0) \rangle$ and $\langle \mathbf{S}_k^\alpha(t) \mathbf{S}_l^\beta(0) \rangle$ are as similar as possible. Since none of the correlations is known a priori, defining such a map, which ensures the similarity of the correlations, is non-trivial. One way to tackle this issue is to resort to the couplings and the short-time behavior as a measure for similarity. In Appendix VIII, we analytically derive quantities suitable to measure similarity based on the correlation behavior around $t = 0$. Eventually, we use the following map

$$f(\{pq\}) = \begin{cases} \min_{kl \in \Gamma} |J_{pq}^2 - J_{kl}^2|, & p \neq q, \\ \min_{k \in \Gamma} |s_p - s_k|, & p = q, \end{cases} \quad \text{with} \quad (19a)$$

$$s_p := \sum_{r \neq p} J_{rp}^2. \quad (19b)$$

Strictly, autocorrelations are mapped to autocorrelations and pair correlations are mapped to pair correlations. In addition, it makes sense to define a lower cutoff for J_{pq}^2 by

$$c_{\text{cut}} =: \frac{1}{2} \min_{uv \in \Gamma} J_{uv}^2 \quad (20)$$

such that any pair correlation in $\bar{\Gamma}$ with $J_{pq}^2 < c_{\text{cut}}$ is considered too small to be relevant and hence is set to zero. This cutoff prevents that the weakest pair correlation in Γ is overly weighted in the self-consistency.

Using the map defined above, we can approximate the second moments of the mean fields according to

$$\overline{V_i^\alpha(t)V_j^\beta(0)} \approx \sum_{k,l \in \Gamma} (J_{ij,kl}^{\text{CRA}})^2 \langle \mathbf{S}_k^\alpha(t) \mathbf{S}_l^\beta(0) \rangle, \quad (21)$$

where the coupling tensor $J_{ij,kl}^{\text{CRA}}$ is defined by

$$(J_{ij,kl}^{\text{CRA}})^2 =: \sum_{\substack{p,q \notin \Gamma, \\ f(\{pq\}) = \{kl\}, \\ J_{pq}^2 > c_{\text{cut}}}} J_{ip} J_{jq} \quad (22)$$

for all $i, j, k, l \in \Gamma$. The sum runs over all index pairs $\{pq\}$ that fulfill the constraints $f(\{pq\}) = \{kl\}$ and $J_{pq}^2 > c_{\text{cut}}$.

In this way, we obtain the closure of the self-consistency by Eq. (21). We solve it numerically by iteration once the coupling tensor $J_{ij,kl}^{\text{CRA}}$ is known. For regular lattice problems the coupling tensor $J_{ij,kl}^{\text{CRAv}}$ is used instead; it is defined in Eq. (46) in Appendix VIII B.

Technical details of the numerical implementation are provided in Appendix IX. In essence, the procedure is the same as for spinDMFT [54]. In Appendix X, we illustrate that the results converge upon increasing the cluster size. The following section is devoted to the application of the introduced method to the experimental scenario of dipolar surface spins in a doubly-rotating frame.

IV. ENSEMBLE OF DIPOLAR SURFACE SPINS

Here we adapt the developed CspinDMFT to the experimental setup. We adopt the Hamiltonian (3) which fixes a large number of parameters. The remaining parameters are the positions of the spins and the global energy scale. For these, we will use the available input from experiment.

As far as the CspinDMFT is concerned we follow the steps exposed in the previous section. This leads us to the closed set of self-consistency conditions

$$\overline{V_i^\alpha(t)V_j^\beta(0)} = D^{\alpha\alpha} D^{\beta\beta} \sum_{k,l \in \Gamma} (J_{ij,kl}^{\text{CRA}})^2 \langle \mathbf{S}_k^\alpha(t) \mathbf{S}_l^\beta(0) \rangle. \quad (23)$$

They are identical to the ones in Eq. (21) except for the anisotropic prefactors $D^{\alpha\beta}$ from Eq. (5). Employing the symmetry relations (55) and inserting the prefactors, we

finally arrive at

$$\overline{V_i^x(t)V_j^x(0)} = \frac{1}{16} \sum_{k,l \in \Gamma} (J_{ij,kl}^{\text{CRA}})^2 \langle \mathbf{S}_k^x(t) \mathbf{S}_l^x(0) \rangle \quad (24a)$$

$$\overline{V_i^y(t)V_j^y(0)} = \frac{1}{4} \sum_{k,l \in \Gamma} (J_{ij,kl}^{\text{CRA}})^2 \langle \mathbf{S}_k^y(t) \mathbf{S}_l^y(0) \rangle \quad (24b)$$

$$\overline{V_i^z(t)V_j^z(0)} = \frac{1}{16} \sum_{k,l \in \Gamma} (J_{ij,kl}^{\text{CRA}})^2 \langle \mathbf{S}_k^z(t) \mathbf{S}_l^z(0) \rangle. \quad (24c)$$

The coupling tensor $J_{ij,kl}^{\text{CRA}}$ is computed from the spin positions and the dipolar coupling in the doubly-rotating frame given in Eq. (2).

In contrast to what was done in the previous section for inhomogeneous spin ensembles, the spin positions are not drawn completely at random, but there are some constraints known from the experiment

- 1) Using methodology similar to the one employed in Ref. 67, we extract the positions of the central spin and its two strongest coupled neighbors from the measurements obtaining

$$\vec{r}_1/\text{nm} =: (0.22, 0.17)^\top, \quad (\text{central spin}) \quad (25a)$$

$$\vec{r}_2/\text{nm} =: (1.7, -3.9)^\top, \quad (25b)$$

$$\vec{r}_3/\text{nm} =: (-0.1, -5.5)^\top. \quad (25c)$$

- 2) The modulus of the largest coupling to the central spin is

$$|J_{\text{max}}| = |J(r_1^- - r_2^-)| \approx 3.078 \text{ MHz} \quad (26)$$

Considering the couplings defined by Eq. (2), this defines a glover-shaped area around the central spin, in which no other spin can be located because otherwise this spin would have the largest coupling to the central spin. This is illustrated in Fig. 6.

- 3) Two spins are not allowed to have a distance smaller than

$$d_{\text{min}} \approx 1 \text{ nm}, \quad (27)$$

i.e., we assign a certain spatial extent to the surface spin wave function.

- 4) The spin density is given by [57]

$$n_0 \approx \frac{1}{64} \text{ nm}^{-2}. \quad (28)$$

Apart from these constraints, the spin positions are assumed to be random. In this way, we generate distributions such as the one in Fig. 6. In practice, we consider a square area with edge length l and the three known spin sites from 1). Subsequently, we successively draw $N - 3$ random positions in the area fulfilling the constraint on the density $N/l^2 = n_0$ as well as the constraints 2) and

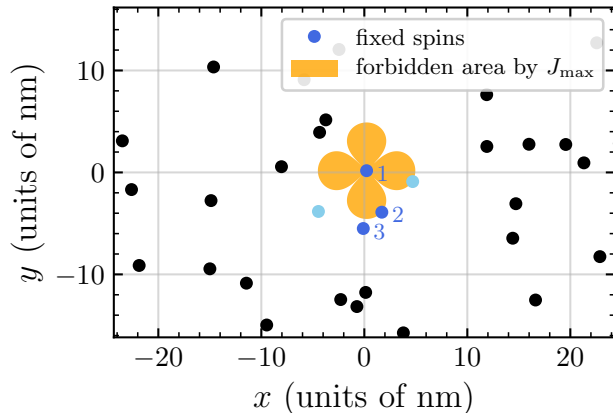


FIG. 6. Cutout of a typical distribution of spins on the surface with the central spin being No. 1 in Fig. 7. The dark blue dots correspond to the spin positions measured in experiment. The positions of the other spins are drawn randomly considering the constraints 3)-4). The two light blue spins are important for the dynamics of the central spin and, thus, are added to the cluster in the CspinDMFT simulation. The remaining spins (black) form the mean fields. We set the radii of the dots to 0.5 nm visualizing the constraint of the minimum distance 3); two dots are not allowed to overlap. Moreover, no spin can be in the orange area because otherwise another value of J_{\max} would arise.

3). For the couplings, we assume periodic boundary con-

In Fig. 7(a), we present the results for several sets of random spin positions, while the positions of the three spins 1, 2, 3 are fixed as in Eq. (25). The common feature of the longitudinal autocorrelations is a quick initial drop to some moderate value between 0.4 and 0.8 followed by a rather slow decay which can be well described by an exponential. The behavior of the transversal autocorrelations is qualitatively different. They display a quick drop to zero which is sometimes followed by one or two small revivals. Essentially, the transversal signal has disappeared after about 10 μs , i.e., on a much shorter time scale than the longitudinal signal. Furthermore, it is striking that the first drop of the longitudinal signal varies relatively strongly from configuration to configuration of spin positions. This can also be seen in the relatively large 1σ -interval of the averaged longitudinal signal. We conclude that the environment of the central spin even beyond the two closest spins, of which the positions are measured and thus given, matters considerably.

From experiment, we take that the characteristic transversal decay time T_2 is essentially determined by $1/J_{\max}$ which is in-line with the fact that this decay happens fast. In order to determine T_2 systematically we

conditions: the shortest vector connecting two spins defines their distance and thereby their coupling. This vector may cross the edges of the square. Typically, we take $l \approx 200$ nm because the coupling tensor $J_{ij,kl}^{\text{CRA}}$ is sufficiently converged for this size, i.e., it does not change significantly any more if l is increased. We stress that the computation of $J_{ij,kl}^{\text{CRA}}$ is extremely quick. The scaling of the computation is $\mathcal{O}(N_{\Gamma}^4(N - N_{\Gamma})^2)$, but this is done before solving the self-consistency and, therefore, neither affected by the Monte-Carlo averaging nor by the time discretization. Thus, it is by no means the computational bottleneck so that l could also be chosen larger.

Next, we define a cluster Γ around the central spin. According to the conclusion in Appendix X, we use the cluster-based approach derived in VII B with cluster sizes $N_{\Gamma} = 5$ to 7. Which value we actually choose is decided by comparing the strongest bond between in-cluster spins and out-of-cluster spins

$$J_{\Gamma, \text{strongest}} =: \max_{k \notin \Gamma} \sum_{i \in \Gamma} |J_{ki}|. \quad (29)$$

This bond strength is a measure for the importance of a single spin outside of the cluster on the spin dynamics within the cluster, see in Appendix X. Hence, the smaller $J_{\Gamma, \text{strongest}}$ is, the better. We adopt the cluster size with the lowest value of $J_{\Gamma, \text{strongest}}$ because we saw that cutting strong bonds by the choice of cluster deteriorates the results. Subsequently, we compute the corresponding coupling tensor $J_{ij,kl}^{\text{CRA}}$. Once this is done, all ingredients for CspinDMFT are available and the self-consistency problem is solved numerically by iteration.

fit the initial drop of the transversal signal by a Gaussian. This appears to be appropriate for the numerical results obtained by CspinDMFT, see for instance the orange curve in Fig. 8. As displayed in Fig. 7(b), the resulting times T_2 vary between 0.5 – 1.0 μs which is convincingly close to the experimental values.

To extract $T_{1\rho}$ we use an exponential fit of the longitudinal autocorrelations after some offset in time because the initial drop and its subsequent oscillations show a qualitatively different temporal behavior. The tails of the longitudinal autocorrelations, however, are very well captured by exponential fits. We obtain, that the start time of each fit hardly matters, see Fig. 7(a). Yet we observe that the values for $T_{1\rho}$ vary considerably from configuration to configuration of random spin positions. For the averaged signal, we obtain about 100 μs , but the characteristic times of single autocorrelations cover the range 10 – 400 μs . This observation underlines our above conclusion that the environment of the central spin matters strongly. Even if the positions of two close spins are fixed the behavior changes a lot from random set to random set of spin positions. This shows that the system is still far away from any self-averaging.

It is also worth mentioning that the variance of $T_{1\rho}$ becomes even larger when the positions of the closest neighbors of the central spin are also varied in the simulations. This matches qualitatively with the experimental observation of different relaxation times at different spots on the diamond surface, i.e., different geometries. Extracting spin positions from the measurement, however, forms a difficult and cumbersome task which is why we did not compare theory and experiment for other configurations.

The key observation of Fig. 7 is the large ratio between the characteristic time scales in the longitudinal and the transversal channel. There is more than one order of magnitude difference between these times in experiment, see reddish area of panel (b). The ratio in the averaged theoretical calculations even exceeds two orders of magnitude. But the individual ratios of each random set of spin positions strongly fluctuate between one to almost two orders of magnitude. Where does this large ratio stem from? In the Hamiltonian (3) there is only a factor of 2 difference between the longitudinal and transversal couplings of the spin components. We claim that it is the positional randomness which makes the difference.

To corroborate this hypothesis we present autocorrelations obtained by CspinDMFT for the Hamiltonian (3) on a *regular triangular lattice*, not on a randomly chosen set of sites. Thus, the coupling tensor entering the self-consistency conditions in Eq. (23) is changed and instead of using the CRA, we map correlations to their replicas based on translational invariance, see Appendix VIII B. Since the couplings depend on the angle φ_{ij} , see Eq. (2), the results will depend on how the reference axis for φ is placed in the lattice. We take this into account by a tilting angle φ_0 . It describes the angle between the axis set by $\varphi = 0$ and one of the axes connecting two neighboring sites of the triangular lattice. The ratio of the longitudinal and transversal time scales only takes a moderate value

$$\overline{\left(\frac{T_{1\rho}}{T_2}\right)} = 3.8(3), \quad (30)$$

where the overbar stands for an average over the tilting angle, but all angles yield essentially the same result. This is far too low in comparison to experiment. This shows that a regular set of spin positions implies a spin dynamics which is at odds with the experimental observations. We conclude that the randomness must be a pivotal element in understanding the observed spin dynamics.

The fact that outliers of very large values of $T_{1\rho}$ occur in the random ensembles is interesting in itself. It appears that there exist configurations of spins which do not interact much with their environmental spins. Hence, the eigenstates in these configurations must be well localized within the considered cluster. One may speculate that the very slow decay of certain longitudinal autocorrelations is a precursor of many-body localization. In the strict sense, true localization would imply that the autocorrelations persist, i.e., the time scale would be infinite.

On the one hand, the clusters we treat in CspinDMFT are still fairly small with up to 7 spins for the results in Fig. 7. Hence, it is possible that the decay is due to some ‘leakage’ occurring due to the approximate treatment. On the other hand, it is also conceivable that the non-infinite values of $T_{1\rho}$ reflect the true physical behavior because recent results suggest that perfect many-body localization is not generic [61, 68].

The obtained agreement between experiment and theory is good and we conclude that our approach provides a valid model for the experimental setup. Yet the agreement is not quantitatively perfect. There are three main reasons for this. The first point is that our results clearly show that the randomness of the spin positions introduces a large variability in the results. No self-averaging takes place. Furthermore, it is not fully understood whether the spin positions change in the course of time so that the experiment tends to measure averages [66]. Generally, the lack of knowledge on the whole spin systems also limits the accuracy of a theoretical description.

Second, we introduced a powerful approximate approach by extending spinDMFT to CspinDMFT. Yet it is still an approximation due to the finite cluster size which can be simulated. Thus, a part of the discrepancy between theory and experiment is likely to stem from the theoretical approximation.

Third, the theoretical description starts from the effective Hamiltonian (3). This is not the Hamiltonian realized directly on the diamond surface; rather it is the effective Hamiltonian resulting from two nested rotating wave approximations in the doubly-rotating frame. This must be realized in experiment and the measurements must take these rotating frames into account. All imperfections in field alignment and in pulse amplitude or duration will have an effect on the quantitative results. For instance, the experimental data does not start precisely at $t = 0$, but it has a certain intrinsic offset explaining why the data points in Fig. 3 do not start from 1 on the y -axis.

In view of these difficulties, the obtained agreement between experiment and theory is fully satisfactory.

V. CONCLUSIONS

In this article, we pursued two objectives. The first is methodological, namely the extension of the spin dynamic mean-field theory (spinDMFT) [54] to a cluster dynamic mean-field theory (CspinDMFT). The second is to understand the experimental finding in random dipolar spin ensembles that the longitudinal relaxation is much slower than the transversal one. In fact, the failure of spinDMFT to explain the experimental observation triggered the strive for the methodological progress.

SpinDMFT summarizes all couplings into one energy scale. This disregards any influence of the spatial positions of the spins. CspinDMFT treats the dynamics in a cluster of spins rigorously and only the cluster’s envi-

ronment is treated on a mean-field level. This improves the approximation because all processes within the cluster are dealt with exactly. Thus, the whole spatial dependence within the cluster is captured: increasing the cluster size improves the accuracy. We established systematic self-consistency conditions reaching a closed set of equations for the random, normal distributed mean fields. The convergence of CspinDMFT with increasing cluster size was found to be excellent for a regular triangular lattice. It is also good for inhomogeneous spin ensembles with randomness although the fluctuations in the spin dynamics between different sets of random positions is very high. The choice of appropriate clusters around the central spin needs careful consideration. One should avoid to “cut” strong couplings, i.e., to assign a spin to the cluster while another spin, to which it is strongly coupled, is incorporated in the mean fields. Strategies to find appropriate clusters are suggested, tested, and discussed.

The developed CspinDMFT is applied to the effective Hamiltonian in the doubly-rotating frame for a dipolar spin ensemble on the surface of diamonds at infinite temperature, i.e., for the completely disordered spin state. Experimentally, the longitudinal and transversal auto-correlations are measured. A striking mismatch between the relaxation times in these two channels is found. The ratio between the two characteristic times is larger than one order of magnitude although there is only a factor of 2 difference in the couplings. This finding is at odds with what theory based on spinDMFT predicts so that the importance of the spin positions is underlined again. Similarly, CspinDMFT for a regular lattice shows a ratio of less than 4 between the two characteristic times. This disagrees with what is found experimentally for an ensemble with random spin positions.

Hence, we are led to the conclusion that the randomness in the spin ensemble is the key ingredient explaining the strongly differing time scales. Indeed, the theoretical predictions by CspinDMFT for the ratio of time scales shows up to two orders of magnitude difference. This agrees well with the experimental results in view of the theoretical approximate treatment and the demanding experimental realization of the effective Hamiltonian in the doubly-rotating frame. Scaling arguments suggest that the difference in the time scales becomes even larger, when the temperature is reduced [31].

Moreover, the very large ratio between the time scales in the two channels found in CspinDMFT can be interpreted as a precursor of many-body localization, at least in the sense of very slow relaxation, but not of complete persistence of correlations [61]. Complete localization within the studied cluster would imply the persistence of correlations, but it is unlikely to occur in CspinDMFT because the approximation introduces temporal randomness via the mean fields.

Our findings suggest a large variety of extensions. Clearly, further experimental studies of dense spin ensembles are required to control and to understand the relevant time scales in more detail. For instance, it would be extremely instructive to examine spin ensembles in the whole range from perfect regularity, i.e., on lattices, to more and more irregular, random systems. This would allow one to make further statements on the extent of slow relaxation and perspective on many-body relaxation.

From the theoretical side, many further applications of the developed mean-field approach are obvious. Clearly, a plethora of regular and irregular geometries and spin-spin interactions can be tackled. Moreover, one can also include external time dependencies. This will require to refrain from using time translational invariance in the actual computations. Similarly, one can envisage studying systems where the parameters such as the density of spins and their interactions vary in space. Combining time and space dependence, phenomena of spin diffusion should be tractable. An intriguing long-term vision consists in the consideration of spin systems at finite temperature similar to previous studies [69, 70].

ACKNOWLEDGMENTS

We thankfully acknowledge funding by the Deutsche Forschungsgemeinschaft (DFG) in projects UH90/13-1 and UH90/14-1 as well as the DFG and the Russian Foundation for Basic Research in TRR 160. We also thank the TU Dortmund University for providing computing resources on the Linux HPC cluster (LiDO3), partially funded by the DFG in Project No. 271512359. The work at Boston University was supported by the US National Science Foundation Grant No. PHY-2014094.

-
- [1] M. A. Nielsen and I. L. Chuang, *Quantum Computation and Quantum Information* (Cambridge University Press, Cambridge, 2000).
- [2] T. D. Ladd, F. Jelezko, R. Laflamme, Y. Nakamura, C. Monroe, and J. L. O’Brien, Quantum computers, *Nature* **464**, 45 (2010).
- [3] I. Bloch, J. Dalibard, and W. Zwerger, Many-body physics with ultracold gases, *Review of Modern Physics* **80**, 885 (2008).
- [4] R. Blatt and C. F. Roos, Quantum simulations with trapped ions, *Nature Physics* **8**, 277 (2012).
- [5] J. Koch, T. M. Yu, J. Gambetta, A. A. Houck, D. I. Schuster, J. Majer, A. Blais, M. H. Devoret, S. M. Girvin, and R. J. Schoelkopf, Charge-insensitive qubit design derived from the Cooper pair box, *Physical Review A* **76**, 042319 (2007).
- [6] R. Barends, J. Kelly, A. Megrant, A. Veitia, D. Sank, E. Jeffrey, T. C. White, J. Mutus, A. G. Fowler, B. Campbell, Y. Chen, Z. Chen, B. Chiaro, A. Dunsworth, C. Neill, P. O’Malley, P. Roushan,

- A. Vainsencher, J. Wenner, A. N. Korotkov, A. N. Cleland, and J. M. Martinis, Superconducting quantum circuits at the surface code threshold for fault tolerance, *Nature* **508**, 500 (2014).
- [7] M. W. Doherty, N. B. Manson, P. Delaney, F. Jelezko, J. Wrachtrup, and L. C. L. Hollenberg, The nitrogen-vacancy colour centre in diamond, *Physics Reports* **528**, 10.1016/j.physrep.2013.02.001 (2013).
- [8] R. Schirhagl, K. Chang, M. Loretz, and C. L. Degen, Nitrogen-Vacancy Centers in Diamond: Nanoscale Sensors for Physics and Biology, *Annual Review of Physical Chemistry* **65**, 83 (2014).
- [9] A. Sipahigil, R. E. Evans, D. D. Sukachev, M. J. Burek, J. Borregaard, M. K. Bhaskar, C. T. Nguyen, J. L. Pacheco, H. A. Atikian, C. Meuwly, R. M. Camacho, F. Jelezko, E. Bielejec, H. Park, M. Lončar, and M. D. Lukin, An integrated diamond nanophotonics platform for quantum-optical networks, *Science* **354**, 847 (2016).
- [10] G. A. Alvarez, D. Suter, and R. Kaiser, Localization-delocalization transition in the dynamics of dipolar-coupled nuclear spins, *Science* **349**, 846 (2015).
- [11] K. X. Wei, C. Ramanathan, and P. Cappellaro, Exploring Localization in Nuclear Spin Chains, *Physical Review Letters* **120**, 070501 (2018).
- [12] L. Schlipf, T. Oeckinghaus, K. Xu, D. B. R. Dasari, A. Zappe, F. F. de Oliveira, B. Kern, M. Azarkh, M. Drescher, M. Ternes, K. Kern, J. Wrachtrup, and A. Finkler, A molecular quantum spin network controlled by a single qubit, *Science Advances* **3**, e1701116 (2017).
- [13] T. H. Taminiau, J. Cramer, T. van der Sar, V. V. Dobrovitski, and R. Hanson, Universal control and error correction in multi-qubit spin registers in diamond, *Nature Nanotechnology* **9**, 171 (2014).
- [14] S. Gopalakrishnan, K. Agarwal, E. A. Demler, D. A. Huse, and M. Knap, Griffiths effects and slow dynamics in nearly many-body localized systems, *Physical Review B* **93**, 134206 (2016).
- [15] A. L. Burin, Energy delocalization in strongly disordered systems induced by the long-range many-body interaction (2006), arXiv:cond-mat/0611387 [cond-mat].
- [16] N. Y. Yao, C. R. Laumann, S. Gopalakrishnan, M. Knap, M. Müller, E. A. Demler, and M. D. Lukin, Many-body localization in dipolar systems, *Physical Review Letters* **113**, 243002 (2014).
- [17] P. Jurcevic, B. P. Lanyon, P. Hauke, C. Hempel, P. Zoller, R. Blatt, and C. F. Roos, Quasiparticle engineering and entanglement propagation in a quantum many-body system, *Nature* **511**, 202 (2014).
- [18] P. Richerme, Z. X. Gong, A. Lee, C. Senko, J. Smith, M. Foss-Feig, S. Michalakis, A. V. Gorshkov, and C. Monroe, Non-local propagation of correlations in quantum systems with long-range interactions, *Nature* **511**, 198 (2014).
- [19] M. F. Parsons, A. Mazurenko, C. S. Chiu, G. Ji, D. Greif, and M. Greiner, Site-resolved measurement of the spin-correlation function in the Fermi-Hubbard model, *Science* **353**, 1253 (2016).
- [20] J. Zhang, P. W. Hess, A. Kyprianidis, P. Becker, A. Lee, J. Smith, G. Pagano, I. D. Potirniche, A. C. Potter, A. Vishwanath, N. Y. Yao, and C. Monroe, Observation of a Discrete Time Crystal, *Nature* **543**, 217 (2017).
- [21] S. Choi, J. Choi, R. Landig, G. Kucsko, H. Zhou, J. Isoya, F. Jelezko, S. Onoda, H. Sumiya, V. Khemani, C. von Keyserlingk, N. Y. Yao, E. Demler, and M. D. Lukin, Observation of discrete time-crystalline order in a disordered dipolar many-body system, *Nature* **543**, 221 (2017).
- [22] A. Keesling, A. Omran, H. Levine, H. Bernien, H. Pichler, S. Choi, R. Samajdar, S. Schwartz, P. Silvi, S. Sachdev, P. Zoller, M. Endres, M. Greiner, V. Vuletić, and M. D. Lukin, Quantum Kibble-Zurek mechanism and critical dynamics on a programmable Rydberg simulator, *Nature* **568**, 207 (2019).
- [23] M. Rispoli, A. Lukin, R. Schittko, M. E. Kim, S. and Tai, J. Léonard, and M. Greiner, Quantum critical behaviour at the many-body localization transition, *Nature* **573**, 385 (2019).
- [24] S. Ebadi, T. T. Wang, H. Levine, A. Keesling, G. Semeghini, A. Omran, D. Bluvstein, R. Samajdar, H. Pichler, W. W. Ho, S. Choi, S. Sachdev, V. Greiner, M. and Vuletić, and M. D. Lukin, Quantum phases of matter on a 256-atom programmable quantum simulator, *Nature* **595**, 227 (2021).
- [25] J. Smith, A. Lee, P. Richerme, B. Neyenhuis, P. W. Hess, P. Hauke, M. Heyl, D. A. Huse, and C. Monroe, Many-body localization in a quantum simulator with programmable random disorder, *Nature Physics* **12**, 907 (2016).
- [26] J.-y. Choi, S. Hild, J. Zeiher, A. Schauß, P. and Rubio-Abadal, T. Yefsah, V. Khemani, D. A. Huse, I. Bloch, and C. Gross, Exploring the many-body localization transition in two dimensions., *Science* **352**, 1547 (2016).
- [27] G. Kucsko, S. Choi, J. Choi, P. C. Maurer, H. Zhou, R. Landig, H. Sumiya, S. Onoda, J. Isoya, F. Jelezko, E. Demler, N. Y. Yao, and M. D. Lukin, Critical thermalization of a disordered dipolar spin system in diamond, *Physical Review Letters* **121**, 023601 (2018).
- [28] M. Schreiber, S. S. Hodgman, P. Bordia, H. P. Lüschen, M. H. Fischer, R. Vosk, E. Altman, U. Schneider, and I. Bloch, Observation of many-body localization of interacting fermions in a quasirandom optical lattice, *Science* **349**, 842 (2015).
- [29] A. M. Kaufman, M. E. Tai, A. Lukin, M. Rispoli, R. Schittko, P. Preiss, and M. Greiner, Quantum thermalization through entanglement in an isolated many-body system, *Science* **353**, 794 (2016).
- [30] E. J. Davis, B. Ye, F. Machado, S. A. Meynell, W. Wu, T. Mittiga, W. Schenken, M. Joos, B. Kobrin, Y. Lyu, Z. Wang, D. Bluvstein, S. Choi, C. Zu, A. C. B. Jayich, and N. Y. Yao, Probing many-body dynamics in a two-dimensional dipolar spin ensemble, *Nature Physics* **15**, 836 (2023).
- [31] R. Nandkishore and S. Gopalakrishnan, Lifetimes of local excitations in disordered dipolar quantum systems, *Physical Review B* **103**, 134423 (2021).
- [32] C. Artiago, F. Balducci, and A. Scardicchio, Signatures of many-body localization in the dynamics of two-level systems in glasses, *Physical Review B* **103**, 214205 (2021).
- [33] C. Zu, F. Machado, B. Ye, S. Choi, B. Kobrin, T. Mittiga, S. Hsieh, P. Bhattacharyya, M. Markham, D. Twitchen, A. Jarmola, D. Budker, C. R. Laumann, J. E. Moore, and N. Y. Yao, Emergent hydrodynamics in a strongly interacting dipolar spin ensemble, *Nature* **597**, 45 (2021).
- [34] P. Peng, B. Ye, N. Y. Yao, and P. Cappellaro, Exploiting disorder to probe spin and energy hydrodynamics, *Nature Physics* **19**, 1027 (2023).
- [35] L. S. Martin, H. Zhou, N. T. Leitaó, N. Maskara, O. Makarova, H. Gao, Q.-Z. Zhu, M. Park, M. Tyler,

- H. Park, S. Choi, and M. D. Lukin, Controlling Local Thermalization Dynamics in a Floquet-Engineered Dipolar Ensemble, *Physical Review Letters* **130**, 210403 (2023).
- [36] J. Cardellino, N. Scozzaro, M. Herman, A. J. Berger, C. Zhang, K. C. Fong, C. Jayaprakash, D. V. Pelekhov, and P. C. Hammel, The effect of spin transport on spin lifetime in nanoscale systems, *Nature Nanotechnology* **9**, 343 (2014).
- [37] P. W. Anderson, Absence of diffusion in certain random lattices, *Physical Review* **109**, 1492 (1958).
- [38] H. Tal-Ezer and R. Kosloff, An accurate and efficient scheme for propagating the time dependent Schrödinger equation, *Journal of Chemical Physics* **81**, 3967 (1984).
- [39] A. Weiße, G. Wellein, A. Alvermann, and H. Fehske, The kernel polynomial method, *Review of Modern Physics* **78**, 275 (2006).
- [40] U. Schollwöck, The density-matrix renormalization group, *Review of Modern Physics* **77**, 259 (2005).
- [41] D. Stanek, C. Raas, and G. S. Uhrig, Dynamics and decoherence in the central spin model in the low-field limit, *Physical Review B* **88**, 155305 (2013).
- [42] G. Chen, D. L. Bergman, and L. Balents, Semiclassical dynamics and long-time asymptotics of the central-spin problem in a quantum dot, *Physical Review B* **76**, 045312 (2007).
- [43] A. Polkovnikov, Phase space representation of quantum dynamics, *Annals of Physics* **325**, 1790 (2010).
- [44] D. Stanek, C. Raas, and G. S. Uhrig, From quantum-mechanical to classical dynamics in the central-spin model, *Physical Review B* **90**, 064301 (2014).
- [45] S. M. Davidson and A. Polkovnikov, $SU(3)$ semiclassical representation of quantum dynamics of interacting spins, *Physical Review Letters* **114**, 045701 (2015).
- [46] B. Zhu, A. M. Rey, and J. Schachenmayer, A generalized phase space approach for solving quantum spin dynamics, *New Journal of Physics* **21**, 082001 (2019).
- [47] J. Dubois, U. Saalman, and J. M. Rost, Semi-classical Lindblad master equation for spin dynamics, *Journal of Physics A: Mathematical and Theoretical* **54**, 235201 (2021).
- [48] W. M. Witzel, R. de Sousa, and S. Das Sarma, Quantum theory of spectral-diffusion-induced electron spin decoherence, *Physical Review B* **72**, 161306(R) (2005).
- [49] W. M. Witzel and S. Das Sarma, Quantum theory for electron spin decoherence induced by nuclear spin dynamics in semiconductor quantum computer architectures: Spectral diffusion of localized electron spins in the nuclear solid-state environment, *Physical Review B* **74**, 035322 (2006).
- [50] L. P. Lindoy and D. E. Manolopoulos, Simple and accurate method for central spin problems, *Physical Review Letters* **120**, 220604 (2018).
- [51] S. K. Saikin, W. Yao, and L. J. Sham, Single-electron spin decoherence by nuclear spin bath: Linked-cluster expansion approach, *Physical Review B* **75**, 125314 (2007).
- [52] W. Yang and R.-B. Liu, Quantum many-body theory of qubit decoherence in a finite-size spin bath, *Physical Review B* **78**, 085315 (2008).
- [53] W. Yang and R.-B. Liu, Quantum many-body theory of qubit decoherence in a finite-size spin bath. II. Ensemble dynamics, *Physical Review B* **79**, 115320 (2009).
- [54] T. Gräßer, P. Bleicker, D.-B. Hering, M. Yarmohammadi, and G. S. Uhrig, Dynamic mean-field theory for dense spin systems at infinite temperature, *Physical Review Research* **3**, 043168 (2021).
- [55] A. Georges, G. Kotliar, W. Krauth, and M. J. Rozenberg, Dynamical mean-field theory of strongly correlated fermion systems and the limit of infinite dimensions, *Review of Modern Physics* **68**, 13 (1996).
- [56] G. Kotliar, S. Y. Savrasov, G. Pálsson, and G. Biroli, Cellular dynamical mean field approach to strongly correlated systems, *Physical Review Letters* **87**, 186401 (2001).
- [57] K. Rezai, S. Choi, M. D. Lukin, and A. O. Sushkov, Probing dynamics of a two-dimensional dipolar spin ensemble using single qubit sensor (2022), arXiv:2207.10688 [quant-ph].
- [58] R. Nandkishore and D. A. Huse, Many-body localization and thermalization in quantum statistical mechanics, *Annual Review of Condensed Matter Physics* **6**, 15 (2015).
- [59] E. Altman, Many-body localization and quantum thermalization, *Nature Physics* **14**, 979 (2018).
- [60] D. A. Abanin, E. Altman, I. Bloch, and M. Serbyn, Colloquium: Many-body localization, thermalization, and entanglement, *Review of Modern Physics* **91**, 021001 (2019).
- [61] F. Evers and S. Bera, The internal clock of many-body (de-)localization (2023), arXiv:2302.11384 [cond-mat].
- [62] B. Grotz, J. Beck, P. Neumann, B. Naydenov, R. Reuter, F. Reinhard, F. Jelezko, J. Wrachtrup, D. Schweinfurth, B. Sarkar, and P. Hemmer, Sensing external spins with nitrogen-vacancy diamond, *New Journal of Physics* **13**, 055004 (2011).
- [63] M. S. Grinolds, M. Warner, K. D. Greve, Y. Dovzhenko, L. Thiel, R. L. Walsworth, S. Hong, P. Maletinsky, and A. Yacoby, Subnanometre resolution in three-dimensional magnetic resonance imaging of individual dark spins, *Nature Nanotechnology* **9**, 279 (2014).
- [64] S. Sangtawesin, B. L. Dwyer, S. Srinivasan, J. J. Allred, L. V. H. Rodgers, K. De Greve, A. Stacey, N. Dontschuk, K. M. O'Donnell, D. Hu, D. A. Evans, C. Jaye, D. A. Fischer, M. L. Markham, D. J. Twitchen, H. Park, M. D. Lukin, and N. P. de Leon, Origins of Diamond Surface Noise Probed by Correlating Single-Spin Measurements with Surface Spectroscopy, *Physical Review X* **9**, 031052 (2019).
- [65] A. Stacey, N. Dontschuk, J.-P. Chou, D. A. Broadway, A. K. Schenk, M. J. Sear, J.-P. Tetienne, A. Hoffman, S. Praver, C. I. Pakes, A. Tadich, N. P. de Leon, A. Gali, and L. C. L. Hollenberg, Evidence for Primal sp^2 Defects at the Diamond Surface: Candidates for Electron Trapping and Noise Sources, *Advanced Materials Interfaces* **6**, 1801449 (2019).
- [66] B. L. Dwyer, L. V. H. Rodgers, E. K. Urbach, D. Bluvstein, S. Sangtawesin, H. Zhou, Y. Nassab, M. Fitzpatrick, Z. Yuan, K. De Greve, E. L. Peterson, H. Knowles, T. Sumarac, J.-P. Chou, A. Gali, V. V. Dobrovitski, M. D. Lukin, and N. P. de Leon, Probing spin dynamics on diamond surfaces using a single quantum sensor, *PRX Quantum* **3**, 040328 (2022).
- [67] A. O. Sushkov, I. Lovchinsky, N. Chisholm, R. L. Walsworth, H. Park, and M. D. Lukin, Magnetic resonance detection of individual proton spins using quantum reporters, *Physical Review Letters* **113**, 197601 (2014).
- [68] D. Sels and A. Polkovnikov, Thermalization of dilute impurities in one-dimensional spin chains, *Physical Review X* **13**, 011041 (2023).

- [69] D. R. Grempel and M. J. Rozenberg, Fluctuations in a Quantum Random Heisenberg Paramagnet, *Physical Review Letters* **80**, 389 (1998).
- [70] A. Georges, O. Parcollet, and S. Sachdev, Mean Field Theory of a Quantum Heisenberg Spin Glass, *Physical Review Letters* **85**, 840 (2000).
- [71] A. Laraoui, F. Dolde, C. Burk, F. Reinhard, J. Wrachtrup, and C. A. Meriles, High-resolution correlation spectroscopy of ^{13}C spins near a nitrogen-vacancy centre in diamond, *Nat. Comm.* **4**, 1651 (2013).
- [72] A. Alvermann and H. Fehske, High-order commutator-free exponential time-propagation of driven quantum systems, *Journal of Computational Physics* **230**, 5930 (2011).

VI. EXPERIMENTAL CONSIDERATIONS

A near-surface nitrogen-vacancy (NV) center in diamond probes the dynamics of the surface spin system Fig. 1. NV centers are optically initiated and read out by laser pulses delivered via a confocal microscopy setup. Radiofrequency pulses that drive the NV center and surface spin transitions are delivered by a transmission line fabricated on a glass coverslip, on top of which the diamond sits. A bias magnetic field of order 1000 G enables independent addressing of the NV spin and surface spin transitions by using different resonant RF tones, and all measurements take place at room temperature.

The dipolar coupling strength between the NV center and the surface spins is extracted from the double electron-electron resonance (DEER) measurement. We limit this study to the case of one surface spin dominating the coupling with the NV center. In order to extract the positions of the three strongest coupled surface spins to the NV center, we perform DEER measurements at low external magnetic field, varying the azimuthal angle the external magnetic field makes with the NV axis. This modulates the dipolar interaction strength between the NV center and each surface spin, and by using methods similar to those used in 67, we are able to extract likely locations for these spins.

Each measurement presented in this work consists of a series of pulse sequences, which correlate the NV and central spin evolution, surrounded by NV optical spin polarization and readout steps. With this sequence, the NV center measures autocorrelation functions of the central surface spin $\langle S_i^{x,y,z}(t)S_i^{x,y,z}(0) \rangle$, where the time t and the measured spin projection depend on the pulses applied during the evolution interval [71].

In this work, we consider measurements of the longitudinal and transverse spin autocorrelations within the doubly rotating frame. The transverse spin autocorrelation $\langle S_i^x(t)S_i^x(0) \rangle$ is extracted from a surface spin Hahn echo (T_2) measurement (Fig. 3(a)), where the relaxation rate is directly related to the strength of the dipolar interaction of the central surface spin with nearby surface spins ($1/J_{\max} = T_2$). In the doubly rotating frame, the longitudinal spin autocorrelation $\langle S_i^y(t)S_i^y(0) \rangle$ is ex-

tracted from a surface spin $T_{1\rho}$ measurement (Fig. 3 (b)), taken at a drive strength Ω_y^S much greater than the strength of on-site local magnetic fields.

VII. STRATEGIES TO DEFINE THE CLUSTER

In this appendix, we discuss strategies for choosing the cluster around the central spin in case of an inhomogeneous system of spins. The aim is to optimize the convergence of CspinDMFT by including the most important spins in the cluster so that their dynamics is treated exactly. Whether a spin is important or not is quantified by its contributions to the mean fields. We present two different strategies to pursue this goal. To be specific, we consider the isotropic Heisenberg model with $S = \frac{1}{2}$. But the arguments can straightforwardly be extended to more general couplings as well.

A. Central-spin-based strategy

The first strategy is motivated by the general aim of CspinDMFT to find a good approximation for the dynamics of the spin under study, the so-called *central* spin. Accordingly, it is plausible to treat the spins in the immediate vicinity exactly in the cluster because they are most strongly coupled. To this end, we aim at making the mean field of the central spin as small as possible. Since we do not want to run demanding numerical simulations *before* the cluster is defined we choose the initial moments as criterion for the size and importance of the mean field. Since the first moment vanishes due to the assumed initial disordered spin state reflecting infinite temperature, we consider the second moment. It is given by

$$v_{1,\Gamma}^\alpha(0) =: \overline{V_{1,\Gamma}^\alpha(0)V_{1,\Gamma}^\alpha(0)} \quad (31a)$$

$$= \frac{1}{4} \sum_{p \neq \Gamma} J_{1p}^2 > 0, \quad (31b)$$

where 1 is the index of the central spin and Γ is the currently considered cluster. Next, we extend the cluster by an additional spin with index k according to

$$\Gamma \rightarrow \Gamma' = \Gamma \cup \{k\}. \quad (32)$$

The optimum choice of k is the one that minimizes this second moment. Minimizing $v_{1,\Gamma'}^\alpha(0)$ with respect to k corresponds to maximizing the difference

$$\Delta_{\Gamma\Gamma'}^\alpha =: v_{1,\Gamma}^\alpha(0) - v_{1,\Gamma'}^\alpha(0) = \frac{1}{4} J_{1k}^2 > 0. \quad (33)$$

Hence, the spins to be added to the cluster should be determined from searching the maximum modulus of couplings to the central spin. This does not need to be done iteratively, but one can simply choose the $N - 1$ spins which are most strongly coupled to the central spin. This is the central-spin-based strategy.

B. Cluster-based strategy

An alternative approach aims at minimizing all mean fields of the cluster simultaneously. To this end, we consider the sum of the second moments

$$v_{\Gamma}^{\alpha}(0) =: \sum_{i,j \in \Gamma} \overline{V_{i,\Gamma}^{\alpha}(0) V_{j,\Gamma}^{\alpha}(0)} \quad (34)$$

$$= \frac{1}{4} \sum_{i,j \in \Gamma} \sum_{p,q \notin \Gamma} J_{ip} J_{jq}. \quad (35)$$

If the couplings are positive, minimizing $v_{\Gamma}^{\alpha}(0)$ with respect to the added spin k means maximizing the difference

$$\Delta_{\Gamma}^{\alpha} := v_{\Gamma}^{\alpha}(0) - v_{\Gamma'}^{\alpha}(0) \quad (36a)$$

$$= \frac{1}{4} \sum_{i,j \in \Gamma} J_{ik} J_{jk} = \left(\frac{1}{2} \sum_{i \in \Gamma} J_{ik} \right)^2 > 0. \quad (36b)$$

Thus, the next spin to be added can be determined from searching the maximum of the modulus of the linear sum of the couplings to all spins in the cluster Γ . In the experimental scenario in Sec. IV, however, the couplings become negative for half of the orientations of the distance vector. Therefore, contributions of different spins sometimes cancel one another in the linear sum of the couplings so that this sum is not a good measure for the actual ‘‘importance’’ of a spin to the cluster. For this reason, we recommend to maximize the linear sum of the *moduli* of the couplings instead. From our experience, this results in more appropriate clusters.

The results stemming from the two strategies are shown and compared in Appendix X. Altogether, we find slight advantages for the cluster-based strategy.

VIII. MAPPING OF OUT-OF-CLUSTER CORRELATIONS TO IN-CLUSTER CORRELATIONS

In this appendix, we discuss the identification of out-of-cluster correlations with in-cluster correlations which is needed to close the self-consistency problem in Eq. (17).

A. Inhomogeneous systems

For the inhomogeneous system, we introduce the correlation replica approximation CRA which approximates correlations outside the cluster by correlations inside the cluster. For this purpose, the correlations are classified according to their short-time behavior as derived here. We consider the general correlation

$$g_{pq}^{\gamma\rho}(t) =: \langle \mathbf{S}_p^{\gamma}(t) \mathbf{S}_q^{\rho}(0) \rangle, \quad (37)$$

in the isotropic Heisenberg model with $S = \frac{1}{2}$ defined by the Hamiltonian

$$\mathcal{H} = \frac{1}{2} \sum_{i \neq j, \alpha} J_{ij} \mathbf{S}_i^{\alpha} \mathbf{S}_j^{\alpha}, \quad (38)$$

with arbitrary, but fixed couplings J_{ij} . At $t = 0$, the correlation is given by

$$g_{pq}^{\gamma\rho}(0) = \frac{1}{4} \delta_{\gamma\rho} \delta_{pq}. \quad (39)$$

This result already provides important information for finding correlation replicas: autocorrelations take their maximum value at $t = 0$ given by $\frac{1}{4}$ while pair correlations vanish. Therefore, the most important characteristic is whether p and q are equal or not. The first temporal derivative

$$\frac{dg_{pq}^{\gamma\rho}}{dt}(0) = 0 \quad (40)$$

vanishes for all p, q and does not provide helpful information. The second derivative reads

$$\frac{d^2 g_{pq}^{\gamma\rho}}{dt^2}(t) = -\langle [\mathbf{H}, [\mathbf{H}, \mathbf{S}_p^{\gamma}]](t) \mathbf{S}_q^{\rho}(0) \rangle \quad (41a)$$

$$= \langle [\mathbf{H}, \mathbf{S}_p^{\gamma}](t) [\mathbf{H}, \mathbf{S}_q^{\rho}](0) \rangle. \quad (41b)$$

The commutator with the Hamiltonian yields

$$[\mathbf{H}, \mathbf{S}_p^{\gamma}] = i \sum_{i, i \neq p} \sum_{\alpha\beta} J_{pi} \epsilon^{\alpha\gamma\beta} \mathbf{S}_i^{\alpha} \mathbf{S}_p^{\beta} \quad (42a)$$

which we insert in (41b) to obtain

$$\frac{d^2 g_{pq}^{\gamma\rho}}{dt^2}(0) = -\frac{\delta_{\gamma\rho}}{8} \delta_{pq} \sum_{q \neq p} J_{pq}^2 + \frac{\delta_{\gamma\rho}}{8} (1 - \delta_{pq}) J_{pq}^2. \quad (43)$$

The prefactor $\delta_{\gamma\rho}$ implies that the second derivative contributes only for $\gamma = \rho$. Here this is no caveat because any correlation with $\gamma \neq \rho$ vanishes in the isotropic Heisenberg model at infinite temperature. For other models, this point might be worth reconsidering. Here, we can simply reduce the crucial quantities to

$$s_p =: \sum_{q \neq p} J_{pq}^2 \quad (44)$$

for the autocorrelations and to J_{pq}^2 for pair correlations with $p \neq q$. Thus, we assess the similarity of correlations on the basis of the similarity of s_p for autocorrelations and on the basis of the similarity of J_{pq}^2 for pair correlations. We use these characteristics also for the anisotropic model in Sect. IV.

B. Regular lattice systems

For regular systems with translational invariance, the mapping of the correlations in Eq. (17) is much easier.

We discuss a systematic mapping restricting ourselves to Bravais lattices. The extension to crystal lattice with several atoms in the unit cell is straightforward.

Each site of the lattice is completely equivalent. Hence, all autocorrelations and all pair correlations with the same distance vector \vec{r}_{pq} are equal. CspinDMFT breaks the translational symmetry by singling out the cluster. So the contribution of the mean fields varies from site to site in Γ and so do the correlation functions. This leads to ambiguities in finding the correlation replicas: for instance, the autocorrelation in the lattice can be represented by N_Γ different autocorrelations in Γ which need not be exactly the same. Here N_Γ is the number of sites in the cluster.

A good way to deal with the ambiguity is to approximate the unknown out-of-cluster correlation with the distance vector \vec{r}_{kl} by the average of all in-cluster correlations with the same distance vectors

$$\langle \mathbf{S}_p^\alpha(t) \mathbf{S}_q^\beta(0) \rangle \approx \frac{1}{N_{kl}} \sum_{\substack{k,l \in \Gamma, \\ \vec{r}_{kl} = \vec{r}_{pq}}} \langle \mathbf{S}_k^\alpha(t) \mathbf{S}_l^\beta(0) \rangle. \quad (45)$$

The sum runs over all index pairs k, l with $\vec{r}_{kl} = \vec{r}_{pq}$, that is, all N_{kl} correlation replicas within the cluster Γ . Then, the coupling tensor in Eq. (21) reads

$$(J_{ij,kl}^{\text{CRav}})^2 = \frac{1}{N_{kl}} \sum_{\substack{p,q \in \Gamma, \\ \vec{r}_{pq} = \vec{r}_{kl}}} J_{ip} J_{jq}, \quad (46)$$

where CRav stands for *correlation replica average*.

There are other options as well, for instance using the correlations involving the central spin because one may expect that the dynamics of this spin is captured best. Our checks revealed that this alternative affects the spin dynamics hardly because (i) the correlations in Γ with the same \vec{r}_{kl} do not differ much and (ii) because the final results are not very sensitive to small variations in the temporal behavior of the mean fields.

IX. NUMERICAL DETAILS

Here we discuss several aspects of the numerical implementation and point out technical issues and how they can be dealt with.

A. Implementation and numerical resources

The implementation of the self-consistency problem is close to that of spinDMFT which is why we refer to the corresponding section in Ref. [54]. Clearly, the numerical effort for CspinDMFT is significantly larger in several steps. First, the dimension of the covariance matrix built from the second moments of the mean fields becomes larger by the factor N_Γ because each site in the cluster has its own mean field. Second, the computation of the

quantum expectation values is more demanding since the dimension of the Hilbert space is $(2S+1)^{N_\Gamma}$ in the cluster instead of only $2S+1$. Third, one has to compute N_Γ^2 times more spin-spin correlations in each iteration step to close the self-consistency. This factor can be reduced to $N_\Gamma(N_\Gamma+1)/2$ by making use of time-reversal invariance. Fortunately, we still observe a fast convergence of the self-consistency iteration for CspinDMFT within only 3-5 steps. For typical numerical parameters (200 time steps and 10^4 mean-field samples), cluster sizes up to $N_\Gamma = 6$ require moderate numerical resources, e.g., the run time is ≈ 50 core hours.

Finally, we emphasize the strong advantage of employing commutator-free exponential time (CFET) propagation to compute time evolution operators [72]. Especially in the considered inhomogeneous systems, spatially close spins are strongly coupled and thus display fast oscillations. Counterintuitively, these oscillations need not be resolved by fine time steps when using CFET propagation because the dynamics induced by the time-independent part of the Hamiltonian is captured exactly. Only the oscillations in the time-dependent mean fields have to be resolved to prevent numerical errors stemming from too coarse time discretization.

B. Definiteness of the covariance matrix

The substitution of quantum operators by classical Gaussian variables entails a numerical subtlety. To be able to interpret the quantum expectation values as matrix elements of a covariance matrix, symmetry and positive semi-definiteness are necessary. Due to the considered infinite temperature, symmetry

$$\langle \mathbf{V}_i^\alpha(t) \mathbf{V}_j^\beta(0) \rangle = \langle \mathbf{V}_j^\beta(0) \mathbf{V}_i^\alpha(t) \rangle \quad (47)$$

is always ensured. Positive semi-definiteness can be verified by summing the mean-field correlations with arbitrary real-valued coefficients λ over all occurring indices according to

$$\sum_{i,j,\alpha,\beta,t,t'} \langle \mathbf{V}_i^\alpha(t) \mathbf{V}_j^\beta(t') \rangle \lambda_{i,\alpha,t} \lambda_{j,\beta,t'} \geq 0, \quad (48)$$

where the time is also discretized so that the sum is well-defined. Re-writing this expression as

$$\begin{aligned} & \sum_{i,j,\alpha,\beta,t,t'} \langle \mathbf{V}_i^\alpha(t) \mathbf{V}_j^\beta(t') \rangle \lambda_{i,\alpha,t} \lambda_{j,\beta,t'} \\ &= \left\langle \left(\sum_{i,\alpha,t} \mathbf{V}_i^\alpha(t) \lambda_{i,\alpha,t} \right)^2 \right\rangle \geq 0 \end{aligned} \quad (49)$$

its non-negativity is obvious. Note that the basis for this conclusion is that the covariance is indeed a product of the two independent environment operators.

But employing an approximation to the right hand side of Eq. (17b) such as the CRA leading to Eq. (22) or

Eq. (46) one realizes that this is no longer the case because coupling tensor $J_{ij,kl}^{\text{CRA}}$ cannot be split into the product of two independent sums over k and l , see Eq. (21). Thus, the non-negativity of the approximate covariance matrix cannot and is not guaranteed.

One way to quantify the violation of positive semi-definiteness due to the CRA is to measure the ratio of the sum of all negative eigenvalues of the covariance matrix over the sum of all positive eigenvalues μ_i , i.e.,

$$r = \frac{\sum_{\mu_i < 0} |\mu_i|}{\sum_{\mu_i > 0} \mu_i}. \quad (50)$$

For the eigenvalues of the matrix with matrix elements $\sum_{k,l \in \Gamma} \left(J_{ij,kl}^{\text{CRA}} \right)^2$ we find $r \approx 0.6$ which seems to indicate a strong violation of positive definiteness. But the relevant covariance matrix includes the spin-spin correlations, see Eq. (21). The inclusion of these correlations reduces r considerably. Thus, one can set the remaining negative eigenvalues to zero so that the resulting matrix can be taken as covariance matrix of a normal distribution.

To assess the influence of this truncation in the numerical simulations, we track r in the final iteration step to check whether the truncation is justified and the obtained results are reliable. From our experience, the violations of positive semi-definiteness become relevant only in the inhomogeneous systems. Here, the violations are sometimes $r \gtrsim 0.1$; we observed this in one out of 90 random sets of the spin positions. For all practical purposes, this is still tolerable. To show this, we exemplarily compare the results for a random set of positions with $r \approx 0.1$, where we (a) truncate all negative eigenvalues to zero and (b) replace all negative eigenvalues by their absolute value. Fig. 9 depicts both results and the differences are still extremely small for the central spin (spin 1). For the outermost spin of the cluster (spin 6), the differences are larger. This is not surprising since the truncation affects the mean fields in the first place which are stronger for the spins at the border of the cluster. For violations far beyond $r \approx 0.1$ the obtained data might not be reliable, but we did not observe such cases.

C. Numerical error sources

Several numerical errors emerge in the numerical evaluation of the self-consistency problem. As in the original spinDMFT [54], we have a statistical error due to the Monte-Carlo sampling, an error from the time-discretization as well as a self-consistency error resulting from terminating after a small number of the iterations.

The statistical error of a spin correlation $g_{ij}^{\alpha\beta}(t)$ is given by

$$\sigma \left(g_{ij}^{\alpha\beta}(t) \right) = \frac{1}{\sqrt{M}} \sigma \left(g_{ij}^{\alpha\beta} \left(t, \vec{\mathcal{V}} \right) \right) \quad (51)$$

where M is the sample size and $\vec{\mathcal{V}}$ stands for a single mean-field sample. We conservatively estimate the single-sample standard deviation by

$$\sigma \left(g_{ij}^{\alpha\beta} \left(t, \vec{\mathcal{V}} \right) \right) = \frac{1}{4\sqrt{3}} \quad (52)$$

in accordance with the results in Ref. 54. Current numerical simulations indicate, that this value becomes smaller if the cluster size is increased. Harnessing this effect can considerably improve the performance.

The error from the time-discretization is difficult to analyze because it strongly depends on the considered system and geometry. To compute time-evolution operators, we use CFETs of order 2 and integrate with the trapezoidal rule which typically makes the error scale as δt^2 where δt is the (equidistant) step width. This scaling cannot be used for an estimate of the accuracy of the discretization. Hence, we choose the simple strategy to compute the deviation between two different discretizations. If the deviation is not sufficiently small, the discretization has to be made finer.

Analogous to spinDMFT, the self-consistency problem is solved by iteration. We make some initial guess for the mean-field moments, compute the spin autocorrelations by Monte-Carlo simulation and, subsequently, update the mean-field moments via the self-consistent equations. This procedure is repeated until the results have sufficiently converged. One way to measure the convergence is to compute the time-averaged deviations between the current (n) and the previous iteration step ($n-1$) according to

$$\Delta I_{ij}^{\alpha\beta}(n) = \frac{1}{L+1} \sum_{l=0}^L |g_{ij,(n)}^{\alpha\beta}(l\delta t) - g_{ij,(n-1)}^{\alpha\beta}(l\delta t)| \quad (53)$$

where L is the number of time steps. The largest $\Delta I_{ij}^{\alpha\beta}(n)$ can then be compared to some preset tolerance to decide whether the iteration can be terminated. In this case, the iteration error can be estimated by the tolerance. The tolerance is chosen such that the iteration error does not exceed the statistical error.

For best efficiency, the numerical parameters should be chosen such that all error sources are of the same magnitude. Throughout this article, the numerical error of any shown correlation is 1% or less of the theoretical maximum value 0.25.

X. CONVERGENCE OF CspinDMFT

Here we illustrate that the proposed extended mean-field approach converges for increasing cluster size. This fact corroborates the justification of CspinDMFT. We consider the regular triangular lattice with an isotropic spin Hamiltonian first and, subsequently, inhomogeneous spin ensembles with random spin positions.

On the triangular lattice we choose couplings with a power-law dependence like dipolar couplings

$$J_{ij} = \frac{r_0^3 \mathcal{J}_{0,\text{tri}}}{r_{ij}^3} = \left(\frac{\sqrt{3}}{2} \right)^{\frac{3}{2}} \frac{a^3 \mathcal{J}_{0,\text{tri}}}{r_{ij}^3}, \quad (54)$$

where r_0 is defined via the spin density $n_0 = 1/r_0^2$ and a is the lattice constant. The number N_Γ of spins in the cluster is increased successively according to the numbering in panel (b) of Fig. 10. The energy constant $\mathcal{J}_{0,\text{tri}}$ sets the energy scale. For each N_Γ , we compute the coupling tensor (22) and solve the self-consistent equations by iteration. Due to the isotropy of the considered model, all off-diagonal correlations vanish while all diagonal correlations are equal

$$\langle \mathbf{S}_k^\alpha(t) \mathbf{S}_l^\beta(0) \rangle = 0 \quad \forall \alpha \neq \beta, \quad (55a)$$

$$\langle \mathbf{S}_k^x(t) \mathbf{S}_l^x(0) \rangle = \langle \mathbf{S}_k^y(t) \mathbf{S}_l^y(0) \rangle = \langle \mathbf{S}_k^z(t) \mathbf{S}_l^z(0) \rangle. \quad (55b)$$

The obtained results for the autocorrelation of the central spin are shown in Fig. 10 in panel (a) as function of time. Generally, the curves do not vary much with the cluster size. This is expected, since the effective coordination number of the triangular lattice z defined in Eq. (10) is fairly large, $z \approx 19.1$ [54], so that spinDMFT represents already a good approximation. At $t \approx 2/\mathcal{J}_0$, a low maximum appears which grows upon increasing the cluster size, see also inset of panel (a). Its growth stops at $N_\Gamma = 7$ indicating that it is important to include all nearest neighbors of the central spin in the cluster as one may have expected a priori. The deviations of the results between $N_\Gamma = 7, 8$, and 9 are very small and only slightly above the expected numerical errors resulting from the time discretization. Hence, at cluster sizes beyond the size of the cluster including the nearest neighbors, the advocated CspinDMFT constitutes a considerable improvement over spinDMFT for lattices. It converges well with the cluster size.

The main goal of this article is to access the spin dynamics in inhomogeneous systems. As pointed out in the Introduction I, spinDMFT fails for inhomogeneous system since it does not capture any aspect of the inhomogeneity beyond a global energy scale. Moreover, the effective coordination number tends to be small in random systems. Thus, we address the convergence of CspinDMFT for an inhomogeneous systems next. We consider spins at randomly drawn positions in two dimensions. For simplicity, the spins are coupled according to the isotropic Heisenberg Hamiltonian (11) with

$$J_{ij} = \frac{r_0^3 \mathcal{J}_{0,\text{inh}}}{r_{ij}^3}, \quad (56)$$

where r_0 is defined via the spin density $n_0 = 1/r_0^2$. It is expected that the environment and hence the spin dynamics varies strongly from spin to spin. As a consequence, the autocorrelations depend strongly on the

drawn set of spin positions. To capture this aspect, we study two different sets of spin positions: one where the central spin is only weakly coupled to its environment and one where it is strongly coupled. The results obtained by CspinDMFT are shown in Figs. 11 and 12. We also compare the influence of the two strategies to define the cluster introduced in Appendix VII.

Our first observation is that the correlations still deviate quite noticeably when passing from two over three to four spins in the cluster. Hence, one should not expect reliable results for $N_\Gamma < 4$. For $N_\Gamma \geq 4$, the general features of the curves, i.e., the time scale of the initial decay and the period of the dominant oscillation do no longer change in the displayed data. The remaining differences are small and concern only certain quantitative details such as the height of secondary extrema. Both the central-spin-based strategy (see upper rows of panels) as well as the cluster-based strategy (see lower rows of panels) show sufficient convergence for $N_\Gamma \geq 4$. Inspecting the cluster shown Fig. 11(d), one can doubt the convergence of the cluster-based strategy because the cluster does not seem to be centered around the central spin. One spots at least three other close neighbors that are ignored in this choice of the cluster. But inspection of the results of the alternative strategy in panel (a) clarifies that an explicit quantum-mechanical treatment of these spins (4, 5, and 6) has no large effect on the autocorrelation of the central spin. In addition, the computed autocorrelations displayed in Fig. 11 (c) show very good convergence corroborating this choice of the cluster.

The convergence of the autocorrelation of the central spin with a stronger coupled environment depicted in Fig. 12 is also good except for the outlier at $N_\Gamma = 8$ in panel (a). The occurrence of this outlier can be understood by inspecting the geometry and the clusters in panel (b). Spin 8 has an extremely close neighbor which is not included in the cluster. Including spin 8 in the cluster, but treating its strongly coupled neighbor only on the the mean-field level implies to cut a spin dimer which is obviously not justified.

We conclude, that a good choice of the cluster needs to include at least $N_\Gamma = 4$ spins. It is advantageous if the couplings between in-cluster spins and out-of-cluster spins are rather weak. It is difficult to provide compelling evidence to rank the two strategies for the choice of cluster because of the strong fluctuations in inhomogeneous systems. But the observation that cutting strong couplings between spins inside and outside the cluster is detrimental leads us to conclude that the cluster-based strategy provides better performing clusters than the central-spin-based strategy. For the decision to include or to exclude an additional spin in the cluster the cluster-based strategy considers the couplings of this spin to all spin in the cluster so that ‘‘cut’’ dimers tend to be avoided. In contrast, the central-spin-based strategy is blind to any couplings but to the ones to the central spin.

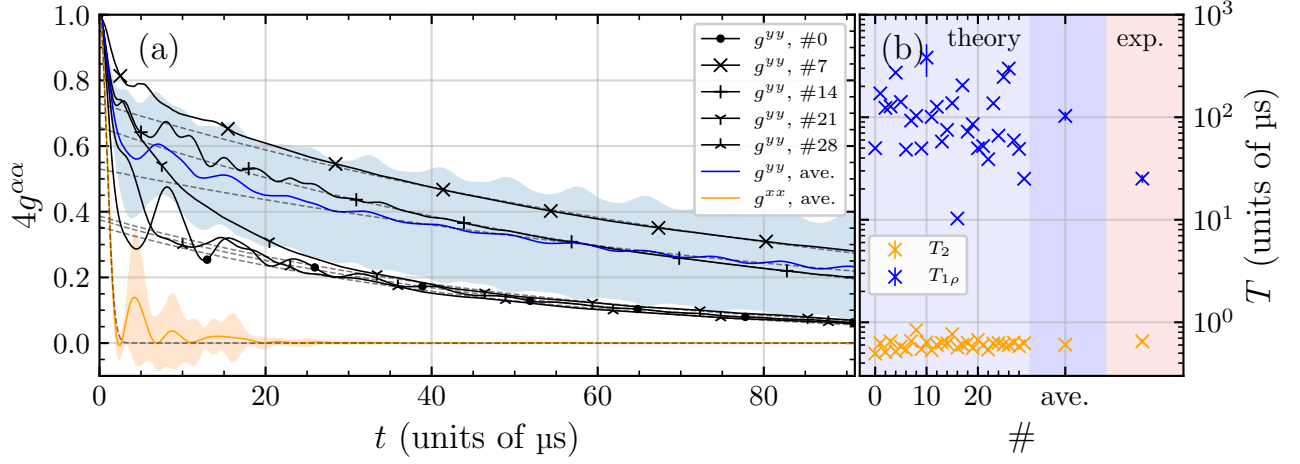


FIG. 7. (a) Simulated longitudinal spin autocorrelations for the experimental setup of three fixed spins and constrained random positions for the other spins. The average over 30 random sets of positions is also displayed as well as the corresponding 1σ interval of the transversal and longitudinal autocorrelation, respectively. The tails of the longitudinal curves ($t > 30 \mu\text{s}$) are fitted by exponentials $\propto \exp(-t/T_{1\rho})$ and the first drop of the transversal curves by Gaussians $g(t) = \exp(-(t/2T_2)^2)$. The factor of 2 is required, since the T_2 -measurement in experiment are performed in the singly-rotating frame in which the couplings are twice as strong, see Eq. (1). The gray dashed lines render the fitting curves. (b) Characteristic times, i.e., the fit parameters, are shown in the light-bluish region for the various samples. The averaged values are shown in the dark-bluish region while the experimental values are shown in the reddish region. We emphasize the large ratio between the characteristic times in the longitudinal and the transversal channel.

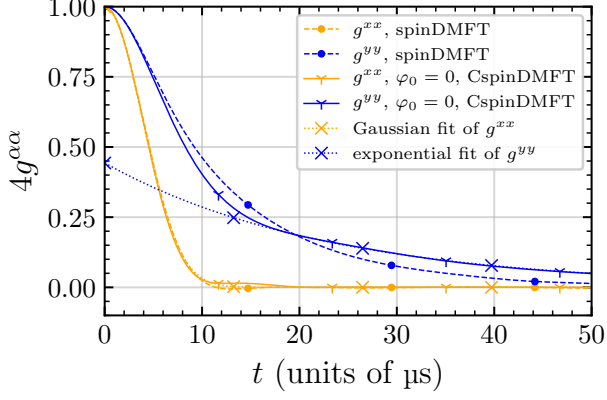


FIG. 8. Spin-spin autocorrelations for dipolar couplings in the doubly-rotating frame as in Eq. (3) on a triangular lattice obtained from CspinDMFT with $N_{\Gamma} = 5$. The lattice can be tilted relative to the reference axis for the couplings. Only the results for $\varphi_0 = 0$ are shown because the tilting angle has only a minor influence. The longitudinal result ($t > 20 \mu\text{s}$) is fitted by an exponential $\propto \exp(-t/T_{1\rho})$ to determine $T_{1\rho}$; the transversal results by a Gaussian $g(t) = \exp(-(t/2T_2)^2)$. The fits are shown by dotted lines.

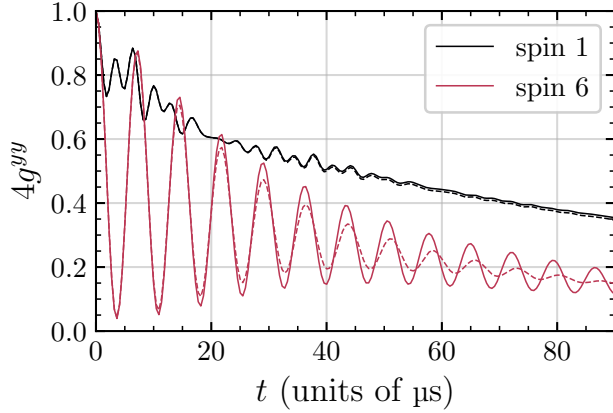


FIG. 9. Exemplary results for a set of spin positions with noticeable violation of the positive semi-definiteness of the approximated covariance matrix in the numerical simulation, $r \approx 0.12$ for the effective dipolar Hamiltonian (3) in the doubly-rotating frame. The cluster size is $N_{\Gamma} = 6$.

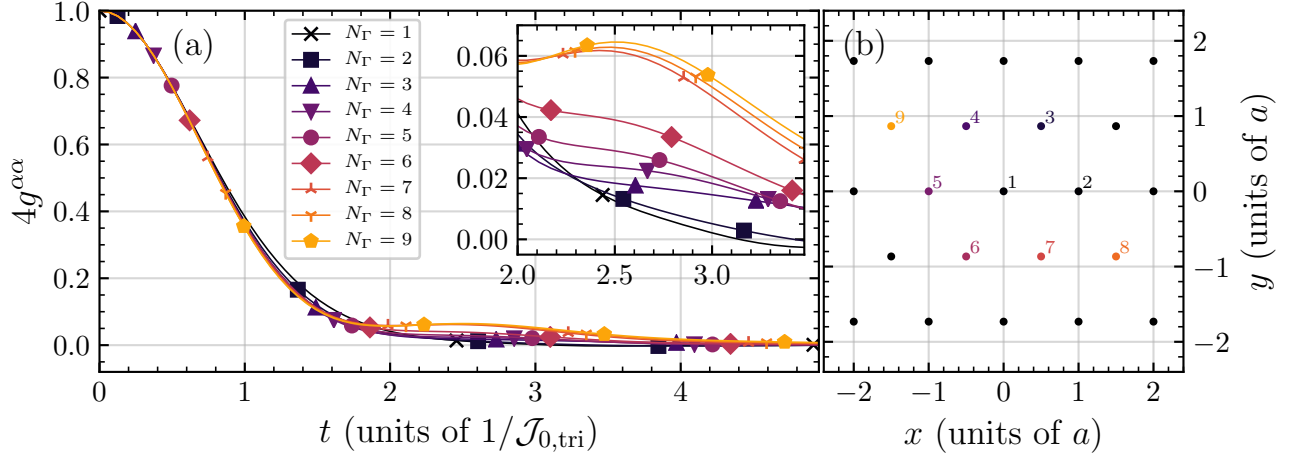


FIG. 10. (a) Spin-spin autocorrelations in CspinDMFT on the triangular lattice at infinite temperature for various cluster sizes N_{Γ} according to the numbering in panel (b); $N_{\Gamma} = 1$ refers to spinDMFT. Beyond the relatively large jump from $N_{\Gamma} = 6$ to $N_{\Gamma} = 7$ the deviations are barely visible. (b) Triangular lattice and sequence of the spins included in the cluster Γ .

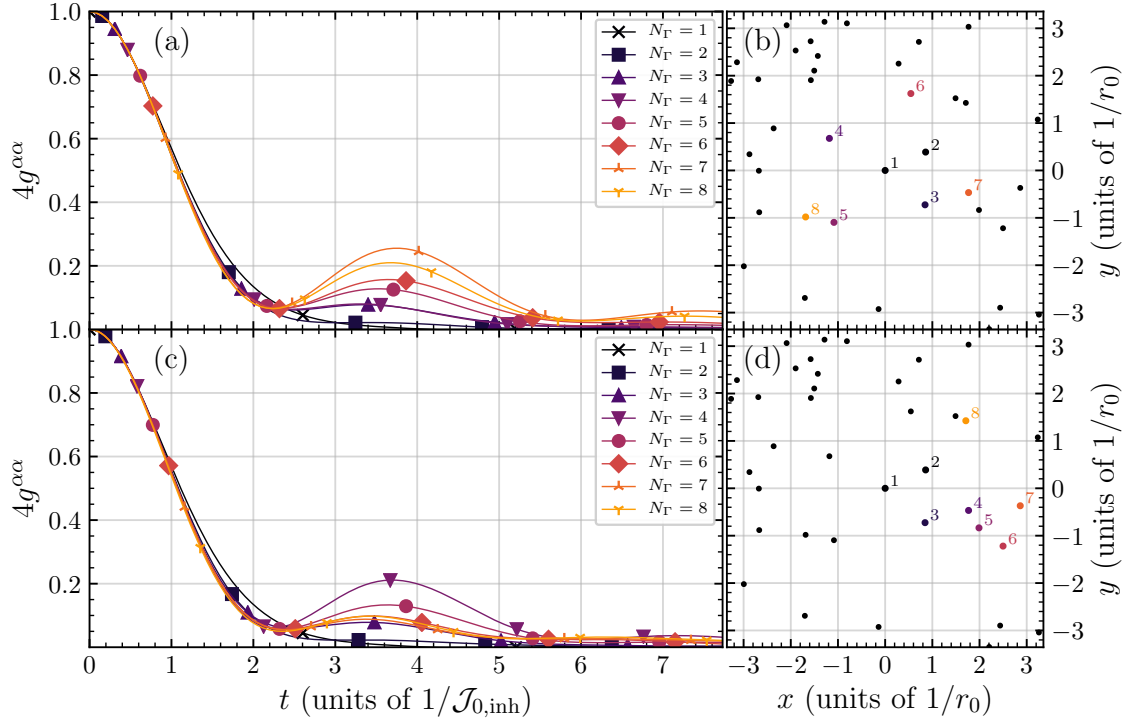


FIG. 11. (a) Spin-spin autocorrelations in CspinDMFT of an inhomogeneous spin ensemble with isotropic couplings at infinite temperature for various cluster sizes N_{Γ} according to the numbering in panel (b); $N_{\Gamma} = 1$ refers to spinDMFT. Here, a central spin is considered which is coupled rather weakly to its environment. The cluster was determined using the central-spin-based strategy VII A. (b) Spin positions and numbering of the spins in the considered clusters. (c) Same as in (a) using the cluster-based strategy VII B. (d) Same as (b) based on the cluster-based strategy VII B.

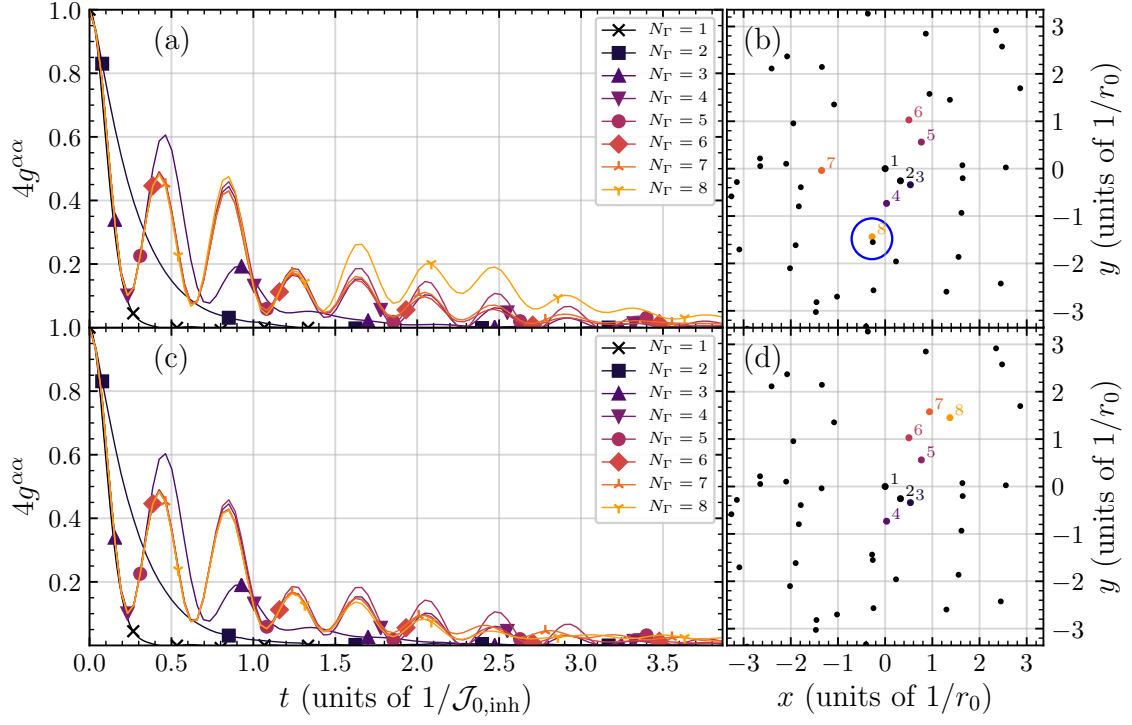


FIG. 12. Same as in Fig. 11, but here for a central spin which is coupled rather strongly to its environment. Note the spin dimer in the blue circle.