

# Loop contributions to the scalar power spectrum due to quartic order action in ultra slow roll inflation

Suvashis Maity<sup>1+</sup>, H. V. Ragavendra<sup>2\*</sup>, Shiv K. Sethi<sup>2†</sup> and L. Sriramkumar<sup>1‡</sup>

<sup>1</sup>Centre for Strings, Gravitation, and Cosmology, Department of Physics, Indian Institute of Technology Madras, Chennai 600036, India

<sup>2</sup>Raman Research Institute, C. V. Raman Avenue, Sadashivanagar, Bengaluru 560080, India

E-mail: [+suvashis@physics.iitm.ac.in](mailto:+suvashis@physics.iitm.ac.in), [\\*ragavendra@rrimail.rri.res.in](mailto:*ragavendra@rrimail.rri.res.in),  
[†sethi@rri.res.in](mailto:†sethi@rri.res.in), [‡sriram@physics.iitm.ac.in](mailto:‡sriram@physics.iitm.ac.in)

**Abstract.** The investigation of the theory of inflation beyond the linear order in perturbations is important both for theoretical consistency and potential observables. In the contemporary literature, the calculation of modifications to the inflationary scalar power spectrum due to the loops from the higher order interaction terms in the Hamiltonian have led to an interesting discussion regarding the validity of perturbation theory and the robustness of its predictions. Recently, there have been many efforts to examine the contributions to the scalar power spectrum due to the loops arising from the cubic order terms in the action describing the perturbations, specifically in inflationary scenarios that permit an epoch of ultra slow roll (USR). A brief phase of USR during inflation is known to lead to interesting features in the scalar power spectrum which in turn has significant observational consequences, such as the copious production of primordial black holes. In this work, we consider the loop contributions to the scalar power spectrum in a scenario of USR inflation arising *due to the quartic order terms* in the action describing the scalar perturbations. We compute the loop contributions to the scalar power spectrum due to the dominant term in the action at the quartic order in a scenario wherein a short phase of USR is sandwiched between two stages of slow roll (SR) inflation. We analyze the behaviour of the loop contributions in terms of the parameters that characterize the non-trivial inflationary dynamics, viz. the onset and duration of USR, and the smoothness of transitions between the USR and SR phases. We examine three different cases of the scenario—the late, intermediate and early epochs of USR during inflation, each of which affects the scalar power spectrum over different ranges of wave numbers. In the inflationary scenario involving a late phase of USR, for reasonable choices of the parameters, we show that the loop corrections are negligible for the entire range of wave numbers. In the intermediate case, the contributions from the loops prove to be scale invariant over large scales and, we find that these contributions can amount to 30% of the leading order (i.e. the Gaussian) power spectrum. In the case wherein USR sets in early, we find that the loop contributions could be negative and can dominate the power spectrum at the leading order, which indicates a breakdown of the validity of the perturbative expansion. We discuss the origin of the negative sign and the divergences that arise in the loop contributions to the power spectrum. We conclude with a brief summary and outlook.

---

## Contents

<b>1</b>	<b>Introduction</b>	<b>1</b>
<b>2</b>	<b>Model of interest and the power spectrum at the linear order</b>	<b>4</b>
<b>3</b>	<b>Calculation of the loop contributions due to the dominant term in the action at the quartic order</b>	<b>7</b>
3.1	Slow roll	10
3.2	Model of interest : SR-USR-SR	12
<b>4</b>	<b>Results</b>	<b>14</b>
4.1	Late onset of USR	15
4.2	Intermediate onset of USR	17
4.3	Early onset of USR	19
<b>5</b>	<b>Discussion and outlook</b>	<b>20</b>
<b>A</b>	<b>On the divergence in the sub-Hubble regime</b>	<b>24</b>
<b>B</b>	<b>Contractions and Feynman diagrams</b>	<b>26</b>
<b>C</b>	<b>Structure of <math>\mathcal{P}_c^{(4)}(k)</math></b>	<b>27</b>

---

## 1 Introduction

The observational predictions of the inflationary paradigm are broadly in agreement with the cosmological data at the zeroth and first orders in perturbation theory (see, for example, the reviews [1–10]). In particular, the generic predictions of the slow roll inflationary scenario driven by a canonical scalar field at the leading and linear orders in perturbation theory—such as a spatially flat universe and a spectral index of scalar perturbations that is close to, but smaller than unity—are remarkably consistent with the data from Planck on the anisotropies in the cosmic microwave background (CMB) [11, 12]. There are ongoing efforts to observe the direct imprints of primary gravitational waves (GWs) (i.e. the tensor perturbations generated from the vacuum during inflation) through the so-called B-mode polarization of the CMB [13]<sup>1</sup>. If these signatures are detected, they would immediately help in determining the energy scale of inflation. In such a situation, it has become imperative to inquire whether the theory of inflation is well behaved and whether it makes testable predictions at the higher orders in perturbation theory.

Over the last two decades, there has been a significant effort in the literature to understand the observational predictions beyond the linear order in perturbation theory (i.e. at the cubic and higher orders in the actions governing the perturbations), in particular, to examine the extent of non-Gaussianities generated during inflation. With the cubic and higher order actions in hand, the non-Gaussianities are often calculated using the standard methods of perturbative quantum field theory (in this context, see, for instance, Refs. [14–18]). As is

---

<sup>1</sup>In this regard, see, for example, <https://www.isas.jaxa.jp/en/missions/spacecraft/future/litebird.html>.

well known in quantum field theory, cubic and higher order terms in an action describing a field can lead to loop corrections to the two-point correlation functions determined by the original, quadratic action. In a similar manner, the higher order terms in the action describing the cosmological perturbations can lead to modifications to the power spectra evaluated at the quadratic order (or, equivalently, in the linear theory). In fact, the calculations of such higher order corrections to the inflationary power spectra provide an opportunity to examine the validity of the perturbative expansion [19–31]. Such an exercise has garnered renewed attention during the last year or two particularly in the context of models of inflation admitting a brief epoch of ultra slow roll (USR), which lead to an enhancement of the scalar power over small scales and hence produce significant population of primordial black holes (PBHs) [32–44]. We should also mention that there has been several efforts in the literature to evaluate the non-Gaussianities generated in such scenarios and understand their implications for observational probes such as the spectral density of GWs and the scalar power spectrum in the dark ages observed through the 21 cm line emitted by neutral hydrogen (in this context, see, for example, Refs. [45–53]).

It seems reasonable to expect that, in the slow roll (SR) inflationary scenario, the higher order terms in the Hamiltonian do not lead to significant loop corrections to the scalar power spectrum. The corrections in SR inflation typically involve higher powers of dimensionless scalar power spectrum, whose amplitude is constrained to be about  $\mathcal{A}_s \simeq 2 \times 10^{-9}$  by the CMB data. Since the scalar power spectrum is nearly the same over all scales, the flow of power from small to large scales through the non-linear terms in the action is reflected as a logarithmic factor in the contributions due to the loops, which leads to negligible corrections (in this regard, see Refs. [19–31]). However, in inflationary models with a phase of USR, the scalar power can rise by seven to eight orders of magnitude on small scales (for a recent review on the topic, see Ref. [54]). In such situations, it is conceivable that the higher order contributions from loops become comparable to the quantities arrived at from the linear theory, thus violating the validity of perturbative expansion (for the ongoing debate on this issue, see Refs. [35–41]).

The discussion surrounding this important issue has largely remained focused on the contributions to the power spectrum due to the loops arising from the action governing the curvature perturbation at the cubic order, though there have also been some efforts to investigate the corresponding effects from the action at the quartic order [39, 52]. In the calculation of the contributions due to the loops, different studies in the literature have adopted varying methods. One approach relies on using the interaction picture in quantum field theory (for details, see, for example, Ref. [19]). The interaction Hamiltonian is first arrived at the desired order in perturbation theory. The contributions due to the loops is given by the expectation value of the two-point correlation function of the scalar perturbations, now elevated to operators, due to the interaction Hamiltonian (in this context, see, for instance, Refs. [35, 37]). The other method is the classical treatment of the scalar perturbations, where one solves their equation of motion, containing a source term arising due to the higher order terms in the action (as discussed in Refs. [36, 37]). Another method that has been adopted involves the calculation of the scalar non-Gaussianity parameter, say,  $f_{\text{NL}}$ , associated with the higher order action and computing the modifications to the spectrum that arises due to the redefinition of the perturbation in terms of the parameter (as adopted in Refs. [45, 46, 48, 49, 55]). Yet another method relies on computing the modification of the Friedmann equations due to the non-trivial dynamics of the model and accounting for them in the equation of motion of the scalar perturbations [32, 43, 56, 57]. While the equivalence

of the first two methods have been explicitly shown and the third has been discussed to some extent in the literature, the equivalence and the implications of all these methods remains to be examined carefully.

In this work, we shall evaluate the loop contributions to the scalar power spectrum arising due to the dominant term in the action at the quartic order that describes the scalar perturbations. To carry out the calculation, we shall adopt the first of the methods mentioned above. In the approach, the scalar perturbations are treated as quantum operators and the loop contributions to the spectrum due to the quartic order terms are evaluated in the interaction picture. We should highlight the fact that, as the field is Gaussian at the linear order, the contributions to the power spectrum due to the quartic order action *precedes* the contributions due to the cubic order action. The reason being that, while the former involves a six-point function of the perturbation, the latter requires one to compute the eight-point function. Moreover the quartic order action captures more transparently the non-trivial aspects of model when there are deviations from the slow roll dynamics. This is due to the presence of slow roll parameters that are higher in order than those in the cubic order action. Hence, studying this contribution is essential to draw conclusions regarding the validity of the perturbative expansion of the system and the observational implications of the loop contributions.

We consider an inflationary scenario wherein a brief epoch of USR is sandwiched between two SR regimes. We model the different phases of inflation using the behavior of the first SR parameter. Further, we model the transition between the SR and USR phases consistently through the higher order SR parameters, which allows us to explore cases of instantaneous and smooth transitions. We calculate the loop contributions due to the dominant term in the quartic order action in such a scenario and analyse its behavior with respect to the parameters that determine the nature of the USR epoch, viz. its onset, its duration, and the smoothness of the transition to and from the phase of USR.

An important issue in the calculation of loop contributions to the standard, scalar power spectrum at the linear order is the occurrence of the infrared (IR) and the ultraviolet (UV) divergences. Various studies, in the past and recently, have discussed the manner in which these divergences are to be handled [42, 58–61]. As we shall see, the IR divergence arises in the super Hubble limit and it is logarithmic in form. Whereas, the UV divergence that occurs in the sub Hubble limit is quadratic in nature. We find that the latter poses a more serious challenge than the former and we shall discuss them when we encounter them in the calculations.

This paper is organized as follows. In the next section, we shall describe the three-phase model of interest, as parametrized by the slow roll parameters. and the behaviour of the Fourier modes of the scalar perturbations in the different regimes. In Sec. 3, we shall present the structure of the dominant contributions to the scalar power spectrum due to the loops arising from the action at the quartic order. In Sec. 4, we shall discuss the dependence of this contribution on the parameters that describe the epoch of USR. We shall discuss the effects due to early and late onset of USR separately and the associated observational implications. In Sec. 5, we shall summarize our results and present a brief outlook.

At this stage of our discussion, let us clarify a few points concerning the conventions and notations that we shall work with. In this paper, we shall work with natural units such that  $\hbar = c = 1$  and set the reduced Planck mass to be  $M_{\text{Pl}} = (8\pi G)^{-1/2}$ . We shall adopt the signature of the metric to be  $(-, +, +, +)$ . We shall assume the background to be the spatially flat Friedmann-Lemaître-Robertson-Walker (FLRW) line element described by the

scale factor  $a$  and the Hubble parameter  $H$ . Also, an overdot and an overprime shall denote differentiation with respect to the cosmic time  $t$  and the conformal time  $\eta$ , respectively.

## 2 Model of interest and the power spectrum at the linear order

Our starting point is the following differential equation that governs the Mukhanov-Sasaki variable that describes the scalar perturbations [1]:

$$v_k'' + \left( k^2 - \frac{z''}{z} \right) v_k = 0. \quad (2.1)$$

The solutions to the equation satisfy the Wronskian condition

$$v'^* v_k - v_k' v'^* = i, \quad (2.2)$$

where an overprime denotes derivative with respect to conformal time  $\eta = \int dt/a$ .  $z = aM_{\text{pl}}\sqrt{2\epsilon_1}$  and  $\epsilon_1 = H'\eta/H$  is the first slow-rollover parameter. The quantity  $z''/z$  can be expressed in terms of slow-roll parameters as [62]

$$\frac{z''}{z} = a^2 H^2 \left( 2 - \epsilon_1 + \frac{3\epsilon_2}{2} + \frac{\epsilon_2^2}{4} - \frac{\epsilon_1 \epsilon_2}{2} + \frac{\epsilon_2 \epsilon_3}{2} \right). \quad (2.3)$$

The higher order slow roll parameters  $\epsilon_i$  for  $i \geq 2$  are defined as  $\epsilon_i = d \ln \epsilon_{i-1} / dN \simeq -\eta d \ln \epsilon_{i-1} / d\eta$  where  $N$  denotes e-folds. While all the slow-roll parameters are small for slow roll inflation, some of the parameters could assume large values during the USR phase of inflation, e.g.  $\epsilon_2 = -6$  during the USR phase.

We are interested in an inflationary scenario in which a brief USR phase is sandwiched between two SR phases. We model these three phases in terms of the evolution of the first slow roll parameter  $\epsilon_1$ :

$$\epsilon_1(\eta) = \begin{cases} \epsilon_{1i} & \text{in phase I with } \eta < \eta_1, \\ \epsilon_{1i} (\eta/\eta_1)^6 & \text{in phase II with } \eta_1 < \eta < \eta_2, \\ \epsilon_{1f} & \text{in phase III with } \eta > \eta_2, \end{cases} \quad (2.4)$$

where  $\epsilon_{1f} = \epsilon_{1i} (\eta_2/\eta_1)^6$ . Evidently, the parameters  $\eta_1$  and  $\eta_2$  denote the conformal times at the beginning and the end of the USR phase. While such scenario can be realized with an inflationary potential with an inflection point, it is not our aim here to consider a specific model but rather to compute the observables in terms of the smoothness and the duration of the transition. The relative duration of the three phases will be discussed and justified in a later section.

It can be shown that the last term of the RHS of Eq. (2.3) ( $\propto \epsilon_3$ ) dominates  $z''/z$  during the SR-USR-SR transitions. One may expect the term such as  $\epsilon_1 \epsilon_2$  to dominate at the transitions, due to the abrupt change in the behaviour of  $\epsilon_1$  at these points. However, the value of  $\epsilon_1$  in SR and USR regimes is much smaller than unity. On the other hand, the value of  $\epsilon_2$ , though much lesser than unity in SR, becomes  $-6$  in the USR regime. Thus the change in  $\epsilon_2$  is much more pronounced than that of  $\epsilon_1$ . So, the quantity  $\epsilon_2 \epsilon_3 \sim \epsilon_2'$  dominates over the earlier term. Such behaviours of these slow roll parameters have been consistently seen

in models of USR in the literature (see, for example, Ref. [47]). Assuming an instantaneous transition, we get (for the first transition):

$$\frac{z''}{z} \simeq \frac{a H \epsilon'_2}{2} = -\frac{\epsilon_2^{\text{II}} - \epsilon_2^{\text{I}}}{2\eta} \delta^{(1)}(\eta - \eta_1). \quad (2.5)$$

It is our aim to study the impact of the smoothness of this transition on cosmological observables. This motivates us to model  $\epsilon'_2$  as:

$$\epsilon'_2 = \begin{cases} \frac{\epsilon_2^{\text{II}}}{\sqrt{\pi}\Delta\eta} e^{-\frac{(\eta-\eta_1)^2}{\Delta\eta^2}} & \text{around } \eta_1, \\ -\frac{\epsilon_2^{\text{II}}}{\sqrt{\pi}\Delta\eta} e^{-\frac{(\eta-\eta_2)^2}{\Delta\eta^2}} & \text{around } \eta_2, \end{cases} \quad (2.6)$$

Here we have used  $\epsilon_2^{\text{I,III}} \ll 1$  (during the SR phases) and  $\epsilon_2^{\text{II}} = -6$ . The parameter  $\Delta\eta$  dictates the smoothness of the transition. In the limit  $\Delta\eta \rightarrow 0$ ,  $\epsilon'_2 \rightarrow \pm\epsilon_2^{\text{II}}\delta^{(1)}(\eta - \eta_{1,2})$ . Using this characterization of transition, we determine the higher order slow roll parameters to be

$$\epsilon_3 = \mp \frac{\eta}{\sqrt{\pi}\Delta\eta} e^{-\frac{(\eta-\eta_{1,2})^2}{\Delta\eta^2}}, \quad (2.7a)$$

$$\epsilon_4 = -\left[1 - 2\frac{\eta(\eta - \eta_{1,2})}{\Delta\eta^2}\right], \quad (2.7b)$$

$$\epsilon_5 = 2\frac{\eta(2\eta - \eta_{1,2})}{\Delta\eta^2 - 2\eta(\eta - \eta_{1,2})}. \quad (2.7c)$$

We note that  $\epsilon_3$  contains the parametric form of the Dirac delta function with which we modelled  $\epsilon'_2$ . Further,  $\epsilon_4$  contains a term  $\propto 1/\Delta\eta^2$  that diverges strongly in the limit  $\Delta\eta \rightarrow 0$ . However,  $\epsilon_5$  tends to a finite value in the same limit. These behaviours shall be crucial in identifying the relevant terms that dominate the action at the quartic order and hence the associated correction to the scalar power spectrum. Having modelled the slow roll parameters, we can compute any quantity describing the background dynamics, provided we also specify the value of Hubble parameter  $H_1$  at an initial time<sup>2</sup>. This value is determined by the observed CMB angular power spectrum [12, 63].

We next discuss the solutions of Mukhanov-Sasaki equation during the three inflationary phases. During the initial phase of slow roll, i.e. during  $\eta < \eta_1$ , the solution to the Mukhanov-Sasaki equation with the Bunch-Davies initial condition and normalization (Eq. (2.2)), is given by

$$v_k^{\text{I}}(\eta) = \frac{1}{\sqrt{2k}} \left(1 - \frac{i}{k\eta}\right) e^{-ik\eta}. \quad (2.8)$$

During the USR phase,  $\eta_2 > \eta > \eta_1$ , the solution to the Mukhanov-Sasaki equation is:

$$v_k^{\text{II}}(\eta) = \frac{\gamma_k}{\sqrt{2k}} \left(1 - \frac{i}{k\eta}\right) e^{-ik\eta} + \frac{\delta_k}{\sqrt{2k}} \left(1 + \frac{i}{k\eta}\right) e^{ik\eta} \quad (2.9)$$

The coefficients  $\gamma_k$  and  $\delta_k$  are determined by the matching conditions on the Mukhanov-Sasaki variable  $v_k$  and its derivative  $v'_k$  at  $\eta_1$  as:

$$v_k^{\text{II}}(\eta_1) = v_k^{\text{I}}(\eta_1), \quad (2.10a)$$

<sup>2</sup>Note that  $H_1$ , though is the value of the parameter at an initial time, can be taken as its value throughout the evolution, since the value of  $\epsilon_1 \equiv -\dot{H}/H^2$  is  $< 1$  if not  $\ll 1$  at any given time.

$$v_k^{\text{III}'}(\eta_1) = v_k^{\text{I}'}(\eta_1) - \frac{\epsilon_2^{\text{II}} - \epsilon_2^{\text{I}}}{2\eta_1} v_k^{\text{I}}(\eta_1). \quad (2.10b)$$

On satisfying these condition, we obtain:

$$\gamma_k = 1 + \frac{3i}{2k\eta_1} + \frac{3i}{2k^3\eta_1^3}, \quad (2.11a)$$

$$\delta_k = \left( -\frac{3i}{2k\eta_1} - \frac{3}{k^2\eta_1^2} + \frac{3i}{2k^3\eta_1^3} \right) e^{-2ik\eta_1}, \quad (2.11b)$$

In the third regime when  $\eta > \eta_2$ , since it is a slow roll phase again, the solution for  $v_k$  can be expressed as

$$v_k^{\text{III}}(\eta) = \frac{\alpha_k}{\sqrt{2k}} \left( 1 - \frac{i}{k\eta} \right) e^{-ik\eta} + \frac{\beta_k}{\sqrt{2k}} \left( 1 + \frac{i}{k\eta} \right) e^{ik\eta}. \quad (2.12)$$

Since the transition at  $\eta_2$  will again lead to a Dirac delta function in the quantity  $z''/z$  (as in Eq. (2.5), but with the corresponding values of  $\epsilon_2$  across the transition), we can obtain the coefficients  $\alpha_k$  and  $\beta_k$  by matching the solutions and their derivatives at  $\eta_2$  using the conditions

$$v_k^{\text{III}}(\eta_2) = v_k^{\text{II}}(\eta_2), \quad (2.13a)$$

$$v_k^{\text{III}'}(\eta_2) = v_k^{\text{II}'}(\eta_2) - \frac{\epsilon_2^{\text{III}} - \epsilon_2^{\text{II}}}{2\eta_2} v_k^{\text{II}}(\eta_2). \quad (2.13b)$$

We find that the quantities  $\alpha_k$  and  $\beta_k$  are given by

$$\alpha_k = \left( 1 - \frac{3i}{2k\eta_2} - \frac{3i}{2k^3\eta_2^3} \right) \gamma_k - \left( \frac{3i}{2k\eta_2} - \frac{3}{k^2\eta_2^2} - \frac{3i}{2k^3\eta_2^3} \right) \delta_k e^{2ik\eta_2}, \quad (2.14a)$$

$$\beta_k = \left( 1 + \frac{3i}{2k\eta_2} + \frac{3i}{2k^3\eta_2^3} \right) \delta_k + \left( \frac{3i}{2k\eta_2} + \frac{3}{k^2\eta_2^2} - \frac{3i}{2k^3\eta_2^3} \right) \gamma_k e^{-2ik\eta_2}. \quad (2.14b)$$

The Mukhanov-Sasaki variable is related to the gauge-invariant curvature perturbation  $\zeta$  as  $f_k(\eta) = v_k(\eta)/z(\eta)$ , where  $f_k$  is the mode function associated with  $\zeta$  (for details of physical interpretation of  $\zeta$  see e.g. [1, 64]). The first-order power spectrum of  $\zeta$  can then be evaluated in the final slow roll regime using the above results for the coefficients  $\alpha_k$  and  $\beta_k$ :

$$\mathcal{P}_s(k) \equiv \frac{k^3}{2\pi^2} |f_k|_{\eta \rightarrow 0}^2 = \frac{H_1^2}{8\pi^2 M_{\text{Pl}}^2 \epsilon_{1f}} |\alpha_k - \beta_k|^2. \quad (2.15)$$

We do not explicitly write down the complete expression for this tree-level power spectrum as it is rather long and cumbersome. However, we may understand the behaviour of  $\mathcal{P}_s(k)$  by considering its asymptotic forms.

Let us define  $k_1 = -1/\eta_1$  and  $k_2 = -1/\eta_2$ , the wavenumbers that cross the Hubble radius at the time of two transitions. On large scales with  $k \ll k_1 < k_2$ , Eq. (2.15) reduces to

$$\mathcal{P}_s(k) \simeq \frac{H_1^2}{8\pi^2 M_{\text{Pl}}^2 \epsilon_{1i}}, \quad (2.16)$$

and over small scales with  $k \gg k_2 > k_1$ , it assumes the form

$$\mathcal{P}_s(k) \simeq \frac{H_1^2}{8\pi^2 M_{\text{Pl}}^2 \epsilon_{1f}}. \quad (2.17)$$

These are clearly scale invariant regimes, only differing in amplitudes due to the values of  $\epsilon_1$  in the respective epochs of slow roll when these modes exit the Hubble radius. These behaviours suggest that the scales that are far removed from  $k_1$  and  $k_2$  are largely unaffected by the dynamics of USR except for the change in the value of  $\epsilon_1$ . The scales that are intermediate to these regimes, that exit the Hubble radius during and close to USR, see a sharp change in the shape of the spectrum. The spectrum contains a null at  $k_{\text{dip}} \simeq \sqrt{3} k_1 \exp(-3\Delta N/2)$  where  $\Delta N$  is the duration of USR measured in e-folds [50, 65, 66]. The null is followed by a steep rise of  $k^4$  until it peaks in its value and gradually settles to the scale invariant form over smaller scales [47, 67–69]. The spectrum contains tiny oscillations following the peak and persisting over the small scales. Such oscillations arise mainly due to the instantaneous nature assumed for the transitions and are generally absent in realistic scenarios of USR epochs arising from a smooth potential driving inflation. We shall illustrate the behaviour of this  $\mathcal{P}_s(k)$  when we arrive at the loop-level contribution to it from the quartic action and compare them against each other.

### 3 Calculation of the loop contributions due to the dominant term in the action at the quartic order

We then turn to examine the action governing the scalar perturbation at the quartic order and compute the corresponding loop-level contribution to  $\mathcal{P}_s(k)$ . Quartic order action has been considered by many authors (e.g. [18, 28, 30, 70, 71] partial list). In this paper, we study the forth order action computed by Dimastrogiovanni et al. (2008) [28] in spatially flat gauge. It is our aim to select the terms that lead to dominant contribution due to the sharp nature of the transition between slow roll and USR phases. Based on the discussion in the last section, these are terms that contain higher order slow roll parameters and lead to highest powers in the parameter characterizing the sharpness of transitions,  $1/\Delta\eta$ . After careful scrutiny of all the terms in the forth order action, we identify the following term as the most dominant contributor at the quartic order from the Eq. [20] of Ref. [28]

$$\delta\mathcal{S}_4[\delta\phi] = -\frac{1}{24} \int dt \int d^3\mathbf{x} a^3 V_{\phi\phi\phi\phi} \delta\phi^4, \quad (3.1)$$

where  $V_{\phi\phi\phi\phi} = d^4V/d\phi^4$ . Amongst the several terms present in the action, we choose this term using the following logic. We express all the relevant expressions in terms of the slow roll parameters and try to identify the terms that contain highest order of these parameters. Since we are interested in a model with sharp transition between slow roll and USR phases, we are motivated to look for terms that contain  $\epsilon'_2$  or its higher derivatives in time that lead to large contributions at the transition. This method of identifying the terms that dominate at the transitions of USR epochs is along the lines of similar analyses at the level of cubic order action (e.g. [35] and subsequent works). In these works, the term identified as the dominant one contains  $\epsilon'_2$  which is a sharply peaking function at the transition. At the quartic order, the situation is more severe as there are higher order derivatives of  $\epsilon'_2$ . The dominant term in our case contains terms such as  $\epsilon''_2$ , which we recast in terms of higher order slow roll parameters.



This procedure of identifying the dominant terms yields:

$$\begin{aligned} \delta\mathcal{S}_4[\mathcal{R}] = & \frac{1}{288M_{\text{Pl}}^4} \int d\eta \int d^3\mathbf{x} a^4 V \frac{\delta\phi^4}{\epsilon_1} \left[ \epsilon_2\epsilon_3\epsilon_4\epsilon_5 + 3\epsilon_2\epsilon_3^2\epsilon_4 + \frac{1}{2}\epsilon_2^2\epsilon_3\epsilon_4 + 3\epsilon_2\epsilon_3\epsilon_4 - 9\epsilon_1\epsilon_2\epsilon_3\epsilon_4 \right. \\ & + \epsilon_2\epsilon_3\epsilon_4^2 + \epsilon_2\epsilon_3^3 + \frac{3}{2}\epsilon_2^2\epsilon_3^2 + 3\epsilon_2\epsilon_3^2 - 9\epsilon_1\epsilon_2\epsilon_3^2 - \frac{1}{2}\epsilon_2^3\epsilon_3 - \frac{3}{2}\epsilon_2^2\epsilon_3 - \frac{35}{2}\epsilon_1\epsilon_2^2\epsilon_3 + 32\epsilon_1^2\epsilon_2\epsilon_3 \\ & \left. - 24\epsilon_1\epsilon_2\epsilon_3 - 3\epsilon_1\epsilon_2^3 + 39\epsilon_1^2\epsilon_2^2 - 9\epsilon_1\epsilon_2^2 - 56\epsilon_1^3\epsilon_2 + 72\epsilon_1^2\epsilon_2 + 16\epsilon_1^4 - 48\epsilon_1^3 \right]. \end{aligned} \quad (3.2)$$

Of the above terms we should note that the first term with  $\epsilon_2\epsilon_3\epsilon_4\epsilon_5$  contains  $\delta^{(1)}(\eta - \eta_{1,2})/\Delta\eta^2$ . Other terms containing higher powers of  $\epsilon_3$  or  $\epsilon_4$  may appear to lead to stronger divergence as  $\Delta\eta \rightarrow 0$ . But they have the following behaviours and caveats. The term with  $\epsilon_3\epsilon_4^2$  in the limit  $\Delta\eta \rightarrow 0$  behave as

$$\epsilon_3\epsilon_4^2 \simeq \eta \delta^{(1)}(\eta - \eta_{1,2}) \left[ 1 - 2\frac{\eta(\eta - \eta_{1,2})}{\Delta\eta^2} \right]^2. \quad (3.3)$$

In the integrals where such terms appear, upon utilizing the Dirac delta function, they effectively become

$$\epsilon_3\epsilon_4^2 \simeq 4\frac{\eta_{1,2}^3\delta\eta^2}{\Delta\eta^4}\delta^{(1)}(\eta - \eta_{1,2}) + \mathcal{O}\left(\frac{1}{\Delta\eta^2}\right), \quad (3.4)$$

where  $\delta\eta \equiv \eta - \eta_{1,2}$ . If  $\delta\eta = \Delta\eta$  and  $\Delta\eta \rightarrow 0$  then

$$\epsilon_3\epsilon_4^2 \simeq 4\frac{\eta_{1,2}^3}{\Delta\eta^2}\delta^{(1)}(\eta - \eta_{1,2}) + \mathcal{O}\left(\frac{1}{\Delta\eta}\right). \quad (3.5)$$

On the other hand, the terms with  $\epsilon_3^2\epsilon_4$  behave as

$$\epsilon_3^2\epsilon_4 \simeq 2\delta^{(1)}(\eta - \eta_{1,2})\frac{\eta^2 e^{-\frac{(\eta - \eta_{1,2})^2}{\Delta\eta^2}}}{\Delta\eta} \frac{\eta(\eta - \eta_{1,2})}{\Delta\eta^2} + \mathcal{O}\left(\frac{1}{\Delta\eta^2}\right). \quad (3.6)$$

Once again, due to the Dirac delta function, integration involving these terms lead to

$$\epsilon_3^2\epsilon_4 \simeq 2\eta_{1,2}^3 \frac{e^{-\frac{\delta\eta^2}{\Delta\eta^2}}}{\Delta\eta} \frac{\delta\eta}{\Delta\eta^2} \delta^{(1)}(\eta - \eta_{1,2}) + \mathcal{O}\left(\frac{1}{\Delta\eta^2}\right), \quad (3.7)$$

$$\simeq 2\frac{\eta_{1,2}^3}{\Delta\eta^2}\delta^{(1)}(\eta - \eta_{1,2}) + \mathcal{O}\left(\frac{1}{\Delta\eta}\right), \quad (3.8)$$

as  $\delta\eta = \Delta\eta \rightarrow 0$ . Lastly, the terms with  $\epsilon_3\epsilon_4$  behave as

$$\epsilon_3\epsilon_4 \simeq 2\frac{\eta^2\delta\eta}{\Delta\eta^2}\delta^{(1)}(\eta - \eta_{1,2}) + \mathcal{O}\left(\frac{1}{\Delta\eta}\right), \quad (3.9)$$

$$\simeq 2\frac{\eta_{1,2}^2}{\Delta\eta}\delta^{(1)}(\eta - \eta_{1,2}) + \mathcal{O}\left(\frac{1}{\Delta\eta^0}\right), \quad (3.10)$$

using the same argument as above. Hence, the terms with  $\epsilon_3$ ,  $\epsilon_4$  or their combinations with higher powers, apart from the first term lead to divergence similar to the first term ( $\sim 1/\Delta\eta^2$ )

or lesser in strength. However, these terms arise from  $V_{\phi\phi\phi\phi}$  as well as other lower order derivatives of potential. So, these terms arising from different derivatives may get added up or cancelled with one another. This is not true for the first term as no lower derivative of the potential shall lead to a term containing  $\epsilon_5$ . Therefore, we can see that the first term with  $\epsilon_2\epsilon_3\epsilon_4\epsilon_5$  is unique and leads to the strongest possible divergence in terms of  $\Delta\eta$  at the level of quartic action. Hence, we shall focus on this term which is a good representative of the dominant term of quartic order action and examine the characteristics of the corresponding loop-level contribution to the power spectrum.

We next express the quartic action in terms of  $\zeta$ , the gauge-invariant variable related to cosmological observables ( $\zeta = -3/2\psi$  in the radiation dominated era at super-Hubble scales where  $\psi$  is the Newtonian potential, e.g. [64]). In the spatially flat gauge in which the quartic action has been computed [28],  $\zeta$  is related to the scalar field fluctuation  $\delta\phi$  as (for switching between uniform density and spatially flat gauge and relation between relevant variables see e.g. [14]):

$$\zeta = \frac{H}{\dot{\phi}}\delta\phi = -\frac{\delta\phi}{M_{\text{Pl}}\sqrt{2\epsilon_1}}. \quad (3.11)$$

Eq. (3.11) allows us to express the quartic action in terms of  $\zeta$  as

$$\mathcal{S}^{(4)}[\zeta] \supset \frac{1}{72} \int d\eta \int d^3\mathbf{x} a^4 V(\epsilon_1\epsilon_2\epsilon_3\epsilon_4\epsilon_5) \zeta^4. \quad (3.12)$$

The corresponding interaction Hamiltonian is given by<sup>3</sup>

$$H_{\text{int}}^{(4)} \supset -\frac{1}{72} \int d^3\mathbf{x} a^4 V(\epsilon_1\epsilon_2\epsilon_3\epsilon_4\epsilon_5) \zeta^4(\eta, \mathbf{x}). \quad (3.13)$$

Given the interaction Hamiltonian we can compute the correction to the power spectrum  $\mathcal{P}_s(k)$  using in-in formalism (for details of the in-in formalism and its detailed derivation see [72]). We denote the correction to the power spectrum from the quartic interaction Hamiltonian as  $\mathcal{P}_C^{(4)}(k)$ . We consider the two-point correlation of  $\zeta$  in Fourier space and calculate the correction due to the term of interest in  $H_{\text{int}}^{(4)}$  at the leading order as

$$\langle 0 | \hat{\zeta}_{\mathbf{k}}(\eta_e) \hat{\zeta}_{\mathbf{k}'}(\eta_e) | 0 \rangle \simeq \langle 0 | \hat{\zeta}_{\mathbf{k}}(\eta_e) \hat{\zeta}_{\mathbf{k}'}(\eta_e) | 0 \rangle - i \langle 0 | \left[ \hat{\zeta}_{\mathbf{k}}(\eta_e) \hat{\zeta}_{\mathbf{k}'}(\eta_e), \int d\eta \mathcal{T} \left( \hat{H}_{\text{int}}^{(4)}(\eta, \mathbf{x}) \right) \right] | 0 \rangle. \quad (3.14)$$

Note that the perturbations are now treated as quantum operators denoted as  $\hat{\zeta}_{\mathbf{k}}$ . The corresponding mode functions  $f_{\mathbf{k}}(\eta)$  are related to them as

$$\hat{\zeta}_{\mathbf{k}}(\eta) = f_{\mathbf{k}}(\eta) \hat{a}_{\mathbf{k}} e^{i\mathbf{k}\cdot\mathbf{x}} + f_{\mathbf{k}}^*(\eta) \hat{a}_{\mathbf{k}}^\dagger e^{-i\mathbf{k}\cdot\mathbf{x}}, \quad (3.15)$$

where  $a_{\mathbf{k}}$  and  $a_{\mathbf{k}}^\dagger$  are the annihilation and creation operators corresponding to the mode  $\mathbf{k}$  and  $f_{\mathbf{k}}$  is the associated mode function. The second term of Eq. (3.14), along with the explicit form of  $H_{\text{int}}^{(4)}$ , gives the correction to the two-point function of the form

$$\langle 0 | \hat{\zeta}_{\mathbf{k}} \hat{\zeta}_{\mathbf{k}'}(\eta_e) | 0 \rangle_C \simeq \frac{i}{6} f_{\mathbf{k}}(\eta_e) f_{\mathbf{k}'}(\eta_e) \delta^{(3)}(\mathbf{k} + \mathbf{k}') \int d\eta a^4 V \epsilon_1 \epsilon_2 \epsilon_3 \epsilon_4 \epsilon_5 f_{\mathbf{k}}^*(\eta) f_{\mathbf{k}'}(\eta) \int \frac{d^3\mathbf{q}}{(2\pi)^3} |f_{\mathbf{q}}(\eta)|^2$$

---

<sup>3</sup> $H_{\text{int}}^{(4)} = \pi_\zeta \dot{\zeta} - \mathcal{L}^{(4)}$  where  $\pi_\zeta$  is the conjugate momentum of  $\zeta$  [cf. Eq. 14 in Ref. [18]]. But the term of our interest arises from the Lagrangian and a similar term  $\sim \zeta^4$  does not arise from  $\pi_\zeta \dot{\zeta}$ . So the term of interest in  $H_{\text{int}}^{(4)}$  is simply the same as in the action but with a negative sign.

$$+ \text{ complex conjugate .} \quad (3.16)$$

Note that it is a six-point correlation that has been reduced by using Wick's theorem to this form. As mentioned earlier, this contribution precedes the eight-point correlation that arises from cubic order action. (For details about the contractions and associated Feynman diagrams of this contribution, see the Appendix B.) The above relation leads to the corresponding dimensionless power spectrum, which we shall denote as  $\mathcal{P}_C^{(4)}(k)$ , of the form

$$\begin{aligned} \mathcal{P}_C^{(4)}(k) &= \frac{i}{6} \left( \frac{k^3}{2\pi^2} \right) f_k^2(\eta_e) \int d\eta a^4 V \epsilon_1 \epsilon_2 \epsilon_3 \epsilon_4 \epsilon_5 [f_k^*(\eta)]^2 \int d \ln q \mathcal{P}_s(q, \eta) \\ &+ \text{ complex conjugate ,} \end{aligned} \quad (3.17)$$

where we have used the definition of dimensionless power spectrum,  $\mathcal{P}_s(k, \eta)$ :

$$\mathcal{P}_s(k, \eta) = \frac{k^3}{2\pi^2} |f_k(\eta)|^2. \quad (3.18)$$

This  $\mathcal{P}_C^{(4)}(k)$  is the contribution to  $\mathcal{P}_s(k)$  due to quartic order action and the complete power spectrum at this order shall be  $\mathcal{P}_s(k) + \mathcal{P}_C^{(4)}(k)$ .

### 3.1 Slow roll

Before computing  $\mathcal{P}_C^{(4)}(k)$  in the SR-USR-SR model, we estimate the magnitude of such a loop-level contribution for the case of slow roll inflation. In a standard scenario of slow roll, the slow roll parameters can be shown to be  $\epsilon_1 \simeq \epsilon_2 \simeq \epsilon_3 \simeq \epsilon_4 \simeq \epsilon_5 \simeq 10^{-3}$ . Further, we can solve for the mode function  $f_k(\eta)$  analytically and impose the Bunch-Davies initial condition when the mode is deep inside the Hubble radius. The mode function  $f_k(\eta)$  can be expressed as (e.g. [1, 14, 54, 62] and references therein)

$$f_k(\eta) = -\frac{H\eta}{M_{\text{Pl}}\sqrt{4k\epsilon_1}} e^{-ik\eta} \left( 1 - \frac{i}{k\eta} \right). \quad (3.19)$$

Using this mode function and the the slow roll parameters  $\epsilon_i$ s in Eq. (3.17) we evaluate  $\mathcal{P}_C^{(4)}(k)$  to be

$$\begin{aligned} \mathcal{P}_C^{(4)}(k) &= -\frac{i}{8} \epsilon_2 \epsilon_3 \epsilon_4 \epsilon_5 (\mathcal{P}_s^0)^2 \int \frac{d\eta}{k\eta^2} \left( 1 + \frac{i}{k\eta} \right)^2 e^{2ik\eta} \int d \ln q (1 + q^2 \eta^2) \\ &+ \text{ complex conjugate ,} \end{aligned} \quad (3.20)$$

where  $\mathcal{P}_s^0 = H^2/(8\pi^2 M_{\text{Pl}}^2 \epsilon_1)$ ; in slow roll inflation,  $\mathcal{P}_s^0$  yields the first-order power spectrum (Eq. (2.16)). We have used the slow roll approximation that  $3H^2 M_{\text{Pl}}^2 \simeq V$  and  $a = -1/(H\eta)$  in this relation. On performing the integral over  $q$ , we obtain

$$\begin{aligned} \mathcal{P}_C^{(4)}(k) &= -\frac{i}{8} \epsilon_1^4 (\mathcal{P}_s^0)^2 \int_{\eta_i}^{\eta_e} \frac{d\eta}{k\eta^2} \left( 1 + \frac{i}{k\eta} \right)^2 e^{2ik\eta} \left[ \ln \left( \frac{k_{\text{max}}}{k_{\text{min}}} \right) + \frac{\eta^2}{2} (k_{\text{max}}^2 - k_{\text{min}}^2) \right] \\ &+ \text{ complex conjugate .} \end{aligned} \quad (3.21)$$

We have introduced and used  $k_{\text{min}}$  and  $k_{\text{max}}$  as the limits of the integral over  $q$ , instead of taking the formal limits of 0 and  $\infty$ , respectively. These quantities help us to illustrate the functional behaviour of the divergences that occur  $\mathcal{P}_C^{(4)}(k)$  in these limits. The quadratic

term  $k_{\max}^2 - k_{\min}^2$  arises owing to the sub-Hubble behaviour of the mode function, whereas the super-Hubble behaviour of the mode function leads to the logarithmic term  $\ln(k_{\max}/k_{\min})$ . We shall encounter these two types of divergences arising from integrating over  $\mathcal{P}_s(q, \eta)$  once again in the model of SR-USR-SR and shall discuss them separately in App. A in some detail.

To obtain numerical estimates, we set  $k_{\min} = 10^{-6} \text{ Mpc}^{-1}$ , the wavenumber that exits the Hubble radius 70 e-folds before the end of inflation. We choose  $k_{\max} = 10^{20} \text{ Mpc}^{-1}$ ,  $k_{\max} \simeq -1/\eta_e$ , the wavenumber that exits the Hubble radius at the end of inflation.

We further define  $x = k\eta$  which allows us to recast Eq. (3.21) as:

$$\mathcal{P}_c^{(4)}(k) = -\frac{i}{8}\epsilon_1^4 (\mathcal{P}_s^0)^2 \int_{x_i}^{x_e} \frac{dx}{x^2} \left(1 + \frac{i}{x}\right)^2 e^{2ix} \left[c_1 + \frac{c_2}{2} x^2\right] + \text{complex conjugate}. \quad (3.22)$$

Here  $c_1 = \ln(k_{\max}/k_{\min})$  and  $c_2 = (k_{\max}^2 - k_{\min}^2)/k^2$ . Note that the limits of the time integral in terms of  $x$  become  $x_i = k\eta_i$  and  $x_e = k\eta_e$ , where  $\eta_i \rightarrow -\infty$  and  $\eta_e \rightarrow 0$ . But to be consistent with the definitions of  $k_{\min}$  and  $k_{\max}$ , we choose  $\eta_i = -1/k_{\min}$  and  $\eta_e = -1/k_{\max}$ . This is understandable as the initial conformal time corresponds to the epoch when the largest scale of interest was well inside the Hubble radius and the conformal time at the end of inflation is when the smallest scale exits it. Thus we can express the limits of the integral over  $x$  as  $x_i = -k/k_{\min}$  and  $x_e = -k/k_{\max}$ . Using the values of  $k_{\min}$  and  $k_{\max}$ , we obtain the estimates of  $c_1$  and  $c_2$  to be

$$c_1 = \ln\left(\frac{k_{\max}}{k_{\min}}\right) = \ln\left(\frac{\eta_i}{\eta_e}\right) \simeq 70, \quad (3.23)$$

$$c_2 = \frac{(k_{\max}^2 - k_{\min}^2)}{k^2} \simeq \left(\frac{k_{\max}}{k}\right)^2. \quad (3.24)$$

Using the wavenumber corresponding to the pivot scale of CMB  $k = k_* = 5 \times 10^{-2} \text{ Mpc}^{-1}$ , we get  $c_2 \simeq 10^{42}$ . We perform the integral over  $x$  and obtain

$$\mathcal{P}_c^{(4)}(k) \simeq \frac{1}{8}\epsilon_1^4 (\mathcal{P}_s^0)^2 \left[ \left( \frac{28}{9} - \frac{4\gamma}{3} - \frac{4}{3} \ln(-2x_e) \right) c_1 + 3c_2 \right], \quad (3.25)$$

where  $\gamma \simeq 0.577$  is Euler-Mascheroni constant. Eq. (3.25) gets its main contribution from the upper limit of the integral  $x_e \ll 1$ . The contribution from the lower limit of  $\eta = \eta_i$  is neglected since the integrand is highly oscillatory in that regime and hence will be suppressed on integration over  $x$ .

We have already identified  $c_1$  and  $c_2$  as contributions from the super-Hubble and sub-Hubble scales, respectively. We can clearly see  $c_1$  to be source of infrared divergence from its behaviour as  $x \rightarrow 0$ . In our case,  $x_e = k/k_{\max}$  and  $c_1 \propto \ln(-2x_e)$ .  $c_2$  signifies ultra-violet divergence as  $k_{\max} \rightarrow \infty$ . This term dominates for the expected value of  $k_{\max}$  (the last scale to exit the Hubble radius before the end of inflation). However, as this term arises from sub-Hubble physics which is uncertain and subject to renormalization before it can be interpreted, it is normally neglected (for similar treatments in the case of cubic order action, see Refs. [21, 25, 28, 29, 33, 42]).

Neglecting the quadratic divergence involving  $c_2$ , we focus on term containing the logarithmic form of  $c_1$  that yields

$$\mathcal{P}_c^{(4)}(k) \simeq -\frac{1}{6}\epsilon_1^4 (\mathcal{P}_s^0)^2 c_1 \ln\left(2\frac{k_*}{k_{\max}}\right) \sim 10^{-28}. \quad (3.26)$$

Using  $k = k_*$ , the CMB pivot scale and the value of power spectrum  $\mathcal{P}_s^0(k_*) \simeq 2 \times 10^{-9}$ ,  $\mathcal{P}_c^{(4)}(k)$  is found to be extremely small when compared to the first order result  $\mathcal{P}_s^0(k)$ , leading to a relative correction of  $\mathcal{P}_c^{(4)}(k_*)/\mathcal{P}_s(k_*) \simeq 10^{-19}$ . We did not use any specific model of inflation for obtaining this estimate, but we use only one term from the quartic action, which is chosen to maximize the contribution in the SR-USR-SR model owing to sharp transition between the phases. However, other terms are also on the order  $\epsilon_1^4$  and second order in the first order power spectrum, so we have reasons to expect that the order of magnitude we obtain gives generic one loop-level contribution to  $\mathcal{P}_s(k)$  due to quartic action for slow roll inflation.

### 3.2 Model of interest : SR-USR-SR

We now turn to the model of interest, a brief epoch of USR occurring between two phases of slow roll. We shall use the slow roll over parameters  $\epsilon_i$ s modelled in section 2 (Eq. (2.7)) along with the approximations of  $a \simeq -1/(H\eta)$  and  $V \simeq 3H^2 M_{\text{pl}}^2$ . This allows us to identify the epochs that contribute significantly to the time integral in Eq. (3.17). In the first and the third SR phase, the contribution is negligible as already noted in the previous section. This allows us to restrict the time integral to the USR phase. This gives us:

$$\begin{aligned} \mathcal{P}_c^{(4)}(k) &= \frac{ik^3}{2\pi^2} \frac{M_{\text{pl}}^2}{H^2} \epsilon_{1i} \epsilon_{2\text{II}} f_k^2(\eta_e) \int_{\eta_1}^{\eta_2} \frac{d\eta}{\eta^3} \left( \frac{\eta}{\eta_1} \right)^6 \left( \pm \frac{1}{\sqrt{\pi}\Delta\eta} e^{-\frac{(\eta-\eta_{1,2})^2}{\Delta\eta^2}} \right) \left[ 1 - 2 \frac{\eta(\eta - \eta_{1,2})}{\Delta\eta^2} \right] \\ &\times \left[ \frac{2\eta(2\eta - \eta_{1,2})}{\Delta\eta^2 - 2\eta(\eta - \eta_{1,2})} \right] [f_k^*(\eta)]^2 \int d \ln q \mathcal{P}_s(q, \eta) + \text{complex conjugate}. \end{aligned} \quad (3.27)$$

As discussed in section 2, we consider sharp transition between different phases in this paper. In this case,  $\Delta\eta \ll 1$ , i.e.  $\exp[-(\eta - \eta_{1,2})^2/\Delta\eta^2]/(\sqrt{\pi}\Delta\eta) \rightarrow \delta^{(1)}(\eta - \eta_{1,2})$ . With this scenario in view, it can be shown that most of the contribution to Eq. (3.27) arises from the two transition points. This simplifies Eq. (3.27) to

$$\begin{aligned} \mathcal{P}_c^{(4)}(k) &= i \frac{M_{\text{pl}}^2}{H^2} \frac{\epsilon_{1i} \epsilon_{2\text{II}}}{\Delta\eta^2} \frac{k^3}{2\pi^2} f_k^2(\eta_e) \left[ \frac{[\zeta_k^*(\eta_1)]^2}{\eta_1} \int d \ln q \mathcal{P}_s(q, \eta_1) \right. \\ &\quad \left. - \left( \frac{\eta_2}{\eta_1} \right)^6 \frac{[f_k^*(\eta_2)]^2}{\eta_2} \int d \ln q \mathcal{P}_s(q, \eta_2) \right] + \text{complex conjugate}. \end{aligned} \quad (3.28)$$

We then utilize the form of the mode functions  $f_k(\eta)$  that we have solved in the earlier section (Eqs. (2.8), (2.9) and (2.12)) and obtain the expression of  $\mathcal{P}_c^{(4)}(k)$  as

$$\begin{aligned} \mathcal{P}_c^{(4)}(k) &= \frac{i}{4} \left( \frac{H^2}{8\pi^2 M_{\text{pl}}^2 \epsilon_{1f}} \right)^2 \frac{\epsilon_{2\text{II}}}{k^3 \eta_2 \Delta\eta^2} \mathcal{F}^2(\alpha_k, \beta_k, \eta_e) \\ &\times \left\{ (\mathcal{F}^*(1, 0, \eta_1))^2 \left( \frac{\eta_2}{\eta_1} \right)^7 \int d \ln q (1 + q^2 \eta_1^2) \right. \\ &\quad \left. - (\mathcal{F}^*(\alpha_k, \beta_k, \eta_2))^2 \left[ \int d \ln q (1 + q^2 \eta_2^2) + \int d \ln q \left[ 2|\beta_q|^2 (1 + q^2 \eta_2^2) \right. \right. \right. \\ &\quad \left. \left. \left. + \left( \alpha_q^* \beta_q e^{2iq\eta_2} (q^2 \eta_2^2 - 1 + 2iq\eta_2) + \alpha_q \beta_q^* e^{-2iq\eta_2} (q^2 \eta_2^2 - 1 - 2iq\eta_2) \right) \right] \right] \right\} \\ &+ \text{complex conjugate}, \end{aligned} \quad (3.29)$$

where the function  $\mathcal{F}(\alpha_k, \beta_k, \eta)$  is defined for convenience as

$$\mathcal{F}(\alpha_k, \beta_k, \eta) = \alpha_k e^{-ik\eta}(k\eta - i) + \beta_k e^{ik\eta}(k\eta + i). \quad (3.30)$$

We can notice a few points about the structure of  $\mathcal{P}_C^{(4)}(k)$ . The main contribution to  $\mathcal{P}_C^{(4)}(k)$  is entirely due to the transitions between the slow roll and USR regimes captured as a Dirac delta function in  $\epsilon_3$ . We notice that when we set  $\eta_1 = \eta_2$ ,  $\alpha_k = 1$  and  $\beta_k = 0$ , so that the terms inside the curly braces cancel each other, this contribution vanishes leaving behind the subdominant behaviour due to the small but non-zero values of  $\epsilon_i$ s as seen in the case of slow roll. For a finite duration of USR,  $\mathcal{P}_C^{(4)}(k) \propto 1/\Delta\eta^2$ . This indicates that in the limit of a sharp transition with  $\Delta\eta \rightarrow 0$ ,  $\mathcal{P}_C^{(4)}(k)$  becomes very large. It is essentially because of the higher order slow roll parameter  $\epsilon_4 \propto 1/\Delta\eta^2$ . On the other hand, when the transition is smoothed using a finite value of  $\Delta\eta$ , it attenuates the amplitude of  $\mathcal{P}_C^{(4)}(k)$  and in the extreme limit of  $\Delta\eta \rightarrow \infty$ ,  $\mathcal{P}_C^{(4)}(k) \rightarrow 0$  (see e.g. [41] who have recently studied the impact of the smoothness of this transition on the power spectrum correction for cubic order action).

The structure of the integral over the loop momentum  $q$ , evaluated at  $\eta_1$  or  $\eta_2$ , follows the logic of the discussion in the slow roll case. We find that there arise two kinds of divergences in the limits of integration. In the upper limit, the divergence is dominated by the term  $q^2\eta^2$  as  $q \rightarrow \infty$  (the ultra-violet divergence whose origin is the shape of mode function on sub-Hubble scales), whereas in the lower limit the divergence is of the form  $\ln[q_{\min}\eta]$  as  $q_{\min} \rightarrow 0$  (the infra-red divergence that arises from physics on super-Hubble scales). These divergences have been studied in the literature, mainly in the context of slow roll inflation [14, 58, 60, 61]. The contribution owing to sub-Hubble modes at any given time has to be regularized and renormalized and can not be treated as observable. Therefore, we restrict the range of integral over loop momentum to the super-Hubble modes at  $\eta_1$  and  $\eta_2$ , i.e.  $|q\eta_{1,2}| < 1$  for the respective integrals. We relegate further discussion regarding the nature of the quadratic divergence to Appendix A.

Thus, we arrive at  $\mathcal{P}_C^{(4)}(k)$ , with integrals over  $q$  at  $\eta_1$  and  $\eta_2$  performed only with contribution from super-Hubble modes to be

$$\begin{aligned} \mathcal{P}_C^{(4)}(k) &\simeq \frac{i}{4} \left( \frac{H^2}{8\pi^2 M_{\text{Pl}}^2 \epsilon_{1f}} \right)^2 \frac{\epsilon_2^{\text{II}}}{k^3 \eta_2 \Delta\eta^2} \mathcal{F}^2(\alpha_k, \beta_k, \eta_e) \\ &\times \left\{ (\mathcal{F}^*(1, 0, \eta_1))^2 \left( \frac{k_1}{k_2} \right)^7 \left[ \ln \left( \frac{k_1}{k_{\min}} \right) + \frac{1}{2} \left( 1 - \frac{k_{\min}^2}{k_1^2} \right) \right] \right. \\ &- (\mathcal{F}^*(\alpha_k, \beta_k, \eta_2))^2 \left[ \left( \frac{k_1}{k_2} \right)^6 \left[ \ln \left( \frac{k_2}{k_{\min}} \right) - \frac{1}{10} \left( 1 - \frac{k_{\min}^2}{k_2^2} \right) \right] \right. \\ &\left. \left. - \left[ \frac{2}{5} \left( \frac{k_1}{k_2} \right) - \left( \frac{k_1}{k_2} \right)^4 \right] \left[ 1 - \left( \frac{k_{\min}}{k_2} \right)^2 \right] \right] \right\} + \text{complex conjugate}, \end{aligned} \quad (3.31)$$

where we have set  $k_1 = -1/\eta_1$  and  $k_2 = -1/\eta_2$ .

We shall explore the behaviour of this  $\mathcal{P}_C^{(4)}(k)$  in terms of the three parameters that characterize the model, namely, the onset of USR, now parameterized using the corresponding wavenumber  $k_1$ , the duration of USR which we shall measure in e-folds as  $\Delta N$  and the smoothness of the transition between slow roll and USR epochs,  $\Delta\eta$ . The parameters  $k_2$  and  $k_1$  are related as  $k_2 = k_1 \exp(\Delta N)$ .

## 4 Results

We begin by examining the general shape of the one-loop correction  $\mathcal{P}_c^{(4)}(k)$  and understanding the prominent features therein. We present the behaviour of  $\mathcal{P}_c^{(4)}(k)$  against the first-order power spectrum  $\mathcal{P}_s(k)$  (Eq. (2.15)) in Fig. 1. We have made suitable choice of parameter values such that we obtain correct normalization over CMB scales and sufficient enhancement over small scales. The first-order power spectrum  $\mathcal{P}_s(k)$  over large scales with  $k \ll k_1$  and small scales of  $k \gg k_2$  agree with the asymptotic expressions mentioned in Eqs. (2.16) and (2.17), respectively.

We attempt to obtain similar expressions characterizing the asymptotic behaviour of the correction  $\mathcal{P}_c^{(4)}(k)$  over large and small scales. We first consider  $\mathcal{P}_c^{(4)}(k)$  over large scales of  $k \ll k_1 < k_2$ . In such a limit, we obtain

$$\begin{aligned} \mathcal{P}_c^{(4)}(k \ll k_1) &\simeq -\frac{\epsilon_2^{\text{II}}}{3k_1^2\Delta\eta^2} \left(\frac{H^2}{8\pi^2 M_{\text{Pl}}^2 \epsilon_{1i}}\right)^2 \left\{ \left[ 2\left(\frac{k_2}{k_1}\right)^3 - 1 \right] \left[ \ln\left(\frac{k_1}{k_{\text{min}}}\right) + \frac{1}{2} \right] \right. \\ &\quad \left. - \left(\frac{k_2}{k_1}\right)^4 \left[ \log\left(\frac{2k_2}{k_1}\right) + \gamma - \frac{1}{6} \right] \right\}, \\ &\simeq -\frac{2\epsilon_2^{\text{II}}}{3k_1^2\Delta\eta^2} \left(\frac{H^2}{8\pi^2 M_{\text{Pl}}^2 \epsilon_{1i}}\right)^2 \left(\frac{k_2}{k_1}\right)^3 \ln\left(\frac{k_1}{k_{\text{min}}}\right). \end{aligned} \quad (4.1)$$

Eq. (4.1) shows that  $\mathcal{P}_c^{(4)}(k)$  is scale invariant and positive over large scales, when  $k_1/k_{\text{min}}$  is much larger as compared to  $k_2/k_1$ . It is seen in Figure 1 that Eq. (4.1) captures well the asymptotic form of Eq. (3.31) in the large scale limit. Using  $\mathcal{P}_s(k \ll k_1) \simeq H^2/(8\pi^2 M_{\text{Pl}}^2 \epsilon_{1i})$ , the ratio of  $\mathcal{P}_c^{(4)}(k)$  to  $\mathcal{P}_s(k)$  over these scales is

$$\frac{\mathcal{P}_c^{(4)}(k)}{\mathcal{P}_s(k)} = -\frac{2\epsilon_2^{\text{II}}}{3k_1^2\Delta\eta^2} \left(\frac{H^2}{8\pi^2 M_{\text{Pl}}^2 \epsilon_{1i}}\right) \left(\frac{k_2}{k_1}\right)^3 \ln\left(\frac{k_1}{k_{\text{min}}}\right). \quad (4.2)$$

For the values of parameters we have used in Fig. 1, this ratio is much smaller than unity. In this case, the loop-level contribution  $\mathcal{P}_c^{(4)}(k)$  poses no problem to the validity of the perturbation theory. We study other cases of interest in the next sub-sections.

The shape of  $\mathcal{P}_c^{(4)}(k)$  at  $k \simeq k_1$  mimicks the enhancement of  $\mathcal{P}_s(k)$  with the slope of  $k^4$ . An interesting feature to note is that  $\mathcal{P}_c^{(4)}(k)$  contains a null at the same scale  $k = k_{\text{dip}}$  as the first-order power spectrum  $\mathcal{P}_s(k)$  (for details see e.g. [50, 66] and references therein). This suggests that the null in  $\mathcal{P}_s(k)$  shall not get altered due to the addition of  $\mathcal{P}_c^{(4)}(k)$ . Another feature of  $\mathcal{P}_c^{(4)}(k)$  is that it is not guaranteed to be positive over all scales. In fact we see it crossing zero at  $k_{\text{dip}}$  and then becoming negative over the range where it is enhanced in amplitude. Further, we observe it altering between positive and negative values over scales of  $k \geq k_1$  and hence containing multiple other nulls whenever it crosses zero. The sign and the oscillatory nature of  $\mathcal{P}_c^{(4)}(k)$  arise essentially from the relative phase difference when the mode functions at two different times,  $\eta_e$  and  $\eta$ , are contracted. To better understand the origin of the sign and the overall structure of  $\mathcal{P}_c^{(4)}(k)$ , we rederive the quantity in a slightly different manner in Appendix C.

We next examine the asymptotic form of the correction  $\mathcal{P}_c^{(4)}(k)$  over small scales  $k \gg k_2 > k_1$ . In this limit, we obtain

$$\mathcal{P}_c^{(4)}(k \gg k_2) \simeq -\frac{\epsilon_2^{\text{II}}}{2kk_2\Delta\eta^2} \left(\frac{H^2}{8\pi^2 M_{\text{Pl}}^2 \epsilon_{1f}}\right)^2 \left\{ \left[ \ln\left(\frac{2k_2}{k_1}\right) + \gamma - \frac{1}{6} \right] \sin\left(\frac{2k}{k_2}\right) \right.$$

$$- \left( \frac{k_1}{k_2} \right)^5 \left[ \ln \left( \frac{k_1}{k_{\min}} \right) + \frac{1}{2} \right] \sin \left( \frac{2k}{k_1} \right) \Bigg\}, \quad (4.3)$$

where  $\gamma \simeq 0.577$  is the Euler-Mascheroni constant. We can see that the first term within the curly braces dominates the second term, due to the factor of  $(k_1/k_2)^5$ . The overall prefactor that forms the envelope of oscillations suggests that  $\mathcal{P}_C^{(4)}(k) \propto 1/k$  over small scales and it matches the complete  $\mathcal{P}_C^{(4)}(k)$  as can be seen in Fig. 1. The ratio of  $\mathcal{P}_C^{(4)}(k)$  to  $\mathcal{P}_S(k)$  in this regime is

$$\frac{\mathcal{P}_C^{(4)}(k)}{\mathcal{P}_S(k)} \simeq - \frac{\epsilon_2^{\text{II}}}{2k k_2 \Delta\eta^2} \left( \frac{H^2}{8\pi^2 M_{\text{Pl}}^2 \epsilon_{1f}} \right) \left[ \ln \left( \frac{2k_2}{k_1} \right) + \gamma - \frac{1}{6} \right] \quad (4.4)$$

where we have used  $\mathcal{P}_S(k \gg k_2) = H^2/(8\pi^2 M_{\text{Pl}}^2 \epsilon_{1f})$ . We also notice that  $\mathcal{P}_C^{(4)}(k)$  scales as  $1/k_2^2$  and  $1/k_2$  in Eqs. (4.1) and (4.4), respectively. These terms suggest that  $\mathcal{P}_C^{(4)}(k)$ , though sub-dominant for large  $k_2$ , the case shown in Fig. 1, can become large and comparable to  $\mathcal{P}_S(k)$  for smaller values of  $k_2$ .

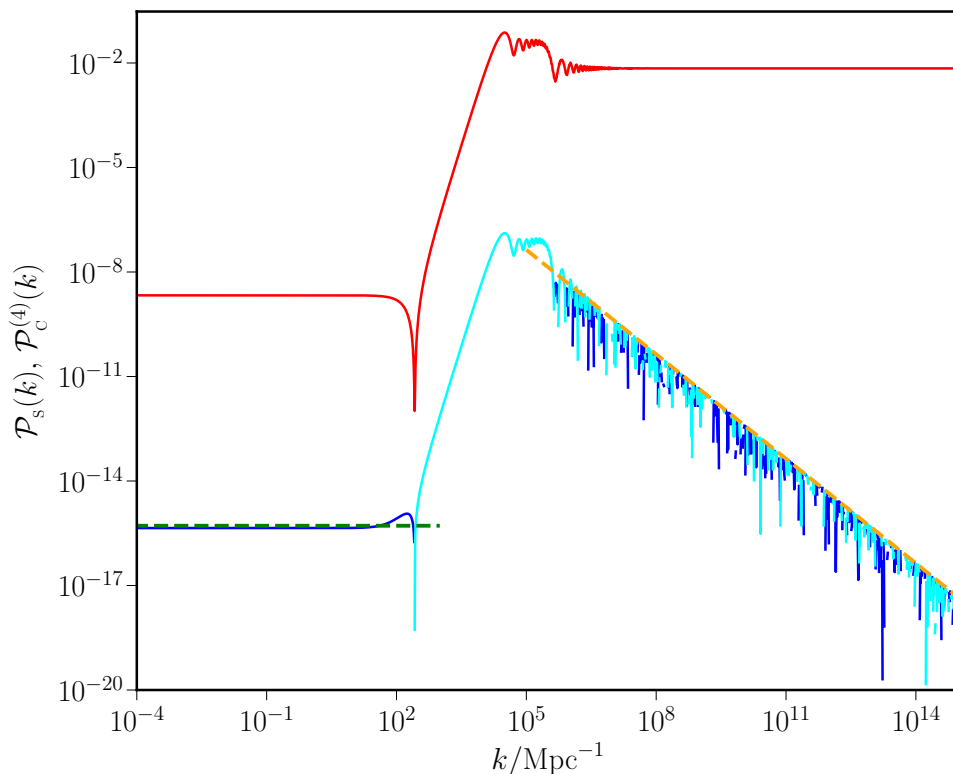
An important feature of Eq. (4.3) is that the correction  $\mathcal{P}_C^{(4)}(k)$  can become negative at small scales. In Appendix C, we investigate the structure of the correction  $\mathcal{P}_C^{(4)}(k)$  in detail with particular focus on the origin of its sign. The power spectrum, the sum of first-order power spectrum and the correction, is positive definite so the correction can be negative if it doesn't dominate the first-order contribution. However, we later find cases in which the correction can be negative and dominate the first-order power spectrum. This signals the breakdown of both perturbative expansion and the positivity of the power spectrum and indicates that we are not accounting for all the relevant terms in the perturbative expansion. A detailed investigation that takes into account the impact of all the terms whose inclusion is needed to justify the perturbative expansion at small scales is left to a future work.

In next subsections, we further study the dependence of  $\mathcal{P}_C^{(4)}(k)$  on the three defining parameters of the model: (a) the onset of the USR phase,  $\eta_1 = -1/k_1$ , (b) the duration of the USR phase,  $\Delta N$  and (c) the smoothness of transition,  $\Delta\eta$ . We carry out our analysis for three separate cases that have been motivated by different contexts in the literature—(i) late onset of USR that affects the power spectrum over small scales and is relevant for the production of primordial black holes, (ii) an intermediate regime in which the power enhancement is constrained by CMB spectral distortion, (iii) the early onset of USR which affects the spectrum over large scales and has been studied for understanding the CMB angular power spectra at large angular scales.

#### 4.1 Late onset of USR

We first consider the scenario where the USR epoch occurs during later stages of inflation as is required for enhancement of power over small scales to induce significant production of PBHs (see for recent reviews, [54, 73] and references therein). The parameters such as  $H$  and  $\epsilon_{1i}$  are chosen such that the large scales exiting the Hubble radius in the initial slow roll epoch have their  $\mathcal{P}_S(k)$  normalized to about  $2 \times 10^{-9}$  around the pivot scale of CMB  $k_* = 5 \times 10^{-2} \text{ Mpc}^{-1}$ . This initial slow roll epoch also ensures that the power spectrum  $\mathcal{P}_S(k)$  is nearly nearly scale invariant at large scales which is required by CMB anisotropy data [74]. The onset of USR is set at a sufficiently later stage so that both the amplitude and shape of the power spectrum at such scales are unaffected. The duration of USR that follows is chosen suitably such that the amplitude of the spectrum is enhanced to about  $10^{-2}$  at its peak. The



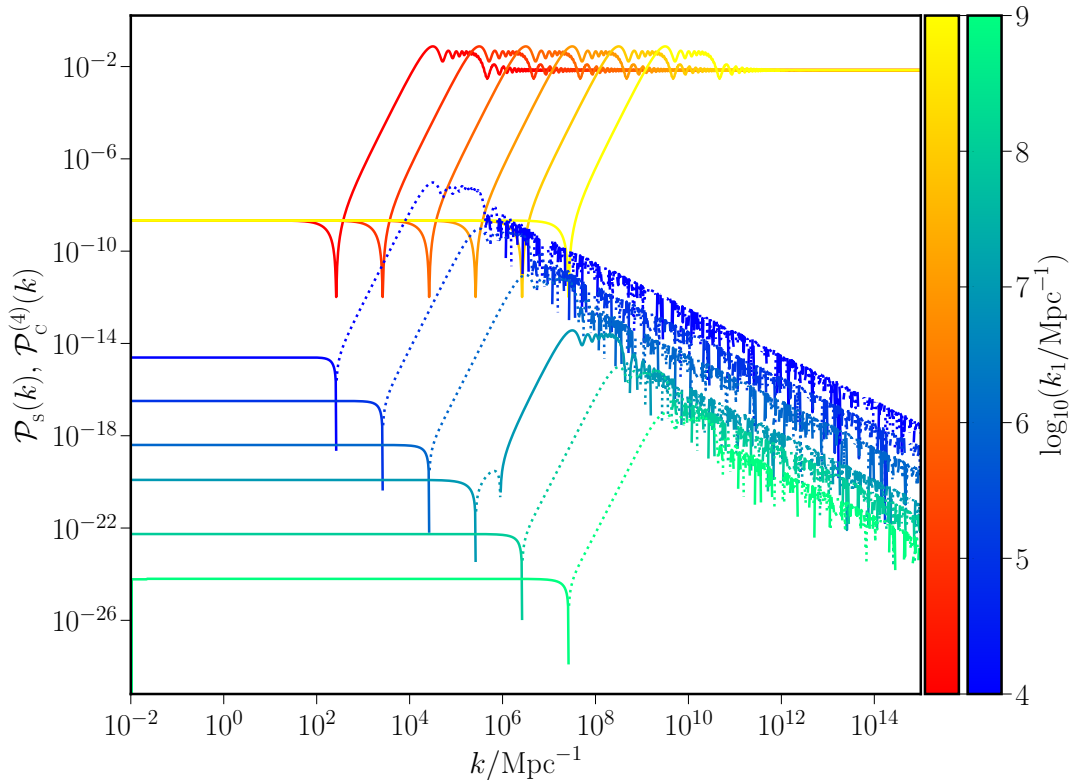


**Figure 1.** The first order power spectrum  $\mathcal{P}_s(k)$  (in red) and the loop correction  $\mathcal{P}_C^{(4)}(k)$  (in blue) are displayed for the following parameters:  $H = 1.3 \times 10^{-5} M_{\text{Pl}}$ ,  $\epsilon_{1_i} = 10^{-3}$ ,  $\epsilon_2^{\text{II}} = -6$ ,  $\Delta\eta = 10^{-3} \text{ Mpc}$ ,  $k_1 = 10^4 \text{ Mpc}^{-1}$ ,  $\Delta N = 2.5$ ,  $k_{\text{min}} = 10^{-6} \text{ Mpc}^{-1}$ ,  $k_{\text{max}} = 10^{20} \text{ Mpc}^{-1}$ . The negative values of  $\mathcal{P}_C^{(4)}(k)$  are shown in cyan. We also plot the asymptotic expressions obtained in Eqs. (4.1) (dashed green) and the envelope of Eq. (4.3) (dashed orange) to compare them with the exact expressions in respective regimes. We note that the oscillatory features seen at small scales in the loop correction  $\mathcal{P}_C^{(4)}(k)$  are also captured well by Eq. (4.3)

last slow roll epoch that follows leads to yet another scale invariant part of  $\mathcal{P}_s(k)$  over small scales.

In such a case, we compute  $\mathcal{P}_C^{(4)}(k)$  (Eq. (3.31)) with  $\eta_1$  chosen to be sufficiently late such that  $k_1 \geq 10^4 \text{ Mpc}^{-1}$ . We choose the values of other relevant parameters to be  $H = 10^{-5} M_{\text{Pl}}$ ,  $\epsilon_{1_i} = 7 \times 10^{-4}$  to achieve appropriate normalization of  $\mathcal{P}_s(k)$  over CMB scales. We know that  $k_2 = k_1 \exp(\Delta N_{\text{USR}})$ , and we set  $\Delta N_{\text{USR}} = 2.5$  so that the amplitude of the peak in the spectrum is about  $\mathcal{P}_s(k) \sim 5 \times 10^{-2}$ , as is required to produce significant population of PBHs. We also set the value of  $\Delta\eta = 10^{-3} \text{ Mpc}$  to mimic instantaneous transition and later vary this parameter to determine the impact of smoothening the transition.

In Figure 2, we present  $\mathcal{P}_C^{(4)}(k)$ , varied over a range of  $k_1$ , that correspond to different onsets of USR. In this case, the amplitude of  $\mathcal{P}_C^{(4)}(k)$  over the entire range of  $k$  is seen to be much smaller than  $\mathcal{P}_s(k)$ . This has a crucial implication for the scenario of production of PBHs. The loop-level contribution arising from quartic action to the first-order power spectrum spectrum is sub-dominant and does not alter the prediction for observables. As  $\mathcal{P}_C^{(4)}(k) \propto 1/k_2^2 \propto 1/k_1^2$ , the correction becomes even less significant when the onset of USR is



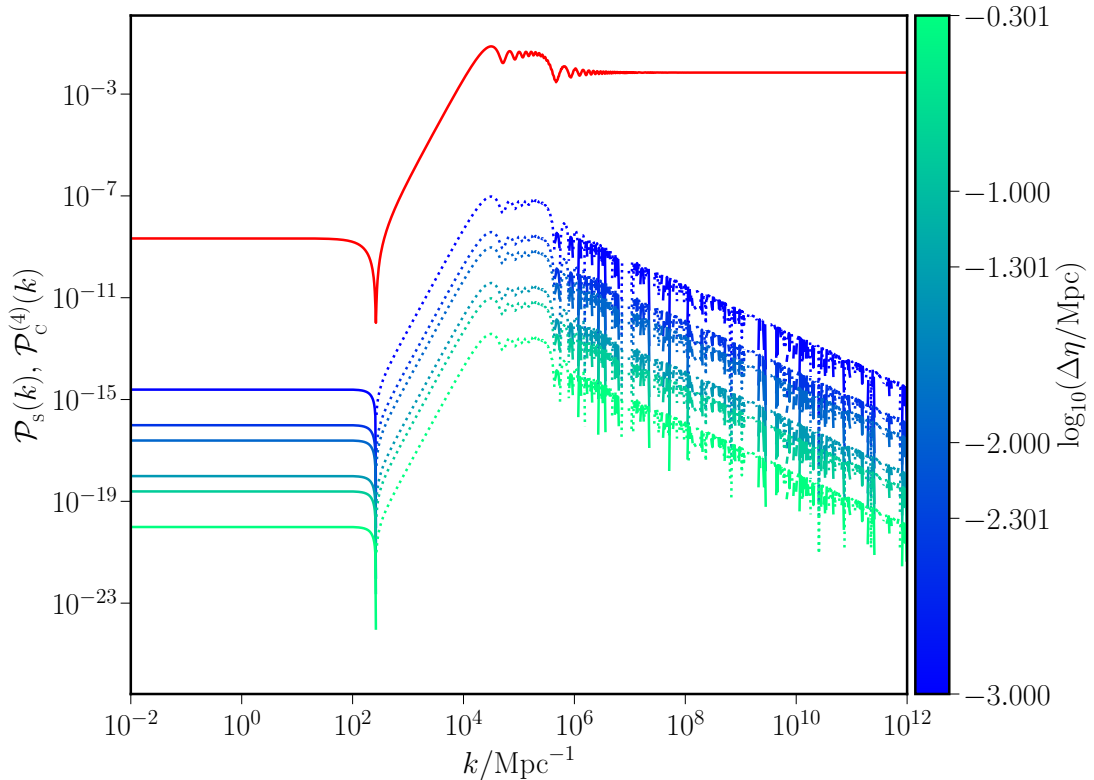
**Figure 2.** The quantities  $\mathcal{P}_s(k)$  (in shades of red to yellow) and  $\mathcal{P}_C^{(4)}(k)$  (in shades of blue to green) are illustrated here for the case of late onset of USR. Note that  $\mathcal{P}_C^{(4)}(k)$  contains both positive and negative values (plotted in solid and dotted lines). The onset of USR  $\eta_1$  is varied over a range such that the corresponding wavenumber  $k_1 = -1/\eta_1$  takes the values,  $k_1 = 10^4, 10^5, 10^6, 10^7, 10^8$  and  $10^9 \text{ Mpc}^{-1}$ . The duration of USR is set to be  $\Delta N = 2.5$ , so that the enhancement in  $\mathcal{P}_s(k)$  over small scales is sufficiently large to produce PBHs, while ensuring appropriate CMB normalization over large scales. We observe that  $\mathcal{P}_C(k) \propto 1/k_1^2$  and hence earlier the onset, larger is the correction. However, the correction is highly sub-dominant even for the case when the enhancement of power occurs as early as with  $k_1 = 10^4 \text{ Mpc}^{-1}$ .

pushed to later stages of inflation.

In Figure 3, we present the behavior of  $\mathcal{P}_C^{(4)}(k)$  with respect to the smoothening parameter  $\Delta\eta$ . We observe that the overall amplitude of  $\mathcal{P}_C^{(4)}(k)$  is suppressed with larger values of  $\Delta\eta$ . This is to be expected from Eq. (3.31), where we can clearly see  $\mathcal{P}_C^{(4)}(k) \propto 1/\Delta\eta^2$ . We should note that the smoothening also mildly affects the shape of the spectra as it suppresses the oscillations present in both  $\mathcal{P}_s(k)$  and  $\mathcal{P}_C^{(4)}(k)$ .

## 4.2 Intermediate onset of USR

We consider a scenario where the phase of USR occurs just after the large scales probed by Planck ( $k \simeq 10^{-4} - 0.2 \text{ Mpc}^{-1}$ ) exit the Hubble radius. In this case, the parameters are chosen such that the modes with  $k \ll k_1$  have scalar power normalized to  $\mathcal{P}_s^0 \simeq 2.1 \times 10^{-9}$  and the enhancement occurs over scales of  $1 \text{ Mpc}^{-1} < k < 10^3 \text{ Mpc}^{-1}$ . We restrict the duration of USR so that  $\mathcal{P}_s(k)$  at its maximum is well within the bound on its amplitude  $\mathcal{P}_s(k) < 10^{-5}$ , as imposed by FIRAS due to CMB spectral distortions (e.g. [75] and references therein).



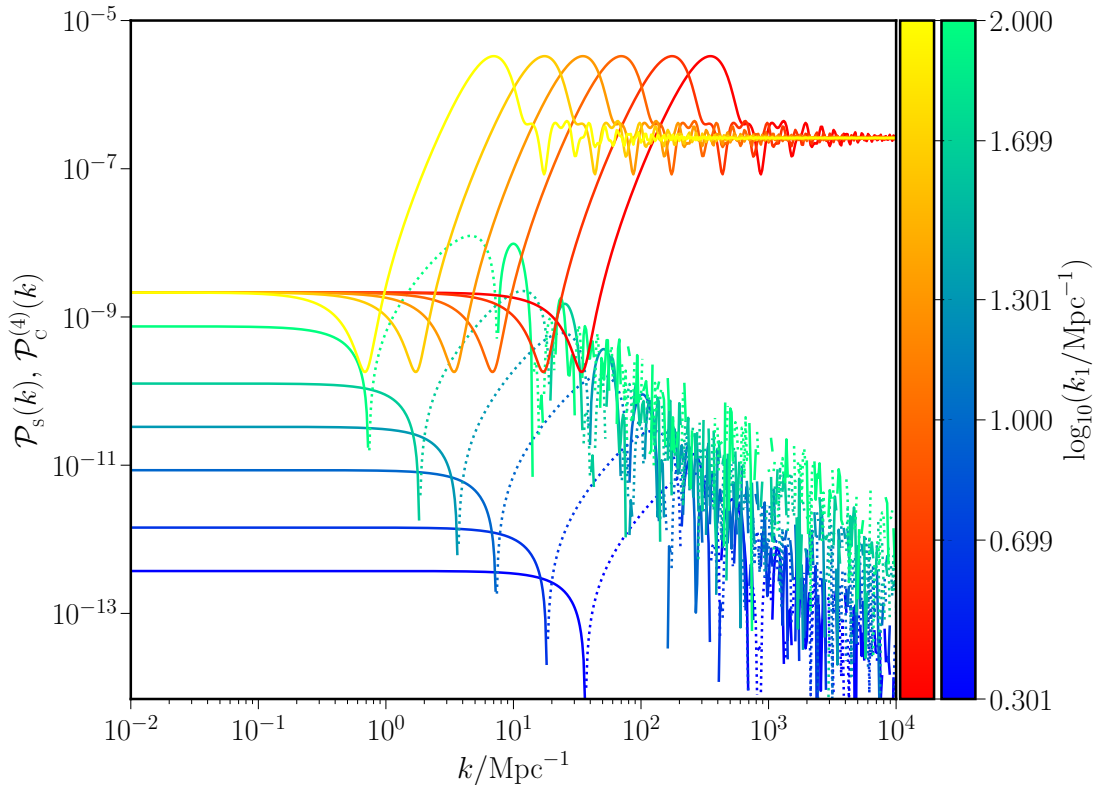
**Figure 3.** The  $\mathcal{P}_C^{(4)}(k)$  (in shades of blue to green) is presented against  $\mathcal{P}_s(k)$  (in red) across the variation in smoothness parameter  $\Delta\eta$ . The parameter is varied over the values  $\Delta\eta = 0.5, 0.1, 5 \times 10^{-2}, 10^{-2}, 5 \times 10^{-3},$  and  $10^{-3}$  Mpc. The onset of USR is set such that  $k_1 = 10^4$  Mpc $^{-1}$  and the duration is taken to be  $\Delta N = 2.5$  to obtain this plot. We observe that the  $\mathcal{P}_C^{(4)}(k)$  falls as  $1/\Delta\eta^2$  as expected and contains both positive and negative values as seen before (in solid and dotted lines).

We present the behaviour of  $\mathcal{P}_C^{(4)}(k)$  against  $\mathcal{P}_s(k)$  in Fig. 4. The parameter  $k_1$  is varied to illustrate its effect on the first-order power spectrum and the one-loop correction.

In this case, the amplitude of  $\mathcal{P}_C^{(4)}(k)$  can become comparable to the first-order power spectrum. For  $k_1 = 2$  Mpc $^{-1}$ , the correction is nearly 30% of  $\mathcal{P}_s(k)$  over the CMB scales. This effect is essentially due to the dependence of  $\mathcal{P}_C^{(4)}(k) \propto 1/k_1^2$  (Eq. (4.1)). However, as Eq. (4.1) shows, both the correction  $\mathcal{P}_C^{(4)}(k)$  and the first-order power spectrum  $\mathcal{P}_s(k)$  are scale invariant for  $k < k_1$ . As this correction only alters the overall amplitude of the power spectrum, its addition is degenerate with the normalization of  $\mathcal{P}_s(k)$ .

The behaviour of the correction at smaller scales is more interesting. At the location of dip in the spectrum,  $\mathcal{P}_C^{(4)}(k)$  crosses zero and it becomes negative over the range of enhancement of  $\mathcal{P}_s(k)$ . This behaviour could alter the shape of the complete spectrum around the dip if occurred over intermediate scales and needs closer attention [50, 66].

Further, if this scenario of intermediate onset of USR is realized through a realistic potential, there could be non-trivial effects of  $\mathcal{P}_C^{(4)}(k)$  on the running of the spectral index, even over larger scales such as  $k_* \geq \times 10^{-2}$  Mpc $^{-1}$ . These effects can, in principle, be probed and constrained using the current CMB data and we can gain insights about the onset and duration of USR epoch in this case.



**Figure 4.** We present  $\mathcal{P}_s(k)$  (in shades of blue to green) and  $\mathcal{P}_C^{(4)}(k)$  (in shades of red to yellow) for the case of onset of USR just after the exit of CMB scales (intermediate onset of the USR phase). The epochs of the onset of USR phase ( $\eta_1 = 1/k_1$ ) correspond  $k_1 = 2, 5, 10, 20, 50,$  and  $10^2 \text{ Mpc}^{-1}$ . The values of  $H$  and  $\epsilon_{1_i}$  are set to values as given in Fig. 1 to ensure correct normalization over CMB scales. The duration of USR is set as  $\Delta N = 0.8$  so that the enhancement of scalar power is within the bound of  $\mathcal{P}_s(k) < 10^{-5}$  arising from spectral distortions constraint as imposed by FIRAS (e.g. [75]).

### 4.3 Early onset of USR

We turn to the scenario where the epoch of USR occurs during early stages of inflation. This scenario has been considered in literature in the context of suppressing scalar power over large scales and thereby improving the fit to the data of CMB anisotropies over lower multipoles [76–78]. In this case, the initial slow roll phase occurs before the observable scales leave the Hubble radius. The USR phase commences when the largest scales of interest, such as  $k \sim 10^{-4} \text{ Mpc}^{-1}$ , leave the Hubble radius and ends when the scales  $k \geq k_*$  leave the Hubble radius. If the parameters such as  $H$  and  $\epsilon_{1_f}$  are chosen suitably, then  $\mathcal{P}_s(k)$  around  $k_*$  is appropriately normalized. Such an USR epoch effects a suppression over scales larger than  $k_*$ , which could results in better fitting of the CMB data at low multipoles.

We compute  $\mathcal{P}_C^{(4)}(k)$  with large values of  $\eta_1$  such that  $k_1 \leq 10^{-2} \text{ Mpc}^{-1}$ . The other parameters are chosen to be:  $H = 10^{-8} M_{\text{pl}}$ ,  $\epsilon_{1_i} = 10^{-3}$ , to achieve the required normalization of  $\mathcal{P}_s(k)$  at  $k_*$ . We first set  $\Delta N_{\text{USR}} = 2.5$  and alter this value to determine the extent of fall of power over large scales. As before,  $k_{\text{min}} = 10^{-6} \text{ Mpc}^{-1}$  and  $\Delta\eta = 10^{-3} \text{ Mpc}$  to mimic instantaneous transition;  $\Delta\eta$  is later varied to discern the impact of smoothening on  $\mathcal{P}_C^{(4)}(k)$ .

We illustrate the effect of variation of  $k_1$  on  $\mathcal{P}_C^{(4)}(k)$  in Fig. 5. The shape of  $\mathcal{P}_C^{(4)}(k)$  is

along the expected lines. However, its amplitude is comparable to  $\mathcal{P}_s(k)$  for  $k_1 = 10^{-2} \text{Mpc}^{-1}$  and grows to become dominant over  $\mathcal{P}_s(k)$  as  $k_1$  decreases to  $10^{-4} \text{Mpc}^{-1}$ . As noted above, this is owing to the dependence of  $\mathcal{P}_c^{(4)}(k) \propto 1/k_2^2 \propto 1/k_1^2$ .

The correction  $\mathcal{P}_c^{(4)}(k)$  dominates the first-order term in such cases and suggests a breakdown of the perturbation theory. Moreover, the sign of the total power spectrum  $\mathcal{P}_s(k) + \mathcal{P}_c^{(4)}(k)$  can turn negative as seen in Figure 5. As discussed above, this implies that there ought to be contributions from higher-order loops to restore positivity of the total power spectrum at all scales.

We examine the behaviour of  $\mathcal{P}_c^{(4)}(k)$  with respect to  $\Delta N$  in Fig. 6. Unlike the previous case, where  $\Delta N$  was fixed to enhance power sufficiently to produce PBHs, in this case it can be varied to explore different levels of suppression over large scales. We vary  $\Delta N$  over a range of 1.5 to 3.5 along with  $H^4$  so that we retain the normalization of  $\mathcal{P}_s(k)$  around  $k_*$ . We observe that both  $\mathcal{P}_s(k)$  and  $\mathcal{P}_c^{(4)}(k)$  suffer stronger suppression over large scales with larger values of  $\Delta N$ . However, an interesting effect we observe is that the overall amplitude of  $\mathcal{P}_c^{(4)}(k)$  is enhanced with a decrease in  $\Delta N$ . This can be understood from Eq. (4.4) as  $\mathcal{P}_c^{(4)}(k) \propto (1/k_2) \ln(k_2/k_1)$  for  $k \gg k_2$ . For a fixed  $k_1$ , it means that  $\mathcal{P}_c^{(4)}(k) \propto \Delta N \exp(-\Delta N)$ . This suggests that shorter is the duration of USR, more pronounced is the effect of  $\mathcal{P}_c^{(4)}(k)$  over these scales.

Lastly, we present the effect of smoothening on the amplitude of  $\mathcal{P}_c^{(4)}(k)$  in Fig. 7. As we observed in the previous case, the amplitude of  $\mathcal{P}_c^{(4)}(k)$  is suppressed as  $1/\Delta\eta^2$  and for a given  $k_1$  and  $\Delta N$ ,  $\mathcal{P}_c^{(4)}(k)$  can be made sub-dominant to  $\mathcal{P}_s(k)$  by increasing the smoothening of the transition.

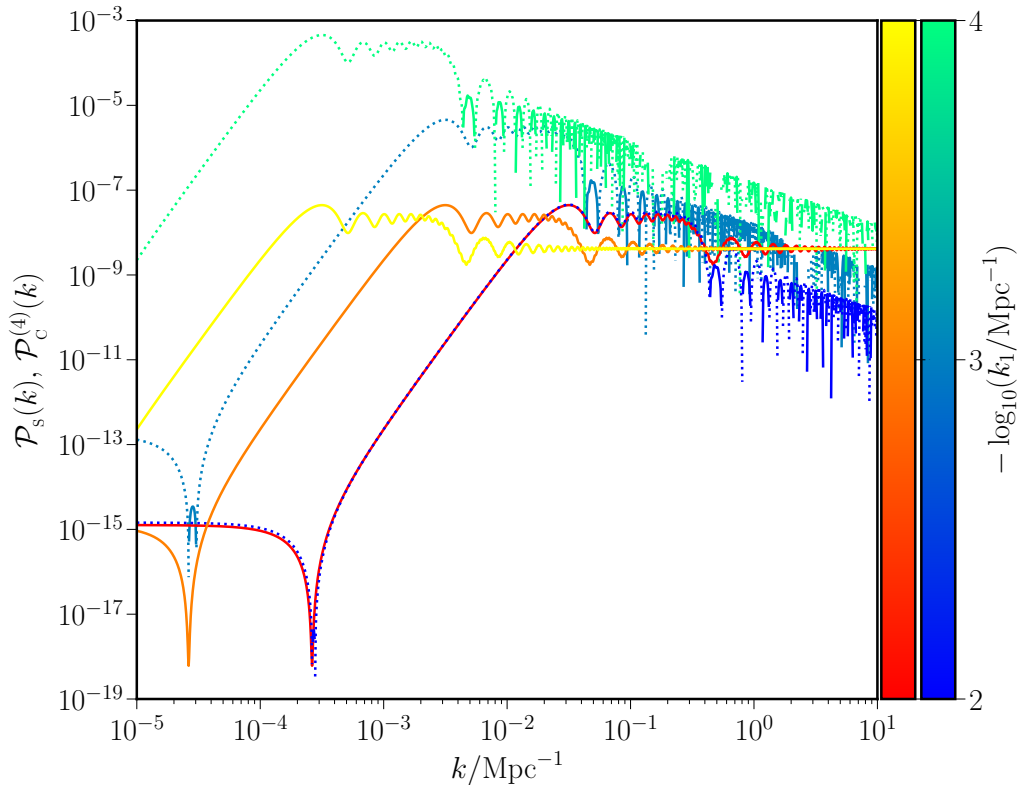
## 5 Discussion and outlook

We have investigated the loop-level contribution to scalar power spectrum arising from the action governing the scalar perturbation at the quartic order for inflationary models with a brief epoch of USR. We parameterize the model using three parameters— $k_1$ ,  $\Delta N$  and  $\Delta\eta$  that characterize the onset of the USR phase, the duration of USR, and the smoothness of transitions between the SR and USR phases, respectively. We consider three scenarios corresponding to early, intermediate, and late transition to the USR phase. We find the loop correction to the power spectrum  $\mathcal{P}_c^{(4)}(k)$  is sub-dominant to the first-order contribution if the USR phase occurs at later stages of the inflationary epoch (Figures 2 and 3). When USR occurs at intermediate and early stages, we find that the correction can become comparable to or dominate the first-order contribution, which can leave interesting signatures on cosmological observables but it also could pose a challenge to the validity of perturbative expansion (Figures 4–7).

We show that  $\mathcal{P}_c^{(4)} \propto 1/k_1^2$  for  $k \ll k_1$  (Eq. (4.1)) and  $\mathcal{P}_c^{(4)} \propto 1/k$  for  $k \gg k_1$  (Eq. (4.3)). To ensure that the loop correction remains smaller than the first-order power spectrum, we require the onset of USR ( $\eta_1 = 1/k_1$ ) such that  $k_1 < 10^{-2} \text{Mpc}^{-1}$ . The duration of USR  $\Delta N$ , plays a more complex role in determining the shape and amplitude of  $\mathcal{P}_c^{(4)}(k)$ . It follows from Eq. (4.1) that  $\mathcal{P}_c^{(4)}(k) \propto \exp(3\Delta N)$  over large scales whereas  $\mathcal{P}_c^{(4)}(k) \propto \Delta N \exp[-\Delta N]$  over small scales (Eq. (4.4)). We note that for late and intermediate transition to the USR the variation of this parameter doesn't impact our results substantially. For early onset of the

---

<sup>4</sup> $H$  is varied along with variation of  $\Delta N$  as  $H \propto \exp(-3\Delta N)$  to retain the ratio of  $H^2/(8\pi^2\epsilon_f)$  as a constant in this case.

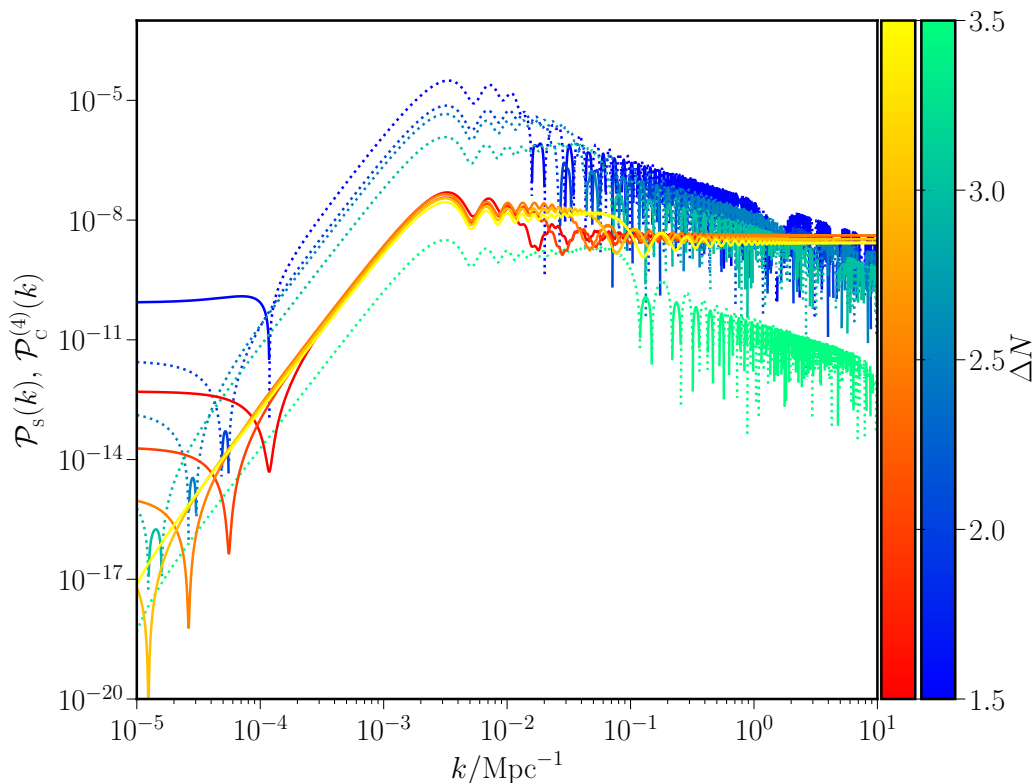


**Figure 5.** The quantities  $\mathcal{P}_s(k)$  (in shades of blue to green) and  $\mathcal{P}_c^{(4)}(k)$  (in shades of red to yellow) are presented for the case of early onset of USR. The onset of USR  $\eta_1$  is varied over a range so that  $k_1 = -1/\eta_1$  takes the values,  $k_1 = 10^{-2}$ ,  $10^{-3}$  and  $10^{-4}$   $\text{Mpc}^{-1}$ . The duration of USR is set as  $\Delta N = 2.5$  and  $\Delta\eta = 10^{-3}$   $\text{Mpc}$ . Other parameters have been chosen such that the spectrum is normalized to about  $2 \times 10^{-9}$  at  $k_*$ . Due to the behaviour of  $\mathcal{P}_c^{(4)}(k) \propto 1/k_1^2$ , we see that  $\mathcal{P}_c^{(4)}(k)$  can become comparable to or even dominant over  $\mathcal{P}_s(k)$  for sufficiently small  $k_1$ .

USR phase, Figure 6 shows how the power spectrum correction is affected by a change in the duration of the USR phase.

The smoothness of the transition to and from the USR epoch, captured by the parameter  $\Delta\eta$ , plays an important role in dictating the amplitude of the loop-level contribution as  $\mathcal{P}_c^{(4)}(k) \propto 1/\Delta\eta^2$ . For small  $\Delta\eta$ ,  $\mathcal{P}_c^{(4)}(k)$  could be a significant fraction of or dominate the first-order contribution. In the intermediate onset case,  $\mathcal{P}_c^{(4)}(k)$  can become as large as 30% of  $\mathcal{P}_s(k)$  and it can dominate the lower order contribution for the early onset case (Figures 4 and 7). However, near-instantaneous transition is an abstraction used here to illustrate the impact of its smoothness. Any realistic inflationary model driven by a potential would limit the sharpness of this transition. We will consider such models in our future work. We note that a smoother transition also suppresses the oscillations caused by a near-instantaneous transition in both the first-order power spectrum and its correction (e.g. Figure 2).

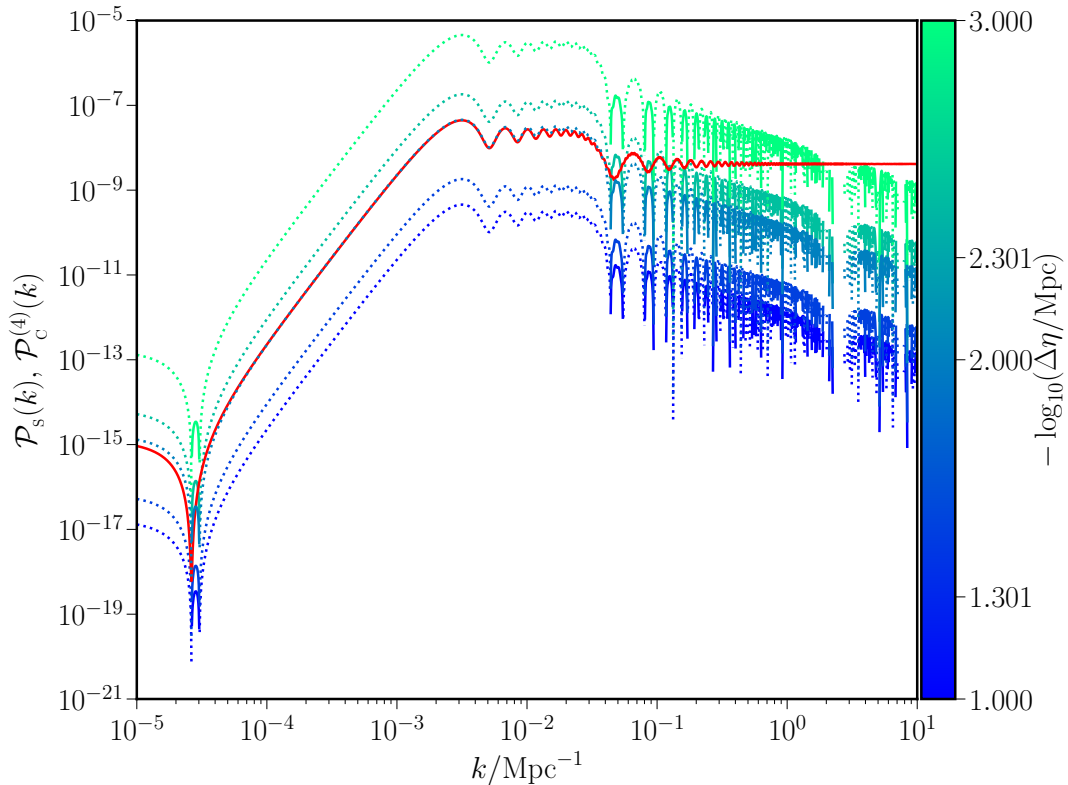
In the light of recent works (e.g. [35–37, 41]), one aim of this paper is to investigate the validity of perturbative expansion. Kristiano and Yokoyama [35, 37] have recently considered loop-correction to power spectrum based on third-order interaction Hamiltonian. They concluded that USR models consistent with PBH formation result in too large a correction at



**Figure 6.** The quantities  $\mathcal{P}_s(k)$  (in shades of blue to green) and  $\mathcal{P}_C^{(4)}(k)$  (in shades of red to yellow) are plotted here for the case of early onset of USR. The duration of USR is varied as  $\Delta N = 1.5, 2, 2.5, 3$  and  $3.5$  e-folds. The onset of USR is set such that  $k_1 = 10^{-3} \text{ Mpc}^{-1}$  and  $\Delta\eta = 10^{-3} \text{ Mpc}$  to obtain this plot.

large scales to be compatible with perturbation expansion (see [36] for a critique of this work). We consider the forth-order interaction Hamiltonian in our work, which, as discussed above, gives a lower order correction to the power spectrum, and find that such models (late USR onset model) do not violate the validity of perturbation theory. However, we also consider intermediate and early USR models in our work and find that these models could lead to large corrections to the first-order power spectrum. We also find that the correction could be negative (we discuss this issue in detail in Appendix C) and dominate over the first-order power spectrum, which essentially indicates the necessity of contributions from higher order loops to restore the overall positivity of the total power spectrum.

One encounters both infra-red and ultra violet divergences in the computation of loop corrections. This issue has been extensively discussed in the literature (e.g. [19, 29, 58–61, 79, 80] and references therein). We have already briefly discussed the nature of the ultra-violet divergence of  $\mathcal{P}_C^{(4)}(k)$  in both slow roll and USR models. These arise from the modes in the sub-Hubble regime ( $k\eta \gg 1$ ) and can be regularized and renormalized within the framework of a more complete theory of inflationary dynamics (e.g. for a detailed discussion see [19, 29]). This has motivated us to neglect the sub-Hubble contribution to  $\mathcal{P}_C^{(4)}(k)$  (for recent works that adopt a similar approach see e.g. [35, 41]). In Appendix A, we explore the structure of both the infra-red and ultra-violet divergences that arise in the computation of



**Figure 7.** The quantities  $\mathcal{P}_s(k)$  (in shades of blue to green) and  $\mathcal{P}_C^{(4)}(k)$  (in shades of red to yellow) are plotted here for the case of early onset of USR. The smoothness parameter is varied as  $\Delta\eta = 0.5, 0.1, 5 \times 10^{-2}, 10^{-2}, 5 \times 10^{-3}$  and  $10^{-3}$  Mpc. The onset of USR is set such that  $k_1 = 10^{-3} \text{ Mpc}^{-1}$  and  $\Delta N = 2.5$  in obtaining this plot.

two-point correlation in a generic inflationary model.

An immediate extension of this analysis is the examination of models with realistic potentials that achieve an epoch of USR due to features such as inflection points in their form. We intend to compute the  $\mathcal{P}_C^{(4)}(k)$  arising from such models and understand their impact on the behaviour of power spectrum (e.g. the smoothness of SR-USR-SR transitions) in terms of the features and parameters of the potential. Depending on the smoothness of the SR-USR transition, more terms in the quartic action could make significant contribution to  $\mathcal{P}_C^{(4)}(k)$ . Also, the evolution of perturbations in these models may not be analytically tractable and we expect to perform this computation numerically. Finally, our work allows us to predict corrections to the power spectrum which could be probed by CMB, galaxy clustering, and Lyman- $\alpha$  data, e.g. in the intermediate onset case we find significant correction to the first-order power spectrum for a range of wavenumbers (Figure 4). In particular, CMB data is sensitive to modifications larger than a few percent to the shape of the power spectrum. We hope to compare our theoretical predictions with cosmological data sets in the near future.

## Acknowledgements

The authors would like to thank Jérôme Martin for discussions. SM and LS wish to thank the Indian Institute of Technology (IIT) Madras, Chennai, India, for support through the



Exploratory Research Project RF22230527PHRFER008479. HVR thanks the Raman Research Institute (RRI) for support through a postdoctoral fellowship. SM and LS would like to thank RRI, and HVR and SS wish to thank IIT Madras, respectively, for hospitality where parts of this work was carried out.

## A On the divergence in the sub-Hubble regime

We shall briefly comment on the divergence that arises in the integral over loop momenta due to the sub-Hubble behaviour of the mode functions and possible measures to mitigate it in computation of loop-level contributions.

The starting point of this discussion is Eq. (2.8), which gives the mode function in the slow roll regime. For  $k\eta \gg 1$ , the mode function reduces to the solution in flat space. It can be shown that the evolution of Mukhanov-Sasaki variable in this limit mimics the behaviour of the fluctuation of a scalar field  $\delta\phi$  in Minkowski space (e.g. [81] for a detailed discussion in Newtonian gauge. For  $k\eta \gg 1$ ,  $\delta\phi$  behaves as a free field in flat space. This behaviour is seen to be gauge-invariant by casting relevant variables in terms of gauge invariant variables  $v_k$  or  $\zeta_k$ , e.g. [64]). Therefore, the divergence arising from the presence of  $k\eta$  term in Eq. (2.8) has its origin in free scalar field theory in flat space. It is readily seen that for  $k\eta \gg 1$ , the dimensionless power spectrum  $k^3|v_k|^2$  divergences as  $k^2$  as  $k \rightarrow \infty$ .

This issue is clarified further by examining the two-point correlation of  $\zeta$  in configuration space computed at a given  $\eta$  during a standard slow roll evolution of inflation. It can be expressed in terms of the associated mode functions as

$$\langle \hat{\zeta}(\eta, \mathbf{x}) \hat{\zeta}(\eta, \mathbf{x}') \rangle = \left\langle \int \frac{d^3 \mathbf{q}_1}{\sqrt{2\pi^3}} \int \frac{d^3 \mathbf{q}_2}{\sqrt{2\pi^3}} \hat{\zeta}_{\mathbf{q}_1}(\eta) e^{-i\mathbf{q}_1 \cdot \mathbf{x}} \hat{\zeta}_{\mathbf{q}_2}(\eta) e^{-i\mathbf{q}_2 \cdot \mathbf{x}'} \right\rangle, \quad (\text{A.1})$$

$$= \int \frac{q^2 dq}{2\pi^2} f_q(\eta) f_q^*(\eta) \frac{\sin(q|\mathbf{x} - \mathbf{x}'|)}{q|\mathbf{x} - \mathbf{x}'|}, \quad (\text{A.2})$$

$$= \int_{-\infty}^{\infty} d \ln q \mathcal{P}_s(q, \eta) \frac{\sin(q|\mathbf{x} - \mathbf{x}'|)}{q|\mathbf{x} - \mathbf{x}'|}, \quad (\text{A.3})$$

$$\simeq \int_{-\infty}^{k_\Delta} d \ln q \mathcal{P}_s(q, \eta), \quad (\text{A.4})$$

where we have used the definition of  $\mathcal{P}_s(q, \eta)$  (Eq. (3.18)) and the sharply localized nature of  $\sin(x)/x$  over  $x < 1$  to put an approximate upper limit for the integral as  $k_\Delta = 1/|\mathbf{x} - \mathbf{x}'|$ . Such an integral is similar to the one we encounter in the computation of loop-level contributions. Let us evaluate it in the typical scenario of slow roll inflation where the expression of  $\mathcal{P}_s(q, \eta)$  is

$$\mathcal{P}_s(q, \eta) \simeq \frac{H^2}{8\pi^2 M_{\text{pl}}^2 \epsilon_1} \left( 1 + \frac{k^2 \eta^2}{2} \right), \quad (\text{A.5})$$

up to corrections of  $\mathcal{O}(\epsilon_1)$ . On performing the integral using this expression, we obtain

$$\langle \hat{\zeta}(\eta, \mathbf{x}) \hat{\zeta}(\eta, \mathbf{x}') \rangle = \mathcal{P}_s^0 \left[ \ln \left( \frac{k_\Delta}{k_{\text{min}}} \right) + \frac{\eta^2}{2} (k_\Delta^2 - k_{\text{min}}^2) \right], \quad (\text{A.6})$$

where  $\mathcal{P}_s^0 = H^2/(8\pi^2 M_{\text{pl}}^2 \epsilon_1)$  and  $k_\Delta = 1/|\mathbf{x} - \mathbf{x}'|$ . We see that the logarithmic divergence in the limit  $k_{\text{min}} \rightarrow 0$  and a quadratic divergence in the limit  $k_\Delta \rightarrow \infty$  i.e., when we take  $\mathbf{x} \rightarrow \mathbf{x}'$ , the coincident limit. There also arises a logarithmic divergence when  $k_\Delta \rightarrow \infty$ , but it is sub-dominant compared to the quadratic one.

It is important to note that the quadratic divergence is not an issue when the separation of the points  $\mathbf{x}$  and  $\mathbf{x}'$  is larger than the comoving Hubble radius, i.e. when the corresponding wavenumber  $k_\Delta$  is in the super-Hubble regime with  $k_\Delta \eta < 1$ . But it is significant when the points are deep inside the comoving Hubble radius i.e., when  $k_\Delta$  is in the sub-Hubble regime with  $k_\Delta \eta > 1$ .

Focussing on the term leading to the quadratic divergence, we can recast it as

$$\langle \zeta(\eta, \mathbf{x}) \zeta(\eta, \mathbf{x}') \rangle \simeq \frac{H^2}{16\pi^2 M_{\text{Pl}}^2 \epsilon_1} k_\Delta^2 \eta^2, \quad (\text{A.7})$$

$$\simeq \frac{L_{\text{Pl}}^2}{(2\pi a |\mathbf{x} - \mathbf{x}'|)^2} \frac{1}{4\epsilon_1}, \quad (\text{A.8})$$

where  $L_{\text{Pl}} \equiv 1/M_{\text{Pl}}$ . This form of the divergence is similar to that of the two-point correlation of a free, massless scalar field in flat spacetime. It can be easily shown, for a massless scalar field (say  $\chi$ ) in a background described by Minkowski metric, the two-point correlation is

$$\langle \chi(\eta, \mathbf{x}) \chi(\eta, \mathbf{x}') \rangle \simeq \frac{1}{(2\pi |\mathbf{x} - \mathbf{x}'|)^2}. \quad (\text{A.9})$$

In our case,  $\chi$  could be fluctuation of the scalar field,  $\chi = \delta\phi$ . The same quantity, when computed in a FLRW background in the sub-Hubble regime becomes

$$\langle \chi(\eta, \mathbf{x}) \chi(\eta, \mathbf{x}') \rangle \simeq \frac{1}{(2\pi a |\mathbf{x} - \mathbf{x}'|)^2}. \quad (\text{A.10})$$

So, we can see that the quadratic divergence arises when the physical distance between the points involved in the two-point correlation vanishes. It can be due to setting the comoving separation  $|\mathbf{x} - \mathbf{x}'| \rightarrow 0$ , or if the background dynamics forces the points with a finite comoving separation to coincide in physical units as  $a \rightarrow 0$ .

This comparison illustrates that, deep inside the Hubble radius  $k\eta \gg 1$ , the divergence in  $\langle \zeta(\eta, \mathbf{x}) \zeta(\eta, \mathbf{x}') \rangle$  is essentially due to the gauge-invariant variable  $\zeta$  behaving as a massless scalar field in an inflating background (for a detailed discussion see e.g. [81]). Only close to the Hubble exit and for a few e-folds in the super-Hubble regime does the mode become sensitive to the model-dependent dynamics. The divergences of such a system can be removed by introducing appropriate counter-terms that modify the bare potential (e.g. see [21, 56, 57] for details). Similar counter terms can be introduced to remove divergences in perturbative loop expansion after appropriate regularization (e.g. [19, 29]; for further details on this issue see [58–61, 79, 80, 82]).

For the sake of completeness, we give the form of the sub-Hubble contribution to  $\mathcal{P}_c^{(4)}(k)$ . This is the counterpart of Eq. (3.31) that arises from sub-Hubble modes

$$\begin{aligned} \mathcal{P}_c^{(4-\text{sub})}(k) &= \frac{i \epsilon_2^{\text{II}}}{2k^3 \eta_2 \Delta \eta^2} \left( \frac{H^2}{8\pi^2 \epsilon_{1f}} \right)^2 \mathcal{F}^2(\alpha_k, \beta_k, \eta_e) \\ &\times \left\{ (\mathcal{F}^*(1, 0, \eta_1))^2 \left( \frac{\eta_2}{\eta_1} \right)^7 \frac{1}{2} \left( \frac{k_{\text{max}}}{k_1} \right)^2 \right. \\ &\left. - (\mathcal{F}^*(\alpha_k, \beta_k, \eta_2))^2 \left[ \frac{1}{2} \left( \frac{k_{\text{max}}}{k_2} \right)^2 + \int_{\ln k_2}^{\ln k_{\text{max}}} d \ln q \left[ 2|\beta_q|^2 \left( 1 + \frac{q^2}{k_2^2} \right) \right] \right] \right\} \end{aligned}$$

$$\begin{aligned}
& + 2\Re\left(\alpha_q^* \beta_q e^{-2i\frac{q}{k_2}} \left(\frac{q^2}{k_2^2} - 1 - 2i\frac{q}{k_2}\right)\right) \Big] \Big] \Big\} \\
& + \text{complex conjugate.} \tag{A.11}
\end{aligned}$$

## B Contractions and Feynman diagrams

We briefly discuss the types of contractions that arise in computing the loop-level contribution to the two-point correlation due to the six-point function arising from the Hamiltonian at the quartic order. We also present the Feynman diagrams corresponding to these contributions. Recall that the leading contribution to  $\langle 0 | \hat{\zeta}_{\mathbf{k}}(\eta_e) \hat{\zeta}_{\mathbf{k}'}(\eta_e) | 0 \rangle$  from  $\hat{H}_{\text{int}}^{(4)}$  is

$$\langle 0 | \hat{\zeta}_{\mathbf{k}}(\eta_e) \hat{\zeta}_{\mathbf{k}'}(\eta_e) | 0 \rangle_C = -i \langle 0 | \left[ \hat{\zeta}_{\mathbf{k}}(\eta_e) \hat{\zeta}_{\mathbf{k}'}(\eta_e), \int d\eta \mathcal{T} \left( \hat{H}_{\text{int}}^{(4)}(\eta, \mathbf{x}) \right) \right] | 0 \rangle. \tag{B.1}$$

We expand it explicitly in terms of background quantities and  $\zeta$ , and obtain

$$\begin{aligned}
& = \frac{i}{72} \int d\eta a^4 V(\epsilon_1 \epsilon_2 \epsilon_3 \epsilon_4 \epsilon_5) \int d^3 \mathbf{x} \langle 0 | \hat{\zeta}_{\mathbf{k}}(\eta_e) \hat{\zeta}_{\mathbf{k}'}(\eta_e) \hat{\zeta}^4(\eta, \mathbf{x}) | 0 \rangle \\
& \quad + \text{hermitian conjugate,} \tag{B.2}
\end{aligned}$$

$$\begin{aligned}
& = \frac{i}{72} \int d\eta a^4 V(\epsilon_1 \epsilon_2 \epsilon_3 \epsilon_4 \epsilon_5) \int \frac{d^3 \mathbf{x}}{(2\pi)^6} \int d^3 \mathbf{q}_1 \int d^3 \mathbf{q}_2 \int d^3 \mathbf{q}_3 \int d^3 \mathbf{q}_4 \\
& \quad \langle 0 | \hat{\zeta}_{\mathbf{k}}(\eta_e) \hat{\zeta}_{\mathbf{k}'}(\eta_e) \hat{\zeta}_{\mathbf{q}_1}(\eta) \hat{\zeta}_{\mathbf{q}_2}(\eta) \hat{\zeta}_{\mathbf{q}_3}(\eta) \hat{\zeta}_{\mathbf{q}_4}(\eta) | 0 \rangle e^{i(\mathbf{q}_1 + \mathbf{q}_2 + \mathbf{q}_3 + \mathbf{q}_4) \cdot \mathbf{x}} \\
& \quad + \text{hermitian conjugate.} \tag{B.3}
\end{aligned}$$

There arises 2 types of contractions amongst these six operators, with a total of 15 possible permutations of wavenumbers  $q_1, q_2, q_3$  and  $q_4$ . We first identify the type of contraction that contains 3 possible permutations and identically vanish. These are terms that involve contraction between  $f_{\mathbf{k}}$  and  $f_{\mathbf{k}'}$  and two of modes with wavenumbers  $q_1, q_2, q_3$  and  $q_4$  contracting with the rest of the two. Such a term will have the form

$$\begin{aligned}
\langle 0 | \hat{\zeta}_{\mathbf{k}}(\eta_e) \hat{\zeta}_{\mathbf{k}'}(\eta_e) | 0 \rangle_C & \supset 3 \left( \frac{i}{72} \right) \delta^{(3)}(\mathbf{k} + \mathbf{k}') |f_{\mathbf{k}}(\eta_e)|^2 \int d\eta \int \frac{d^3 \mathbf{x}}{(2\pi)^6} a^4 V(\epsilon_1 \epsilon_2 \epsilon_3 \epsilon_4 \epsilon_5) \\
& \quad \times \int d^3 q_1 |f_{\mathbf{q}_1}(\eta)|^2 \int d^3 q_2 |f_{\mathbf{q}_2}(\eta)|^2 + \text{complex conjugate.} \tag{B.4}
\end{aligned}$$

The factor of 3 in the prefactor is due to the number of permutations possible amongst the wavenumbers  $q_1, q_2, q_3$  and  $q_4$  for this type of contraction. We can clearly see that the integrals involved in this expression are over purely real quantities and hence the  $i$  in the prefactor makes the whole term, a purely imaginary quantity that is added to its complex conjugate. Hence this type of contraction gives identically zero contribution to  $\mathcal{P}_C^{(4)}(k)$ .

To construct Feynman diagrams for such contributions, we use the diagrams representing  $\mathcal{P}_S(k)$  and  $H_{\text{int}}^{(4)}$  as illustrated in the top panel of Fig. 8. The contraction of modes with  $k$  and  $k'$  and those with  $q$  amongst themselves can then be represented as a diagram illustrated in the middle panel of Fig. 8.

The other type of contraction lead to 12 possible permutations in the wavenumbers  $q_1, q_2, q_3$  and  $q_4$ . These terms involve contraction of  $f_{\mathbf{k}}$  with one of the  $f_{\mathbf{q}_1}, f_{\mathbf{q}_2}, f_{\mathbf{q}_3}$  and

$f_{q_4}$ , and  $f_{k'}$  with another of them. The remaining two of modes are contracted between themselves. This type of term will have the form

$$\begin{aligned} \langle 0 | \hat{\zeta}_{\mathbf{k}}(\eta_e) \hat{\zeta}_{\mathbf{k}'}(\eta_e) | 0 \rangle_{\text{C}} \supset & 12 \left( \frac{i}{72} \right) \delta^{(3)}(\mathbf{k} + \mathbf{k}') f_{\mathbf{k}}(\eta_e) f_{\mathbf{k}'}(\eta_e) \int \frac{d\eta}{(2\pi)^3} a^4 V(\epsilon_1 \epsilon_2 \epsilon_3 \epsilon_4 \epsilon_5) \\ & \times f_{\mathbf{k}}^*(\eta) f_{\mathbf{k}'}^*(\eta) \int d^3 q |f_q(\eta)|^2 + \text{complex conjugate}. \end{aligned} \quad (\text{B.5})$$

The factor of 12 arises from the number of permutations of possible contractions between each of  $k$  and  $k'$  with two of  $q_1, q_2, q_3$  and  $q_4$ . This is the term that we have presented in the main text in Eq. (3.16) and further analysed for the model of interest. The Feynman diagram corresponding to this contribution is presented in the bottom panel of Fig. 8.

### C Structure of $\mathcal{P}_{\text{C}}^{(4)}(k)$

Here we investigate the general structure of  $\mathcal{P}_{\text{C}}^{(4)}(k)$  and its behaviour in terms of the mode functions of perturbations. Consider the two-point function in configuration space, which up to linear order in  $H_{\text{int}}^{(4)}$  can be written as

$$\langle \zeta(\eta_e, \mathbf{x}_1) \zeta(\eta_e, \mathbf{x}_2) \rangle = \langle \zeta(\eta_e, \mathbf{x}_1) \zeta(\eta_e, \mathbf{x}_2) \rangle - i \int d\eta \int d^3 \mathbf{x} \langle [\zeta(\eta_e, \mathbf{x}_1) \zeta(\eta_e, \mathbf{x}_2), H_{\text{int}}^{(4)}(\eta, \mathbf{x})] \rangle. \quad (\text{C.1})$$

For simplicity we write  $H_{\text{int}}^{(4)}(\eta, \mathbf{x}) = \lambda(\eta) \zeta^4(\eta, \mathbf{x})$ , where  $\lambda(\eta)$  contains the background quantities such as  $a, V$  and  $\epsilon_i$ 's, and shall be of dimension  $M^4$ . Comparing with Eq. (3.13), we can clearly see that  $\lambda = -a^4 V \epsilon_1 \epsilon_2 \epsilon_3 \epsilon_4 \epsilon_5 / 72$ . We use Wick's theorem to rewrite the six-point functions of  $\zeta(\eta, x)$  in the second term, in terms of the two-point correlations. We can express the reduced equation in terms of the mode functions  $f_{\mathbf{k}}(\eta)$  associated with  $\zeta(\eta, \mathbf{x})$  as

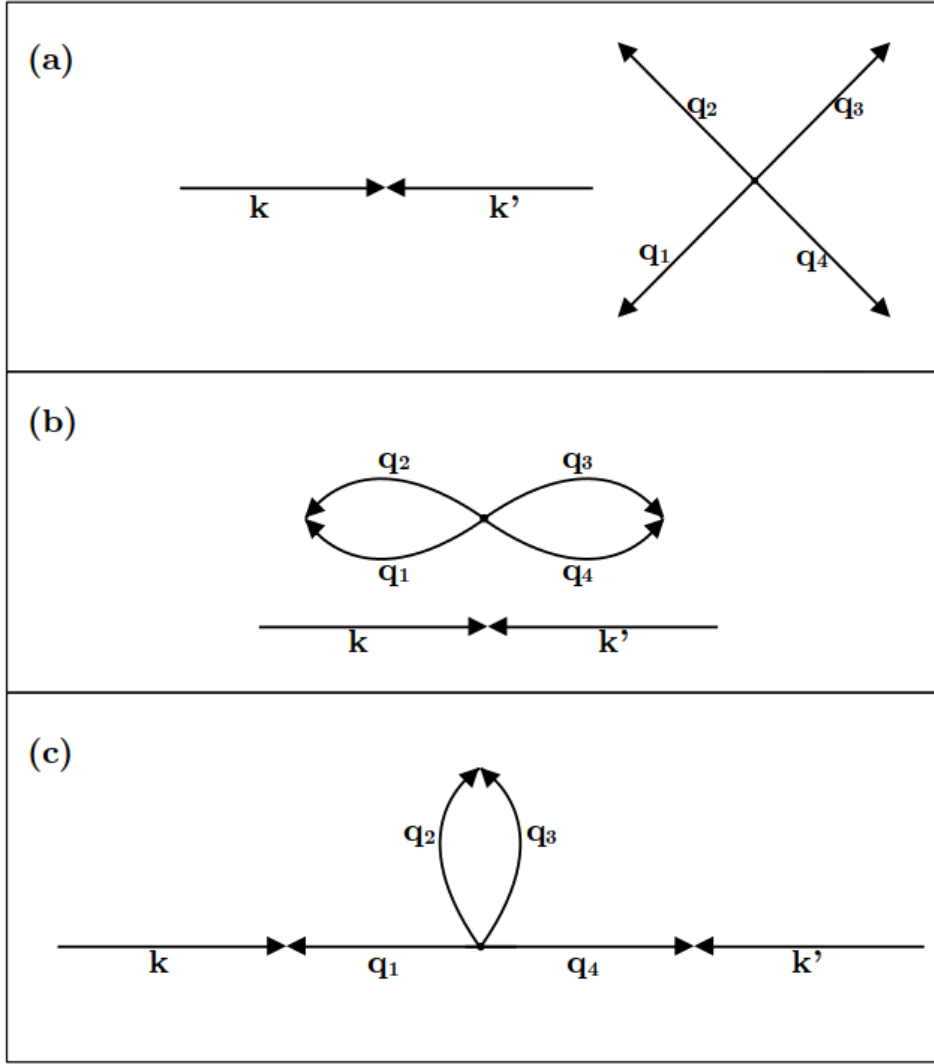
$$\begin{aligned} \langle \zeta(\eta_e, \mathbf{x}_1) \zeta(\eta_e, \mathbf{x}_2) \rangle &= \int d \ln k \mathcal{P}_{\text{s}}(k, \eta) \frac{\sin(k |\mathbf{x}_1 - \mathbf{x}_2|)}{k |\mathbf{x}_1 - \mathbf{x}_2|} \\ &- 12 i \int d\eta \lambda(\eta) \int d^3 \mathbf{k}_1 \int d^3 \mathbf{k}_2 \delta^{(3)}(\mathbf{k}_1 + \mathbf{k}_2) f_{\mathbf{k}_1}(\eta_e) f_{\mathbf{k}_2}(\eta_e) f_{\mathbf{k}_1}^*(\eta) f_{\mathbf{k}_2}^*(\eta) \\ &\times e^{i(\mathbf{k}_1 \cdot \mathbf{x}_1 + \mathbf{k}_2 \cdot \mathbf{x}_2)} \int \frac{d^3 \mathbf{q}}{(2\pi)^6} |f_q(\eta)|^2 + \text{complex conjugate}. \end{aligned} \quad (\text{C.2})$$

We focus on the second term in Eq. (C.2) that gives the correction to the first-order two-point correlation. The 12 in its prefactor arises from the permutations of the non-vanishing contractions (Appendix B). We call the term  $\langle \zeta(\eta_e, \mathbf{x}_2) \zeta(\eta_e, \mathbf{x}_2) \rangle_{\text{C}}$ , which is of the form

$$\begin{aligned} \langle \zeta(\eta_e, \mathbf{x}_1) \zeta(\eta_e, \mathbf{x}_2) \rangle_{\text{C}} &= -12 i \int d\eta \lambda(\eta) \int d^3 \mathbf{k}_1 \int d^3 \mathbf{k}_2 \delta^{(3)}(\mathbf{k}_1 + \mathbf{k}_2) f_{\mathbf{k}_1}(\eta_e) f_{\mathbf{k}_2}(\eta_e) f_{\mathbf{k}_1}^*(\eta) f_{\mathbf{k}_2}^*(\eta) \\ &\times e^{i(\mathbf{k}_1 \cdot \mathbf{x}_1 + \mathbf{k}_2 \cdot \mathbf{x}_2)} \int \frac{d^3 \mathbf{q}}{(2\pi)^6} |f_q(\eta)|^2 + \text{complex conjugate}. \end{aligned} \quad (\text{C.3})$$

To better understand the contribution of each  $f_{\mathbf{k}}(\eta)$ , we decompose the mode functions into amplitudes and phases, i.e.

$$f_{\mathbf{k}}(\eta) = |f_{\mathbf{k}}(\eta)| e^{i\theta}, \quad (\text{C.4})$$



**Figure 8.** We present the Feynman diagrams corresponding to the tree-level power spectrum  $\mathcal{P}_s(k)$  (on left) and the interaction Hamiltonian at the quartic order  $H_{\text{int}}^{(4)}$  (on right) in panel (a). The solid lines represent the mode functions of  $\zeta_k$  corresponding to the wavenumbers with which they are labelled and contractions are denoted by coincident arrow heads. In panel (b), we construct the Feynman diagram corresponding to the vanishing loop-level contribution to  $\mathcal{P}_C^{(4)}(k)$  as given in Eq. (B.4). Lastly, we illustrate in panel (c), the Feynman diagram corresponding to the non-vanishing contribution to  $\mathcal{P}_C^{(4)}(k)$  as expressed in Eq. (B.5).

where the  $|f_k(\eta)|$  is the positive definite amplitude of the mode function at a given time and  $\theta(k, \eta)$  is the associated phase. The phase is a function of  $k$  and  $\eta$ , and is related to  $f_k(\eta)$  as

$$\theta(k, \eta) = \tan^{-1} \left[ \frac{\Im[f_k(\eta)]}{\Re[f_k(\eta)]} \right]. \quad (\text{C.5})$$

One can understand  $\theta(k, \eta)$  by inspecting the standard mode function in case of slow roll

inflation. In such a case

$$\theta(k, \eta) = \tan^{-1} \left[ \frac{\sin(k\eta) + \cos(k\eta)/(k\eta)}{\sin(k\eta)/(k\eta) - \cos(k\eta)} \right], \quad (\text{C.6})$$

and in the sub-Hubble and super-Hubble regimes, it reduces to  $\theta \rightarrow -k\eta$  when  $|k\eta| \rightarrow \infty$  and  $\theta \rightarrow -\pi/2$  when  $|k\eta| \rightarrow 0$  respectively. In a generic case of inflation, involving deviations from slow roll, such as USR,  $\theta$  shall be a function of the model parameters that describe the dynamics of the epoch as well. For simplicity, we shall denote it as just  $\theta(k\eta)$ , with the understanding that it depends on relevant parameters through the mode function.

Utilising this separation of mode function into amplitude and phase, we recast the equation of  $\langle \zeta(\eta_e, \mathbf{x}_1) \zeta(\eta_e, \mathbf{x}_2) \rangle_C$  as

$$\begin{aligned} \langle \zeta(\eta_e, \mathbf{x}_1) \zeta(\eta_e, \mathbf{x}_2) \rangle_C &= -12i \int d\eta \lambda(\eta) \int d \ln k \mathcal{P}_s(k, \eta_e) |f_k(\eta)|^2 \frac{\sin(k|\mathbf{x}_1 - \mathbf{x}_2|)}{k|\mathbf{x}_1 - \mathbf{x}_2|} \\ &\quad \times \int d \ln q \mathcal{P}_s(q, \eta) \exp [2i [\theta(k\eta_e) - \theta(k\eta)]] \\ &\quad + \text{complex conjugate}. \end{aligned} \quad (\text{C.7})$$

We have used the definition of  $\mathcal{P}_s(k, \eta) = k^3 |f_k(\eta)|^2 / (2\pi^2)$  in the above equation. We can then clearly see that the complex part of the terms involved is only in the exponential containing the phases evaluated at different times and  $i$  outside the integrals. Thus adding this expression with its complex conjugate becomes simpler than before. We add them and rearrange the order of integration to arrive at

$$\begin{aligned} \langle \zeta(\eta_e, \mathbf{x}_1) \zeta(\eta_e, \mathbf{x}_2) \rangle_C &= 12 \int d \ln k \mathcal{P}_s(k, \eta_e) \frac{\sin(k|\mathbf{x}_1 - \mathbf{x}_2|)}{k|\mathbf{x}_1 - \mathbf{x}_2|} \\ &\quad \times 2 \int d\eta \lambda(\eta) |f_k(\eta)|^2 \int d \ln q \mathcal{P}_s(q, \eta) \sin [2 [\theta(k\eta_e) - \theta(k\eta)]] \end{aligned} \quad (\text{C.8})$$

This expression when substituted in the complete two-point correlation gives us

$$\begin{aligned} \langle \zeta(\eta_e, \mathbf{x}_1) \zeta(\eta_e, \mathbf{x}_2) \rangle &= \int d \ln k \mathcal{P}_s(k, \eta_e) \frac{\sin(k|\mathbf{x}_1 - \mathbf{x}_2|)}{k|\mathbf{x}_1 - \mathbf{x}_2|} \\ &\quad \times \left[ 1 + 24 \int d\eta \lambda(\eta) |f_k(\eta)|^2 \int d \ln q \mathcal{P}_s(q, \eta) \sin [2 [\theta(k\eta_e) - \theta(k\eta)]] \right]. \end{aligned} \quad (\text{C.9})$$

The first term inside the square braces arises from the original tree-level spectrum and the second term evidently is the correction to it. We can now clearly identify the correction to  $\mathcal{P}_s(k)$  from  $H_{\text{int}}^{(4)}$ ,  $\mathcal{P}_C^{(4)}(k)$  as

$$\mathcal{P}_C^{(4)}(k) = 24 \mathcal{P}_s(k, \eta_e) \int d\eta \lambda(\eta) |f_k(\eta)|^2 \int d \ln q \mathcal{P}_s(q, \eta) \sin [2 [\theta(k\eta_e) - \theta(k\eta)]] . \quad (\text{C.10})$$

This expression of  $\mathcal{P}_C^{(4)}(k)$  can be compared against its equivalent given in Eq. (3.17). The advantage of expressing  $\mathcal{P}_C^{(4)}(k)$  in this way is that we can readily identify the magnitude of contribution, or the envelope of oscillations, at a given  $k$  from the term multiplying the

sinusoidal term. Importantly, the sign of the spectrum at that  $k$  is determined by computing the sinusoidal term involving the phases.

The total power spectrum, i.e. the term in the integrand apart from  $\sin(k|\mathbf{x} - \mathbf{x}'|)/(k|\mathbf{x} - \mathbf{x}'|)$  should be positive. But, if the second term  $\mathcal{P}_C^{(4)}(k)$  becomes dominant over the first term  $\mathcal{P}_S(k, \eta_e)$  and turns negative, it may appear that the power spectrum is not guaranteed to be positive. However, we may also note that if  $\mathcal{P}_C^{(4)}(k)$  is larger than  $\mathcal{P}_S(k, \eta_e)$ , then the series is not convergent. We require the higher order terms to comment on the complete power spectrum. Therefore, the sign of the power spectrum turning negative due to  $\mathcal{P}_C^{(4)}(k)$  should be taken as an indication of the presence of higher order terms, those when accounted for, shall restore positivity.

## References

- [1] V. F. Mukhanov, H. A. Feldman, and R. H. Brandenberger, *Theory of cosmological perturbations*, *Phys. Rep.* **215** (June, 1992) 203–333.
- [2] J. Martin, *Inflation and precision cosmology*, *Braz. J. Phys.* **34** (2004) 1307–1321, [[astro-ph/0312492](#)].
- [3] J. Martin, *Inflationary cosmological perturbations of quantum-mechanical origin*, *Lect. Notes Phys.* **669** (2005) 199–244, [[hep-th/0406011](#)].
- [4] B. A. Bassett, S. Tsujikawa, and D. Wands, *Inflation dynamics and reheating*, *Rev. Mod. Phys.* **78** (May, 2006) 537–589.
- [5] L. Sriramkumar, *An introduction to inflation and cosmological perturbation theory*, [arXiv:0904.4584](#).
- [6] D. Baumann and H. V. Peiris, *Cosmological Inflation: Theory and Observations*, *Adv. Sci. Lett.* **2** (2009) 105–120, [[arXiv:0810.3022](#)].
- [7] D. Baumann, *Inflation*, in *Physics of the large and the small, TASI 09, proceedings of the Theoretical Advanced Study Institute in Elementary Particle Physics, Boulder, Colorado, USA, 1-26 June 2009*, pp. 523–686, 2011. [arXiv:0907.5424](#).
- [8] L. Sriramkumar, *On the generation and evolution of perturbations during inflation and reheating*, in *Vignettes in Gravitation and Cosmology* (L. Sriramkumar and T. R. Seshadri, eds.), pp. 207–249. World Scientific, Singapore, 2012.
- [9] A. Linde, *Inflationary Cosmology after Planck 2013*, in *Proceedings, 100th Les Houches Summer School: Post-Planck Cosmology: Les Houches, France, July 8 - August 2, 2013*, pp. 231–316, 2015. [arXiv:1402.0526](#).
- [10] J. Martin, *The Observational Status of Cosmic Inflation after Planck*, *Astrophys. Space Sci. Proc.* **45** (2016) 41–134, [[arXiv:1502.05733](#)].
- [11] **Planck** Collaboration, P. Ade et al., *Planck 2015 results. XX. Constraints on inflation*, *Astron. Astrophys.* **594** (2016) A20, [[arXiv:1502.02114](#)].
- [12] **Planck** Collaboration, Y. Akrami et al., *Planck 2018 results. X. Constraints on inflation*, *Astron. Astrophys.* **641** (2020) A10, [[arXiv:1807.06211](#)].
- [13] **LiteBIRD** Collaboration, M. Hazumi et al., *LiteBIRD: JAXA’s new strategic L-class mission for all-sky surveys of cosmic microwave background polarization*, *Proc. SPIE Int. Soc. Opt. Eng.* **11443** (2020) 114432F, [[arXiv:2101.12449](#)].
- [14] J. M. Maldacena, *Non-Gaussian features of primordial fluctuations in single field inflationary models*, *JHEP* **05** (2003) 013, [[astro-ph/0210603](#)].

- [15] D. Seery and J. E. Lidsey, *Primordial non-Gaussianities in single field inflation*, *JCAP* **06** (2005) 003, [[astro-ph/0503692](#)].
- [16] D. Seery and J. Hidalgo, *Non-Gaussian corrections to the probability distribution of the curvature perturbation from inflation*, *JCAP* **07** (2006) 008, [[astro-ph/0604579](#)].
- [17] X. Chen, *Primordial Non-Gaussianities from Inflation Models*, *Adv. Astron.* **2010** (2010) 638979, [[arXiv:1002.1416](#)].
- [18] X. Chen, M.-x. Huang, and G. Shiu, *The Inflationary Trispectrum for Models with Large Non-Gaussianities*, *Phys. Rev. D* **74** (2006) 121301, [[hep-th/0610235](#)].
- [19] S. Weinberg, *Quantum contributions to cosmological correlations*, *Phys. Rev. D* **72** (2005) 043514, [[hep-th/0506236](#)].
- [20] S. Weinberg, *Quantum contributions to cosmological correlations. II. Can these corrections become large?*, *Phys. Rev. D* **74** (2006) 023508, [[hep-th/0605244](#)].
- [21] M. S. Sloth, *On the one loop corrections to inflation and the CMB anisotropies*, *Nucl. Phys. B* **748** (2006) 149–169, [[astro-ph/0604488](#)].
- [22] M. S. Sloth, *On the one loop corrections to inflation. II. The Consistency relation*, *Nucl. Phys. B* **775** (2007) 78–94, [[hep-th/0612138](#)].
- [23] D. Seery, *One-loop corrections to the curvature perturbation from inflation*, *JCAP* **02** (2008) 006, [[arXiv:0707.3378](#)].
- [24] C. T. Byrnes, K. Koyama, M. Sasaki, and D. Wands, *Diagrammatic approach to non-Gaussianity from inflation*, *JCAP* **11** (2007) 027, [[arXiv:0705.4096](#)].
- [25] P. Adshead, R. Easther, and E. A. Lim, *Cosmology With Many Light Scalar Fields: Stochastic Inflation and Loop Corrections*, *Phys. Rev. D* **79** (2009) 063504, [[arXiv:0809.4008](#)].
- [26] H. R. S. Cogollo, Y. Rodriguez, and C. A. Valenzuela-Toledo, *On the Issue of the zeta Series Convergence and Loop Corrections in the Generation of Observable Primordial Non-Gaussianity in Slow-Roll Inflation. Part I: The Bispectrum*, *JCAP* **08** (2008) 029, [[arXiv:0806.1546](#)].
- [27] Y. Rodriguez and C. A. Valenzuela-Toledo, *On the Issue of the zeta Series Convergence and Loop Corrections in the Generation of Observable Primordial Non-Gaussianity in Slow-Roll Inflation. Part 2. The Trispectrum*, *Phys. Rev. D* **81** (2010) 023531, [[arXiv:0811.4092](#)].
- [28] E. Dimastrogiovanni and N. Bartolo, *One-loop graviton corrections to the curvature perturbation from inflation*, *JCAP* **11** (2008) 016, [[arXiv:0807.2790](#)].
- [29] L. Senatore and M. Zaldarriaga, *On Loops in Inflation*, *JHEP* **12** (2010) 008, [[arXiv:0912.2734](#)].
- [30] N. Bartolo, E. Dimastrogiovanni, and A. Vallinotto, *One-Loop Corrections to the Power Spectrum in General Single-Field Inflation*, *JCAP* **11** (2010) 003, [[arXiv:1006.0196](#)].
- [31] S. Weinberg, *Ultraviolet Divergences in Cosmological Correlations*, *Phys. Rev. D* **83** (2011) 063508, [[arXiv:1011.1630](#)].
- [32] W.-C. Syu, D.-S. Lee, and K.-W. Ng, *Quantum loop effects to the power spectrum of primordial perturbations during ultra slow-roll inflation*, *Phys. Rev. D* **101** (2020), no. 2 025013, [[arXiv:1907.13089](#)].
- [33] J. Kristiano and J. Yokoyama, *Why Must Primordial Non-Gaussianity Be Very Small?*, *Phys. Rev. Lett.* **128** (2022), no. 6 061301, [[arXiv:2104.01953](#)].
- [34] K. Inomata, M. Braglia, and X. Chen, *Questions on calculation of primordial power spectrum with large spikes: the resonance model case*, [[arXiv:2211.02586](#)].
- [35] J. Kristiano and J. Yokoyama, *Ruling Out Primordial Black Hole Formation From Single-Field Inflation*, [[arXiv:2211.03395](#)].



- [36] A. Riotto, *The Primordial Black Hole Formation from Single-Field Inflation is Not Ruled Out*, [arXiv:2301.00599](#).
- [37] J. Kristiano and J. Yokoyama, *Response to criticism on "Ruling Out Primordial Black Hole Formation From Single-Field Inflation": A note on bispectrum and one-loop correction in single-field inflation with primordial black hole formation*, [arXiv:2303.00341](#).
- [38] S. Choudhury, M. R. Gangopadhyay, and M. Sami, *No-go for the formation of heavy mass Primordial Black Holes in Single Field Inflation*, [arXiv:2301.10000](#).
- [39] H. Firouzjahi, *One-loop Corrections in Power Spectrum in Single Field Inflation*, [arXiv:2303.12025](#).
- [40] H. Firouzjahi and A. Riotto, *Primordial Black Holes and Loops in Single-Field Inflation*, [arXiv:2304.07801](#).
- [41] G. Franciolini, A. Iovino, Junior., M. Taoso, and A. Urbano, *One loop to rule them all: Perturbativity in the presence of ultra slow-roll dynamics*, [arXiv:2305.03491](#).
- [42] G. Tasinato, *A large  $|\eta|$  approach to single field inflation*, [arXiv:2305.11568](#).
- [43] S.-L. Cheng, D.-S. Lee, and K.-W. Ng, *Primordial perturbations from ultra-slow-roll single-field inflation with quantum loop effects*, [arXiv:2305.16810](#).
- [44] J. Fumagalli, *Absence of one-loop effects on large scales from small scales in non-slow-roll dynamics*, [arXiv:2305.19263](#).
- [45] C. Unal, *Imprints of Primordial Non-Gaussianity on Gravitational Wave Spectrum*, *Phys. Rev. D* **99** (2019), no. 4 041301, [[arXiv:1811.09151](#)].
- [46] R.-g. Cai, S. Pi, and M. Sasaki, *Gravitational Waves Induced by non-Gaussian Scalar Perturbations*, *Phys. Rev. Lett.* **122** (2019), no. 20 201101, [[arXiv:1810.11000](#)].
- [47] H. V. Ragavendra, P. Saha, L. Sriramkumar, and J. Silk, *Primordial black holes and secondary gravitational waves from ultraslow roll and punctuated inflation*, *Phys. Rev. D* **103** (2021), no. 8 083510, [[arXiv:2008.12202](#)].
- [48] P. Adshead, K. D. Lozanov, and Z. J. Weiner, *Non-Gaussianity and the induced gravitational wave background*, [arXiv:2105.01659](#).
- [49] H. V. Ragavendra, *Accounting for scalar non-Gaussianity in secondary gravitational waves*, *Phys. Rev. D* **105** (2022), no. 6 063533, [[arXiv:2108.04193](#)].
- [50] S. Balaji, H. V. Ragavendra, S. K. Sethi, J. Silk, and L. Sriramkumar, *Observing Nulling of Primordial Correlations via the 21-cm Signal*, *Phys. Rev. Lett.* **129** (2022), no. 26 261301, [[arXiv:2206.06386](#)].
- [51] C. Chen, A. Ota, H.-Y. Zhu, and Y. Zhu, *Missing one-loop contributions in secondary gravitational waves*, [arXiv:2210.17176](#).
- [52] A. Ota, M. Sasaki, and Y. Wang, *One-loop tensor power spectrum from an excited scalar field during inflation*, [arXiv:2211.12766](#).
- [53] D. Yamauchi, *Signature of primordial non-Gaussianity on the 21 cm power spectrum from dark ages*, *PTEP* **2022** (2022), no. 7 073E02, [[arXiv:2203.15599](#)].
- [54] H. V. Ragavendra and L. Sriramkumar, *Observational Imprints of Enhanced Scalar Power on Small Scales in Ultra Slow Roll Inflation and Associated Non-Gaussianities*, *Galaxies* **11** (2023), no. 1 34, [[arXiv:2301.08887](#)].
- [55] B. Das and H. V. Ragavendra, *Indirect imprints of primordial non-Gaussianity on cosmic microwave background*, [arXiv:2304.05941](#).
- [56] D. Boyanovsky, H. J. de Vega, and N. G. Sanchez, *Quantum corrections to the inflaton potential and the power spectra from superhorizon modes and trace anomalies*, *Phys. Rev. D* **72** (2005)

- 103006, [[astro-ph/0507596](#)].
- [57] D. Boyanovsky, H. J. de Vega, and N. G. Sanchez, *Quantum corrections to slow roll inflation and new scaling of superhorizon fluctuations*, *Nucl. Phys. B* **747** (2006) 25–54, [[astro-ph/0503669](#)].
  - [58] H. Collins and R. Holman, *Renormalization of initial conditions and the trans-Planckian problem of inflation*, *Phys. Rev. D* **71** (2005) 085009, [[hep-th/0501158](#)].
  - [59] C. P. Burgess, L. Leblond, R. Holman, and S. Shandera, *Super-Hubble de Sitter Fluctuations and the Dynamical RG*, *JCAP* **03** (2010) 033, [[arXiv:0912.1608](#)].
  - [60] D. Seery, *Infrared effects in inflationary correlation functions*, *Class. Quant. Grav.* **27** (2010) 124005, [[arXiv:1005.1649](#)].
  - [61] M. Gerstenlauer, A. Hebecker, and G. Tasinato, *Inflationary Correlation Functions without Infrared Divergences*, *JCAP* **06** (2011) 021, [[arXiv:1102.0560](#)].
  - [62] J. Martin and L. Sriramkumar, *The scalar bi-spectrum in the Starobinsky model: The equilateral case*, *JCAP* **01** (2012) 008, [[arXiv:1109.5838](#)].
  - [63] **Planck** Collaboration, N. Aghanim et al., *Planck 2018 results. VI. Cosmological parameters*, [[arXiv:1807.06209](#)].
  - [64] S. Dodelson, *Modern Cosmology*. Academic Press, Elsevier Science, 2003.
  - [65] G. Goswami and T. Souradeep, *Power spectrum nulls due to non-standard inflationary evolution*, *Phys. Rev. D* **83** (2011) 023526, [[arXiv:1011.4914](#)].
  - [66] O. Özsoy and G. Tasinato, *Consistency conditions and primordial black holes in single field inflation*, *Phys. Rev. D* **105** (2022), no. 2 023524, [[arXiv:2111.02432](#)].
  - [67] C. T. Byrnes, P. S. Cole, and S. P. Patil, *Steepest growth of the power spectrum and primordial black holes*, *JCAP* **06** (2019) 028, [[arXiv:1811.11158](#)].
  - [68] G. Tasinato, *An analytic approach to non-slow-roll inflation*, *Phys. Rev. D* **103** (2021), no. 2 023535, [[arXiv:2012.02518](#)].
  - [69] P. S. Cole, A. D. Gow, C. T. Byrnes, and S. P. Patil, *Steepest growth re-examined: repercussions for primordial black hole formation*, [[arXiv:2204.07573](#)].
  - [70] D. Seery, J. E. Lidsey, and M. S. Sloth, *The inflationary trispectrum*, *JCAP* **01** (2007) 027, [[astro-ph/0610210](#)].
  - [71] P. R. Jarnhus and M. S. Sloth, *de Sitter limit of inflation and nonlinear perturbation theory*, *JCAP* **02** (2008) 013, [[arXiv:0709.2708](#)].
  - [72] S. Weinberg, *Quantum contributions to cosmological correlations*, *Phys. Rev. D* **72** (Aug., 2005) 043514, [[hep-th/0506236](#)].
  - [73] O. Özsoy and G. Tasinato, *Inflation and Primordial Black Holes*, [[arXiv:2301.03600](#)].
  - [74] **Planck** Collaboration, Y. Akrami et al., *Planck 2018 results. IX. Constraints on primordial non-Gaussianity*, *Astron. Astrophys.* **641** (2020) A9, [[arXiv:1905.05697](#)].
  - [75] J. Chluba, J. Hamann, and S. P. Patil, *Features and New Physical Scales in Primordial Observables: Theory and Observation*, *Int. J. Mod. Phys. D* **24** (2015), no. 10 1530023, [[arXiv:1505.01834](#)].
  - [76] R. K. Jain, P. Chingangbam, J.-O. Gong, L. Sriramkumar, and T. Souradeep, *Punctuated inflation and the low CMB multipoles*, *JCAP* **01** (2009) 009, [[arXiv:0809.3915](#)].
  - [77] M. H. Qureshi, A. Iqbal, M. A. Malik, and T. Souradeep, *Low- $\ell$  power suppression in punctuated inflation*, *JCAP* **04** (2017) 013, [[arXiv:1610.05776](#)].
  - [78] H. V. Ragavendra, D. Chowdhury, and L. Sriramkumar, *Suppression of scalar power on large scales and associated bispectra*, *Phys. Rev. D* **106** (2022), no. 4 043535, [[arXiv:2003.01099](#)].

- [79] H. Collins and R. Holman, *Taming the alpha vacuum*, *Phys. Rev. D* **70** (2004) 084019, [[hep-th/0312143](#)].
- [80] H. Collins and M. R. Martin, *The Enhancement of inflaton loops in an alpha vacuum*, *Phys. Rev. D* **70** (2004) 084021, [[hep-ph/0309265](#)].
- [81] S. Weinberg, *Cosmology*. 2008.
- [82] H. Collins, R. Holman, and M. R. Martin, *The Fate of the alpha vacuum*, *Phys. Rev. D* **68** (2003) 124012, [[hep-th/0306028](#)].