

Observational Constraints on generalized dark matter properties in the presence of neutrinos with the final Planck release

Vikrant Yadav,^{1,*} Santosh Kumar Yadav,^{2,†} and Anil Kumar Yadav^{3,‡}

¹*School of Basic and Applied Sciences, Raffles University, Neemrana - 301705, Rajasthan, India*

²*School of CS & AI, SR University, Warangal - 506002, Telangana, India.*

³*Department of Physics, United College of Engineering and Research, Greater Noida - 201310, India*

In this paper, we investigate an extension of the standard Λ CDM model by allowing: a temporal evolution in the equation of state (EoS) of DM via Chevallier-Polarski-Linder parametrization, and the constant non-null sound speed. We also consider the properties of neutrinos, such as the effective neutrino mass and the effective number of neutrino species as free parameters. We derive the constraints on this scenario by using the data from the Planck-2018 cosmic microwave background (CMB), baryonic acoustic oscillation (BAO) measurements, Pantheon+ compilation of Type Ia supernovae (SNe Ia), and some large scale structure (LSS) information from the cosmic shear surveys: Kilo Degree Survey (KiDS)-1000 and Dark Energy Survey (DES). We find constraints on the EoS and sound speed of DM very close to the null value in all the analyses, and thus no significant evidence is found beyond the standard CDM paradigm. In all the analyses, we find the significantly tight upper bounds on the sum of neutrino masses, and significantly lower mean values of S_8 , which are in agreement with the LSS measurements. Thus, the well-known S_8 tension is reconciled in the considered model.

I. INTRODUCTION

The well-known concordance Λ CDM model provides a good fit to the various cosmological observations of different physical origins. This six-parameter cosmological model represents the minimal and simplest framework to provide all available cosmological information. One of the key ingredients of this standard model is dark matter (DM), necessary for the formation of observed structures in the Universe. DM is thought to contribute about 26% to the total energy density of the Universe today [1, 2] but its particle nature is still mysterious. Many efforts have been made to detect DM candidate via direct and indirect searches but no concrete candidate is found so far. Although there are a plethora of physically motivated candidates of DM, all are assumed to behave as a pressureless perfect fluid. For more details about the pieces of evidence, candidates and methods of detection of DM, see the review articles [3–5], and for the current status of direct and indirect searches of DM particles, see [6, 7]. One may see the recent article on review of the particle physics, astrophysics, and cosmology associated with the cosmological tensions and anomalies in [8].

In the standard model, the modelling of DM as a pressureless perfect fluid, usually dubbed as cold dark matter (CDM) leads to many small scale issues which can be seen in the articles [9–12]. Therefore, it is important to place the constraints on different quantities which are helpful to describe/characterize the physical nature of DM, with the latest cosmological observations. One of the key quantity which plays an important role in modern cosmology is the equation of state (EoS) parameter of DM and its value should be fixed by observations. The EoS parameter of CDM is zero but there is no preferred reason for it to be zero. In fact, the precise nature of DM could be identified by more general parameters such as a time-dependent EoS and a non-zero sound speed. In literature, many attempts have been made to know the particle nature of DM by constraining its EoS as a constant, time-variable and/or a more general mathematical form, with the observational data sets. See a partial list [13–22] of works in this direction, and also recent investigations [23–28].

The present day expansion rate of the Universe is described by the Hubble constant H_0 , and the measurements of the r.m.s. fluctuation of density perturbation at $8h^{-1}$ Mpc are quantified by the parameter σ_8 or $S_8 \equiv \sigma_8 \sqrt{\Omega_m}/0.3$, where Ω_m is the present day matter density parameter. In recent years in the era of precision cosmology, statistically significant tensions have emerged in the parameters H_0 and S_8 . There is around 5σ tension in H_0 , which refers to the difference between its direct local distance ladder measurements, viz., the SH0ES measurement $H_0 = 73.04 \pm 1.04 \text{ km s}^{-1} \text{ Mpc}^{-1}$ (68% CL) [29] based on the Type Ia supernovae (SNe Ia) calibrated by Cepheid

* vikuyd@gmail.com

† sky91bbaulko@gmail.com

‡ abanilyadav@yahoo.co.in

variables, and $H_0 = 67.27 \pm 0.60 \text{ km s}^{-1} \text{ Mpc}^{-1}$ (68% CL) [2] inferred from *Planck* 2018 assuming the standard Λ CDM model. Likewise, there is around 3σ tension in S_8 within the framework of Λ CDM, which refers to the difference in its estimations, $S_8 = 0.834 \pm 0.016$ inferred from *Planck* 2018 [2], and from cosmic shear surveys eg. Kilo-Degree Survey (KiDS-1000) $S_8 = 0.759 \pm 0.022$ [30] and Dark Energy Survey (DES) $S_8 = 0.776 \pm 0.017$ [31]). Extended Λ CDM scenarios are extensively explored in the literature in the context of these two tensions [32–44].

The neutrinos play an important role in the background evolution as well as in the structure formation with direct implications on Cosmic Microwave Background (CMB), Large Scale Structure (LSS) and nuclear abundances produced in the Big Bang Nucleosynthesis (BBN) epoch, see the recent investigations with the neutrino properties in [45–56] and references therein, and [57–59] for a review. As long as neutrinos were relativistic, they contribute to radiation density and the effect is parameterized by the term, N_{eff} . However, at late times, when they turn to non-relativistic, they contribute to total matter density. It is also known today from the results on flavour neutrino oscillation experiments that neutrinos are massive. At least one neutrino state has a large enough mass for being non-relativistic today, thus making up a small fraction of the dark matter of the Universe. The oscillation experiments are able to measure two of the neutrino mass-splittings and also provide the information of neutrino-mass ordering [60]. Although, the neutrino oscillation experiments do not provide any hint about the absolute scale of neutrino masses. The bounds on neutrino mass scale can be placed by the cosmological observations and at the moment cosmology provides a stronger upper bound on the sum of neutrino masses [2]. But the challenge with the cosmological observations is to go beyond a tight upper bound. The absolute scale of neutrino mass is also placed by laboratory searches such as beta-decay [61] and neutrino-less double beta decay [62, 63]. Nowadays, with the accumulation of a large number of cosmological observations, cosmology has reached in a high precision era where it is unavoidable to take into account the presence of neutrino properties in the extended cosmological investigations. Also, such investigations are necessary in order to place new more accurate constraints on the full baseline of the non-standard cosmological models.

Extra relativistic degrees of freedom at recombination, parametrized by the number of equivalent light neutrino species N_{eff} Steigman et al [64], gives the most simplest extension of Λ CDM. In Refs. [65, 66], the authors have investigated $N_{\text{eff}}^{\text{SM}} = 3.044$ for massless neutrino families. In this paper, we are interested in constraining the generalized DM parameters: a time-dependent EoS parameter of DM via well-motivated Chevallier-Polarski-Linder (CPL) parameterization and the non-null sound speed of DM, in the presence of neutrino properties. We constrain this scenario with the observational data from different sources, and explore whether the considered scenario leads to the relaxation of H_0 and S_8 tensions. The paper is structured as follows: In the next section, we present the cosmological model with extended DM properties. The methodology and the data sets used to constrain the model parameters are described in section III. In section IV, we derive the observational constraints and discuss the results in detail. The concluding remarks of the study are presented in section V.

II. MODEL WITH EXTENDED PROPERTIES OF DARK MATTER AND NEUTRINOS

In the present study, We consider the spatially-flat, homogeneous and isotropic Friedmann-Lemaître-Robertson-Walker (FLRW) Universe, given by the metric

$$ds^2 = -dt^2 + a^2(t) \left[dr^2 + r^2(d\theta^2 + \sin^2\theta d\phi^2) \right], \quad (1)$$

where we have adopted speed of light $c = 1$; $a(t)$ denotes the cosmic scale factor of the Universe, and t is the cosmic time. Considering the above metric, the basic equations which determine the background evolution of the Universe, that is, the so-called Friedmann equations are given by

$$3H^2 = 8\pi G(\rho_\gamma + \rho_\nu + \rho_b + \rho_{\text{dm}} + \rho_\Lambda), \quad (2)$$

$$2\frac{dH}{dt} + 3H^2 = -8\pi G(p_\gamma + p_\nu + p_b + p_{\text{dm}} + p_\Lambda), \quad (3)$$

where G is the Gravitational Newtonian constant and $H = \frac{da/dt}{a}$ is the Hubble parameter which describes expansion rate of the Universe. In the above equations, ρ and p with subscripts denote the density and pressure of the different energy components of the Universe, namely, photons (γ), neutrinos (ν), baryons (b), dark matter (dm), and cosmological constant (Λ), respectively.

Under the assumption of no mutual interaction (except the usual gravitational interaction) between the above-mentioned species, the energy conservation equation reads as

$$\dot{\rho}_i + 3H(1 + w_i)\rho_i = 0, \quad (4)$$

where $i \in \{\gamma, \nu, b, \text{dm}, \Lambda\}$ and w_i is the EoS of i th species with $p_i = w_i \rho_i$. From eq. (4), it is easy to write energy density evolution of i th species with known EoS parameter, w_i .

In this article, we are not modelling DM as a pressureless perfect fluid. Rather, we assume a temporal evolution in the EoS of DM with the cosmic expansion. In order to quantify the temporal evolution with the cosmic evolution, we consider the well-motivated CPL parametrization [67, 68] of EoS of DM, given by

$$w_{\text{dm}}(a) = w_{\text{dm}0} + w_{\text{dm}1}(1 - a), \quad (5)$$

where $w_{\text{dm}0}$ and $w_{\text{dm}1}$ are free parameters (constants) to be fixed by observations. The quantity $w_{\text{dm}0}$ represents the present value of EoS of DM. From eqs. (4) and (5), the energy density evolution of DM is given by

$$\rho_{\text{dm}} = \rho_{\text{dm}0} a^{-3(1+w_{\text{dm}0}+w_{\text{dm}1})} e^{-3w_{\text{dm}1}(1-a)}. \quad (6)$$

At perturbative level, we choose to work in the conformal Newtonian gauge where the perturbed FLRW metric takes the following form

$$ds^2 = a^2(\tau) \left[-(1 + 2\psi)d\tau^2 + (1 - 2\phi)d\vec{r}^2 \right], \quad (7)$$

where ϕ and ψ are the metric potentials and $d\vec{r}$ represents the three spatial coordinates. Following the notations of [69] and assuming small perturbations in the first order of $\nabla_\mu T_{\text{dm}}^{\mu\nu} = 0$ in the Fourier space, we find the equations [27]

$$\dot{\delta}_{\text{dm}} = -(1 + w_{\text{dm}}) \left(\theta_{\text{dm}} - 3\dot{\phi} \right) - 3\mathcal{H}\delta_{\text{dm}}(\hat{c}_{\text{s, dm}}^2 - w_{\text{dm}}) - 9(1 + w_{\text{dm}})(\hat{c}_{\text{s, dm}}^2 - c_{\text{a, dm}}^2)\mathcal{H}^2 \frac{\theta_{\text{dm}}}{k^2}, \quad (8)$$

$$\dot{\theta}_{\text{dm}} = -(1 - 3\hat{c}_{\text{s, dm}}^2)\mathcal{H}\theta_{\text{dm}} + \frac{\hat{c}_{\text{s, dm}}^2}{1 + w_{\text{dm}}} k^2 \delta_{\text{dm}} + k^2 \psi. \quad (9)$$

Here, the dot over a quantity denotes conformal time derivative, \mathcal{H} is the conformal Hubble parameter and k is magnitude of the wavevector \vec{k} . Further, $\delta_{\text{dm}} = \delta\rho_{\text{dm}}/\rho_{\text{dm}}$ and $(\rho_{\text{dm}} + p_{\text{dm}})\theta_{\text{dm}} = ik^j \delta T_j^0$ are the density perturbation and velocity perturbation, respectively, associated with DM fluid. The sound speed of DM in the rest frame is denoted by $\hat{c}_{\text{s, dm}}^2$ and adiabatic squared sound speed is denoted by $c_{\text{a, dm}}^2$. We have taken $\hat{c}_{\text{s, dm}}^2$ as a free model parameter in order to get an insight of the micro-scale property of DM. If it significantly deviates from zero in light of the recent cosmological observations, it would be an indication for the DM to be more complicated than simple CDM.

With the above given background and perturbation evolution equations, we present the cosmological model which is the extension of the standard Λ CDM model via the extended DM parameters plus the neutrino properties. We consider the presence of three active neutrino species with the sum of total masses $\sum m_\nu$, where the mass ordering of the active neutrinos is fixed to the normal hierarchy, which is favored over the inverted one with current observations, as argued in [70–72]. Also, we take N_{eff} as a free parameter to be fixed by observations, in order to verify any possible new correlation with the DM parameters ($w_{\text{dm}0}$, $w_{\text{dm}1}$, $\hat{c}_{\text{s, dm}}^2$). We refer this scenario by Λ_ν WDM and the full baseline parameters set is given by

$$\mathcal{P}_{\Lambda_\nu\text{WDM}} = \left\{ \omega_b, \omega_{\text{dm}}, \theta_s, A_s, n_s, \tau_{\text{reio}}, w_{\text{dm}0}, w_{\text{dm}1}, \hat{c}_{\text{s, dm}}^2, N_{\text{eff}}, \sum m_\nu \right\}. \quad (10)$$

where the first six parameter correspond to Λ CDM and have their usual meaning [1] whereas the remaining five are additional model parameters of our main interest.

III. DATA SETS AND METHODOLOGY

We use the following data sets to derive observational constraints on the model parameters under consideration.

CMB: We consider the cosmic microwave background measurements from the Planck-2018 final release [2, 73, 74]. We use high- l and low- l CMB TT likelihood in the multipole ranges $30 \leq l \leq 2508$ and $2 \leq l \leq 29$, respectively, along with the high- l E mode polarization and temperature-polarization cross correlation likelihood. We use low- l E mode polarization data and the power spectra of the lensing potential. We refer this data simply as CMB throughout the manuscript.

TABLE I: Uniform priors on the parameters of Λ_ν WDM model.

Parameter	Prior
$100\omega_b$	[0.8, 2.4]
ω_{dm}	[0.01, 0.99]
$100\theta_s$	[0.5, 2.0]
$\ln[10^{10} A_s]$	[2.7, 4.0]
n_s	[0.9, 1.1]
τ_{reio}	[0.01, 0.8]
$w_{\text{dm}0}$	[0, 0.1]
$w_{\text{dm}1}$	[0, 0.1]
$\hat{c}_{\text{s, dm}}^2$	[0, 0.1]
$\sum m_\nu$	[0.06, 1.0]
N_{eff}	[1, 4]

BAO: The final Baryon Acoustic Oscillation (BAO) measurements of the SDSS collaboration cover eight different redshift intervals, and include anisotropic BAO measurements of $D_M(z)/r_d$ and $D_H(z)/r_d$ (where $D_M(z)$ is the comoving angular diameter distance and $D_H(z) = c/H(z)$ is the Hubble distance). Table 3 of Ref. [75] compiles all the aforementioned BAO-only measurements.

PP: We utilize distance modulus measurements of Type Ia supernovae (SNe Ia) obtained from the Pantheon+ sample, as described in [76]. This dataset includes 1701 light curves corresponding to 1550 different SNe Ia events distributed across the redshift range $z \in [0.001, 2.26]$. The dataset is conveniently referred to as Pantheon Plus (PP).

KiDS-1000 and DES: We use Gaussian priors of S_8 obtained by Kilo-Degree Survey (KiDS-1000) ($S_8 = 0.759 \pm 0.022$, [30]) and Dark Energy Survey (DES) ($S_8 = 0.776 \pm 0.017$, [31]).

We have implemented the model in publicly available CLASS [77] code interfaced with parameter inference code MontePython [78] which is embedded with Metropolis-Hastings algorithm. We have used the uniform priors displayed in Table I on all free model parameters to obtain correlated Monte Carlo Markov Chain samples. The constraints on the model parameters are obtained with five different sets of data combinations: CMB, CMB+BAO, CMB+BAO+PP, CMB+BAO+PP+KiDS-1000 and CMB+BAO+PP+DES. The convergence of the Monte Carlo Markov Chains for all the model parameters have been ensured with Gelman-Rubin criterion [79]. We have used the GetDist Python package [80] to analyze the samples.

IV. RESULTS AND DISCUSSION

Table II summarizes the observational constraints on the full baseline of the Λ_ν WDM model for the five different combinations of data sets: CMB, CMB+BAO, CMB+BAO+PP, CMB+BAO+PP+KiDS-1000 and CMB+BAO+PP+DES. From Table II, we can see that the first six standard parameters are in good agreement with the Λ CDM predictions [2]. Let us first discuss the constraints on generalized DM parameters. We have found that both the DM EoS parameters: $w_{\text{dm}0}$ and $w_{\text{dm}1}$, are of order 10^{-3} at 95% CL with all data combinations. For the CMB+BAO+PP+KiDS-1000 data combination, these are constrained to less than 2.5×10^{-3} and 2.4×10^{-3} at 95% CL, respectively. Again for the CMB+BAO+PP+DES data combination, these are constrained to less than 2.2×10^{-3} and 2.5×10^{-3} at 95% CL, respectively. The constraints on the sound speed of DM, $\hat{c}_{\text{s, dm}}^2$ are of the order 10^{-7} at 95% CL for all the data combinations. The most tight constraint is obtained from CMB+BAO+PP+DES data combination: $\hat{c}_{\text{s, dm}}^2 < 0.8 \times 10^{-7}$ at 95% CL. We have not observed any correlation of DM EoS parameters with the sum of neutrino masses, $\sum m_\nu$. Thus, the constraints on DM EoS parameters are not affected by varying the neutrino mass. Although, the DM EoS parameters are affected by varying N_{eff} as they found a slight negative correlation with N_{eff} , see Figure 1.

We find significantly tight upper bounds on the sum of neutrino masses in all cases. The most tight upper bound, $\sum m_\nu < 0.58$ eV at 95% CL is obtained from the CMB+BAO+PP+DES data combination. With the other data combinations, we have obtained relatively weaker bounds. It is known that the observational upper bounds on neutrino masses become weaker when analyzed in the context of extended cosmological scenarios [50, 51, 81–83]. Thus, in the present analysis, we have found slightly weaker constraints on $\sum m_\nu$ compared to the bounds obtained from final Planck release which yields, $\sum m_\nu < 0.13$ eV at 95% CL from CMB+BAO, based on Λ CDM model [2]. The

TABLE II: Constraints with mean value and 68% CL errors on the free parameters and some derived parameters of Λ_ν WDM model for five different data combinations, except the parameters $w_{\text{dm}0}$, $w_{\text{dm}1}$, $c_{\text{s, dm}}^2$ and $\sum m_\nu$ for which 95% CL upper bounds are displayed.

The parameters H_0 and $\sum m_\nu$ are measured in the units of $\text{km s}^{-1}\text{Mpc}^{-1}$ and eV, respectively.

Parameter	CMB	CMB+BAO	CMB+BAO+PP	CMB+BAO+PP+KiDS-1000	CMB+BAO+PP+DES
$10^{-2}\omega_b$	$2.204^{+0.055}_{-0.056}$	$2.214^{+0.057}_{-0.055}$	$2.207^{+0.047}_{-0.045}$	$2.214^{+0.052}_{-0.053}$	$2.211^{+0.048}_{-0.052}$
ω_{dm}	$0.1087^{+0.0095}_{-0.0100}$	$0.1096^{+0.0076}_{-0.0079}$	$0.1095^{+0.0068}_{-0.0064}$	$0.1109^{+0.0063}_{-0.0067}$	$0.1118^{+0.0069}_{-0.0064}$
$100\theta_s$	$1.04240^{+0.00100}_{-0.00098}$	$1.04240^{+0.00100}_{-0.00100}$	$1.04255^{+0.00085}_{-0.00093}$	$1.04240^{+0.00110}_{-0.00100}$	$1.04238^{+0.00098}_{-0.00100}$
$\ln 10^{10} A_s$	$3.023^{+0.039}_{-0.043}$	$3.028^{+0.036}_{-0.040}$	$3.023^{+0.038}_{-0.039}$	$3.027^{+0.040}_{-0.036}$	$3.031^{+0.038}_{-0.039}$
n_s	$0.954^{+0.020}_{-0.020}$	$0.957^{+0.020}_{-0.020}$	$0.955^{+0.018}_{-0.016}$	$0.957^{+0.019}_{-0.019}$	$0.956^{+0.018}_{-0.019}$
τ_{reio}	$0.049^{+0.017}_{-0.018}$	$0.051^{+0.016}_{-0.017}$	$0.050^{+0.016}_{-0.015}$	$0.051^{+0.017}_{-0.018}$	$0.052^{+0.017}_{-0.017}$
$w_{\text{dm}0}$	$< 3.7 \times 10^{-3}$	$< 3.3 \times 10^{-3}$	$< 2.4 \times 10^{-3}$	$< 2.5 \times 10^{-3}$	$< 2.2 \times 10^{-3}$
$w_{\text{dm}1}$	$< 3.8 \times 10^{-3}$	$< 3.3 \times 10^{-3}$	$< 3.1 \times 10^{-3}$	$< 2.4 \times 10^{-3}$	$< 2.5 \times 10^{-3}$
$c_{\text{s, dm}}^2$	$< 1.3 \times 10^{-7}$	$< 1.3 \times 10^{-7}$	$< 1.2 \times 10^{-7}$	$< 1.1 \times 10^{-7}$	$< 0.8 \times 10^{-7}$
$\sum m_\nu$	< 0.88	< 0.86	< 0.87	< 0.69	< 0.58
N_{eff}	$2.74^{+0.40}_{-0.40}$	$2.79^{+0.42}_{-0.39}$	$2.74^{+0.37}_{-0.33}$	$2.78^{+0.41}_{-0.40}$	$2.78^{+0.41}_{-0.37}$
M_B	--	--	$-19.482^{+0.061}_{-0.058}$	$-19.470^{+0.070}_{-0.071}$	$-19.470^{+0.067}_{-0.069}$
Ω_m	$0.305^{+0.053}_{-0.051}$	$0.304^{+0.018}_{-0.017}$	$0.314^{+0.015}_{-0.015}$	$0.311^{+0.016}_{-0.015}$	$0.312^{+0.016}_{-0.015}$
H_0	$66.9^{+4.5}_{-4.2}$	$67.2^{+2.3}_{-2.2}$	$66.1^{+1.9}_{-1.8}$	$66.5^{+2.2}_{-2.3}$	$66.5^{+2.1}_{-2.1}$
σ_8	$0.732^{+0.074}_{-0.067}$	$0.732^{+0.058}_{-0.052}$	$0.720^{+0.058}_{-0.049}$	$0.737^{+0.042}_{-0.039}$	$0.754^{+0.037}_{-0.036}$
S_8	$0.737^{+0.063}_{-0.058}$	$0.737^{+0.059}_{-0.055}$	$0.736^{+0.058}_{-0.050}$	$0.751^{+0.037}_{-0.033}$	$0.768^{+0.032}_{-0.033}$

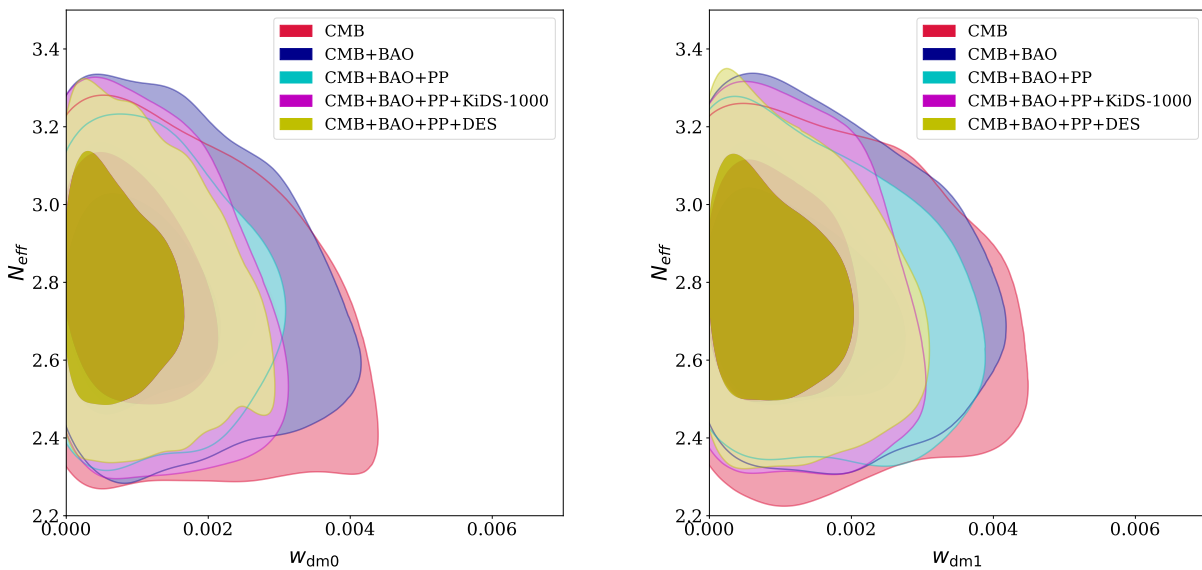


FIG. 1: Two-dimensional marginalized distributions (68% and 95% CL) of N_{eff} versus DM EoS parameters.

parameter $\sum m_\nu$ shows a negative correlation with H_0 in case of CMB data, (see the left panel of Figure 2) whereas the parameter N_{eff} exhibits a positive correlation with H_0 , (see the right panel of Figure 2). These constraints on N_{eff} are relatively weaker but in agreement with the constraints from final Planck results [2]. Likewise, the constraints on H_0 in all the cases are relatively weaker but consistent with $H_0 = 67.27 \pm 0.60 \text{ km s}^{-1}\text{Mpc}^{-1}$ (68% CL) [2] inferred from Planck 2018 assuming the standard ΛCDM model. It means the H_0 tension is not relaxed in the $\Lambda_\nu\text{WDM}$ model.

It is interesting to observe lower mean values of S_8 in $\Lambda_\nu\text{WDM}$ model in all the analyses compared to $S_8 = 0.834 \pm 0.016$ inferred from Planck 2018 [2] ΛCDM model. Figure 3 (left panel) shows the parametric space in the plane $H_0 - S_8$ with all the data combinations where one can see that the allowed range of S_8 (horizontal bands) from LSS measurements pass through the central region of the contours. From Figure. 3 (right panel), we can see that the parameter S_8 is in a perfect negative correlation with sound speed of DM, $\hat{c}_{\text{s, dm}}^2$. The reason is that the presence

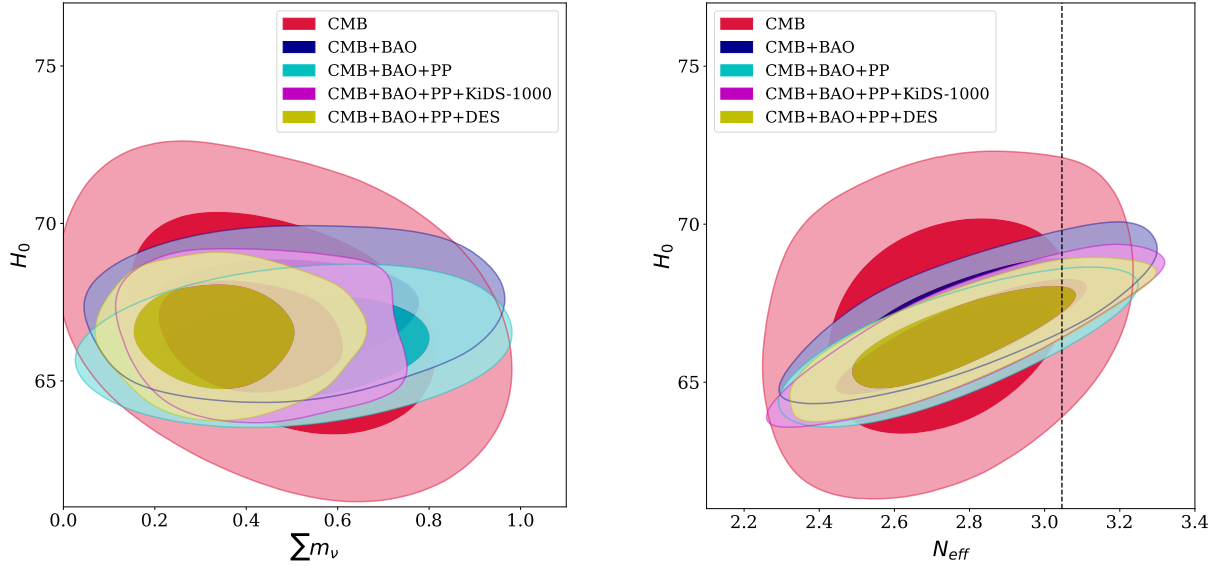


FIG. 2: Two-dimensional marginalized distributions (68% and 95% CL) in the plane $\sum m_\nu - H_0$ (left panel) and $N_{\text{eff}} - H_0$ (right panel). In the right panel, the dotted vertical line relates to $N_{\text{eff}} \approx 3.046$ predicted from Λ CDM model [1].

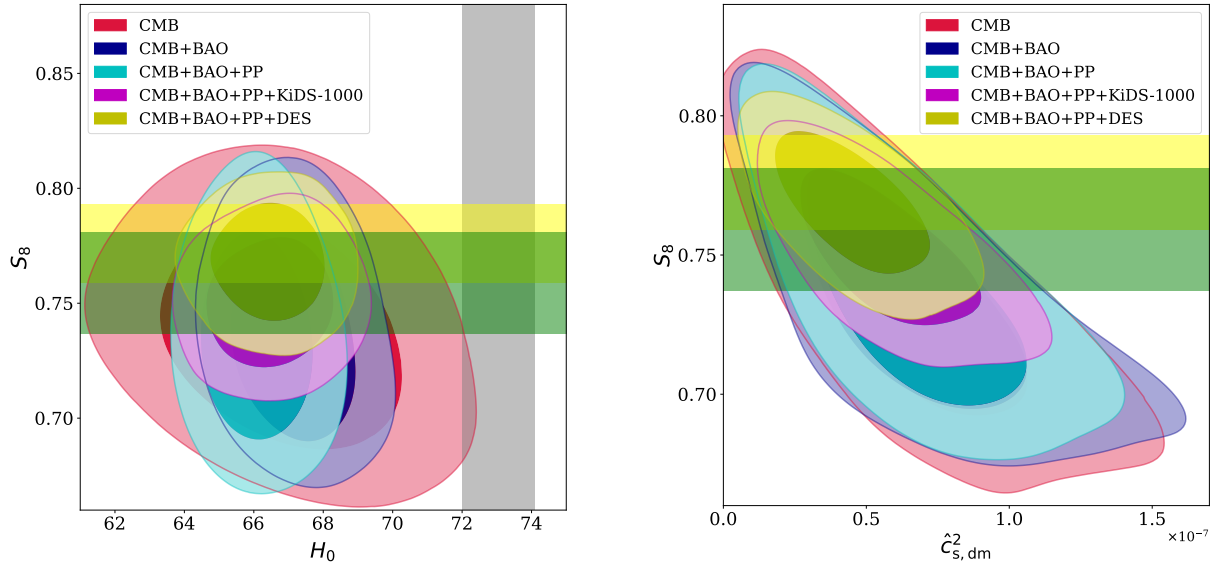


FIG. 3: Two-dimensional marginalized distributions (68% and 95% CL) in the plane $H_0 - S_8$ (left panel) and $\hat{c}_{s, \text{dm}}^2 - S_8$ (right panel) from the different data combinations. The vertical grey band in the left panel stands for $H_0 = 73.04 \pm 1.04 \text{ km s}^{-1} \text{ Mpc}^{-1}$ [29] whereas the horizontal yellow and green bands in both panels respectively correspond to S_8 obtained by DES ($S_8 = 0.776 \pm 0.017$, [31]) and KiDS-1000 ($S_8 = 0.759 \pm 0.022$, [30]).

of sound speed sufficiently reduces the growth of matter density fluctuations on the scale below the diffusion length [24]. Thus, we have obtained lower mean values of S_8 but with large errors due to the strong degeneracy with $\hat{c}_{s, \text{dm}}^2$. Thus, without loss of generality, we can conclude that the S_8 tension is alleviated at 68% CL within Λ_ν WDM model.

A. Bayesian model comparison

It is worthwhile to note that a statistical comparison of the derived model with reference model exhibits the consequences of the considered model. Therefore, we use the Akaike Information Criteria (AIC) [84, 85], defined as

$$\text{AIC} = -2 \ln \mathcal{L}_{\max} + 2N = \chi_{\min}^2 + 2N,$$

where \mathcal{L}_{\max} and N denote the maximum likelihood function and the total number of free parameters in the model baseline. To compare the derived model i with a well known best fit reference model j , one may compute the AIC difference between two models, i.e., $\Delta\text{AIC}_{ij} = \text{AIC}_i - \text{AIC}_j$. This difference may play an important role in quantify the model i and model j . In Ref. [86], the authors have investigated that one model is better than other if the AIC difference between these models is greater than a threshold value $\Delta_{\text{threshold}}$. According to the thumb rule of AIC, we note that $\Delta_{\text{threshold}} = 5$ is a universal threshold value which is used as a property of the model for comparison. In Liddle [87], it is clearly mentioned that one model is better compared to the other model depending upon the minimum threshold AIC difference.

TABLE III: Difference of AIC values of Λ_ν WDM model with respect to Λ CDM model with five data combinations.

Data	$\Delta\text{AIC}_{\Lambda_\nu\text{WDM}}$
CMB	6.06
CMB + BAO	11.42
CMB + BAO + PP	3.00
CMB + BAO + PP + KiDS-1000	-6.68
CMB + BAO + PP + DES	-5.42

Table III summarizes the ΔAIC values of the Λ_ν WDM model for all the data combinations. We see that with the CMB and CMB+BAO data combinations, the standard Λ CDM model is strongly preferred over Λ_ν WDM model; with the CMB+BAO+PP data set the difference between the models is not statistically significant, whereas with both CMB+BAO+PP+KiDS-1000 and CMB+BAO+PP+DES data combinations, the Λ_ν WDM model is favored over the Λ CDM model. It is important to note that in addition to the free parameters due to extended properties of DM and neutrinos, here in Λ_ν WDM model, we have additional parameters. Also, the CMB and LSS data sets are in tension within the framework of Λ CDM model. Thus, it is not surprising to observe possible evidence for some new physics beyond the Λ CDM via the Bayesian model comparison in the presence of such data sets. On the other hand, the possible existence of systematic effects on these data is not yet well determined, possibly causing the tension with Λ CDM. Therefore, the use of these data is important to study the extended models of Λ CDM, such as Λ_ν WDM model investigated in this work.

V. CONCLUDING REMARKS

In the present work, we have investigated an extension of Λ CDM model by considering the generalized DM properties: a possible time dependence of the equation of state (EoS) of DM via CPL parameterization, and the non-null sound speed taken as constant plus the neutrino properties. We have derived robust constraints on the generalized DM parameters, neutrino properties, and analyzed their possible correlations with the other parameters. With all data combinations considered in this work, the DM parameters $w_{\text{dm}0}$, $w_{\text{dm}1}$ are constrained up to the order 10^{-3} , and $\hat{c}_{\text{s, dm}}^2$ is constrained up to the order 10^{-7} all at 95% CL. We notice that the extended DM parameters are very close to null values with no significant evidence beyond the standard CDM paradigm, leading to the conclusion that the present observational data favor DM as a pressureless fluid. The present analysis yields significantly tight upper bounds on the sum of neutrino masses in all cases. Also, we have observed that the neutrino properties exhibit correlation with DM extended parameters and also with other model parameters. It is worthy to mention that we have found significantly lower mean values of S_8 in all cases, which are in good agreement with the LSS measurements (see Figure 3). Thus, the well known S_8 tension is reconciled within the Λ_ν WDM model.

ACKNOWLEDGMENT

The authors gratefully thank the reviewer for fruitful and constructive comments/suggestions to enhance the quality of the paper.

-
- [1] P. A. R. Ade *et al.* [Planck Collaboration], Planck 2015 results. XIII. Cosmological parameters, *Astron. Astrophys.* **594**, A13, 2016.
 - [2] N. Aghanim *et al.* [Planck Collaboration], Planck 2018 results. VI. Cosmological parameters, *Astron. Astrophys.*, **641**, A6, 2020.
 - [3] G. Bertone, D. Hooper, and J. Silk, Particle dark matter: evidence, candidates and constraints, *Phys. Rept.* **405**, 279, 2005.
 - [4] J. L. Feng, Dark matter candidates from particle physics and methods of detection, *Ann. Rev. Astron. Astrophys.* **48**: 495, 2010.
 - [5] K. Arun, S. Gudennavar, and C. Sivaram, Dark matter, dark energy, and alternate models: A review, *Advances in Space Research*, **60**, 1, 2017.
 - [6] J. M. Gaskins, A review of indirect searches for particle dark matter, *Contemporary Physics* **57**, 4, 2016.
 - [7] J. Liu, X. Chen, and X. Ji, Current status of direct dark matter detection experiments, *Nature Physics* **13**, 212-216 (2017).
 - [8] Abdalla *et. al.* , A review of the particle physics, astrophysics, and cosmology associated with the cosmological tensions and anomalies, *Journal of High Energy Astrophysics*, 49-211 (2022).
 - [9] B. Moore, Evidence against dissipation-less dark matter from observations of galaxy haloes, *Nature* **370**, 629, 1994.
 - [10] M. J. Jee *et al.*, Hubble space telescope/advanced camera for surveys confirmationan of the dark sub-structure in A520*, *Astro. Phys. J.*, **783**, 78 2014.
 - [11] M. B. Kolchin, J. S. Bullock, and M. Kaplinghat, Too big to fail? The puzzling darkness of massive Milky Way subhaloes, *Mon. Not. R. Astron. Soc.* **415**, L40, 2011.
 - [12] E. Papastergis *et al.*, Is there a “too big to fail” problem in the field?, *Astron. Astrophys.* **574**, A113, 2015.
 - [13] H. J. de Vega and N. G. Sanchez , Warm dark matter in the galaxies: theoretical and observational progresses. Highlights and conclusions of the chalonge meudon workshop 2011, [arXiv:1109.3187](https://arxiv.org/abs/1109.3187).
 - [14] C. M. Müller, Cosmological bounds on the equation of state of dark matter, *Phys. Rev. D* **71**, 047302, 2005.
 - [15] T. Faber and M. Visser, Combining rotation curves and gravitational lensing: how to measure the equation of state of dark matter in the galactic halo, *Mon. Not. R. Astron. Soc.* **372**, 1, 2006.
 - [16] A. L. Serra and M. J. L. D. Romero, Measuring the dark matter equation of state, *Mon. Not. R. Astron. Soc.* **415**, 1, 2011.
 - [17] A. Avelino, N. cruz, and U. Nucamendi , Testing the equation of state of dark matter with cosmological observations, [arXiv:1211.4633](https://arxiv.org/abs/1211.4633).
 - [18] N. Cruz *et al.*, Interacting warm dark matter, *J. Cosmol. Astropart. Phys.* **05**, 034, 2013.
 - [19] H. Wei, Z. C. Chen, and J. Liu , Cosmological constraints on variable warm dark matter, *Phys. Lett B*, **720**, 26, 2013.
 - [20] S. Kumar and L. Xu, Observational constraints on variable equation of state parameters of dark matter and dark energy after Planck, *Phys. Lett. B* **737**, 7, 2014.
 - [21] E. Calabrese *et al.*, Cosmological constraints on the matter equation of state, *Phys. Rev. D* **80**, 063539, 2009.
 - [22] L. Xu, Y. Chang, Equation of state of dark matter after Planck data, *Phys. Rev. D* **88**, 127301, 2013.
 - [23] M. Kopp, C. Skordis, and D. B. Thomas, An extensive investigation of the generalized dark matter model, *Phys. Rev. D* **94**, 043512, 2016 .
 - [24] D. B. Thomas, M. Kopp, and C. Skordis, Constraining the properties of dark matter with cosmic microwave background, *Astrophys. J.* **830**, 2 155 2016.
 - [25] M. Kunz, S. Nesseris, and I. Sawicki, Constraints on dark-matter properties from large-scale structure, *Phys. Rev. D* **94**, 023510 2016.
 - [26] M. Kopp *et al.*, The dark matter equation of state through cosmic history, *Phys. Rev. Lett.* **120**, 221102, 2018.
 - [27] S. Kumar, R. C. Nunes and S. K. Yadav, Testing the warmness of dark matter, *Mon. Not. R. Astron. Soc.* **490**, 1406-1414, 2019.
 - [28] Eleonora Di Valentino, Challenges of the Standard Cosmological Model, *Universe* **8(8)**, 399, (2022).
 - [29] A. G. Riess *et al.*, A Comprehensive Measurement of the Local Value of the Hubble Constant with 1 km s⁻¹ Mpc⁻¹ Uncertainty from the Hubble Space Telescope and the SH0ES Team, *Astrophys. J. Lett.* **934**, L7 (2022).
 - [30] M. Asgari *et al.* (KiDS), KiDS-1000 Cosmology: Cosmic shear constraints and comparison between two point statistics, *Astron. Astrophys.* **645**, A104 (2021).
 - [31] T. M. C. Abbott *et al.* (DES), Dark Energy Survey Year 3 results: Cosmological constraints from galaxy clustering and weak lensing, *Phys. Rev. D* **105**, 023520 (2022)
 - [32] E. Abdalla *et al.*, Cosmology intertwined: A review of the particle physics, astrophysics, and cosmology associated with the cosmological tensions and anomalies, *JHEAp* **34**, 49 (2022).
 - [33] L. Perivolaropoulos and F. Skara, Challenges for Λ CDM: An update, *New Astron. Rev.* **95**, 101659 (2022).
 - [34] S. Kumar and R. C. Nunes, Probing the interaction between dark matter and dark energy in the presence of massive neutrinos, *Phys. Rev. D* **94**, 123511 (2016).

- [35] S. Kumar, R. C. Nunes, and S. K. Yadav, Dark sector interaction: a remedy of the tensions between CMB and LSS data, *Eur. Phys. J. C* **79**, 576 (2019).
- [36] S. Kumar, Remedy of some cosmological tensions via effective phantom-like behavior of interacting vacuum energy, *Phys. Dark Univ.* **33**, 100862 (2021).
- [37] J. C. N. de Araujo, A. De Felice, S. Kumar, and R. C. Nunes, Minimal theory of massive gravity in the light of CMB data and the S8 tension, *Phys. Rev. D* **104**, 104057 (2021).
- [38] J. P. Hu and F.-Y. Wang, Hubble Tension: The Evidence of New Physics, *Universe* **9**, 94 (2023).
- [39] S. Vagnozzi, Seven Hints That Early-Time New Physics Alone Is Not Sufficient to Solve the Hubble Tension, *Universe* **9**, 393 (2023).
- [40] P. Kroupa, E. Gjergo, E. Asencio, M. Haslbauer, J. Pflamm-Altenburg, N. Wittenburg, N. Samaras, I. Thies, and W. Oehm, The many tensions with dark-matter based models and implications on the nature of the Universe, in CORFU2022: 22th Hellenic School and Workshops on Elementary Particle Physics and Gravity (2023) [arXiv:2309.11552](https://arxiv.org/abs/2309.11552) [astro-ph.CO].
- [41] A. Bernui, E. Di Valentino, W. Giarè, S. Kumar, and R. C. Nunes, Exploring the H0 tension and the evidence for dark sector interactions from 2D BAO measurements, *Phys. Rev. D* **107**, 103531 (2023).
- [42] O. Akarsu, S. Kumar, E. Özulker, and J. A. Vazquez, Relaxing cosmological tensions with a sign switching cosmological constant, *Phys. Rev. D* **104**, 123512 (2021).
- [43] O. Akarsu, S. Kumar, E. Özulker, J. A. Vazquez, and A. Yadav, Relaxing cosmological tensions with a sign switching cosmological constant: Improved results with Planck, BAO, and Pantheon data, *Phys. Rev. D* **108**, 023513 (2023).
- [44] O. Akarsu, E. Di Valentino, S. Kumar, R. C. Nunes, J. A. Vazquez, and A. Yadav, Λ_s CDM model: A promising scenario for alleviation of cosmological tensions, [arXiv:2307.10899](https://arxiv.org/abs/2307.10899) [astro-ph.CO].
- [45] M. Lattanzi and M. Gerbino, Status of neutrino properties and future prospects: cosmological and astrophysical constraints, *Front. in Phys.* **5**, 70 (2018).
- [46] E. Giusarma, M. Gerbino, O. Mena, S. Vagnozzi, S. Hoand, and K. Freese, Improvement of cosmological neutrino mass bounds, *Phys. Rev. D* **94**, 8, 083522 (2016).
- [47] R. C. Nunes and A. Bonilla, Probing the properties of relic neutrinos using the cosmic microwave background, the Hubble Space Telescope and galaxy clusters, *Mon. Not. Roy. Astron. Soc.* **473**, 4, 4404 (2018).
- [48] S. Kumar and R. C. Nunes, Probing the interaction between dark matter and dark energy in the presence of massive neutrinos, *Phys. Rev. D* **94**, 123511, (2016).
- [49] S. Roy Choudhury and S. Choubey, Updated Bounds on Sum of Neutrino Masses in Various Cosmological Scenarios, *J. Cosmol. Astropart. Phys.* **09**, 017, (2018).
- [50] S. Roy Choudhury and S. Hannestad, Updated results on neutrino mass and mass hierarchy from cosmology with Planck 2018 likelihoods, *J. Cosmol. Astropart. Phys.* **07**, 037, (2020).
- [51] E. Di Valentino, A. Melchiorri and J. Silk, Cosmological constraints in extended parameter space from the Planck 2018 Legacy release, *J. Cosmol. Astropart. Phys.*, **01**, 013, (2020).
- [52] S. Vagnozzi *et al.* Updated neutrino mass constraints from galaxy clustering and CMB lensing-galaxy cross-correlation measurements, *Journal of High Energy Astrophysics*, 1-26, (2022).
- [53] Hai-Li Li, Jing-Fei Zhang and Xin Zhang, Constraints on neutrino mass in the scenario of vacuum energy interacting with cold dark matter after Planck 2018, *Communications in Theoretical Physics*, **72** 125401, (2020).
- [54] S. Vagnozzi, E. Giusarma, O. Mena, K. Freese, M. Gerbino, S. Ho, M. Lattanzi, Unveiling ν secrets with cosmological data: neutrino masses and mass hierarchy, *Phys. Rev. D* **96**, 123503, (2017).
- [55] S. Vagnozzi, S. Dhawan, M. Gerbino, K. Freese, A. Goobar, O. Mena, Constraints on the sum of the neutrino masses in dynamical dark energy models with $\omega z \geq -1$ are tighter than those obtained in Λ CDM, *Phys. Rev. D* **98**, 083501, (2018).
- [56] E. Giusarma, S. Vagnozzi, S. Ho, S. Ferraro, K. Freese, R. Kamen-Rubio, K. B. Luk, Scale-dependent galaxy bias, CMB lensing-galaxy cross-correlation, and neutrino masses, *Phys. Rev. D* **98**, 123526, (2018).
- [57] A. D. Dolgov, Neutrinos in cosmology, *Phys. Rept.* **370**, 333, (2002).
- [58] J. Lesgourgues and S. Pastor, Massive neutrinos and cosmology, *Phys. Rept.* **429**, 307, (2006).
- [59] J. Lesgourgues and S. Pastor, Neutrino cosmology and Planck, *New Journal of Physics* **16**, 065002, (2014).
- [60] P. F. de Salas, D. V. Forero, C. A. Ternes, M. Tortola, and J. W. F. Valle, Status of neutrino oscillations 2018: 3σ hint for normal mass ordering and improved CP sensitivity, *Phys. Lett. B*, **782**:633–640, (2018).
- [61] G. Drexlin, V. Hannen, S. Mertens, and C. Weinheimer, Current direct neutrino mass experiments, *Adv. High Energy Phys.*, **2013**:293986, (2013).
- [62] O. Cremonesi and M. Pavan. Challenges in Double Beta Decay, *Adv. High Energy Phys.*, **2014**:951432, (2014).
- [63] Stefano Dell’Oro, Simone Marcocci, Matteo Viel, and Francesco Vissani. Neutrino less double beta decay: 2015 review, *Adv. High Energy Phys.*, **2162659**, (2016).
- [64] G. Steigman, D. Schramm, J. Gunn, Cosmological limits to the number of massive leptons, *Phys. Lett. B* **66**, 202, (1977).
- [65] K. Akita, M. Yamaguchi, A precision calculation of relic neutrino decoupling, *J. Cosmol. Astropart. Phys.* **08**, 012, (2020).
- [66] M. Benetti, L. L. Graef, S. Vagnozzi, Primordial gravitational waves from NANOGraV: a broken power-law approach, *Phys. Rev. D* **105**, 043520, (2022).
- [67] M. Chevallier and D. Polarski, Accelerating Universes with scaling dark matter, *Int. J. Mod. Phys. D* **10**, 02, (2001).
- [68] E. V. Linder, Exploring the Expansion History of the Universe, *Phys. Rev. Lett.* **90**, 091301, (2003).
- [69] C. P. Ma and E. Bertschinger, Cosmological perturbation theory in the synchronous and conformal Newtonian Gauges, *Astrophys. J.* **455**, 7 (1995).
- [70] Q.-G. Huang, K. Wang and S. Wang, Constraints on the neutrino mass and mass hierarchy from cosmological observations, *Eur. Phys. J. C* **76** 489, (2016).

- [71] W. Yang, R.C. Nunes, S. Pan and D.F. Mota, Effects of neutrino mass hierarchies on dynamical dark energy models, *Phys. Rev. D* **95** 103522 2017.
- [72] R.-Y. Guo, J.-F. Zhang and X. Zhang, Exploring neutrino mass and mass hierarchy in the scenario of vacuum energy interacting with cold dark matter, *Chin. Phys. C* **42**, 095103, 2018.
- [73] N. Aghanim *et al.*[Planck Collaboration], Planck 2018 results. VIII. Gravitational lensing, *Astron. Astrophys.*, **641**, A8, 2020.
- [74] N. Aghanim *et al.* [Planck Collaboration], Planck 2018 results. V. CMB power spectra and likelihoods, *Astron. Astrophys.* **641**, A5, 2020.
- [75] S. Alam *et al.* (eBOSS), Completed SDSS-IV extended Baryon Oscillation Spectroscopic Survey: Cosmological implications from two decades of spectroscopic surveys at the Apache Point Observatory, *Phys. Rev. D* **103**, 083533 (2021).
- [76] D. Scolnic *et al.*, The Pantheon+ Analysis: The Full Data Set and Light-curve Release, *ApJ* **938**, 113, (2022).
- [77] D. Blas, J. Lesgourgues, and T. Tram, The cosmic linear anisotropy solving system (CLASS) part II: approximation schemes, *J. Cosmol. Astropart. Phys.* **07**, 034, 2011.
- [78] B. Audren *et al.*, Conservative constraints on early cosmology with MONTE PYTHON, *J. Cosmol. Astropart. Phys.* **02**, 001, 2013.
- [79] A. Gelman and D. B. Rubin, Inference from iterative simulation using multiple sequences, *Statist. Sci.* **7** 457, 1992.
- [80] <https://github.com/cmbant/getdist>
- [81] E. Giusarma, R. de Putter, S. Ho, and O. Mena, Constraints on neutrino masses from Planck and Galaxy clustering data, *Phys. Rev. D* **88**, 063515, 2013.
- [82] W. Yang *et al.*, Dark calling Dark: Interaction in the dark sector in presence of neutrino properties after Planck CMB final release, *J. Cosmol. Astropart. Phys.* **04**, 008, (2020).
- [83] S. Kumar, R. C. Nunes, and A. Yadav, Updating non-standard neutrinos properties with Planck-CMB data and full-shape analysis of BOSS and eBOSS galaxies, *J. Cosmol. Astropart. Phys.* **09**, 060, 2022.
- [84] H. Akaike, A new look at the statistical model identification, *IEEE Trans. Autom. Control* **19**, 716, 1974.
- [85] K. P. Burnham and D. R. Anderson, Model selection and multimodel inference, (Springer, New York, 2002).
- [86] M. Y. J. Tan and R. Biswas, The reliability of the Akaike information criterion method in cosmological model selection, *Mon. Not. Roy. Astron. Soc.* **4**, 419, 2012.
- [87] A. R. Liddle, Information criteria for astrophysical model selection, *Mon. Not. Roy. Astron. Soc.* **1**, 377, 2007.