

Robust Universal Inference

Beomjo Park, Sivaraman Balakrishnan, and Larry Wasserman

Department of Statistics & Data Science
Machine Learning Department
Carnegie Mellon University
Pittsburgh, PA 15213.

{beomjo,siva,larry}@stat.cmu.edu

July 11, 2023

Abstract

In statistical inference, it is rarely realistic that the hypothesized statistical model is well-specified, and consequently it is important to understand the effects of misspecification on inferential procedures. When the hypothesized statistical model is misspecified, the natural target of inference is a projection of the data generating distribution onto the model. We present a general method for constructing valid confidence sets for such projections, under weak regularity conditions, despite possible model misspecification. Our method builds upon the universal inference method of Wasserman et al. [41] and is based on inverting a family of split-sample tests of relative fit. We study settings in which our methods yield either exact or approximate, finite-sample valid confidence sets for various projection distributions. We study rates at which the resulting confidence sets shrink around the target of inference and complement these results with a simulation study.

1 Introduction

One of the broad goals of statistical inference is to draw conclusions about a population P^* from a sample of the population. This goal is typically facilitated by the use of a statistical model \mathcal{P} , a collection of distributions, which the statistician hypothesizes will contain a useful approximation to the data generating distribution. The well-specified case is when $P^* \in \mathcal{P}$ and the misspecified case is when this does not necessarily hold.

In the misspecified case, the target of inference is usually a *projection distribution*. Formally, given a divergence ρ which maps a pair of distributions to \mathbb{R}_+ , we can define the (forward) projection¹ of the distribution P^* onto the statistical model as:

$$\tilde{P} := \arg \min_{P \in \mathcal{P}} \rho(P^* \| P). \quad (1)$$

The general goal of our paper is to construct *uniformly* valid confidence sets for \tilde{P} assuming only weak regularity conditions on the distribution P^* and the statistical model \mathcal{P} . We let X_1, \dots, X_n be an i.i.d sample from a distribution $P^* \in \mathcal{Q}$ defined on \mathbb{R}^d , where $\mathcal{Q} \supseteq \mathcal{P}$ is a class of distributions satisfying weak regularity conditions. We wish to construct (honest)

¹We tacitly assume that the projection exists and is unique. When the projection is not unique our inferential guarantees always hold for any (arbitrary) fixed choice of the projection \tilde{P} . Characterizing the existence of a projection distribution (for f -divergences) has received some attention in past work [29].

confidence sets, $C_\alpha(X_1, \dots, X_n)$ such that,

$$\inf_{P^* \in \mathcal{Q}} \mathbb{P}_{P^*}(\tilde{P} \in C_\alpha(X_1, \dots, X_n)) \geq 1 - \alpha. \quad (2)$$

In parametric statistical models, in the well-specified case, the likelihood-ratio test, and confidence sets obtained from asymptotically Gaussian estimators, are the main inferential tools for constructing hypothesis tests and confidence intervals. In the misspecified case, one can develop analogous tools for constructing tests and intervals for the Kullback-Leibler (KL) projection parameter, using sandwich estimates for the variance [16, 20, 43]. The validity of these methods, in both the well-specified and misspecified cases, relies on large sample asymptotic theory and requires that the statistical model \mathcal{P} and the sampling distribution P^* satisfy strong regularity conditions.

In recent work [41], we introduced a procedure (described in more detail in Section 2) based on data-splitting to construct uniformly, finite-sample valid likelihood-ratio confidence sets under no regularity conditions. This work showed that, in the well-specified setting, sample-splitting can yield practical, finite-sample valid inference, even for irregular statistical models, often at a surprisingly small statistical price.

The challenges of inference under weak regularity conditions are exacerbated in the misspecified setting. In contrast to the well-specified case where the target of inference is unambiguous, in the misspecified case there are many natural targets of inference. Each choice of the divergence ρ in (1), yields a different target and in most cases these targets will have drastically different properties. This in turn poses significant challenges in constructing a unified framework for statistical inference in the misspecified setting. Under weak regularity conditions, the KL projection distribution can be an unstable inferential target, wherein small perturbations to the data-generating distribution P^* can lead to dramatic shifts in the target \tilde{P} . From a theoretical standpoint, this makes finite-sample valid inference for the KL projection distribution challenging, unless strong regularity conditions are imposed. From a practical standpoint, these instabilities can make the KL projection distribution an undesirable target, and in these cases it is essential to develop a flexible family of methods that can target other (more stable) projection distributions.

To address these challenges, we develop a re-interpretation of the universal inference method [41] as inverting a particular family of pairwise likelihood-ratio tests. This interpretation brings into focus the key building block of universal inferential methods – pairwise hypothesis tests. Building on this insight we show that one can develop *robust* universal inference procedures by inverting appropriate families of *robust* pairwise tests. We then study the design and properties of robust pairwise tests, and relate them to the coverage and size properties of our proposed robust universal inference method.

1.1 Related Work

Asymptotic statistical inference, in both the well-specified and misspecified cases, is a topic of classical interest. Some entry points to the vast literature on this topic include the reference books [21, 39]. Results in this literature [23, 24] typically leverage strong regularity conditions to determine the asymptotic distribution of a point estimate (such as the Maximum Likelihood Estimator (MLE)), and use the asymptotic distribution of the estimate to construct (asymptotically valid) confidence sets. Our work is motivated in part by a recent line of work [12, 26, 37, 41], and more classical work [16, 20, 43], where sample-splitting is used to avoid the strong regularity conditions typically needed for valid statistical inference.

The focus on statistical inference under weaker regularity conditions, despite model misspecification, is the central theme of work in robust statistics [18, 21, 38]. One of the best understood methods for constructing robust estimators is to select, from a set of candidates, one which wins a carefully setup tournament – an idea which goes back to Birgé [9], Donoho and Liu [14], Le Cam [27], Yatracos [44], and others. At the heart of these tournament estimators are pairwise selectors, which attempt to robustly select one of a pair of candidates, which provide a better *relative* fit to the sampling distribution. These robust pairwise tests have been used to great effect in robust estimation, and our work highlights their usefulness in constructing assumption-light confidence sets.

1.2 Outline

The rest of this paper is organized as follows. Section 2 provides some background. We briefly introduce the universal inference procedure, and develop a new perspective on it. Section 3 motivates the methods we study in this paper by pinpointing some of the failures of universal inference. Section 4 describes a general strategy to construct confidence sets for projection distributions, and highlights the importance of designing tests of relative fit. Section 5 highlights some important examples where we are able to build on prior work in order to design exact and approximate tests of relative fit for different choices of the underlying divergence measure. Section 6 studies the size of the resulting confidence sets. Section 7 demonstrates some of the strengths of our proposed inference methods based on illustrative numerical examples. We conclude in Section 8 with a brief discussion of future work.

2 Background

We let X_1, \dots, X_n be an i.i.d sample from a distribution $P^* \in \mathcal{Q}$ defined on \mathbb{R}^d , and we let \mathcal{P} denote our working statistical model. Throughout the paper, the collection of distributions \mathcal{Q} will be quite general, typically only satisfying some weak regularity conditions.

2.1 Universal Inference

Our starting point is our prior work [41] which introduced a procedure based on data-splitting to construct uniformly, finite-sample valid confidence sets under weak regularity conditions. Importantly, the validity guarantees of universal inference require the statistical model \mathcal{P} to be well-specified. The universal inference procedure is to:

1. Split the data $\mathcal{D} := \{X_1, \dots, X_n\}$ into two sets \mathcal{D}_0 and \mathcal{D}_1 .
2. On the set \mathcal{D}_1 calculate any estimate \hat{P}_1 (e.g., \hat{P}_1 could be the MLE in the model \mathcal{P}).
3. Assume that the distributions in \mathcal{P} have densities (denoted with lower-case symbols) with respect to a dominating measure λ . We let $\mathcal{L}_0(P)$ denote the likelihood of the distribution P evaluated on the samples in \mathcal{D}_0 :

$$\mathcal{L}_0(P) := \prod_{i \in \mathcal{D}_0} p(X_i),$$

and define $\mathcal{L}_0(\hat{P}_1)$ analogously. Then construct the confidence set,

$$C_\alpha(X_1, \dots, X_n) = \left\{ P : \frac{\mathcal{L}_0(P)}{\mathcal{L}_0(\hat{P}_1)} \geq \alpha \right\}. \quad (3)$$

In the well-specified case, Wasserman et al. [41] show (in their Theorem 1) that, under no additional regularity conditions, C_α is a finite-sample valid $1 - \alpha$ confidence set for the distribution P^* .

2.2 A Re-Interpretation of Universal Inference

To motivate the main proposal of this paper it is useful to re-visit (and generalize) the procedure described above, via the lens of inverting a family of hypothesis tests. The basic idea is classical, and is sometimes referred to as the duality between confidence sets and hypothesis tests. Formally, given samples $X_1, \dots, X_n \sim P^*$, suppose we have a family of tests

$$\phi_P : \{X_1, \dots, X_n\} \mapsto \{0, 1\}$$

for testing the null hypothesis $H_0 : P^* = P$. Here the test function ϕ_P takes the value 1 to indicate a rejection of the null hypothesis and takes the value 0 otherwise. If the family of tests is valid, i.e. they control the Type I error,

$$\mathbb{E}_P[\phi_P(X_1, \dots, X_n)] \leq \alpha, \quad \forall P \in \mathcal{P}, \quad (4)$$

then the following confidence set,

$$C_\alpha(X_1, \dots, X_n) := \{P \in \mathcal{P} : \phi_P = 0\}, \quad (5)$$

is uniformly valid when the statistical model is correctly specified, i.e.

$$\inf_{P^* \in \mathcal{P}} \mathbb{P}_{P^*}(P^* \in C_\alpha(X_1, \dots, X_n)) \geq 1 - \alpha.$$

Although this is a general recipe for constructing valid confidence sets, it does not provide the statistician much guidance in designing tests which might lead to small confidence sets.

Universal inference is based on the idea that one can use a separate sample to construct an accurate estimate \hat{P}_1 . We can then construct our family of tests, on the remaining samples, to have high power in distinguishing the sampling distribution from this pilot estimate. Formally, we could choose our family of tests to have high power to distinguish the hypotheses:

$$H_0 : P^* = P, \quad \text{versus} \quad H_1 : P^* = \hat{P}_1.$$

This use of a separate sample to construct a pilot estimate, simplifies the design of the tests to invert considerably since now we can focus on tests that have strong guarantees for distinguishing this simple null-versus-simple alternative. Indeed, universal inference uses the likelihood-ratio test for distinguishing these hypotheses, resulting in tests ϕ_P of the form:

$$\phi_P = \mathbb{I} \left[\frac{\mathcal{L}_0(\hat{P}_1)}{\mathcal{L}_0(P)} > t_\alpha(P, \hat{P}_1) \right],$$

for a choice of the threshold $t_\alpha(P, \hat{P}_1)$ which ensures that the condition in (4) is satisfied. Although it is possible to determine optimal thresholds in the likelihood-ratio tests above, this can be practically cumbersome since these thresholds depend on both the pilot estimate \hat{P}_1 and the null hypothesis P under consideration. The work of Wasserman et al. [41] further shows that a universal threshold $t_\alpha = 1/\alpha$ suffices to ensure the condition in (4). To summarize, one

can view the universal inference confidence set (3) as arising by inverting a family of likelihood-ratio tests designed to distinguish each candidate distribution P from a pilot estimate \widehat{P}_1 .

We emphasize that the universal inference procedure, and its reinterpretation described above rely crucially on correct model-specification to ensure validity. For instance, inverting a family of tests that satisfies (4) is no longer meaningful when the model is misspecified. However, the testing interpretation suggests that one might develop novel variants of the universal inference procedure which are useful despite model-misspecification, by formulating appropriate robust hypotheses and designing robust tests for distinguishing them. We make these ideas precise in Section 4.

2.3 Divergences

Throughout this paper, we make frequent use of different divergences between pairs of probability distributions. We briefly introduce them here. We let P and Q be distributions defined on \mathbb{R}^d with densities p and q with respect to a common dominating measure λ .

The Hellinger distance is defined as:

$$H(P, Q) = \frac{1}{\sqrt{2}} \left(\int (\sqrt{p} - \sqrt{q})^2 d\lambda \right)^{1/2},$$

and the Kullback-Leibler (KL) divergence is defined as:

$$\text{KL}(P\|Q) = \begin{cases} \int \left(\log \frac{p}{q} \right) dP, & \text{if } P \text{ is dominated by } Q, \\ \infty, & \text{otherwise.} \end{cases}$$

The family of density power divergences [5], are defined for a parameter $\beta \geq 0$ as,

$$\text{DP}_\beta(P\|Q) = \begin{cases} \int \left\{ q^{1+\beta} - \left(1 + \frac{1}{\beta}\right) q^\beta p + \frac{1}{\beta} p^{1+\beta} \right\} d\lambda, & \beta > 0 \\ \text{KL}(P\|Q), & \beta = 0 \end{cases}$$

where $\text{DP}_0 = \text{KL}$ is defined by taking the limit of $\beta \rightarrow 0$. Finally, the family of Integral Probability Metrics (IPMs) [33], are defined as

$$\text{IPM}_{\mathcal{F}}(P, Q) = \sup_{f \in \mathcal{F}} |\mathbb{E}_P(f) - \mathbb{E}_Q(f)| \tag{6}$$

where \mathcal{F} is a symmetric class (i.e., $f \in \mathcal{F} \iff -f \in \mathcal{F}$) of real-valued bounded measurable functions on the domain of P and Q . Important special cases of IPMs include the Total Variation distance (TV, where \mathcal{F} is the collection of functions with sup-norm at most 1), the Wasserstein-1 distance (where \mathcal{F} is the collection of 1-Lipschitz functions) and the Maximum Mean Discrepancy (MMD, where \mathcal{F} is the unit ball of a Reproducing Kernel Hilbert Space with kernel k).

3 Failures of Universal Inference

To provide some motivation and intuition for the methods we propose in this paper, it is useful to understand some of the failures of the universal inference framework when the statistical model is misspecified, and the target of inference is the KL projection.

3.1 Unbounded Likelihood-Ratios

The behavior of likelihood-ratio based methods can be sensitive to the tail behavior of likelihood-ratios. The following simple example illustrates that under model misspecification, universal inference can fail to cover the KL projection parameter. These pathologies do not arise when the statistical model is correctly specified, and the challenges in this example arise due to an interplay between poorly behaved likelihood-ratios and model misspecification. This example also serves to highlight the fact that the KL projection parameter can in some cases be an undesirable inferential target. We let $\text{Bern}(p)$ denote the Bernoulli distribution with parameter p .

Example 1. *Suppose we observe $X_1, \dots, X_n \sim P^* := \text{Bern}(\epsilon_n)$ for some non-negative $0 < \epsilon_n < (1-\alpha)/n$. We use the statistical model $\mathcal{P} = \{\text{Bern}(p) : p \in \{0, 1/2\}\}$. Suppose we consider the pilot estimator to be the MLE,*

$$\hat{P}_1 = \arg \max_{p \in \mathcal{P}} \mathcal{L}_1(p). \tag{7}$$

Then, for all sufficiently large $n \geq n_0$ where n_0 only depends on α the split LRT confidence set in (3), with an equal sized split into \mathcal{D}_0 and \mathcal{D}_1 , fails to cover the KL projection \tilde{P} at the nominal level.

The proof is in Appendix A. The intuition is however clear. In this example the KL projection distribution \tilde{P} is $\text{Bern}(1/2)$. For $\epsilon_n \ll 1/n$, with high probability the samples X_1, \dots, X_n are all 0. Consequently, the MLE \hat{P}_1 with high-probability will be $\text{Bern}(0)$. Furthermore, the split sample likelihood \mathcal{L}_0 will be much higher for $\text{Bern}(0)$ than $\text{Bern}(1/2)$, and consequently $\text{Bern}(1/2)$ will not be included in the universal set.

In this example likelihood-ratios are unbounded and as a consequence the KL divergence is an unstable function of the model parameters, i.e. when $\epsilon_n = 0$, $\text{KL}(\text{Bern}(\epsilon_n) \parallel \text{Bern}(0))$ is 0, but is ∞ for any $\epsilon_n > 0$. In such cases, the finite-sample (log)-likelihood-ratio is a poor estimate of the population KL divergence, and this poses significant challenges for finite-sample valid inference. From a practical standpoint, a more reasonable inferential target could be a different, stabler projection distribution (e.g., the Hellinger or TV projection distribution) and we address this in Sections 5.3 and 5.4.

3.2 Failure Despite Bounded Likelihood-Ratios

In the previous example it is clear that unbounded likelihood-ratios can result in pathologies which are challenging to address with finite-sample valid inference. However, even when all likelihood-ratios in the model are well-behaved, universal inference can fail to cover the KL projection parameter. It is important to note that except under the stringent condition that the underlying model is convex (see Section 6 of [41]), universal inference has no guaranteed coverage when the model is misspecified.

Example 2. *Suppose we obtain $X_1, \dots, X_n \sim P^* := \text{Bern}(0.5 + \epsilon_n)$ for some small, positive $0 < \epsilon_n \leq c/n$, where $c > 0$ is a small positive universal constant. Our hypothesized model consists of two distributions, $\mathcal{P} = \{\text{Bern}(p) : p \in \{1/4, 3/4\}\}$. Suppose we take the pilot estimator to be the MLE (7). Then, for all sufficiently large n (depending only on α) the split LRT confidence set in (3), with an equal sized split into \mathcal{D}_0 and \mathcal{D}_1 , fails to cover the KL projection \tilde{P} at the nominal level.*

We give a formal proof in Appendix A. The KL projection distribution is $\text{Bern}(3/4)$. We show that the pilot estimate \hat{P}_1 with probability near 1/2 will be the distribution $\text{Bern}(1/4)$, and further with probability near 1/2 the KL projection $\text{Bern}(3/4)$ will have a much smaller split sample likelihood than \hat{P}_1 . As a direct consequence, universal inference will fail to cover the projection distribution $\text{Bern}(3/4)$.

In contrast to the previous example, this example is much less pathological. All the relevant likelihood-ratios are bounded, and the log-likelihood is a consistent estimate of the KL divergence. However, even in this relatively benign example universal inference fails. We show in Section 5.1 that a simple modification to the universal inference procedure fixes this issue when the relevant likelihood-ratios are bounded, and ensures correct coverage.

In order to focus on the main issues, we have illustrated the failure of universal inference when the pilot estimator is the MLE. Indeed, part of the appeal of universal inference is that its coverage guarantees hold, in the well-specified case for any pilot estimate (including the MLE). Though we do not pursue this here, it is straightforward to extend these examples to show that both failures persist irrespective of how the pilot is chosen, i.e. the failures of universal inference that we highlight are driven by the second stage (of constructing the confidence set) and not by the first stage (of constructing a reasonable pilot estimate).

These examples set the stage for the methodological development of the rest of the paper. To address problems of the first type we recommend targeting a different projection parameter (for instance, the TV or Hellinger projection, in Sections 5.3 and 5.4), and to address problems of the second type we develop methods which guarantee coverage of the KL projection parameter when the likelihood-ratios are uniformly upper bounded or more generally have finite $2 + \xi$ moments for some $\xi > 0$ (see Section 5.1).

4 Robust Universal Inference

In this section, we present a simple but powerful pair of general results which yield exact and approximate universal confidence sets. The workhorse of these results are tests of *relative fit* which we first briefly introduce before showing how these tests can be inverted to derive robust confidence sets.

4.1 Tests of Relative Fit

Suppose that we are given samples $X_1, \dots, X_n \sim P^*$, together with a pair of candidate distributions $(P_0, P_1) \in \mathcal{P}^2$, and a divergence measure ρ . With this setup in place, we now consider a family of tests ϕ_{P_0, P_1} to distinguish the hypotheses:

$$H_0 : \rho(P^* \| P_0) \leq \rho(P^* \| P_1), \quad \text{versus} \quad H_1 : \rho(P^* \| P_0) > \rho(P^* \| P_1). \quad (8)$$

We refer to the tests ϕ_{P_0, P_1} as exact tests of relative fit. Notice that in contrast to the classical setting, where we hypothesize that one of the distributions (P_0, P_1) truly generated the samples, in the misspecified setup this assumption is no longer tenable. Instead, we hypothesize that one of the distributions (P_0, P_1) is *closer* to the data generating distribution. In general, the two hypotheses are no longer simple hypotheses and we need to take some care in designing the family of tests ϕ_{P_0, P_1} . The design of tests of relative fit (and closely related variants) have a rich history and form the basis for a class of tournament-based robust estimators [9, 13, 27, 30, 44].

For divergences like the Total Variation and the Hellinger distance, designing exact tests of relative fit can require strong regularity conditions akin to those that would be required to

estimate these divergences. Surprisingly, in these cases, it is still possible to design *approximate* tests of relative fit under weak regularity conditions. More formally, suppose that for some $\nu \geq 1$, we can design a test for the following null hypothesis:

$$H_0 : \nu \rho(P^* \| P_0) \leq \rho(P^* \| P_1). \quad (9)$$

We refer to tests for this hypothesis as *approximate* tests of relative fit $\phi_{P_0, P_1, \nu}$. Under the null hypothesis, the distribution P_0 is closer than P_1 to P^* by a factor $\nu \geq 1$, which can ease the design of valid tests for this hypothesis.

Robust tests for null hypotheses of the form in (9) (for the Hellinger distance) were introduced by Le Cam [27] and are discussed in detail in the work of Baraud and Birgé [4]. In the context of estimation these approximate tests yield what are known as non-sharp oracle inequalities. In the context of inference, as we explore further in Section 4.2, inverting approximate relative fit tests will yield weaker guarantees. In Section 5 we consider the design of tests of relative fit in concrete settings, but now proceed to study the implications of designing such tests for the construction of robust confidence sets.

4.2 Exact and Approximate Robust Universal Confidence Sets

We now propose to construct a confidence set by inverting a family of tests of relative fit. This is similar in spirit to the procedure described in Section 2.2.

4.2.1 Exact Robust Universal Confidence Sets

Suppose, for every $P^* \in \mathcal{Q}$, the family of tests of relative fit ϕ_{P_0, P_1} is valid, i.e. it controls the Type I error:

$$\mathbb{E}_{P^*} [\phi_{P_0, P_1}(X_1, \dots, X_n)] \leq \alpha, \quad \forall (P_0, P_1) \in \mathcal{S}_0 \quad (10)$$

where $\mathcal{S}_0 = \{(P_0, P_1) \in \mathcal{P}^2 : \rho(P^* \| P_0) \leq \rho(P^* \| P_1)\}$. Then, for any fixed $P_1 \in \mathcal{P}$, the confidence set we construct is the set of candidates P_0 which we fail to reject:

$$C_{\alpha, n} \equiv C_\alpha(X_1, \dots, X_n) := \{P_0 \in \mathcal{P} : \phi_{P_0, P_1}(X_1, \dots, X_n) = 0\}.$$

The following result shows that irrespective of the choice of P_1 the above construction yields a valid confidence set for the projection distribution:

Proposition 1. *For any fixed $P_1 \in \mathcal{P}$, $C_{\alpha, n}$ is a uniformly valid $(1 - \alpha)$ honest confidence set for the projection \tilde{P} .*

Proof. For any $P^* \in \mathcal{Q}$,

$$\mathbb{P}_{P^*}(\tilde{P} \notin C_{\alpha, n}) = \mathbb{P}_{P^*}(\phi_{\tilde{P}, P_1} = 1) = \mathbb{E}_{P^*}(\phi_{\tilde{P}, P_1}) \leq \alpha$$

using (10) since $(\tilde{P}, P_1) \in \mathcal{S}_0$ for any choice of $P_1 \in \mathcal{P}$. \square

As in the well-specified case discussed earlier, this general result does not provide any guidance on how to choose P_1 . We follow the idea of universal inference and first construct an accurate estimate \hat{P}_1 of \tilde{P} from a separate sample \mathcal{D}_1 and then construct the family of *split* tests of relative fit ϕ_{P_0, \hat{P}_1} from the remaining samples \mathcal{D}_0 . We call the resulting confidence set the *exact Robust Universal Confidence set*:

$$C_{\alpha, n} \equiv C_\alpha(X_1, \dots, X_n) := \{P_0 \in \mathcal{P} : \phi_{P_0, \hat{P}_1}(\mathcal{D}_0) = 0\}. \quad (11)$$

Theorem 1. Let $\widehat{P}_1 \in \mathcal{P}$ be any estimate of \widetilde{P} based on \mathcal{D}_1 . Then, the exact robust universal confidence set $C_{\alpha,n}$ is a uniformly valid confidence set for \widetilde{P} , meaning that

$$\inf_{P^* \in \mathcal{Q}} \mathbb{P}_{P^*}(\widetilde{P} \in C_{\alpha,n}) \geq 1 - \alpha.$$

Proof. The proof is straightforward noticing that conditional on \mathcal{D}_1 , the claim reduces to the claim of Proposition 1. Concretely, for any $P^* \in \mathcal{Q}$,

$$\mathbb{P}_{P^*}(\widetilde{P} \notin C_{\alpha,n}) = \mathbb{E}_{P^*}(\phi_{\widetilde{P}, \widehat{P}_1}) = \mathbb{E}_{\mathcal{D}_1} \left[\mathbb{E}_{\mathcal{D}_0}(\phi_{\widetilde{P}, \widehat{P}_1}(\mathcal{D}_0) \mid \mathcal{D}_1) \right] \leq \mathbb{E}_{\mathcal{D}_1}(\alpha) = \alpha. \quad \square$$

The robust confidence set will often contain both the pilot estimate \widehat{P}_1 as well as the projection distribution \widetilde{P} (see Proposition 7 in Appendix B for a formal statement). This is similar to the classical universal inference procedure which in the well-specified case will often contain both the pilot estimate and the true sampling distribution. In universal inference this suggests that in order to obtain small confidence sets, we should aim to design \widehat{P}_1 to be a good estimate of the true sampling distribution P^* . On the other hand in the misspecified case, this suggests that we should design \widehat{P}_1 to be a good estimate of the projection \widetilde{P} . Specifically, our pilot estimate should be tailored to the divergence measure ρ . We investigate the choice of \widehat{P}_1 and its effect on the size of the resulting confidence set further in Section 6.

4.2.2 Approximate Robust Universal Confidence Sets

In some cases, e.g., for the Hellinger distance and the TV distance, designing exact robust tests will require some (potentially strong) regularity conditions. However, in these cases one can design approximate tests of relative fit straightforwardly.

Suppose, for any $P^* \in \mathcal{Q}$, the family of approximate tests of relative fit $\phi_{P_0, P_1, \nu}$ which controls the Type I error satisfies (10) with $\mathcal{S}_0 = \{(P_0, P_1) \in \mathcal{P}^2 : \nu\rho(P^* \| P_0) \leq \rho(P^* \| P_1)\}$ for some $\nu \geq 1$. We will additionally make the mild assumption that our tests of relative fit do not reject (with probability at least $1 - \alpha$) when comparing the relative fit of a distribution to itself, i.e.:

$$\sup_{P^* \in \mathcal{Q}} \mathbb{E}_{P^*}[\phi_{P, P, \nu}] \leq \alpha \text{ for any fixed } P \in \mathcal{P}. \quad (12)$$

This condition will be true for all the tests we introduce in Section 5.

Let \widehat{P}_1 be any estimate of \widetilde{P} from \mathcal{D}_1 . Then, the approximate robust universal confidence set, akin to (11), is obtained by inverting the family of valid split tests $\phi_{P_0, \widehat{P}_1, \nu}$ constructed from the remaining samples \mathcal{D}_0 :

$$C_{\nu, \alpha, n} \equiv C_{\nu, \alpha}(X_1, \dots, X_n) := \left\{ P_0 \in \mathcal{P} : \phi_{P_0, \widehat{P}_1, \nu}(\mathcal{D}_0) = 0 \right\}. \quad (13)$$

This confidence set may not cover the projection distribution \widetilde{P} . We will relax our goal to instead be to cover an approximate projection distribution. More formally, we relax the target of inference to be the ν -approximate projection set \widetilde{P}_ν defined as

$$\widetilde{P}_\nu = \{P \in \mathcal{P} : \rho(P^* \| P) \leq \nu\rho(P^* \| \widetilde{P})\}. \quad (14)$$

If a set C is a ν -approximate confidence set, we define its coverage by

$$\mathbb{P}_{P^*} \left(Q \in C \text{ for some } Q \in \widetilde{P}_\nu \right) = \mathbb{P}_{P^*} \left(\widetilde{P}_\nu \cap C \neq \emptyset \right).$$

Figure 1 shows a schematic diagram to illustrate the notion of approximate coverage. When $\nu = 1$, i.e. we invert an exact test, we guarantee that with probability at least $1 - \alpha$, the set $C_{\nu, \alpha, n}$ contains \tilde{P} . On the other hand, when $\nu > 1$ we only guarantee that the intersection of $C_{\nu, \alpha, n}$ with the collection of ν -approximate projections (in cyan) is non-empty.

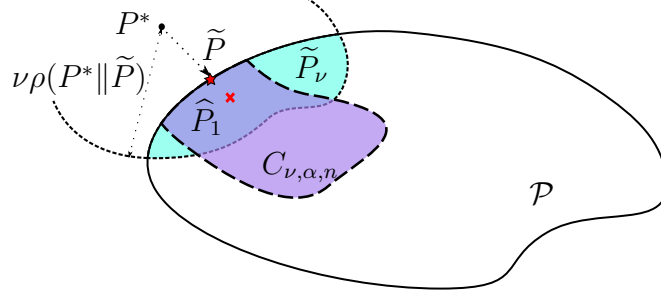


Figure 1: An exact confidence set $C_{\nu, \alpha, n}$ (in purple) targets the distribution \tilde{P} (in red star), and an approximate confidence set targets the set \tilde{P}_ν (in cyan).

The set \tilde{P}_ν is a collection of distributions that are as close to P^* as \tilde{P} (up to a factor ν). The approximate confidence set guarantee is most meaningful when ν is close to 1, or when the model misspecification is not too extreme, i.e. $\rho(P^* \parallel \tilde{P})$ is small.

Theorem 2. *Let $\hat{P}_1 \in \mathcal{P}$ be any estimate of \tilde{P} based on \mathcal{D}_1 . Suppose that our approximate relative fit tests are valid, and satisfy the condition in (12). Then, the approximate robust universal confidence set $C_{\nu, \alpha, n}$ is a uniformly valid ν -approximate confidence set for \tilde{P} :*

$$\inf_{P^* \in \mathcal{Q}} \mathbb{P}_{P^*}(\tilde{P}_\nu \cap C_{\nu, \alpha, n} \neq \emptyset) \geq 1 - \alpha.$$

Proof. Fix any $P^* \in \mathcal{Q}$. Let the event $E = \{\hat{P}_1 \in \tilde{P}_\nu\}$. On the event E , (12) implies

$$\mathbb{P}_{P^*}(\hat{P}_1 \notin C_{\nu, \alpha, n} \mid E) = \mathbb{E}_{\mathcal{D}_1}(\mathbb{E}_{\mathcal{D}_0}(\phi_{\hat{P}_1, \hat{P}_1, \nu}(\mathcal{D}_0) \mid \mathcal{D}_1, E) \mid E) \leq \alpha.$$

On the complement of E , i.e., $\hat{P}_1 \notin \tilde{P}_\nu$, \mathcal{S}_0 contains (\tilde{P}, \hat{P}_1) . Thus, an analogous argument to that in the proof of Theorem 1 can be used. Combining the two results, we obtain that, for all $P^* \in \mathcal{Q}$,

$$\mathbb{P}_{P^*}(\tilde{P}_\nu \cap C_{\nu, \alpha, n} = \emptyset) \leq \mathbb{P}_{P^*}(\hat{P}_1 \notin C_{\nu, \alpha, n} \mid E)\mathbb{P}(E) + \mathbb{P}_{P^*}(\tilde{P} \notin C_{\nu, \alpha, n} \mid E^c)\mathbb{P}(E^c) \leq \alpha. \quad \square$$

As in the construction of the exact robust universal confidence set, one should aim to choose the pilot estimate \hat{P}_1 as close as possible to \tilde{P} . In the exact setting, the choice of the pilot estimate does not affect the validity of the resulting set and only affects its size. However, in constructing an approximate robust universal set, if we can ensure the pilot is accurate, then our approximate validity guarantees improve. Concretely, for some sequence κ_n we define:

$$\mathcal{S}(\kappa_n) := \{P \in \mathcal{P} : \rho(P^* \parallel P) \leq \rho(P^* \parallel \tilde{P}) + \kappa_n\}. \quad (15)$$

If we can ensure that the pilot estimate is contained in $\mathcal{S}(\kappa_n)$ with probability at least $1 - \beta$ for some sequence κ_n , then we can show that the constructed confidence set $C_{\nu, \alpha, n}$ will intersect $\mathcal{S}(\kappa_n)$ with high probability. For instance, if $\kappa_n \rightarrow 0$ as n grows, then rather than simply

intersecting the set of approximate projections \tilde{P}_ν , we can now show that $C_{\nu,\alpha,n}$ intersects a shrinking neighborhood around \tilde{P} . More formally we have the following result (we omit its proof since it follows the same arguments as in Theorem 2):

Proposition 2. *Let $\mathcal{S}(\kappa_{n_1})$ be defined as in (15), and suppose that our pilot is accurate, i.e. we can ensure that with probability at least $1 - \beta$, $\hat{P}_1 \in \mathcal{S}(\kappa_{n_1})$. Suppose further that our approximate relative fit tests are valid, and satisfy the condition in (12). Then:*

$$\inf_{P^* \in \mathcal{Q}} \mathbb{P}_{P^*}(\mathcal{S}(\kappa_{n_1}) \cap C_{\nu,\alpha,n} \neq \emptyset) \geq 1 - \alpha - \beta.$$

In this section, we have shown that inverting exact or approximate tests of relative fit yield robust exact or approximate confidence sets despite model-misspecification. We now turn our attention to the design and analysis of these tests.

5 Designing Tests of Relative Fit

Our proposed method relies on designing valid tests of relative fit. In this section, we design exact tests of relative fit in KL and the density power divergences, and design approximate tests for the Hellinger, TV and IPM-based divergences.

5.1 Kullback-Leibler Divergence

To design an exact test of relative fit for the KL divergence we make a simple observation that there is a natural plug-in estimator of the difference in KL divergences. We can rewrite the difference in KL divergences as:

$$\text{KL}(P^* \| P) - \text{KL}(P^* \| \hat{P}_1) = \int \log \frac{\hat{p}_1}{p} dP^*$$

where p and \hat{p}_1 are the density of P and \hat{P}_1 with respect to a common dominating measure. When we obtain samples from P^* this suggests the following log split likelihood ratio test:

$$\phi_P = \mathbb{I} \left[\frac{1}{n_0} \sum_{i \in \mathcal{I}_0} T_i(P, \hat{P}_1) > t_\alpha(P, \hat{P}_1) \right], \quad T_i(P, \hat{P}_1) \equiv T(X_i; P, \hat{P}_1) = \log \frac{\hat{p}_1(X_i)}{p(X_i)}, \quad (16)$$

where \mathcal{I}_0 is an index set of \mathcal{D}_0 and $t_\alpha(P, \hat{P}_1)$ is chosen to ensure validity. This test was called the relative information fit test (RIFT) and studied in the work of Chakravarti et al. [12] to study the relative goodness-of-fit of two candidate estimates. In our paper, we invert the same test in order to construct a robust universal confidence set.

When the variance of $T_i(P, \hat{P}_1)$ (conditional on \mathcal{D}_1) is finite, we can derive the asymptotic distribution (conditional on \mathcal{D}_1) of the log split likelihood ratio via the CLT. Let $\bar{T}_{n_0}(P, \hat{P}_1) = \sum_{i \in \mathcal{I}_0} T_i(P, \hat{P}_1) / n_0$. Conditional on \mathcal{D}_1 and assuming that the variance $\mathbb{V}_{P^*}[T(P_0, P_1)] < \infty$, for any $(P_0, P_1) \in \mathcal{P}^2$,

$$\sqrt{n_0} \left(\bar{T}_{n_0}(P, \hat{P}_1) - \mathbb{E}_{P^*} T(P, \hat{P}_1) \right) \overset{P^*}{\rightsquigarrow} \mathbf{N}(0, s_P^2) \quad \text{as } n_0 \rightarrow \infty$$

where $s_P^2 \equiv s_P^2(\mathcal{D}_1) = \mathbb{E}_{P^*}[T_1^2] - \mathbb{E}_{P^*} T_1^2$ can be estimated by $\hat{s}_P^2 = \frac{1}{n_0} \sum_{i \in \mathcal{I}_0} (T_i(P, \hat{P}_1) - \bar{T}_{n_0})^2$, and \rightsquigarrow denotes convergence in distribution (conditional on \mathcal{D}_1).

When assessing distributions P that are very similar to the pilot \widehat{P}_1 , it might be the case that s_P^2 is vanishingly small. Consequently, it is possible that \widehat{s}_P/s_P does not converge in probability to 1, and the CLT with estimated variance \widehat{s}_P^2 need not hold. Following Chakravarti et al. [12] we modify each $T_i(P, \widehat{P}_1)$ by adding a small amount of independent Gaussian noise, i.e. we replace each $T_i(P, \widehat{P}_1)$ above by $T_i(P, \widehat{P}_1) + \delta Z_i$ where $Z_1, \dots, Z_{n_0} \sim N(0, 1)$, for some small positive constant $\delta > 0$ (we use $\delta = 0.01$ but note that this has no practical effect and this modification simply eases the theoretical analysis). We denote the resulting statistic by $\overline{T}_{n_0, \delta}(P, \widehat{P}_1)$ and the corresponding empirical standard deviation by $\widehat{s}_{P, \delta}$.

Then, we define the KL *Relative Divergence Fit* (REDI) set as

$$\widehat{C}_{\text{KLREDI}, n} \equiv \widehat{C}_{\alpha, n}(\mathcal{D}) = \left\{ P \in \mathcal{P} : \overline{T}_{n_0, \delta}(P, \widehat{P}_1) \leq \frac{z_\alpha \widehat{s}_{P, \delta}}{\sqrt{n_0}} \right\} \quad (17)$$

where z_α is a $1 - \alpha$ quantile of standard normal distribution. The following result provides asymptotic and non-asymptotic guarantees for the set $\widehat{C}_{\text{KLREDI}, n}$.

Theorem 3. *Suppose that \mathcal{Q} is such that for some $0 < \xi \leq 1$ the $2 + \xi$ moments $M_{P_0, P_1} := \mathbb{E}_{P^*} |T(X; P_0, P_1) - \mathbb{E}_{P^*} T(X; P_0, P_1)|^{2+\xi}$ are finite, for any $(P_0, P_1) \in \mathcal{P}^2$, then*

$$\inf_{P^* \in \mathcal{Q}} \mathbb{P}_{P^*}(\widetilde{P} \in \widehat{C}_{\text{KLREDI}, n}) \geq 1 - \alpha - Cn^{-\xi/2}, \quad (18)$$

where $C < C'(1 + \sup_{(P_0, P_1) \in \mathcal{P}^2} M_{P_0, P_1})/\delta^{(2+\xi)}$ for a universal constant C' .

We give a formal proof in Appendix C. The claim follows as a consequence of the Berry-Esseen bound for the studentized statistic [6, 35]. Some care is required to handle the degeneracy (discussed above) when the variance of the summands can be small and to handle the randomness in the pilot estimate \widehat{P}_1 .

We can now revisit the failures of universal inference discussed in Section 3. Recall that Example 1 illustrates the instability of the KL projection because likelihood ratios may not be bounded. The KL REDI set does not resolve this weakness since the KL REDI set uses the same split likelihood ratio statistic as for the universal confidence set [41] and its $2 + \xi$ moment is not uniformly bounded in Example 1. However, the KL REDI set does resolve the failure highlighted in Example 2.

Corollary 1. *Assume the same model as in Example 2. Suppose we take the pilot estimator to be the MLE. The KL REDI set (17), with an equal sized split into \mathcal{D}_0 and \mathcal{D}_1 , covers the KL projection \widetilde{P} at the nominal level asymptotically.*

This result follows directly from Theorem 3, since in this example all of the relevant log likelihood ratios are uniformly upper bounded. It is worth noting that both the standard universal set, and the set $\widehat{C}_{\text{KLREDI}, n}$ are based on essentially the same split likelihood ratio statistic, and it is perhaps surprising that the standard universal set fails but $\widehat{C}_{\text{KLREDI}, n}$ succeeds in guaranteeing coverage. Despite being based on the same statistic, the two sets use very different thresholds. It is easy to see that one can rewrite the split LRT confidence set in universal inference [41] as:

$$\widehat{C}_{s\text{LRT}} = \left\{ P \in \mathcal{P} : \overline{T}_{n_0}(P, \widehat{P}_1) \leq \frac{\log(1/\alpha)}{n_0} \right\}.$$

The threshold used in (non-robust) universal inference decays at the fast rate of order $O(1/n_0)$ compared to that of the robust universal confidence set $\widehat{C}_{\text{KLREDI}, n}$ whose threshold decays at

the rate $O(1/\sqrt{n_0})$. When the model is misspecified the (non-robust) universal set shrinks too rapidly leading to the failure highlighted in Example 2.

The confidence set $\widehat{C}_{\text{KLREDI},n}$ is constructed by approximating the distribution of the test statistic in (16). When likelihood ratios are uniformly upper bounded it is straightforward to construct finite-sample valid sets via an exponential tail bound. For example, the finite-sample exact robust universal confidence set based on the Hoeffding bound is:

$$\widehat{C}_{\text{HF},B,n} = \left\{ P \in \mathcal{P} : \bar{T}_{n_0}(P, \widehat{P}_1) \leq B \sqrt{\frac{\log(1/\alpha)}{2n_0}} \right\}, \quad (19)$$

where B is such that $|T_i(P_0, P_1) - \mathbb{E}_{P^*} T(P_0, P_1)| \leq B$ for all $(P_0, P_1) \in \mathcal{P}^2$. In this case we assume that the upper bound B is known to the statistician. One can generalize this construction in various ways. When the statistic is assumed to only have finite variance one can use Chebyshev's inequality to construct a finite-sample valid set. When in addition to boundedness the statistic might have small variance one can use empirical Bernstein-type inequalities to construct finite-sample valid confidence sets. We explore these further in Appendix E. We compare the empirical performance of $\widehat{C}_{\text{KLREDI},n}$ and these finite-sample valid sets in Section 7.

5.2 Density Power (DP) Divergences

We can construct an exact test of relative fit for the family of DP divergences following the same strategy as in KL case. Let

$$\begin{aligned} \bar{T}_{n_0}(P, \widehat{P}_1) &= \text{DP}_\beta(\mathbb{P}_{n_0} \| P) - \text{DP}_\beta(\mathbb{P}_{n_0} \| \widehat{P}_1) \\ &= \int \left\{ p^{1+\beta} - \widehat{p}_1^{1+\beta} \right\} d\lambda - \left(1 + \frac{1}{\beta} \right) \frac{1}{n_0} \sum_{i \in \mathcal{I}_0} \left[p^\beta - \widehat{p}_1^\beta \right] (X_i) := \frac{1}{n_0} \sum_{i \in \mathcal{I}_0} T_i(P, \widehat{P}_1), \end{aligned} \quad (20)$$

where \mathbb{P}_{n_0} is the empirical measure constructed from \mathcal{D}_0 . The split statistics $T_i(P, \widehat{P}_1)$ encode the difference in average β -powered densities (penalized with $L_{1+\beta}$ norm) rather than the log-likelihood ratio evaluated on the sample \mathcal{D}_0 when $\beta > 0$. Then, conditional on \mathcal{D}_1 , $\mathbb{E}_{P^*} T(P, \widehat{P}_1) = \text{DP}_\beta(P^* \| P) - \text{DP}_\beta(P^* \| \widehat{P}_1)$. We define the DP REDI set $\widehat{C}_{\text{DPRREDI},n}$ exactly as in (17), and observe that the analogue of Theorem 3 holds (with an identical proof) for $\widehat{C}_{\text{DPRREDI},n}$.

Recall that KL REDI set was unable to resolve the instability problem in Example 1. This is because the likelihood ratios in this model can blow up. On the other hand the DP set relies on the statistics in (20), which are bounded for any $\beta > 0$, provided the relevant densities are well-defined. Formally, we have the following result:

Proposition 3. *Suppose we have the same model as in Example 1. For sufficiently large n , for any pilot estimator \widehat{P}_1 , the DP REDI set $\widehat{C}_{\text{DPRREDI},B,n}$ defined as in (19) with $B = 1 + 1/\beta$, with an equal sized split into \mathcal{D}_0 and \mathcal{D}_1 , covers the DP projection \tilde{P} at the nominal level.*

A formal proof can be found in Appendix C. The key observation is that the DP projection is $\text{Bern}(0)$ for a sufficiently large sample size for any fixed $\beta > 0$. The DP projection in this example is more stable than the KL projection $\text{Bern}(1/2)$, considering that ϵ_n is much closer to 0 than $1/2$. Consequently, we show that the DP REDI set will cover the target of inference $\text{Bern}(0)$ with high probability. We emphasize that the MLE is also $\text{Bern}(0)$ with high probability, yet both universal split LRT and KL REDI set based on the MLE fail to cover the KL projection due to the instability of the population projection distribution.

5.3 Hellinger Distance

The Hellinger distance (or the difference in Hellinger distances) does not lend itself to a natural plug-in estimator. The usual method of estimating the Hellinger distance proceeds instead via some type of non-parametric density estimation, which in turn requires additional smoothness assumptions. Since our goal in this paper is to design assumption-light methods, we instead relax the target of inference. This in turn opens the door for designing approximate tests of relative fit.

Our strategy will be to modify the ρ -estimator² [1, 2, 4] which is a density estimator tailored to the Hellinger loss. Define the *split ρ -test statistic*

$$\bar{T}_{n_0}(P, \hat{P}_1) := \Delta(P, \hat{P}_1) + \frac{1}{n_0} \sum_{i \in \mathcal{I}_0} \psi \left(\sqrt{\frac{\hat{p}_1}{p}}(X_i) \right), \quad \Delta(P_0, \hat{P}_1) = \frac{1}{\sqrt{2}} \left[\mathbb{H}^2(P_0, \bar{P}) - \mathbb{H}^2(\hat{P}_1, \bar{P}) \right],$$

where $\bar{P} = (P + \hat{P}_1)/2$ and $\psi : [0, \infty) \mapsto [-1, 1]$ is a non-decreasing Lipschitz function satisfying $\psi(x) = -\psi(1/x)$. The choice of ψ we adopt throughout this paper, is to take $\psi(u) = (u - 1)/\sqrt{1 + u^2}$ which comes from work on the ρ -estimator [1, 2, 4]. The function ψ is a bounded transformation of the likelihood ratio, and due to this boundedness the split ρ -test statistic is tightly concentrated around its expectation. The following proposition, which follows directly from Proposition 11 of Baraud [3], characterizes the expectation of the split ρ -statistic.

Proposition 4. *For any P^*, P_0, P_1 ,*

$$\left(2 + \sqrt{2}\right) \mathbb{E}_{P^*} \bar{T}_{n_0}(P_0, P_1) \leq \left(3 + 2\sqrt{2}\right) \mathbb{H}^2(P^*, P_0) - \mathbb{H}^2(P^*, P_1).$$

This proposition ensures that $\mathbb{E}_{P^*} \bar{T}_{n_0}(P_0, P_1)$ is negative for any $P^* \in \mathcal{Q}$ when the null hypothesis $H_0 : (3 + 2\sqrt{2})\mathbb{H}^2(P^*, P_0) \leq \mathbb{H}^2(P^*, P_1)$ is true. This proposition in turn suggests that $\bar{T}_{n_0}(P_0, \hat{P}_1)$ could be a useful statistic for designing an approximate test of relative fit in the Hellinger distance with $\nu = \sqrt{3 + 2\sqrt{2}}$.

We define the Hellinger Relative Distance fit (HREDI) set $\hat{C}_{\text{HREDI}, n}$ exactly analogous to the KL REDI set (17) (obtained from a δ -corrupted version of the statistics $\bar{T}_{n_0}(P, \hat{P}_1)$). The following result follows by combining Theorems 2 and 3, and noticing that the split statistic is uniformly upper bounded.

Corollary 2. *Let $\nu = \sqrt{3 + 2\sqrt{2}}$. For any \mathcal{Q} ,*

$$\inf_{P^* \in \mathcal{Q}} \mathbb{P}_{P^*}(\tilde{P}_\nu \cap \hat{C}_{\text{HREDI}, n} \neq \emptyset) \geq 1 - \alpha - C/\sqrt{n}, \quad (21)$$

where $C < C'/\delta^3$ (for a universal constant C').

We are now in a position to revisit Example 1. In Proposition 3, we showed that changing the target of inference to DP projection could address the failure of universal inference. In a similar vein, targeting the Hellinger projection resolves the failure, but interpreting the resulting guarantee requires some nuance as HREDI set may not cover the exact Hellinger projection, and is only guaranteed to cover a ν -approximate projection. In the case of Example 1, it will turn out for sufficiently small values ϵ the ν -approximate Hellinger projection set is a singleton (and equal to the exact Hellinger projection). As highlighted earlier, when the amount of model-misspecification is not too large the distinction between the ν -approximate projection set and the exact projection can be small.

²The name “ ρ -estimator” comes from the standard symbol used for the Hellinger affinity.

Proposition 5. *Assume the same model as in Example 1. Suppose we take the pilot estimator to be the Minimum Hellinger Distance estimator [MHDE, 8],*

$$\widehat{P}_1 = \arg \min_{P \in \mathcal{P}} \mathbf{H}(\mathbb{P}_{n_1} \| P).$$

For sufficiently large $n (> 20)$, the Hellinger REDI set $\widehat{C}_{\text{HREDI}, n}$, with an equal sized split into \mathcal{D}_0 and \mathcal{D}_1 , covers the Hellinger projection $\widetilde{P} \equiv \text{Bern}(0)$ at the nominal level asymptotically.

A formal proof is provided in Appendix C.3. It will turn out that in this example the ν -approximate Hellinger projection is exactly the Hellinger projection when $\epsilon \leq 0.05$, and is the entire model \mathcal{P} , otherwise. This means that for larger values of ϵ , approximate validity is trivial, yet vacuous, as the target of inference can be any distribution in \mathcal{P} . This highlights the downside of targeting the ν -approximate projection set: when the model-misspecification is severe the resulting guarantees might be vacuous.

5.4 Integral Probability Metrics (IPMs)

Our proposal for a ν -approximate test of relative fit for IPMs is inspired by the work of Yatracos [44] and Devroye and Lugosi [13], where a similar idea was used to design robust density estimates. Recall the definition of the IPM,

$$\text{IPM}_{\mathcal{F}}(P_0, P_1) = \sup_{f \in \mathcal{F}} (\mathbb{E}_{P_0}(f) - \mathbb{E}_{P_1}(f)).$$

Associated with any pair of distributions is a so-called witness function $f_{(P, Q)}^* = \text{argsup}_{f \in \mathcal{F}} (\mathbb{E}_P(f) - \mathbb{E}_Q(f))$, which witnesses the largest mean discrepancy between the two distributions. The split test statistic is then defined by:

$$\bar{T}_{n_0}(P, \widehat{P}_1) = \int f_{(P, \widehat{P}_1)}^* \frac{dP + d\widehat{P}_1}{2} - \frac{1}{n_0} \sum_{i \in \mathcal{I}_0} f_{(P, \widehat{P}_1)}^*(X_i). \quad (22)$$

The usefulness of this statistic is highlighted by the following characterization of the expectation of the statistic.

Proposition 6. *For any P^*, P_0, P_1 ,*

$$2\mathbb{E}_{P^*} T(P_0, P_1) \leq 3\text{IPM}(P^*, P_0) - \text{IPM}(P^*, P_1).$$

See Appendix C for a formal proof. For the TV IPM this result appears in the work of Yatracos [44] and Devroye and Lugosi [13], and our result generalizes their argument to other IPMs. Proposition 6 ensures that $\mathbb{E}_{P^*} T(P, Q)$ is negative for all $P^* \in \mathcal{Q}$ under the null hypothesis in (9) with $\nu = 3$. We can construct $\widehat{C}_{\text{IPMRDI}}$ by inverting the IPM approximate relative fit test, to obtain an identical guarantee to the one in Corollary 2 (now with $\nu = 3$).

To further illustrate the construction of IPM approximate relative fit tests we consider three widely used IPMs—total variation distance, Wasserstein distance, and maximum mean discrepancy—where the witness functions are more explicit.

Total Variation Distance. Suppose $\rho(P_0\|P_1) = \text{TV}(P_0, P_1)$ where TV is the total variation distance. This is an IPM over the function class $\mathcal{F} = \{f : \|f\|_\infty \leq 1\}$. An equivalent definition is $\text{TV}(P_0, P_1) = \sup_{\mathcal{A}} |P_0(\mathcal{A}) - P_1(\mathcal{A})| = P_0(\mathcal{A}) - P_1(\mathcal{A})$ where $\mathcal{A} = \{p_0 > p_1\}$ is the Yatracos set with maximal discrepancy between P_0 and P_1 . The witness function is $f_{(P_0, P_1)}^*(x) = \mathbb{I}(x \in \mathcal{A}) - 1/2$. An immediate advantage of targeting the TV projection comes from that f^* is uniformly bounded. Given samples \mathcal{D} , consider the following test statistic which referred to as the *split Scheffé statistic*:

$$\bar{T}_{n_0}(P, \hat{P}_1) = \frac{P(\mathcal{A}) + \hat{P}_1(\mathcal{A})}{2} - P_{n_0}^*(\mathcal{A}), \quad P_{n_0}^*(\mathcal{A}) = \frac{1}{n_0} \sum_{i \in \mathcal{I}_0} \mathbb{I}(X_i \in \mathcal{A})$$

where \mathcal{A} is redefined to be $\mathcal{A} = \{p > \hat{p}_1\}$. The split Scheffé statistic, as the name suggests, is a sample-split analogue of the Scheffé estimate that was originally proposed in Devroye and Lugosi [13] building upon the work of Yatracos [44].

Wasserstein Distance. Suppose $\rho(P_0\|P_1) = W_1(P_0, P_1)$ is the 1-Wasserstein distance (or Kantorovich metric). The associated function class is $\mathcal{F} = \{f : \|f\|_L \leq 1\}$ where $\|f\|_L := \sup\{|f(x) - f(y)|/|x - y| : x \neq y\}$ is the Lipschitz semi-norm. Although the ideas are much more general, we limit our discussion to univariate distributions on a compact support, i.e., $\mathcal{X} = [0, b]$. In this case, the witness function is explicit and easy to describe [3].

Define $\widehat{\text{sgn}}(t; P_0, P_1) = \mathbb{I}(F_{P_1}(t) > F_{P_0}(t)) - \mathbb{I}(F_{P_0}(t) > F_{P_1}(t)) \in \{0, \pm 1\}$, where F_P denotes the CDF of P . The witness function is $f_{(P_0, P_1)}^*(x) = \int_0^x \widehat{\text{sgn}}(t; P_0, P_1) dt$ [3].

A direct application of the split statistic (22) yields

$$\bar{T}_{n_0}(P, \hat{P}_1) = \frac{1}{2} \int \widehat{\text{sgn}}(t; P, \hat{P}_1) \left(P_{n_0}^*(t) - \frac{F_P(t) + F_{\hat{P}_1}(t)}{2} \right) dt,$$

where $P_{n_0}^*(t) = \frac{1}{n_0} \sum_{i \in \mathcal{I}_0} \mathbb{I}(X_i \leq t)$ is the empirical distribution. This particular split statistic is a sample-split analogue of the ℓ -estimator [Proposition 4 of Baraud 3].

Maximum Mean Discrepancy. Suppose that \mathcal{F} is a unit ball of the reproducing kernel Hilbert space (RKHS) \mathcal{H} , with kernel $k(x, y)$, and RKHS norm $\|\cdot\|_{\mathcal{H}}$, i.e., $\mathcal{F} = \{f : \|f\|_{\mathcal{H}} \leq 1\}$. Then the corresponding IPM (6) is called the Maximum Mean Discrepancy [MMD, 17]. It was shown by Gretton et al. [17] that the analytic witness function $f_{(P, \hat{P}_1)}^* = \frac{\mu_P - \mu_{\hat{P}_1}}{\|\mu_P - \mu_{\hat{P}_1}\|_{\mathcal{H}}}$ where $\mu_P(\cdot) := \mathbb{E}_P[k(X, \cdot)]$ is the mean embedding of P .

The split statistic $\bar{T}_{n_0}(P, \hat{P}_1)$ in this case reduces to an average of the (negative) witness function $-P_{n_0}^*(f_{(P, \hat{P}_1)}^*)$ if the kernel $k(\cdot, \cdot)$ is symmetric. In this case, the sign of the split statistic captures, in expectation, whether the population P^* is closer to P or \hat{P}_1 based on mean embeddings.

5.5 Unified Sufficient Conditions for any Divergence Measure

In this section we unify some of the treatment of the previous sections by giving conditions on split test statistics which ensure the exact and approximate validity of the resulting confidence sets. Given data \mathcal{D} , we consider tests of the form:

$$\phi_{P_0, P_1, \nu} = \mathbb{I}(\bar{T}_n(P_0, P_1) > t_\alpha(P_0, P_1)).$$

We assume that the test statistic satisfies the following two additional conditions:

Assumption 1. T is anti-symmetric, i.e., $T(X; P_0, P_1) = -T(X; P_1, P_0)$ for all $P_0, P_1 \in \mathcal{P}$.

Assumption 2. There exists some fixed, positive numbers $\nu, c_1 \geq 1$ such that for all $P^* \in \mathcal{Q}$, and any fixed $P_0, P_1 \in \mathcal{P}$,

$$c_1 \mathbb{E}_{P^*} T(\mathcal{D}; P_0, P_1) \leq \nu \rho(P^* \| P_0) - \rho(P^* \| P_1).$$

Assumption 2 ensures that $\mathbb{E}_{P^*} T(\mathcal{D}; P_0, P_1)$ is always negative for all $P^* \in \mathcal{Q}$ when the null hypothesis (9) is true. For instance, Propositions 4 and 6 establish the analogue of Assumption 2 for Hellinger and IPM projection, respectively.

Now, we may define ρ -REDI set $\widehat{C}_{\rho\text{REDI},n}$ as in KL REDI set (17) by inverting the test based on (a δ corrupted version of) the statistic T :

$$\widehat{C}_{\rho\text{REDI},n} := \left\{ P \in \mathcal{P} : \bar{T}_{n_0, \delta}(P, \widehat{P}_1) \leq \frac{z_\alpha \widehat{s}_{P, \delta}}{\sqrt{n_0}} \right\} \quad (23)$$

If the test statistic is bounded, i.e. $T(X; P_0, P_1) \leq B$ for any pair of distributions $P_0, P_1 \in \mathcal{P}^2$ then we can define the finite-sample ρ -REDI set as in (19):

$$\widehat{C}_{\rho\text{REDI},B,n} = \left\{ P \in \mathcal{P} : \bar{T}_{n_0}(P, \widehat{P}_1) \leq B \sqrt{\frac{\log(1/\alpha)}{2n_0}} \right\} \quad (24)$$

The following general result holds:

Theorem 4. Suppose that the test statistic satisfies Assumptions 1 and 2.

1. Suppose that \mathcal{Q} is such that for some $0 < \xi \leq 1$ the $2+\xi$ moments $M_{P,Q} := \mathbb{E}_{P^*} |T(X; P, Q) - \mathbb{E}_{P^*} T(X; P, Q)|^{2+\xi}$ are finite, for any $(P, Q) \in \mathcal{P}^2$, then

$$\inf_{P^* \in \mathcal{Q}} \mathbb{P}_{P^*}(\widetilde{P} \in \widehat{C}_{\rho\text{REDI},n}) \geq 1 - \alpha - Cn^{-\xi/2},$$

where $C < C'(1 + \sup_{P,Q} M_{P,Q})/\delta^{(2+\xi)}$ for a universal constant C' .

2. Suppose that $T(X; P, Q) \leq B$, then:

$$\inf_{P^* \in \mathcal{Q}} \mathbb{P}_{P^*}(\widetilde{P}_\nu \cap \widehat{C}_{\rho\text{REDI},B,n} \neq \emptyset) \geq 1 - \alpha.$$

The proof of the validity claims follow the same structure as the proof of Theorem 3. The crucial Assumption 2 distills out the key property of the test statistics that is useful in ensuring asymptotic or finite-sample validity. With these general validity results in place, we now turn our attention to studying the size of the resulting robust universal sets.

6 Size of Robust Universal Confidence Sets

In the well-specified setting, for statistical models which satisfy classical regularity conditions, Wasserman et al. [41] showed that the Hellinger diameter of the split LRT confidence set depends on two factors: the size of \mathcal{P} determined by its (local) Hellinger bracketing entropy, and the closeness of \widehat{P}_1 to P^* in the Hellinger distance. In a similar vein, in this section we show that the size of the universal sets, under certain regularity conditions, can be upper

bounded by two factors: roughly, measuring the quality of the pilot estimate, and the size of statistical model.

In the misspecified setting, we would like the robust universal set to shrink around its target at a fast rate. To measure the (directed) divergence between two sets measured in a divergence ρ and with respect to P^* outside of \mathcal{P} , we define the $\rho_{\mathcal{H}}^{P^*}$ -divergence motivated by the directed Hausdorff distance. For a given divergence ρ and a collection of distributions $S_1 \subset \mathcal{P}$, we define an ϵ -fattening of S_1 by:

$$S_1 \oplus \epsilon := \cup_{Q \in S_1} \{P \in \mathcal{P} : \rho(P^* \| P) \leq \rho(P^* \| Q) + \epsilon\}.$$

Now given two collections of distributions $S_0, S_1 \subset \mathcal{P}$, we define the $\rho_{\mathcal{H}}^{P^*}$ -divergence by

$$\rho_{\mathcal{H}}^{P^*}(S_0, S_1) = \inf\{\epsilon \geq 0 : S_0 \subseteq S_1 \oplus \epsilon\}.$$

$\rho_{\mathcal{H}}^{P^*}(S_0, S_1)$ is the minimum ϵ -fattening of S_1 with reference to P^* which contains S_0 .

To express the rate at which the robust universal sets shrink, we use the Rademacher complexity of $\mathcal{F}_{T, \mathcal{P}}$, a function class which depends on the test statistic of choice, and the statistical model \mathcal{P} . Concretely, we define,

$$\mathcal{F}_{T, \mathcal{P}} := \{f : f(x) := T(x; P, Q), \quad P, Q \in \mathcal{P}\}.$$

We denote the Rademacher complexity of this class by $\mathfrak{R}_n(\mathcal{F}_{T, \mathcal{P}})$:

$$\mathfrak{R}_n(\mathcal{F}_{T, \mathcal{P}}) := \mathbb{E} \left[\sup_{f \in \mathcal{F}_{T, \mathcal{P}}} \frac{1}{n} \sum_{i=1}^n R_i f(X_i) \right],$$

where R_i are i.i.d. Rademacher random variables. In some of the cases we have considered in this paper, under additional regularity conditions the complexity measure $\mathfrak{R}_n(\mathcal{F}_{T, \mathcal{P}})$, can be related to a complexity measure of the underlying model \mathcal{P} using a standard contraction argument [28]:

Example 3. Suppose that \mathcal{P} , and the pilot estimate \hat{P}_1 are distributions supported on some compact set \mathcal{C} , with density with respect to the Lebesgue measure which are upper and lower bounded by constants. Then, for the test statistics introduced in Sections 5.1, 5.2 and 5.3, $\mathfrak{R}_n(\mathcal{F}_{T, \mathcal{P}}) \lesssim \mathfrak{R}_n(\mathcal{P})$.

Finally, to characterize the quality of the pilot estimator \hat{P}_1 , we say that the \hat{P}_1 is an η_n -consistent estimator if

$$\rho(P^* \| \hat{P}_1) - \rho(P^* \| \tilde{P}) = O_{P^*}(\eta_n), \quad (25)$$

where we use the standard big O in probability notation to indicate stochastic boundedness.

With these preliminaries in place, we have the following result for the size of the ρ -REDI set obtained by inverting a finite-sample valid relative fit test. The proof will be given in Appendix D.1.

Theorem 5. Suppose that (25) holds and $\sup_{(P, Q) \in \mathcal{P}^2} |T(P, Q) - \mathbb{E}T(P, Q)| \leq B$. Fix any projection distribution \tilde{P} , and recall the collection \tilde{P}_ν in (14). Then the robust universal confidence set $\hat{C}_{\rho\text{REDI}, B, n}$ in (24), for an equal sized split into \mathcal{D}_0 and \mathcal{D}_1 , satisfies for any $P^* \in \mathcal{Q}$,

$$\rho_{\mathcal{H}}^{P^*} \left(\hat{C}_{\rho\text{REDI}, B, n}, \tilde{P}_\nu \right) \leq O_{P^*} \left(\eta_n + \mathfrak{R}_n(\mathcal{F}_{T, \mathcal{P}}) + B \sqrt{\frac{\log(1/\alpha)}{n}} \right).$$

Theorem 5 states that the directed $\rho_{\mathcal{H}}^{P^*}$ -divergence between the *exact* robust universal confidence set and its target \tilde{P} shrinks to zero at the prescribed rate, since \tilde{P}_ν is a singleton $\{\tilde{P}\}$ when $\nu = 1$. One can no longer show such a result for the ν -approximate robust universal confidence set even with an infinite number of observations. This is because, conditional on \mathcal{D}_1 , the split test $\phi_{P, \hat{P}_1, \nu}$ is guaranteed to achieve (exponentially) small Type II error uniformly over $P^* \in \mathcal{Q}$ only for distributions P which are at least $\nu\rho(P^* \|\hat{P}_1)$ away from P^* . Nevertheless, Theorem 5 characterizes the rate at which $\hat{C}_{\rho_{\text{REDI}}, B, n}$ shrinks to \tilde{P}_ν .

Theorem 5 also shows how the size of the set depends on the choice of \hat{P}_1 . When possible we should choose a pilot estimate \hat{P}_1 which converges to the target \tilde{P} at a fast rate to ensure that the term η_n is sufficiently small. A sensible choice is often a minimum distance estimator [MDE, 34] which is not only a consistent estimator of \tilde{P} under some regularity conditions but is also robust to some misspecification in its corresponding distance [14, 32].

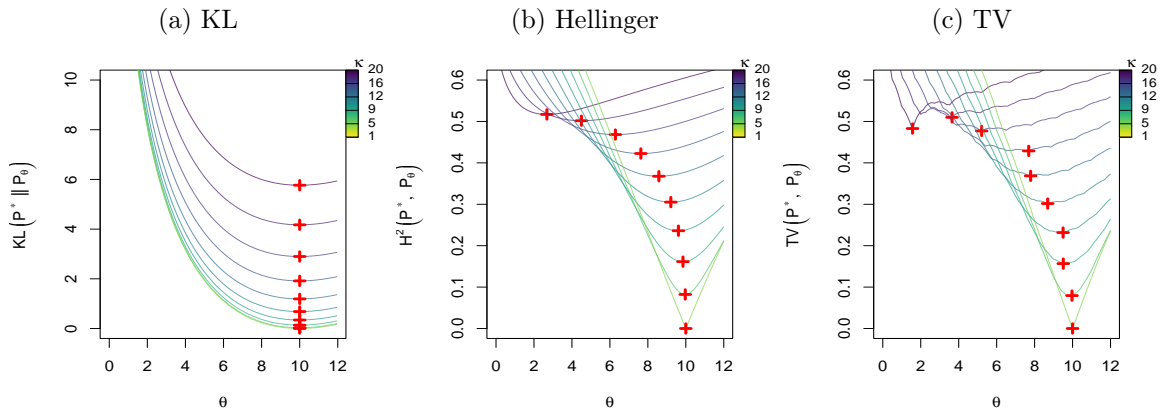
7 Simulations

In this section, we evaluate our proposed exact and approximate robust universal confidence sets in two particular setups—Overdispersion and Contamination—and demonstrate the advantages of the methods we propose.

7.1 Overdispersion

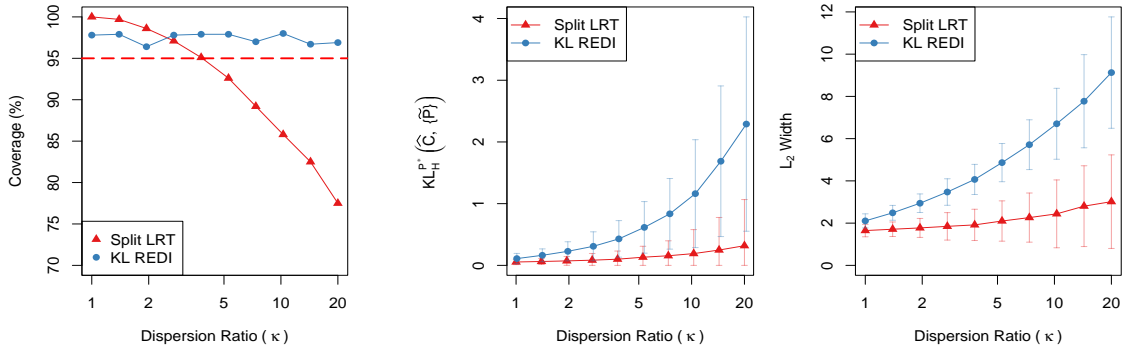
Overdispersion is a classic example of model misspecification where the true distribution has larger variance than what can be represented by the hypothesized model. Specifically, consider a case of count data generated from the negative binomial distribution P^* with mean $\mathbb{E}_{P^*}(X) := \theta^*$ and variance $\mathbb{V}_{P^*}(X) = \kappa\theta^*$ where the positive constant κ represents the *dispersion ratio*. Suppose a statistician hypothesized a Poisson model $\mathcal{P}_\Theta = \{\text{Poi}(\theta) : \theta \in \mathbb{R}_+\}$ to best describe P^* . Since the mean and the variance are the same for the Poisson distribution (implicitly assuming $\kappa = 1$), the dispersion ratio κ captures the severity of the model misspecification. Figure 2 shows $\rho(P^* \|\text{Poi}(\theta))$ with $\rho = \text{KL}, \text{H}, \text{TV}$ across the dispersion ratio. Notice that KL projection is the true mean $\theta^* (= 10)$ regardless of the dispersion ratio whereas Hellinger and TV projection gets smaller as the true variance is more inflated.

Figure 2: $\rho(P^* \|\text{Poi}(\theta))$ across the varying dispersion ratio κ . Red + indicates $\rho(P^* \|\tilde{P})$.



The split LRT is sensitive to the misspecification. As highlighted in Section 5.1, the split LRT confidence set (\widehat{C}_{sLRT}) may fail to cover the KL projection unlike the KL REDI set (\widehat{C}_{KLREDI}) even with the same choice of $\widehat{\theta}_1$ and the same log split likelihood-ratio statistic. Figure 3 contrasts the performance of \widehat{C}_{sLRT} and \widehat{C}_{KLREDI} based on 1000 replicates of 200 simulated observations. In computing the confidence sets, the observations are equally split in half and we choose $\widehat{\theta}_1$ to be the sample mean (which is the MLE) of the first half samples. As the misspecification gets more severe (larger κ), the empirical coverage of KL projection parameter (θ) decreases for \widehat{C}_{sLRT} . When the dispersion ratio becomes larger than 3, \widehat{C}_{sLRT} fails to achieve the nominal 95% coverage whereas \widehat{C}_{KLREDI} maintains the validity regardless of how severe the misspecification is. Both the center and the right panel depict the size of the estimated confidence set varying over the dispersion ratio but from a different perspective. The former is based on the maximal excess KL divergence from the KL projection (which can be at most twice the KL-diameter of the set) whereas the latter is based on the L_2 distance over the parameter space. It is not surprising that compared to \widehat{C}_{KLREDI} , \widehat{C}_{sLRT} is smaller in the L_2 sense and is closer to \widetilde{P} in an excess divergence sense.

Figure 3: Inference on KL projection: (Left) Empirical coverage (Center) $KL_{\mathcal{H}}^{P*}(\widehat{C}, \{\widetilde{P}\})$ (Right) L_2 width of \widehat{C} in the parameter space. Point estimates are median over 1000 replicates and the error bar indicates ± 1 standard error.



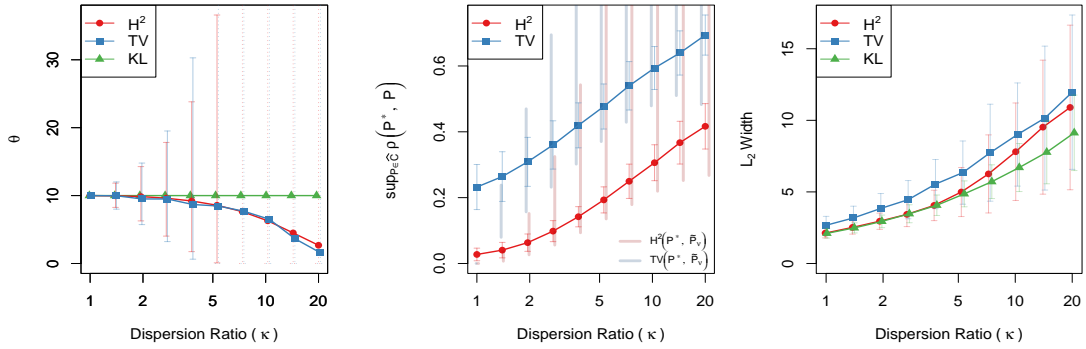
Beyond KL projection Unlike the KL projection, the Hellinger and TV projections are different for different degrees of overdispersion. Our target of inference regarding Hellinger and TV distance is ν -approximate projection rather than the projection \widetilde{P} as seen in the left panel of Figure 4. When the factor $\kappa \geq 6$ the ν -approximate target for both Hellinger and TV distance includes any $\theta \in \mathbb{R}_+$. For values of dispersion ratio $\kappa \geq 6$, the ν -approximate projection for both the Hellinger and TV distances becomes \mathcal{P} and thus the approximate coverages are trivially 100%. Once again this highlights that the approximate projection is a meaningful target only when the model misspecification is not too severe.

Figure 4 summarizes the performance of approximate REDI sets regarding Hellinger (\widehat{C}_{HREDI}) and TV distance (\widehat{C}_{TVREDI}) based on 1000 replicates of 200 simulated observations. We choose the minimum distance estimator for $\widehat{\theta}_1$ for both \widehat{C}_{HREDI} and \widehat{C}_{TVREDI} . Both \widehat{C}_{HREDI} and \widehat{C}_{TVREDI} yield 100% empirical coverage—defined as a proportion of the confidence set that intersects \widetilde{P}_ν —across all dispersion ratios except almost well-specified case (0.01% dispersion) with 97.4% and 99.1% coverage, respectively. This conservatism is expected because for these divergences we have relaxed our target of inference to be the set of ν -approximate projections.

Nevertheless, this does not mean that the Hellinger and TV REDI sets are vacuously large.

The center and right panel of Figure 4 show the diameter of the REDI set in Hellinger or TV distance sense, or Euclidean sense. The size of the REDI set increases as the misspecification exacerbates regardless of distance measure. In general, \hat{C}_{TVREDI} is larger than \hat{C}_{HREDI} . \hat{C}_{HREDI} behaves closer to \hat{C}_{KLREDI} under slight to moderate overdispersion and to \hat{C}_{TVREDI} as the overdispersion becomes severe.

Figure 4: Inference on ν -approximate Hellinger and TV projection: (Left) $\hat{\theta}$ (in points) and $\hat{\theta}_\nu$ (in intervals) where the dotted intervals indicate \mathbb{R}_+ (Center) $\sup_{P_0 \in \hat{C}} \rho(P^* \| P_0)$ superimposed with $\rho(P^* \| \tilde{P}_\nu) := \{\rho(P^* \| P_0) : P_0 \in \tilde{P}_\nu\}$ (Right) L_2 Width of (KL, Hellinger, and TV) REDI set in the parameter space. Point estimates in the center and right panels are median over 1000 replicates and the error bar indicates ± 1 standard error.



Comparison between asymptotic and finite sample valid REDI sets Figure 5 compares the various TV REDI set when the P^* is a 32% variance inflated negative binomial—Berry-Esseen (\hat{C}_{TVREDI}), Hoeffding bound (\hat{C}_{TVHF}), empirical Bernstein bound [\hat{C}_{TVEBS} ; 42], and empirical Bentkus bound [\hat{C}_{TVEBK} ; 7, 25]. See Appendix E for explicit forms of each confidence set. In all cases, we choose the same minimum TV distance estimator $\hat{\theta}_1$. The KL REDI set dominates all finite sample valid confidence sets considered in this section, despite its validity relying on asymptotics. The finite sample valid REDI sets are too conservative (and yield a meaningless set $\hat{C} = \mathcal{P}$) when only a few observations are available ($n \leq 50$). Although our paper does not primarily focus on obtaining the tightest finite-sample valid confidence set, leveraging the variance $\mathbb{V}_{P^*}(X)$ can often be beneficial when constructing the confidence set. In this example, \hat{C}_{TVEBS} and \hat{C}_{TVEBK} outperform \hat{C}_{TVHF} since the Bernstein and Bentkus bounds are more sensitive to the variance.

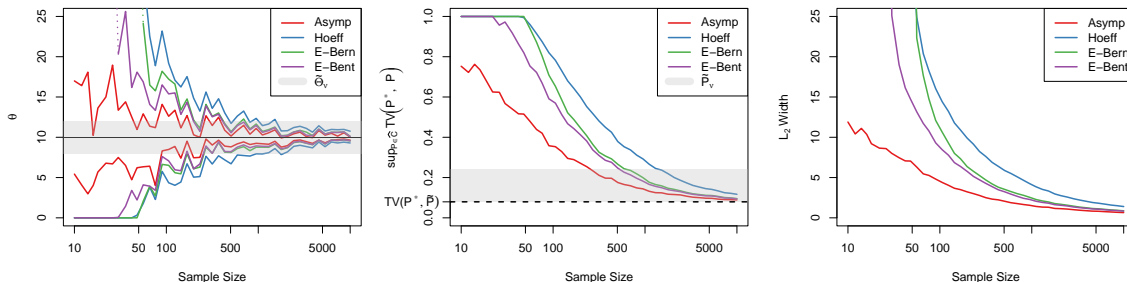
7.2 Contamination

Consider the following contaminated data generating distributions which are mixtures of Gaussians. This simulation setup is used in the work of Catoni [11].

$$\begin{aligned}
 P_1^* &= 0.99N(0, 1) + 0.01N(0, 30^2) && \text{(Symmetric)} \\
 P_2^* &= 0.94N(0, 1) + 0.01N(20, 20^2) + 0.05N(-30, 20^2) && \text{(Asymmetric)} \\
 P_3^* &= 0.7N(2, 1) + 0.2N(-2, 1) + 0.1N(0, 30^2) && \text{(Heavily Asymmetric)}
 \end{aligned}$$

For each case, we denote P_{clean}^* to be an uncontaminated distribution that does not include the outlying noise distributions. Consider a location-scale family of Gaussian distribution $\mathcal{P}_\Theta =$

Figure 5: TV REDI set based on Berry-Esseen, Hoeffding, empirical Bernstein and empirical Bentkus bounds regarding 32% variance inflation example. (Left) Confidence set over Θ from a single replication. Gray area indicates the ν -approximate TV projection parameter set $\{\theta : P_\theta \in \tilde{P}_\nu\}$. (Center) Median $\sup_{P \in \hat{C}} \text{TV}(P^*, P)$ superimposed with $\{\text{TV}(P^*, P) : P \in \tilde{P}_\nu\}$. (Right) Median L_2 widths of TV REDI parameter sets.



$\{N(\mu, \sigma^2) : (\mu, \sigma) \in \Theta\}$ as a working model. (See Appendix G.2 for additional simulations for a location family with fixed scale.) Our goal is to evaluate the empirical performance—coverage and size—of robust universal confidence sets for the (approximate) projection of the various contaminated distributions onto \mathcal{P} .

Figure 6 shows the mean and standard deviation of the projection distribution with respect to the KL, DP, Hellinger and TV distances along with the mean and standard deviation of the contaminated and uncontaminated distributions. The KL projection parameter is the same as the parameters of contaminated distribution in all cases. The DP projection parameters, get closer to uncontaminated parameters as the β parameter increases. The Hellinger projection is the closest to the uncontaminated parameters among all projections we considered, however, the size of \tilde{P}_ν is much larger than that of approximate TV projection. The set \tilde{P}_ν for both Hellinger and TV distance is quite large for the heavily misspecified case (Case 3). Practically, we recommend targeting DP projection with a reasonable choice of $\beta (> 0.05)$ for this heavily misspecified case.

Figure 6: Parameters of projections (KL, DP_β , H, TV), contaminated distribution (\tilde{P}), and uncontaminated distribution (P_{clean}^*). The level set of parameters corresponding to \tilde{P}_ν for Hellinger and TV distance is given in contours.

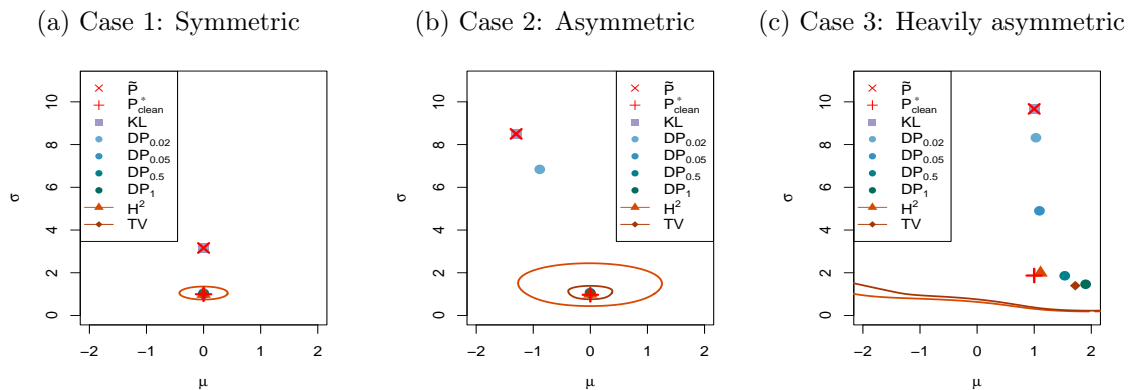


Figure 7 illustrates the empirical coverage and size of split LRT and (KL and DP) REDI sets based on 1000 replications. For split LRT and KL REDI sets, we choose $\hat{\theta}_1$ to be the quasi-MLE, whereas, for the DP REDI set, we use the minimum DP divergence estimator.

The split LRT fails to cover KL projection in all cases whereas REDI sets achieve the nominal coverage with large enough sample sizes. The DP REDI sets show superior coverage than KL REDI set across all sample sizes. Such a target coverage improvement is more evident in the smaller sample sizes below 200, and as β gets larger, i.e., the DP REDI set targets a more stable projection. Regardless of what divergence measure ρ is of interest, the size of the confidence set with reference to ρ shrinks to zero as the sample size increases. Again, the extremal values of $\text{KL}_{\mathcal{H}}^{P^*}(\widehat{C}_{\text{REDI}}, \widetilde{P})$ for sample sizes below 500 highlight the instability of KL projection.

Figure 7: Performance of confidence sets for KL and DP projections on contamination examples over 1000 replications. (Top) Empirical coverage. (Bottom) Median ρ -diameter.

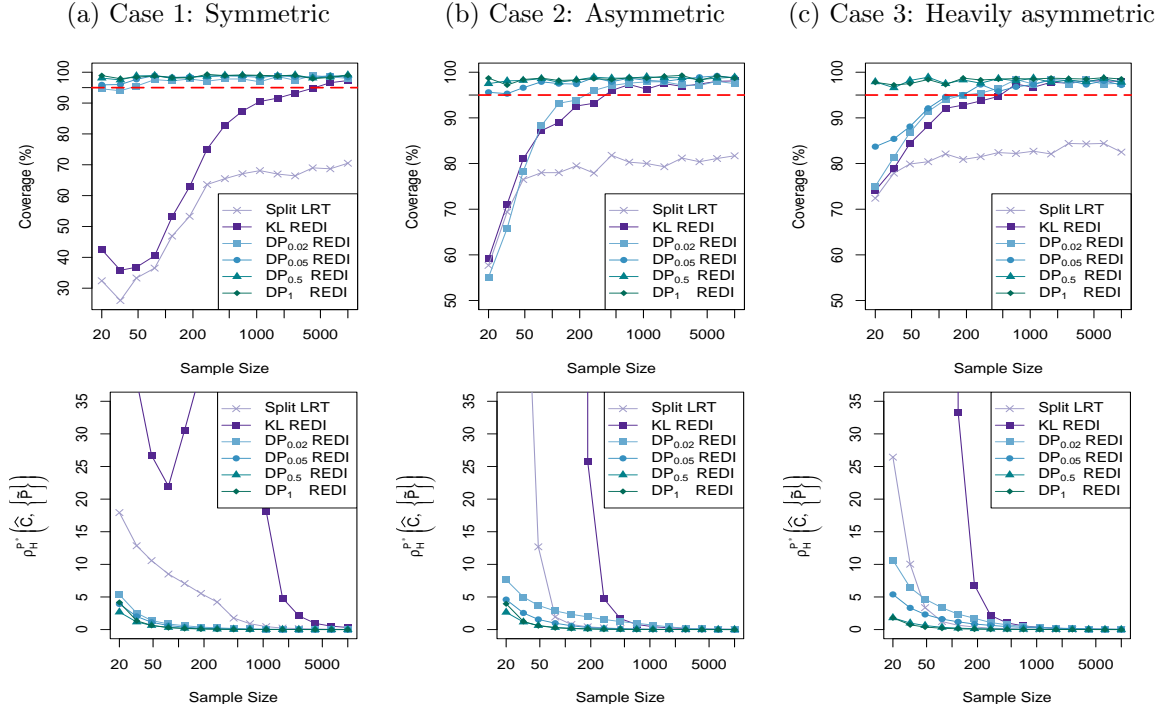
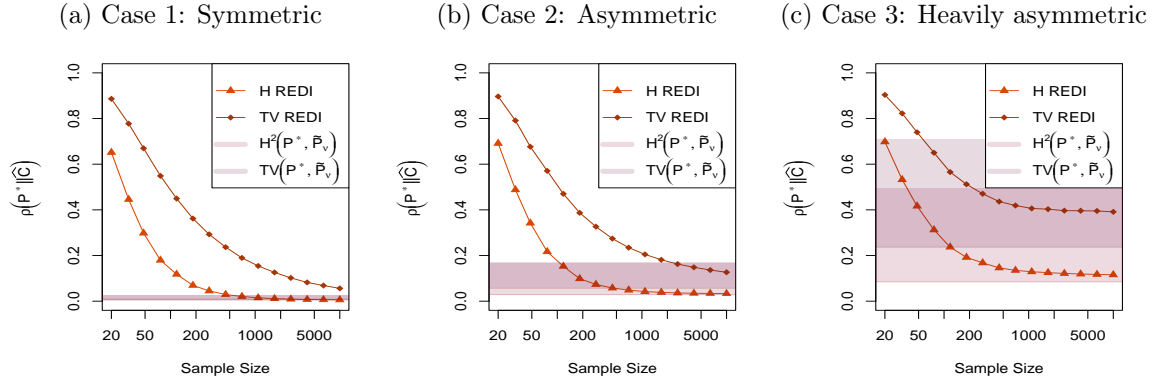


Figure 8 shows the maximal ρ -distance of HREDI and TVREDI set from P^* based on 1000 replications along with the $\rho(P^* \|\widetilde{P}_\nu)$, a set of ρ -distance from P^* to approximate projection \widetilde{P}_ν . $\rho(P^* \|\widetilde{P}_\nu)$ illustrates the same phenomena as in Figure 6 but with respect to each distance. Theoretically, we can only claim the shrinkage of REDI set up to \widetilde{P}_ν . This can be seen in Figure 8 for both Hellinger and TV REDI set as the maximum excess distance from P^* reaches $\nu\rho(P^* \|\widetilde{P}_\nu)$ with large enough samples. REDI sets shrink beyond \widetilde{P}_ν in this example: the Hellinger REDI set converges to a set quite close to \widetilde{P} with large enough sample size, while the TV REDI set converges to a set around \widetilde{P} which does not appear to shrink with sample size.

8 Discussion

In this paper, we presented a general method for constructing uniformly valid exact and approximate confidence sets for various projection distributions under weak regularity conditions in the presence of possible model misspecification. We demonstrated that the universal inference procedure [41] can fail catastrophically even in simple examples, under fairly benign

Figure 8: Size of REDI confidence sets of Hellinger and TV projection on contamination examples over 1000 replications superimposed with $\{\rho(P^*||P) : P \in \tilde{P}_\nu\}$.



model-misspecification. We then showed that the robust universal inference framework can address these failures, providing methods which are robust and can meaningfully target different projection distributions.

Despite data splitting playing an essential role in constructing an assumption-light universal confidence set, it also poses inefficiency and algorithmic randomness since only a random subset of observation is used in constructing the split statistics. This can be partially addressed with *crossfitting* where we average the split statistic with that after swapping the role of \mathcal{D}_0 and \mathcal{D}_1 . In contrast to the well-specified setting where the validity of the crossfit set is immediate, more care is needed under model-misspecification. We investigate the validity of the crossfit set in Appendix F.

The papers [15, 41] study many variants of universal inference (including constructing confidence sequences instead of confidence sets, to combining multiple sample-splits) and investigating these variants in the context of the robust universal inference framework of this paper would be interesting.

Finally, our paper brings to the forefront the role of pairwise tests of fit (and relative fit) together with sample-splitting, in designing broadly applicable inference methods. We expect this basic insight to have further implications in other contexts, for instance, in designing universal inference procedures in other settings where likelihood-based methods are inapplicable.

Acknowledgements

This work was partially supported by funding from the NSF grants DMS-1713003, DMS-2113684 and CIF-1763734, as well as an Amazon AI and a Google Research Scholar Award to SB. The authors are grateful to Arun Kuchibhotla, Aaditya Ramdas and Ian Waudby-Smith for helpful discussions regarding finite-sample valid confidence sets.

References

- [1] Y. Baraud, L. Birgé, and M. Sart. A new method for estimation and model selection: ρ -estimation. *Inventiones mathematicae*, 207(2):425–517, February 2017.
- [2] Yannick Baraud. Estimator selection with respect to Hellinger-type risks. *Probability Theory and Related Fields*, 151(1):353–401, October 2011.

- [3] Yannick Baraud. Tests and estimation strategies associated to some loss functions. *arXiv:2003.12544 [math, stat]*, March 2020.
- [4] Yannick Baraud and Lucien Birgé. Rho-estimators revisited: General theory and applications. *Annals of Statistics*, 46(6B):3767–3804, December 2018.
- [5] Ayanendranath Basu, Ian R. Harris, Nils L. Hjort, and M. C. Jones. Robust and Efficient Estimation by Minimising a Density Power Divergence. *Biometrika*, 85(3):549–559, 1998.
- [6] V. Bentkus and F. Götze. The Berry-Esseen bound for student’s statistic. *The Annals of Probability*, 24(1):491–503, January 1996.
- [7] V. Bentkus, N. Kalosha, and M. van Zuijlen. On domination of tail probabilities of (super)martingales: Explicit bounds. *Lithuanian Mathematical Journal*, 46(1):1–43, January 2006.
- [8] Rudolf Beran. Minimum Hellinger Distance Estimates for Parametric Models. *Annals of Statistics*, 5(3):445–463, May 1977.
- [9] Lucien Birgé. *Sur Un Théorème de Minimax Et Son Application Aux Tests*. Univ. de Paris-Sud, Dép. de Mathématique, 1979.
- [10] Richard P. Brent. *Algorithms for Minimization Without Derivatives*. Prentice-Hall, 1972.
- [11] Olivier Catoni. Challenging the empirical mean and empirical variance: A deviation study. *Annales de l’Institut Henri Poincaré, Probabilités et Statistiques*, 48(4):1148–1185, November 2012.
- [12] Purvasha Chakravarti, Sivaraman Balakrishnan, and Larry Wasserman. Gaussian Mixture Clustering Using Relative Tests of Fit. *arXiv:1910.02566 [stat]*, October 2019.
- [13] Luc Devroye and Gábor Lugosi. *Combinatorial Methods in Density Estimation*. Springer Series in Statistics. Springer, New York, NY, 2001.
- [14] David L. Donoho and Richard C. Liu. The "Automatic" Robustness of Minimum Distance Functionals. *Annals of Statistics*, 16(2):552–586, June 1988.
- [15] Robin Dunn, Aaditya Ramdas, Sivaraman Balakrishnan, and Larry Wasserman. Gaussian universal likelihood ratio testing. *Biometrika*, 2022.
- [16] David A. Freedman. On The So-Called “Huber Sandwich Estimator” and “Robust Standard Errors”. *The American Statistician*, 60(4):299–302, November 2006.
- [17] Arthur Gretton, Karsten M. Borgwardt, Malte J. Rasch, Bernhard Schölkopf, and Alexander Smola. A Kernel Two-Sample Test. *Journal of Machine Learning Research*, 13(25):723–773, 2012.
- [18] Frank R. Hampel, Elvezio M. Ronchetti, Peter J. Rousseeuw, and Werner A. Stahel. *Robust Statistics: The Approach Based on Influence Functions*. John Wiley & Sons, September 2011.
- [19] Wassily Hoeffding. Probability Inequalities for Sums of Bounded Random Variables. *Journal of the American Statistical Association*, 58(301):13–30, 1963.

- [20] Peter J. Huber. A Robust Version of the Probability Ratio Test. *The Annals of Mathematical Statistics*, 36(6):1753–1758, December 1965.
- [21] Peter J. Huber. *Robust Statistics*. John Wiley & Sons, 1981.
- [22] Edward H. Kennedy, Sivaraman Balakrishnan, and Max G’Sell. Sharp instruments for classifying compliers and generalizing causal effects. *The Annals of Statistics*, 48(4):2008–2030, August 2020.
- [23] B. J. K. Kleijn and A. W. van der Vaart. Misspecification in infinite-dimensional Bayesian statistics. *Annals of Statistics*, 34(2):837–877, April 2006.
- [24] B. J. K. Kleijn and A. W. van der Vaart. The Bernstein-Von-Mises theorem under misspecification. *Electronic Journal of Statistics*, 6:354–381, 2012.
- [25] Arun K. Kuchibhotla and Qingqing Zheng. Near-Optimal Confidence Sequences for Bounded Random Variables. In *Proceedings of the 38th International Conference on Machine Learning*, pages 5827–5837. PMLR, July 2021.
- [26] Arun Kumar Kuchibhotla, Sivaraman Balakrishnan, and Larry Wasserman. The HulC: Confidence Regions from Convex Hulls, May 2021.
- [27] L. Le Cam. Convergence of Estimates Under Dimensionality Restrictions. *The Annals of Statistics*, 1(1):38–53, January 1973.
- [28] Michel Ledoux and Michel Talagrand. *Probability in Banach Spaces: Isoperimetry and Processes*. Springer Science & Business Media, 1991.
- [29] Qiang Jonathan Li. *Estimation of mixture models*. Yale University, 1999.
- [30] Gábor Lugosi and Shahar Mendelson. Risk minimization by median-of-means tournaments. *Journal of the European Mathematical Society*, 22(3):925–965, December 2019.
- [31] Andreas Maurer and Massimiliano Pontil. Empirical Bernstein Bounds and Sample Variance Penalization. *arXiv:0907.3740 [stat]*, July 2009.
- [32] P. Warwick Millar. Robust estimation via minimum distance methods. *Zeitschrift für Wahrscheinlichkeitstheorie und Verwandte Gebiete*, 55(1):73–89, February 1981.
- [33] Alfred Müller. Integral Probability Metrics and Their Generating Classes of Functions. *Advances in Applied Probability*, 29(2):429–443, 1997.
- [34] William C. Parr and William R. Schucany. Minimum Distance and Robust Estimation. *Journal of the American Statistical Association*, 75(371):616–624, September 1980.
- [35] V. V. Petrov. *Sums of Independent Random Variables*. Springer Berlin Heidelberg, 1975.
- [36] Iosif Pinelis. An optimal three-way stable and monotonic spectrum of bounds on quantiles: A spectrum of coherent measures of financial risk and economic inequality. *arXiv:1310.6025 [math, q-fin, stat]*, October 2013.
- [37] Alessandro Rinaldo, Larry Wasserman, and Max G’Sell. Bootstrapping and sample splitting for high-dimensional, assumption-lean inference. *The Annals of Statistics*, 47(6):3438–3469, December 2019.

- [38] John Tukey. Mathematics and picturing data. *Proceedings of the 1975 International Congress of Mathematics*, 2:523–531, 1975.
- [39] A. W. van der Vaart. *Asymptotic Statistics*. Cambridge Series in Statistical and Probabilistic Mathematics. Cambridge University Press, Cambridge, 1998.
- [40] AW van der Vaart, Aad van der Vaart, and Jon Wellner. *Weak Convergence and Empirical Processes: With Applications to Statistics*. Springer Science & Business Media, March 1996.
- [41] Larry Wasserman, Aaditya Ramdas, and Sivaraman Balakrishnan. Universal inference. *Proceedings of the National Academy of Sciences*, 117(29):16880–16890, July 2020.
- [42] Ian Waudby-Smith and Aaditya Ramdas. Estimating means of bounded random variables by betting. *Journal of the Royal Statistical Society Series B: Statistical Methodology*, page qkad009, February 2023.
- [43] Halbert White. Maximum Likelihood Estimation of Misspecified Models. *Econometrica*, 50(1):1–25, 1982.
- [44] Yannis G. Yatracos. Rates of Convergence of Minimum Distance Estimators and Kolmogorov’s Entropy. *Annals of Statistics*, 13(2):768–774, June 1985.

A Proofs from Section 3

A.1 Example 1

Proof. Note that the KL projection $\tilde{P} = \text{Bern}(1/2)$. Consider the event E where all of the observed samples X_1, \dots, X_n are 0. We can see that,

$$\mathbb{P}_{P^*}(E) = 1 - \mathbb{P}_{P^*} \left(\sum_{i=1}^n X_i > 0 \right) \geq 1 - \mathbb{E}_{P^*} \left[\sum_{i=1}^n X_i \right] = 1 - n\epsilon_n.$$

Now, on the event E , it is clear that the MLE $\hat{P}_1 = \text{Bern}(0)$. Let us denote the split-sample universal set by $C_\alpha(X_1, \dots, X_n)$, where we assume for simplicity that \mathcal{D}_0 and \mathcal{D}_1 each have $n/2$ samples. We then have,

$$\mathbb{P}_{P^*}(\tilde{P} \notin C_\alpha(X_1, \dots, X_n) | E) = \mathbb{P}_{P^*}(\mathcal{L}_0(\tilde{P}) / \mathcal{L}_0(\hat{P}_1) \leq \alpha | E) = \mathbb{P}_{P^*}(1/2^{n/2} \leq \alpha | E) = 1,$$

for $n \geq 2 \log_2(1/\alpha)$. As a consequence, we can upper bound the coverage of the universal set by,

$$\mathbb{P}_{P^*}(\tilde{P} \notin C_\alpha(X_1, \dots, X_n)) \geq \mathbb{P}_{P^*}(E) \mathbb{P}_{P^*}(\tilde{P} \notin C_\alpha | E) \geq 1 - n\epsilon_n.$$

Thus, we see that if $0 < \epsilon_n \leq \beta/n$ for some $\beta > 0$, and $n \geq 2 \log_2(1/\alpha)$ then the universal set has coverage at most β . Choosing $\beta < (1 - \alpha)$ we see that the universal set fails to have its advertised coverage.

□

A.2 Example 2

Proof. The KL projection \tilde{P} is $\text{Bern}(3/4)$. For simplicity we suppose that n is even, and that \mathcal{D}_0 consists of the first $n/2$ samples and \mathcal{D}_1 consists of the remaining samples. For a constant $\beta > 0$, let us consider the events E_0, E_1 defined as,

$$E_0 = \mathbb{I} \left(\sum_{i=1}^{n/2} X_i < n/4 - \beta\sqrt{n} \right)$$

$$E_1 = \mathbb{I} \left(\sum_{i=n/2}^n X_i < n/4 \right).$$

When events E_0 and E_1 hold we can see that the universal set $C_\alpha(X_1, \dots, X_n)$ fails to cover \tilde{P} . In more detail, on the event E_1 the MLE, \hat{P}_1 is $\text{Bern}(1/4)$ and thus,

$$\begin{aligned} \mathbb{P}_{P^*}(\tilde{P} \notin C_\alpha(X_1, \dots, X_n) | E_0, E_1) &= \mathbb{P}_{P^*}(\mathcal{L}_0(\tilde{P}) / \mathcal{L}_0(\hat{P}_1) \leq \alpha | E_0, E_1) \\ &\leq \mathbb{P}_{P^*}(1/3^{2\beta\sqrt{n}} \leq \alpha) = 1, \end{aligned}$$

provided that $n \geq (\log_3(1/\alpha))^2 / (4\beta^2)$. Thus, it suffices to show that E_0 and E_1 happen with sufficiently large probability.

Using the fact that the Total Variation distance between the n -fold product measures,

$$\text{TV}(\text{Bern}(1/2)^n, \text{Bern}(1/2 + \epsilon_n)^n) \leq n\epsilon_n,$$

we can reason instead about the probability of the events E_0 and E_1 when drawing samples from $\text{Bern}(1/2)$, and account for the difference using the Total Variation. Combining this fact with the standard Berry-Esseen bound applied to Bernoulli sums, together with some simple algebraic manipulations, we obtain that for some universal constant $C > 0$,

$$P(E_0 \cup E_1) \geq P(Z < 0) \times P(Z < -2\sqrt{2}\beta) - \frac{2C}{\sqrt{n}} - n\epsilon_n.$$

Thus, choosing $\epsilon_n \ll 1/n$, and β to be a sufficiently small constant, when n is sufficiently large, we obtain that,

$$P(E_0 \cup E_1) \geq \frac{1}{8},$$

and thus that,

$$P(\tilde{P} \notin C_\alpha(X_1, \dots, X_n)) \geq 1/8. \quad \square$$

B Proofs from Section 4

In this section, we formally verify the claim that the universal set typically includes both the pilot and the projection distribution. We first define the ρ -diameter of the set C as $\text{diam}_\rho(C) = \sup_{P_a, P_b \in C} \rho(P_a \| P_b)$.

Proposition 7. *Let $\hat{P}_1 \in \mathcal{P}$ be any estimate of \tilde{P} based on \mathcal{D}_1 . Then, the exact robust universal confidence set $C_{\alpha, n}$ defined in (11) has diameter at least $\rho(\tilde{P} \| \hat{P}_1)$ with P^* -probability at least $1 - 2\alpha$:*

$$\inf_{P^* \in \mathcal{Q}} \mathbb{P}_{P^*} \left(\text{diam}_\rho(C_{\alpha, n}) \geq \rho(\tilde{P} \| \hat{P}_1) \right) \geq 1 - 2\alpha.$$

Proof. Following a similar argument to that in the proof of Theorem 1, notice that for any $P^* \in \mathcal{Q}$, $\mathbb{P}_{P^*}(\widehat{P}_1 \notin C_{\alpha,n} \mid \mathcal{D}_1) \leq \alpha$. Together with a union bound, we obtain that both \widetilde{P} and \widehat{P}_1 are included in the set $C_{\alpha,n}$ with P^* -probability at least $1 - 2\alpha$ (conditionally on \mathcal{D}_1), and on this event, the diameter of the set is at least $\rho(\widetilde{P} \parallel \widehat{P}_1)$ in expectation. \square

C Proofs from Section 5

C.1 Proof of Theorem 3

Proof. We first work conditional on the sample \mathcal{D}_1 used to construct the pilot estimate \widehat{P}_1 . Let us define

$$M_{P,\delta,\xi} := \mathbb{E}_{P^*}[|T_i(P, \widehat{P}_1) + Z_i\delta - \mathbb{E}_{P^*}T(P, \widehat{P}_1)|^{2+\xi} \mid \mathcal{D}_1].$$

Due to the added Gaussian noise, the variance $M_{P,\delta,0}$ is always strictly positive (i.e., larger than δ^2). By Minkowski's inequality, conditional on \mathcal{D}_1 , we have

$$M_{P,\delta,\xi} \leq \left[\left(\mathbb{E}_{P^*} \left| T_i(P, \widehat{P}_1) - \mathbb{E}_{P^*}T_i(P, \widehat{P}_1) \right|^{2+\xi} \mid \mathcal{D}_1 \right)^{\frac{1}{2+\xi}} + \delta \left(\mathbb{E}|Z|^{2+\xi} \right)^{\frac{1}{2+\xi}} \right]^{2+\xi}.$$

This means that for assumed \mathcal{Q} , there exists a universal constant C_M such that (conditionally on \mathcal{D}_1) the $2 + \xi$ moment of corrupted statistic $T_i(P, \widehat{P}_1) + \delta Z_i$ is uniformly bounded by C_M for all $P \in \mathcal{P}$.

Conditionally on \mathcal{D}_1 , the generalized Berry-Esseen bound for the studentized statistic [6, 35] yields that, for a universal constant C' ,

$$\sup_t \left| \mathbb{P}_{P^*} \left(\frac{\overline{T}_{n_0,\delta}(P, \widehat{P}_1) - \mathbb{E}_{P^*}T(P, \widehat{P}_1)}{\widehat{s}_{P,\delta}} \geq t \mid \mathcal{D}_1 \right) - P(Z \geq t) \right| \leq \frac{C' M_{P,\delta,\xi}}{n_0^{\xi/2} \delta^{2+\xi}} \leq C n_0^{-\xi/2},$$

where $C = C' C_M \delta^{-(2+\xi)}$.

This holds in particular for $\widetilde{P} \in \mathcal{P}$. Consequently, we see that,

$$\begin{aligned} \inf_{P^* \in \mathcal{Q}} \mathbb{P}_{P^*}(\widetilde{P} \in \widehat{C}_{\text{KLREDI},n}) &= \inf_{P^* \in \mathcal{Q}} \mathbb{E}_{P^*}[\mathbb{P}_{P^*}(\widetilde{P} \in \widehat{C}_{\text{KLREDI},n} \mid \mathcal{D}_1)] \\ &\geq 1 - \sup_{P^* \in \mathcal{Q}} \mathbb{E}_{P^*}[\mathbb{P}_{P^*}(\widetilde{P} \notin \widehat{C}_{\text{KLREDI},n} \mid \mathcal{D}_1)] \\ &\geq 1 - [\alpha - C n^{-\xi/2}], \end{aligned}$$

as claimed. \square

C.2 Proof of Proposition 3

Proof. Recall that $X_i \stackrel{iid}{\sim} \text{Bern}(\epsilon_n)$ for $\epsilon_n \leq (1 - \alpha)/n$ and our hypothesized model is $\mathcal{P} = \{\text{Bern}(p) : p \in \{0, 1/2\}\}$. For a fixed $\beta > 0$,

$$\text{DP}_\beta(\text{Bern}(\epsilon_n) \parallel \text{Bern}(p)) = C + (p^{1+\beta} + (1-p)^{1+\beta}) - (1 + 1/\beta)[\epsilon_n p^\beta + (1 - \epsilon_n)(1-p)^\beta]$$

where $C = \sum_{x \in \{0,1\}} \epsilon_n^{(1+\beta)x} (1 - \epsilon_n)^{(1+\beta)(1-x)}$. The DP divergences from P^* to the elements of the working model are

$$\begin{aligned} \text{DP}_\beta(\text{Bern}(\epsilon_n) \parallel \text{Bern}(0)) &\propto 1 - (1 + 1/\beta)(1 - \epsilon_n) = (1 + 1/\beta)\epsilon_n - 1/\beta \\ \text{DP}_\beta(\text{Bern}(\epsilon_n) \parallel \text{Bern}(1/2)) &\propto -(1/2)^\beta / \beta. \end{aligned}$$

Therefore, the DP projection is

$$\tilde{P} = \begin{cases} \text{Bern}(0), & \text{if } \epsilon_n \leq (1 - (1/2)^\beta)/(1 + \beta), \\ \text{Bern}(1/2), & \text{otherwise.} \end{cases}$$

Since $\epsilon_n < (1 - \alpha)/n$, the projection will be $\text{Bern}(0)$ for any $\beta > 0$, provided that $n \geq (1 - \alpha)(1 + \beta)/(1 - (1/2)^\beta)$.

Now we turn our attention to constructing the DP REDI set. For any fixed $(P, Q) \in \mathcal{P}^2$, the split statistic is uniformly bounded, i.e., $|T_i(P, Q) - \mathbb{E}_{P^*} T(P, Q)| \leq 1 + 1/\beta$ since

$$\begin{aligned} T_i(P, Q) &= \sum_{x \in \{0,1\}} \left[(p^x (1-p)^{1-x})^{1+\beta} - (q^x (1-q)^x)^{1+\beta} \right] \\ &\quad - \left(1 + \frac{1}{\beta} \right) \left[(p^{X_i} (1-p)^{1-X_i})^\beta - q^{X_i} (1-q)^{1-X_i} \right] (X_i). \end{aligned}$$

By Hoeffding's inequality, $\hat{C}_{\text{DPREDI}, 1+1/\beta, n}$ ensures nominal coverage for any estimator \hat{P}_1 , since we have that:

$$\mathbb{P}_{P^*} \left(\tilde{P} \notin \hat{C}_{\text{DPREDI}, 1+1/\beta, n} \right) = \mathbb{E}_{P^*} \left(\mathbb{P}_{P^*} \left(\bar{T}_{n_0}(\tilde{P}, \hat{P}_1) > \frac{\beta + 1}{\beta} \sqrt{\frac{\log(1/\alpha)}{2n_0}} \mid \mathcal{D}_1 \right) \right) \leq \alpha.$$

□

C.3 Proof of Proposition 5

Proof. Note that Hellinger projection is $\text{Bern}(0)$ for $n > 6$ (as long as $\epsilon_n < 0.146$) since

$$\text{H}^2(\text{Bern}(\epsilon_n), \text{Bern}(0)) = 1 - \sqrt{1 - \epsilon_n}, \quad \text{H}^2(\text{Bern}(\epsilon_n), \text{Bern}(1/2)) = 1 - \sqrt{\epsilon_n/2} - \sqrt{(1 - \epsilon_n)/2}.$$

Similarly, ν -approximate Hellinger projection is $\text{Bern}(0)$ if $\epsilon_n < 0.051$ or \mathcal{P} otherwise. Hereafter we only consider $n > 20$ where $\tilde{P}_\nu = \tilde{P}$.

The minimum Hellinger Distance Estimator (MHDE) is

$$\arg \min_{p \in \{0, 1/2\}} \text{H}^2(\mathbb{P}_{n_1}, \text{Bern}(p)) = \arg \max_{p \in \{0, 1/2\}} \sqrt{p \bar{X}_{n_1}} + \sqrt{(1-p)(1 - \bar{X}_{n_1})}$$

where $\bar{X}_{n_1} = \sum_{i \in \mathcal{I}_1} X_i / n_1$. Thus,

$$\hat{P}_1 = \begin{cases} \text{Bern}(0), & \bar{X}_{n_1} < 0.5 - 1/(2\sqrt{2}) \approx 0.146 \\ \text{Bern}(1/2), & \text{Otherwise.} \end{cases}$$

This implies that the advertised coverage is guaranteed when $\bar{X}_{n_1} < 0.146$. Otherwise, Corollary 2 ensures the asymptotic (approximate) validity. □

C.4 Proof of Proposition 6

Proof. The proof follows directly by the triangle inequality.

$$\begin{aligned}
2\mathbb{E}_{P^*}T(P_0, P_1) &= \mathbb{E}_{P_0}f_{(P_0, P_1)}^* + \mathbb{E}_{P_1}f_{(P_0, P_1)}^* - 2\mathbb{E}_{P^*}f_{(P_0, P_1)}^* \\
&= 2 \left[\mathbb{E}_{P^*}f_{(P_0, P_1)}^* - \mathbb{E}_{P^*}f_{(P_0, P_1)}^* \right] - \mathbb{E}_P f_{(P_0, P_1)}^* - \mathbb{E}_{P_1} f_{(P_0, P_1)}^* \\
&= 2 \left[\mathbb{E}_{P^*}f_{(P_1, P_0)}^* - \mathbb{E}_P f_{(P_1, P_0)}^* \right] - \text{IPM}_{\mathcal{F}}(P_0, P_1) \\
&\leq 2\text{IPM}_{\mathcal{F}}(P^*, P_0) - \text{IPM}_{\mathcal{F}}(P_0, P_1) \\
&\leq 2\text{IPM}_{\mathcal{F}}(P^*, P_0) - [\text{IPM}_{\mathcal{F}}(P^*, P_1) - \text{IPM}_{\mathcal{F}}(P^*, P_0)] \quad (\text{by the triangle inequality}) \\
&= 3\text{IPM}_{\mathcal{F}}(P^*, P_0) - \text{IPM}_{\mathcal{F}}(P^*, P_1) \quad \square
\end{aligned}$$

D Proofs from Section 6

D.1 Proof of Theorem 5

Recall that the exact robust universal confidence set based on the Hoeffding bound is

$$\widehat{C}_{\rho_{\text{REDI}}, \sigma, n} = \left\{ P \in \mathcal{P} : \bar{T}_{n_0}(P, \widehat{P}_1) \leq B \sqrt{\frac{\log(1/\alpha)}{2n_0}} \right\}.$$

We denote $t_{\alpha, n} := B \sqrt{\frac{\log(1/\alpha)}{2n_0}}$ throughout the proof, and use \widehat{C} to denote $\widehat{C}_{\rho_{\text{REDI}}, B, n}$. Throughout the proof, we fix a projection distribution \widetilde{P} and assume an equal split between \mathcal{D}_0 and \mathcal{D}_1 .

Proof of Theorem 5. Denote $\delta_\nu(P, Q) = \rho(P^* \| P) - \nu \rho(P^* \| Q)$ for any $P, Q \in \mathcal{P}$. We want to show that, for fixed $\kappa > 0$, for some finite $M > 0$,

$$\mathbb{P}_{P^*} \left(\sup_{P \in \widehat{C}} \delta_\nu(P, \widetilde{P}) > M(\eta_n + \widetilde{\epsilon}_n) \right) \leq \kappa,$$

where $\widetilde{\epsilon}_n = \mathfrak{R}_n(\mathcal{F}_{T, \mathcal{P}}) \vee t_{\alpha, n}$ and for all n large enough.

Let the event E be $\delta_1(\widehat{P}_1, \widetilde{P}) \leq (M/\nu)\eta_n$ which happens with probability at least $1 - \kappa/2$. Then,

$$\begin{aligned}
\mathbb{P}_{P^*} \left(\sup_{P \in \widehat{C}} \delta_\nu(P, \widetilde{P}) > M(\eta_n + \widetilde{\epsilon}_n) \right) &\leq \mathbb{P}_{P^*} \left(\sup_{P \in \widehat{C}} \delta_\nu(P, \widetilde{P}) > M(\eta_n + \widetilde{\epsilon}_n) \mid E \right) + \frac{\kappa}{2} \\
&= \mathbb{P}_{P^*} \left(\sup_{P \in \widehat{C}} \delta_\nu(P, \widehat{P}_1) > M(\eta_n + \widetilde{\epsilon}_n) - \nu \delta_1(\widehat{P}_1, \widetilde{P}) \mid E \right) + \frac{\kappa}{2} \\
&\leq \mathbb{P}_{P^*} \left(\sup_{P \in \widehat{C}} \delta_\nu(P, \widehat{P}_1) > M\widetilde{\epsilon}_n \mid E \right) + \frac{\kappa}{2}. \quad (26)
\end{aligned}$$

Thus, it suffices to show that conditional on E , with P^* -probability at most $\kappa/2$, all $P \in \mathcal{P}$ such that $\delta_\nu(P, \widehat{P}_1) > M\widetilde{\epsilon}_n$ are not included in \widehat{C} . Hereafter we condition on event E .

Let $\mathcal{S}_\epsilon := \{P \in \mathcal{P} : \delta_\nu(P, \hat{P}_1) > \epsilon\}$. From Assumption 1, we have that

$$\begin{aligned} \mathbb{P}_{P^*} \left(\forall P \in \mathcal{S}_\epsilon, P \in \hat{C}_{\rho\text{REDI}, B, n} \mid \mathcal{D}_1 \right) &= \mathbb{P}_{P^*} \left(\sup_{P \in \mathcal{S}_\epsilon} \bar{T}_{n_0}(\hat{P}_1, P) \geq -t_{\alpha, n} \mid \mathcal{D}_1 \right), \\ &\leq \mathbb{P}_{P^*} \left(\sup_{P \in \mathcal{S}_\epsilon} \left[\bar{T}_{n_0}(\hat{P}_1, P) - \mathbb{E}_{P^*} T(\hat{P}_1, P) \right] \geq \epsilon - t_{\alpha, n} \mid \mathcal{D}_1 \right). \end{aligned}$$

where the inequality is from noticing that conditional on \mathcal{D}_1 , $\sup_{P \in \mathcal{S}_\epsilon} [-\mathbb{E}_{P^*} T(\hat{P}_1, P)] \geq \sup_{P \in \mathcal{S}_\epsilon} \delta_\nu(P, \hat{P}_1) \geq \epsilon$ by Assumption 2.

To ease the notation, denote the centered statistic as $\tilde{T}_P := \bar{T}_{n_0}(\hat{P}_1, P) - \mathbb{E}_{P^*} T(\hat{P}_1, P)$. Since $|T(\hat{P}_1, P)| \leq B$, any change in X_i can change $\sup_{P \in \mathcal{S}_\epsilon} \tilde{T}_P$ at most $2B/n_0$. By McDiarmid's inequality, we have that

$$\mathbb{P}_{P^*} \left(\sup_{P \in \mathcal{S}_\epsilon} \tilde{T}_P \geq \epsilon - t_{\alpha, n} \mid \mathcal{D}_1 \right) \leq \exp \left(- \frac{n \left(\epsilon - t_{\alpha, n} - \mathbb{E}_{P^*} \left[\sup_{P \in \mathcal{S}_\epsilon} \tilde{T}_P \right] \right)^2}{2B^2} \right). \quad (27)$$

Now we focus on bounding $\mathbb{E}_{P^*} [\sup_{P \in \mathcal{S}_\epsilon} |\tilde{T}_P|]$ (which is greater than $\mathbb{E}_{P^*} [\sup_{P \in \mathcal{S}_\epsilon} \tilde{T}_P]$). Let $\mathcal{F}_{T, \mathcal{P}} = \{T(\cdot; \hat{P}_1, P) : P \in \mathcal{P}\}$. The symmetrization lemma [Lemma 2.3.1, 40] states that

$$\mathbb{E}_X \sup_{f \in \mathcal{F}_{T, \mathcal{P}}} \frac{1}{n_0} \left| \sum_{i=1}^{n_0} [f(X_i) - \mathbb{E}_{P^*} f(X_i)] \right| \leq 2 \mathbb{E}_{X, \varepsilon} \sup_{f \in \mathcal{F}_{T, \mathcal{P}}} \left| \frac{1}{n_0} \sum_{i=1}^{n_0} R_i f(X_i) \right| := 2\mathfrak{R}_{n_0}(\mathcal{F}_{T, \mathcal{P}})$$

where R_i are iid Rademacher random variables. □

E Finite-sample valid confidence set for bounded test statistic

Suppose the split statistics are uniformly bounded, i.e., $|T_i(P)| \leq B$ for all i . Classic Cramér-Chernoff bounds yield finite-sample valid exact ($\nu = 1$) or approximate ($\nu > 1$) confidence sets.

Proposition 8 (Hoeffding [19]). \hat{C}_{HF} is a uniformly valid $1 - \alpha$ exact ($\nu = 1$) or approximate ($\nu > 1$) confidence set for \hat{P} where

$$\hat{C}_{\text{HF}} = \left\{ P \in \mathcal{P} : \bar{T}_{n_0}(P) \leq \sqrt{\frac{B^2}{2n_0} \log \left(\frac{1}{\alpha} \right)} \right\}. \quad (28)$$

Typically, Hoeffding's bound does not scale with the variance which results in a conservative confidence set. Confidence set based on Bernstein's inequality is given as follows.

Proposition 9 (Bernstein). \hat{C}_{BS} is a uniformly valid $1 - \alpha$ exact ($\nu = 1$) or approximate ($\nu > 1$) confidence set for \hat{P} where

$$\hat{C}_{\text{BS}} = \left\{ P \in \mathcal{P} : \bar{T}_{n_0}(P) \leq \sqrt{\frac{2S^2 \log(1/\alpha)}{n_0} + \frac{B^2}{9} \left(\frac{\log(1/\alpha)}{n_0} \right)^2} + \frac{B \log(1/\alpha)}{3n_0} \right\} \quad (29)$$

where $S^2 = S^2(P) = (c_1 \nu)^2 [\rho(P^* \| P) + \rho(P^* \| \hat{P}_1)]$.

However, \widehat{C}_{BS} above requires knowledge of P^* to compute S . Empirical Bernstein bounds [31, 42] address this issue.

Proposition 10 (Empirical Bernstein [42]). *Denote $\widetilde{T}_i(P, Q) = (T(X_i; P, Q) + B)/(2B)$. \widehat{C}_{EBS} is a valid $1 - \alpha$ confidence set for exact ($\nu = 1$) or approximate ($\nu > 1$) projection where*

$$\widehat{C}_{EBS} = \left\{ P \in \mathcal{P} : \sum_{i=1}^{n_0} \lambda_i \widetilde{T}_i(P, \widehat{P}_1) \leq \log(1/\alpha) + \sum_{i=1}^{n_0} v_i \psi_E(\lambda_i) \right\}, \quad (30)$$

$v_i = (\widetilde{T}_i(P, \widehat{P}_1) - \widetilde{T}_{i-1}(P, \widehat{P}_1))^2$, $\psi_E(\lambda) = -(\log(1 - \lambda) - \lambda)$, and

$$\lambda_i = \sqrt{\frac{2 \log(1/\alpha)}{n_0 \widehat{S}_{i-1}^2}} \wedge c, \quad \widehat{S}_i^2 = \frac{1/4 + \sum_{l=1}^i (\widetilde{T}_l - \widetilde{T}_l)^2}{i+1}, \quad \widetilde{T}_i = \frac{1}{i+1} \sum_{l=1}^i \widetilde{T}_l,$$

for some $c \in (0, 1)$.

When the variance or an upper bound of the variance is known, Bentkus's bound [7] is sharper than any Cramér-Chernoff type bounds. See Kuchibhotla and Zheng [25], Pinelis [36] for details. Define a Bernoulli random variable $G = G(S^2, B)$ as

$$\mathbb{P}(G = B) = \frac{S^2}{S^2 + B^2} := p_{SB}, \quad \mathbb{P}\left(G = -\frac{S^2}{B}\right) = 1 - p_{SB}$$

Proposition 11 (Bentkus [7]). *\widehat{C}_{BK} is a valid $1 - \alpha$ confidence set for is a valid $1 - \alpha$ confidence set for exact ($\nu = 1$) or approximate ($\nu > 1$) projection where*

$$\widehat{C}_{BK} = \left\{ P \in \mathcal{P} : \bar{T}_{n_0}(P, \widehat{P}_1) \leq q(\alpha) \right\} \quad (31)$$

where $q(\alpha)$ is the solution to

$$P_2 \left(u; \sum_{i \in \mathcal{I}_0} G_i \right) := \inf_{t \leq u} \frac{\mathbb{E}_{P^*} (\sum_{i \in \mathcal{I}_0} G_i - t)_+^2}{(u - t)_+^2} = \alpha,$$

and $S^2 = S^2(P) = (c_1 \nu)^2 [\rho(P^* \| P) + \rho(P^* \| \widehat{P}_1)]$.

As in the case of Bernstein's bound (29), Bentkus's bound (31) requires prior knowledge of P^* to compute the variance S . The empirical Bentkus's bound [25] addresses this by taking the union bound on variance over-estimation and the Bentkus's inequality. Following Kuchibhotla and Zheng [Lemma F.1, 25] define the over-estimator of S as, for $\delta \in [0, 1]$,

$$\widehat{S}_n(\delta) = \sqrt{\widehat{S}_{n_0}^2 + g_{2, n_0}(\delta)} + g_{2, n_0}(\delta), \quad \widehat{S}_n^2 = \frac{1}{\lfloor n/2 \rfloor} \sum_{i=1}^{\lfloor n/2 \rfloor} \frac{(T_{2i} - T_{2i-1})^2}{2},$$

where $g_{2, n}(\delta) := B(\sqrt{2n})^{-1} \sqrt{\lfloor n/2 \rfloor} \Phi^{-1}(1 - 2\delta/e^2)$ and Φ is the cdf of a standard Gaussian.

Proposition 12 (Empirical Bentkus [25]). *\widehat{C}_{EBK} is a valid $1 - \alpha$ confidence set for is a valid $1 - \alpha$ confidence set for exact ($\nu = 1$) or approximate ($\nu > 1$) projection where for some $\delta \in [0, 1]$,*

$$\widehat{C}_{EBK} = \left\{ P \in \mathcal{P} : \bar{T}_{n_0}(P, \widehat{P}_1) \leq q(\alpha - \delta) \right\} \quad (32)$$

where $q(\alpha - \delta)$ is the solution to

$$P_2 \left(u; \sum_{i \in \mathcal{I}_0} G_i \left(\widehat{S}_*^2(\delta), B \right) \right) = \alpha - \delta.$$

with $\widehat{S}_*(\delta) := \min_{1 \leq i \leq n_0} \widehat{S}_i(\delta)$.

In Section 7, we choose $\delta = \alpha/3$ to construct the empirical Bentkus's bound-based TV REDI set.

F Crossfit REDI set

Despite universal inference holds for any \widehat{P}_1 , let us assume we choose \widehat{P}_1 such that $\sup_{P \in \mathcal{P}} \|T(\cdot; P, \widehat{P}_1) - T(\cdot; P, \widetilde{P})\|_{L_2(P^*)} = o(1)$. For any fixed $P \in \mathcal{P}$, consider the following decomposition:

$$\begin{aligned} & \mathbb{P}_{n_0} T(\cdot; P, \widehat{P}_1) - \mathbb{P}_{P^*} T(\cdot; P, \widetilde{P}) \\ &= (\mathbb{P}_{n_0} - \mathbb{P}_{P^*}) [T(\cdot; P, \widehat{P}_1) - T(\cdot; P, \widetilde{P})] + \mathbb{P}_{P^*} [T(\cdot; P, \widehat{P}_1) - T(\cdot; P, \widetilde{P})] + (\mathbb{P}_{n_0} - \mathbb{P}_{P^*}) T(\cdot; P, \widetilde{P}). \end{aligned}$$

The first term is the empirical process which is $o_{P^*}(1/\sqrt{n_0})$ applying Lemma 2 of Kennedy et al. [22]. The second part is the bias which is $o(1)$ from our choice of \widehat{P}_1 . The last term yields the CLT.

Now let $\overline{T}_{n_1}(P; \widehat{P}_0) := \sum_{i \in \mathcal{I}_1} T(X_i; P, \widehat{P}_0)/n_1$ where we change the role of \mathcal{D}_0 and \mathcal{D}_1 . Define a cross-fitting estimator as

$$\overline{T}_n^\times(P) = \frac{n_1 \overline{T}_{n_1}(P; \widehat{P}_0) + n_0 \overline{T}_{n_0}(P; \widehat{P}_1)}{n}.$$

The $n(\overline{T}_n^\times(P) - \mathbb{P}_{P^*} T(\cdot; P, \widetilde{P}))$ has the following decomposition:

$$\begin{aligned} & n_0(\mathbb{P}_{n_0} - \mathbb{P}_{P^*}) [T(\cdot; P, \widehat{P}_1) - T(\cdot; P, \widetilde{P})] + n_1(\mathbb{P}_{n_1} - \mathbb{P}_{P^*}) [T(\cdot; P, \widehat{P}_0) - T(\cdot; P, \widetilde{P})] \\ &+ n_0 \mathbb{P}_{P^*} [T(\cdot; P, \widehat{P}_1) - T(\cdot; P, \widetilde{P})] + n_1 \mathbb{P}_{P^*} [T(\cdot; P, \widehat{P}_0) - T(\cdot; P, \widetilde{P})] \\ &+ n(\mathbb{P}_n - \mathbb{P}_{P^*}) T(\cdot; P, \widetilde{P}). \end{aligned}$$

Similarly, both empirical process terms in the first line are $o_{P^*}(1/\sqrt{n})$, and bias terms in the second line are $o(1)$. Thus, we left with the same CLT term. The decomposition implies that as long as one chooses a “good” candidate estimator, cross-fit estimator also provides an asymptotically (uniformly) valid inference on \widetilde{P} . Construct a *cross-fit ρ -REDI set* as follows:

$$C_{\rho\text{REDI}, \alpha, n}^\times = \left\{ P \in \mathcal{P} : \overline{T}_n^\times(P) \leq z_\alpha \frac{\widehat{s}_P^\times}{\sqrt{n}} \right\}. \quad (33)$$

where $\widehat{s}_P^{\times 2} = [\widehat{\mathbb{V}}_{P^*}(T(X; P, \widehat{P}_1)) + \widehat{\mathbb{V}}_{P^*}(T(X; P, \widehat{P}_0))]/2$ is a consistent estimator of $\mathbb{V}_{P^*}(T(X; P, \widetilde{P}))$.

G Additional results and technical details on numerical studies

G.1 Computational detail

We adopt a heuristic search method for finding a confidence set in multivariate parameter space. For brevity, we explain the procedure in 2 dimensions, but the procedure can be

straightforwardly extended to higher dimensions. From the observation that when $\hat{\theta}_1$ is close to $\tilde{\theta}$, i.e., $\rho(P^* \| P_{\hat{\theta}_1}) \leq \nu \rho(P^* \| \tilde{P})$ as seen in the proof of Theorem 2, $\bar{T}_{n_0}(\hat{\theta}_1) = 0$ for split statistics that satisfies Assumption 1 and 2. Therefore, we construct a star-convex confidence set that always includes $\hat{\theta}_1$. We construct the rays originate from $\hat{\theta}_1$, i.e., $R_\omega = \{\theta \in \Theta : r_\omega^\top(\theta - \hat{\theta}_1) = 0, r \geq 0\}$ where $r_\omega = (r \sin \omega, -r \cos \omega)$ for angle $\omega \in [-\pi, \pi]$. For each ω , we find a root of an evidence function $\text{ev}(\theta) = \bar{T}_{n_0}(\theta) - t_\alpha(\theta)$ using Brent's method [10] on R_ω constrained with radius r varying from 0 (corresponding $\theta = \hat{\theta}_1$) to some $r_0 > 0$ such that the corresponding θ_0 satisfies $\text{ev}(\theta_0) > 0$.

G.2 Gaussian contamination - Location family

Consider a Gaussian location family $\mathcal{P} = \{\mathcal{N}(\theta, 1) : \theta \in \mathbb{R}\}$ where the variance is fixed to that of uncontaminated distributions. Figure 9 shows the projection parameters along with those of contaminated and uncontaminated distributions. The mean of contaminated distribution and that of uncontaminated distributions are the same for Cases 1 and 3 but not for Case 2. This leads to the interesting observation that forward KL projection is the closest to the uncontaminated distribution in Case 3 unlike location-scale family in Figure 6, Section 7.2.

Figure 9: Parameters of projections (KL, DP_β , H^2 , TV), contaminated distribution (\tilde{P}), and uncontaminated distribution (P_{clean}^*). Parameters corresponding to \tilde{P}_ν for Hellinger and TV distance are given in intervals.

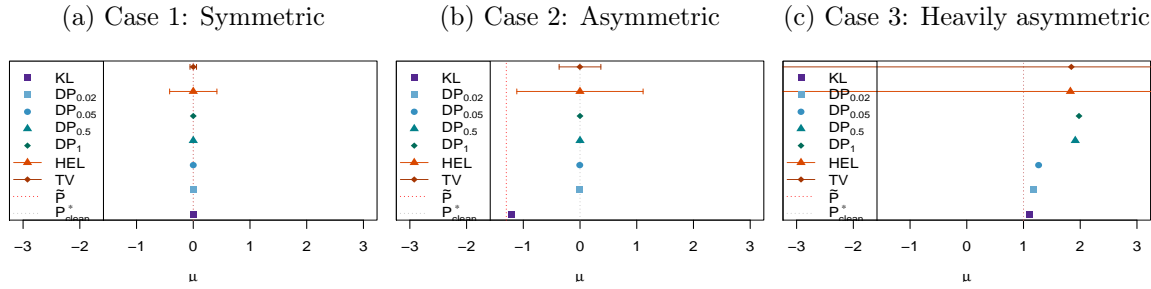


Figure 10 summarizes the performance of confidence sets targeting the forward KL or DP projection over 1000 replications. Clearly, split LRT fails to attain the nominal coverage even for a large enough sample size. All other REDI sets achieve the nominal coverage for moderate to large sample size. \hat{C}_{DPREDI} are shorter than \hat{C}_{KLREDI} and even than the invalid split LRT set for Cases 2 and 3.

Figure 10: Performance of confidence sets (\hat{C}_{sLRT} , \hat{C}_{KLREDI} , \hat{C}_{DPREDI} , \hat{C}_{DPWALD}) of forward KL and DP projections on contamination examples over 1000 replications. (Top) Empirical coverage. (Middle) Median ρ -size. (Bottom) Median L_2 interval width

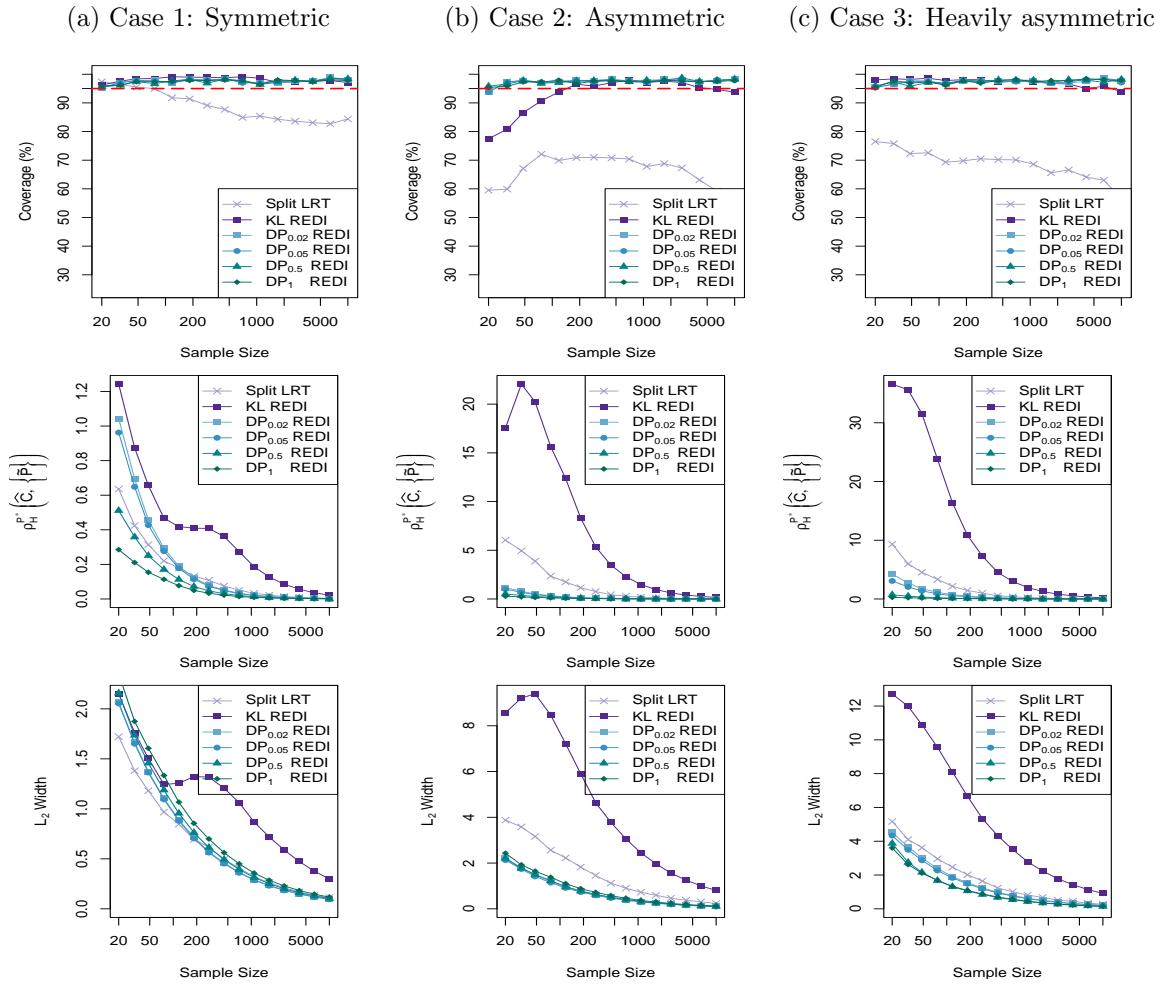


Figure 11: Performance of confidence sets of Hellinger and TV projections on contamination examples over 1000 replications. (Top) Median ρ -diameter. (Bottom) Median interval width

