

Two distinct transitions in a population of coupled oscillators with turnover: desynchronization and stochastic oscillation quenching

Ayumi Ozawa* and Hiroshi Kori

Graduate School of Frontier Sciences, The University of Tokyo, Chiba 277-8561, Japan

(Dated: March 26, 2024)

Synchronization, which is caused by mutual coupling, and turnover, which is the replacement of old components with new ones, are observed in various open systems consisting of many components. Although these phenomena can co-occur, the interplay of coupling and turnover has been overlooked. Here, we analyze coupled phase oscillators with turnover and reveal that two distinct transitions occur, depending on both coupling and turnover: desynchronization and what we name stochastic oscillation quenching. Importantly, the latter requires both the turnover and coupling to be sufficiently intense.

Introduction The emergence of order in open systems comprising many interacting units is widely observed in nature. In particular, mutual synchronization is observed in a wide range of coupled oscillator systems [1], from biological systems [2, 3] to social [4] and artificial ones [5, 6]. Another phenomenon broadly observed in open many-body systems is turnover owing to the addition and removal of components. Examples include the protein and cell turnover in biological systems [7, 8]. Other examples are found in social [9, 10] and bio-inspired chemical systems [11]. Further, a growing population may be effectively modeled as a system with turnover when the growth causes the dilution of components [12, 13]. These two phenomena, mutual synchronization and turnover, may manifest in the same system, and their time scales are not always clearly separated. For example, KaiC proteins in a cyanobacterial cell exhibit a collective rhythm of phosphorylation and dephosphorylation with a period of approximately 24h, and their average half-life has been estimated to be approximately 10h [14].

Recent studies have revealed that turnover can deteriorate the collective oscillation; it has been shown numerically [12] and experimentally [15] that the synchronous phosphorylation-dephosphorylation cycle of KaiC proteins loses robustness when the turnover rate is a sufficiently large constant. Moreover, Ref. [12] has suggested that their collective oscillation disappears when the turnover rate is further increased. However, little attention has been paid to the synergistic effect of the interaction among oscillators, which is essential for mutual synchronization, and the turnover. In particular, these previous studies lack analyses on how the effect of the turnover changes as the properties of the coupling are varied.

In this regard, we study a simple model of coupled phase oscillators with turnover and show that their collective oscillation disappears via two distinct transitions depending on both the coupling and turnover. For sufficiently small coupling strengths, the collective oscillation is lost via desynchronization [16] as the turnover rate increases, while for stronger coupling strengths, we may observe what we refer to in this study as *stochastic oscillation quenching* (SOQ), which can be interpreted as a stochastic analog of oscillation quenching [17]. Interestingly, SOQ may be induced not only by increasing the turnover rate but also by strengthening the interaction among oscillators. Thus, this extinction of the collective oscillation is caused by a synergistic effect of the turnover and coupling. Our model is based on the Kuramoto model [18–21], which has been successfully applied to investigate synchronization in various systems [1, 3, 4, 6, 16, 22, 23], and incorporates the effect of the turnover as stochastic resetting [24, 25]. The tractability of the model enables us to obtain transition curves.

The Kuramoto model with turnover The dynamics of N identical Kuramoto oscillators are given as follows [16, 18]:

$$\frac{d\theta_i}{dt} = \omega + \frac{\kappa}{N} \sum_{j=1}^N \sin(\theta_j - \theta_i), \quad (1)$$

where θ_i ($i = 1, 2, \dots, N$) is the phase of the i th oscillator, $\omega \neq 0$ is the natural frequency of the oscillators, and $\kappa \geq 0$ represents the coupling strength. The Kuramoto model exhibits mutual synchronization and has the advantage of ease of analytical treatment [21]. However, modeling the turnover of such oscillators in a tractable manner is a non-trivial problem because the removal and addition of oscillators involve changes in the number of variables comprising the dynamical system. We circumvent this difficulty by constructing a model as follows.

Suppose one of the oscillators is randomly chosen and replaced by a new oscillator. This event is equivalent to resetting the phase of the selected oscillator to that of the newly added oscillator. Hence, as a model for oscillators with turnover, we adopt a system that involves phase resetting. Specifically, we consider a population of Kuramoto oscillators where each oscillator experiences a reset event with probability αdt during an infinitely short time width

dt . In other words, the resetting events are such that αN oscillators are expected to be substituted per unit time. Such dynamics can be described by the following Itô stochastic differential equation with jumps:

$$d\theta_i = \left[\omega + \frac{\kappa}{N} \sum_{j=1}^N \sin(\theta_j - \theta_i) \right] dt + (-\theta_i + \phi_i) dP_i(\phi_i; \alpha), \quad (2)$$

where $dP_i(\phi_i; \alpha)$ is the differential of a marked Poisson process $P_i(\phi_i; \alpha)$ with intensity α , describing the resets of the i th oscillator. The number of resetting events during a period Δt obeys the Poisson distribution with intensity $\alpha \Delta t$, and the value of the random variable ϕ_i , which is called the mark [27] of the Poisson process P_i , is drawn from a distribution $f(\phi)$ upon each resetting event. When a resetting event of the i th oscillator occurs, θ_i changes by $-\theta_i + \phi_i$. Thus, ϕ_i is a random variable corresponding to the phase of the i th oscillator just after its reset. Hereinafter, we refer to α as the turnover rate. Note that the resetting events occur independently, i.e., the counting processes $\{P_i(\phi_i; \alpha)\}_{i=1}^N$ are independent and the values of the marks at different resetting events are independently drawn from $f(\phi)$.

Equation (2) was simulated [41] using Euler-Maghsoodi method [26]. Consistent with previous work [12], the increase in the turnover rate α in Eq. (2) causes the extinction of the macroscopic oscillation. The snapshots of the phase distribution in FIG. 1(a,b) indicate that the distribution for $\alpha = 0.1$ has a sharp peak and changes with time, whereas that for $\alpha = 0.3$ is almost uniform and steady. In the numerical simulation, we adopted $f(\phi)$ with the form of a Poisson kernel:

$$f(\phi) = \frac{1}{2\pi} \frac{1 - \sigma^2}{1 - 2\sigma \cos \phi + \sigma^2}, \quad (3)$$

where σ determines the sharpness of $f(\phi)$; $f(\theta) = 1/(2\pi)$ for $\sigma = 0$ and $f(\theta) \rightarrow \delta(\theta)$ as $\sigma \rightarrow 1$. Similar results were obtained for other unimodal distributions (not shown here).

Let us quantify the macroscopic oscillation by introducing the complex order parameter r , Kuramoto order parameter R , and mean phase Θ as follows [16, 20]:

$$r(t) = R(t)e^{i\Theta(t)} := \frac{1}{N} \sum_{j=1}^N e^{i\theta_j(t)}. \quad (4)$$

According to this definition, R reflects the coherence of the phases; $R = 0$ when the phases are uniformly distributed, and $R = 1$ when all oscillators have the same phase. Note that the system without turnover, Eq. (1), has a stable synchronized oscillatory solution with $R(t) = 1$ and $\Theta(t) = \Theta(0) + \omega t$. The time series of $\text{Re}(r)$ oscillates for $\alpha = 0.1$, whereas it remains constant for $\alpha = 0.3$; see Fig. 1(c).

We define the intensity of the macroscopic oscillation as the fluctuation of r :

$$Q := \sqrt{\langle |r - \langle r \rangle_t|^2 \rangle_t}, \quad (5)$$

where $\langle \rangle_t$ denotes the long-time average. Note that $Q = 0$ if r is constant. As shown in Fig. 2, the dependence of Q on phase resetting changes qualitatively as the coupling strength κ varies. For sufficiently small κ , the value of Q is hardly affected by the width σ of the distribution f and gradually decreases as α increases. In contrast, for larger values of κ , σ also affects Q ; when $\sigma \simeq 0$, Q gradually decreases as α increases (Fig. 2(a)), whereas Q suddenly drops to near 0 when $\sigma \simeq 1$ (Fig. 2(b)). The choice of initial conditions does not seem to affect the results; completely synchronized initial conditions, $\theta_1(0) = \theta_1(0) \cdots = \theta_N(0) = 0$, yielded almost the same results as in FIG. 2, where the initial phase distribution was set to the uniform distribution. Additionally, no hysteresis was observed when the value of α was varied backward and forward near the transition point (not shown here).

Mean-field approximation To analyze these transitions, let us reduce the system by employing a mean-field approximation in the same manner as in [28]. First, let $p(\boldsymbol{\theta}, t)$ and $p_i(\theta_i, t)$ be the probability density function for $\boldsymbol{\theta} := (\theta_1, \theta_2, \dots, \theta_N)$ at time t and its marginalization over all phase variables except θ_i , respectively. From Eq. (2), the time evolution of $p_i(\theta_i, t)$ is given by

$$\frac{\partial p_i}{\partial t} = -\frac{\partial}{\partial \theta_i} \left[\int_{S_i} p(\boldsymbol{\theta}, t) v_i(\boldsymbol{\theta}) d\boldsymbol{\theta} \right] + \alpha f - \alpha p_i, \quad (6)$$

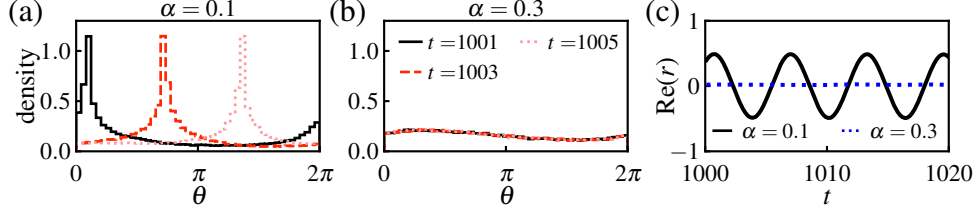


FIG. 1: An increase in the turnover rate α quenches the collective oscillation. (a), (b) Snapshots of the phase distribution for $t = 1001$, $t = 1003$, and $t = 1005$, obtained from the numerical simulation of Eq. (2) by the Euler—Maghsoodi method [26]. These panels share the same legend. (a) The propagation of the distinct peak of the distribution is observed for $\alpha = 0.1$. (b) For $\alpha = 0.3$, the distribution is steady and flatter compared to that for $\alpha = 0.1$. (c) Time series of the real part of the complex order parameter r . The black solid and blue dotted curves illustrate the dynamics of $\text{Re}(r)$ for $\alpha = 0.1$ and $\alpha = 0.3$, respectively. The oscillation observed for $\alpha = 0.1$ disappears for $\alpha = 0.3$. In all the simulations, the initial state is the uniform distribution. Other parameters are $\omega = 1$, $\kappa = 0.3$, $\sigma = 0.5$, and $N = 50000$.

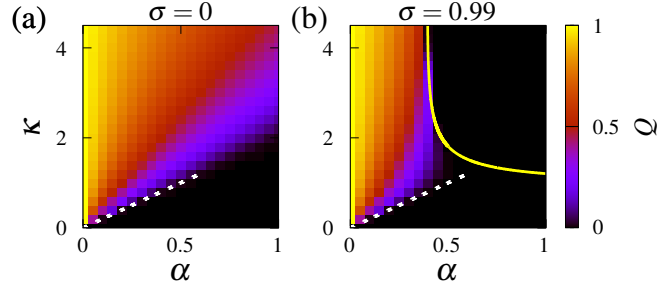


FIG. 2: Two transition curves explain the disappearance of the collective oscillation. The index Q of the intensity of the collective oscillation, defined by Eq. (5), is averaged over 5 realizations of the Poisson processes and shown in color scale for (a) $\sigma = 0$ and (b) $\sigma = 0.99$. When α and κ are sufficiently small, the critical coupling strengths below which Q vanishes coincide with the desynchronization transition curve, $\kappa = \kappa_c$, which is shown via a white dotted line in both panels. In contrast, when κ is sufficiently large, the boundary of the region of collective oscillation depends on σ ; in (a), the boundary depends on κ almost linearly even for $\alpha \sim 1$, while in (b), another transition curve in addition to $\kappa = \kappa_c$ is needed to fully describe the boundary. The supplementary curve obtained by analyzing SOQ is illustrated by a yellow solid curve. The initial condition is set to the uniform distribution. Other parameters are $\omega = 1$ and $N = 2000$.

where $\boldsymbol{\theta}_i := (\theta_1, \theta_2, \dots, \theta_{i-1}, \theta_{i+1}, \dots, \theta_N)$, $\int_{S_i} d\boldsymbol{\theta}_i := \int_0^{2\pi} \dots \int_0^{2\pi} d\theta_1 d\theta_2 \dots d\theta_{i-1} d\theta_{i+1} \dots d\theta_N$, and $v_i(\boldsymbol{\theta}) := \omega + \kappa N^{-1} \sum_{j=1}^N \sin(\theta_j - \theta_i)$ [26]. In Eq. (6), the effect of stochastic resetting is described by the second and third terms on the right-hand side of the equation. Because the stochasticity of the system arises only from jump processes, the equation has a linear term $-\alpha p_i$ rather than terms with $\partial^2 p_i / \partial \theta_i^2$.

Now we invoke the mean-field approximation; we assume $p_i(\theta_i, t)p_j(\theta_j, t) - p_{i,j}(\theta_i, \theta_j, t) \rightarrow 0$ and $p_i(\theta_i, t) - p_j(\theta_j, t) \rightarrow 0$ as $N \rightarrow \infty$ for any $i \neq j$, where $p_{i,j}(\theta_i, \theta_j, t)$ is the joint probability distribution function for θ_i and θ_j . Then, from Eq. (6), the time evolution equation of the phase distribution $p(\theta, t)$ is obtained as

$$\frac{\partial p}{\partial t} = -\frac{\partial}{\partial \theta} [pv] + \alpha f - \alpha p, \quad (7)$$

$$v = v(\theta, t) := \omega + \kappa \int_0^{2\pi} p(\tilde{\theta}, t) \sin(\tilde{\theta} - \theta) d\tilde{\theta}. \quad (8)$$

In the following, we set $\omega = 1$ without loss of generality by normalizing t , κ , and α by ω .

Desynchronization When $\alpha = 0$, Eq. (7) has the uniform steady solution $p^{(0)}(\theta) := 1/(2\pi)$. This solution corresponds to the desynchronized state in the sense that the cohesiveness of the phases is completely lost. For $\alpha \neq 0$, $p^{(0)}(\theta)$ is no longer a solution of Eq. (7); however, FIG. 1(b) suggests the existence of a steady solution obtained by slightly deforming $p^{(0)}(\theta)$. The stabilization of such a solution, formally analyzed below, explains the extinction of the collective oscillation observed for small κ and α in Fig. 2.

Let ρ be the deviation from a steady solution \hat{p} , i.e., $\rho = p - \hat{p}$. Linearizing Eq. (7) around \hat{p} yields

$$\frac{\partial \rho}{\partial t} \simeq -\frac{\partial}{\partial \theta} \{ \hat{p} \mathcal{U}[\rho] + (1 + \mathcal{U}[\hat{p}]) \rho \} - \alpha \rho =: \mathcal{L}[\rho], \quad (9)$$

where the linear functional \mathcal{U} is defined by

$$\mathcal{U}[\rho](\theta) := \kappa \int_0^{2\pi} \sin(\tilde{\theta} - \theta) \rho(\tilde{\theta}) d\tilde{\theta}. \quad (10)$$

Assume further that \hat{p} and \mathcal{L} are expanded as follows for sufficiently small values of α :

$$\hat{p}(\theta; \alpha, \kappa) = \hat{p}^{(0)}(\theta) + \sum_{l=1}^{\infty} \alpha^l p^{(l)}(\theta; \kappa), \quad (11)$$

$$\mathcal{L} = \sum_{l=0}^{\infty} \alpha^l \mathcal{L}^{(l)}. \quad (12)$$

The expression for $\mathcal{L}^{(l)}$ is obtained by inserting Eqs. (11) and (12) into Eq. (9) and collecting the terms of $\mathcal{O}(\alpha^l)$. It is straightforward to find that $\mathcal{L}^{(0)} u_m^{(0)}(\theta) = \lambda_m^{(0)} u_m^{(0)}(\theta)$ holds for any integer m , where $u_m^{(0)}(\theta) = e^{im\theta}$ and $\lambda_m^{(0)} = -im + \frac{\kappa}{2} \delta_{|m|,1}$.

Now, we define an inner product $\langle \cdot, \cdot \rangle$ of smooth 2π -periodic functions $z_1(\theta)$ and $z_2(\theta)$ as

$$\langle z_1, z_2 \rangle := \frac{1}{2\pi} \int_0^{2\pi} z_1(\theta) \overline{z_2(\theta)} d\theta, \quad (13)$$

where $\overline{z_2(\theta)}$ is the complex conjugate of $z_2(\theta)$. The adjoint operator $\mathcal{L}^{(0)*}$ of $\mathcal{L}^{(0)}$ defined on this inner-product space satisfies $\mathcal{L}^{(0)*} u_m^{(0)} = \lambda_{-m}^{(0)} u_m^{(0)}$. Thus, $u_m^{(0)}(\theta)$ is an eigenvector of both $\mathcal{L}^{(0)}$ and $\mathcal{L}^{(0)*}$. This allows us to apply the Rayleigh–Schrödinger perturbation theory [29] to evaluate the eigenvalues of \mathcal{L} . Specifically, we assume that the eigenvalues and eigenvectors of \mathcal{L} can be expanded around those of $\mathcal{L}^{(0)}$:

$$\mathcal{L} u_m = \lambda_m u_m, \quad (14a)$$

$$u_m = \sum_{l=0}^{\infty} \alpha^l u_m^{(l)}, \quad \lambda_m = \sum_{l=0}^{\infty} \alpha^l \lambda_m^{(l)}. \quad (14b)$$

To ensure the uniqueness of the expansion, we also impose the orthogonality condition $\langle u_m^{(0)}, u_m^{(l)} \rangle = \delta_{0,l}$.

Inserting Eqs. (12) and (14b) into (14a) and extracting the terms of $\mathcal{O}(\alpha)$, we obtain

$$\lambda_m^{(1)} u_m^{(0)} = \mathcal{L}^{(0)} u_m^{(1)} + \mathcal{L}^{(1)} u_m^{(0)} - \lambda_m^{(0)} u_m^{(1)}. \quad (15)$$

Then, computing the inner product $\langle \lambda_m^{(1)} u_m^{(0)}, u_m^{(0)} \rangle$ yields $\lambda_m^{(1)} = -1$. Hence, $\lambda_m = -im + \delta_{|m|,1} \frac{\kappa}{2} - \alpha$ to the order of α , and the maximum of the real parts of the eigenvalues exceeds 0 when

$$\kappa \simeq 2\alpha =: \kappa_c. \quad (16)$$

Figure 2 implies that, for small α , the boundary on which Q vanishes agrees with the curve $\kappa = \kappa_c$, which is delineated by the white dotted curves. Consistent with the numerical simulation, κ_c depends on α but not on σ , the width of $f(\theta)$.

It should be noted that the stability analysis presented here is formal but not mathematically rigorous because (1) the validity of the perturbative calculation is assumed without any proof and (2) the continuous and residual spectra are ignored. Nevertheless, the agreement with numerical simulation indicates the validity of the analysis.

Stochastic oscillation quenching The dependence of Q on the turnover rate α for $\sigma = 0$, shown in Fig. 2(a), does not change qualitatively when κ is increased. However, when σ approaches 1, the transition observed for large κ is no longer explained by desynchronization discussed above; see Fig. 2(b).

Numerical simulations indicate that the phase distribution after this transition is steady but far from uniform, as shown in Fig. 3(a). Furthermore, the velocity field

$$v(\theta) := \omega + \kappa \int \sin(\theta' - \theta) p(\theta') d\theta' \quad (17)$$

is qualitatively different from that of the desynchronized state; the transition involves the emergence of the zeros of $v(\theta)$, and these continue to exist when κ or α is further increased. See the blue dashed and green dot-dashed curves

in Fig. 3 for $v(\theta)$ just after and far beyond the transition, respectively. In contrast, $v(\theta)$ in the desynchronized state, which is indicated by the black solid curve in Fig. 3, has no zero.

In deterministic systems, the zeros of the velocity field of the oscillators imply oscillation quenching, the phenomenon where individual oscillators cease their oscillation [17]. Although our system involves stochastic resetting, we can make an analogy as follows. Consider a “test oscillator,” i.e., an oscillator that changes its phase according to $v(\theta)$ but does not affect the system nor undergo phase resetting. If we incorporate it into the system, its phase changes toward θ_q , a point at which $v(\theta) = 0$ and $dv(\theta)/d\theta \leq 0$ hold, and then becomes almost static after initial transients. Thus, the steady distribution with which $v(\theta)$ has zeros implies the quenching of the test oscillator, and we refer to the realization of such a distribution as stochastic oscillation quenching (SOQ).

In the analyses of oscillation quenching, the condition that the time derivatives of the state variables vanish is often combined with the definition of order parameters to develop self-consistency arguments [30, 31]. However, in the case of SOQ, such a condition can not be used because the phases keep changing toward θ_q . Therefore, we use a condition regarding $v(\theta)$ instead. Specifically, in the following, a transition curve that explains numerical results for $\sigma \simeq 1$ is obtained by imposing the condition that $v(\theta)$ has exactly one zero in the limit $f(\theta) \rightarrow \delta(\theta)$.

Setting $\frac{\partial p}{\partial t} = 0$ in Eq. (7) in this limit and imposing $v(\theta_q) = \frac{dv}{d\theta}(\theta_q) = 0$ yields

$$\frac{\partial}{\partial \theta} \{p(\theta) [1 - \cos(\theta_q - \theta)]\} + \alpha p(\theta) - \alpha \delta(\theta) = 0. \quad (18)$$

We seek a solution $p(\theta)$ such that $p(\theta) > 0$ in $[0, \theta_q)$ and $p(\theta) = 0$ in $[\theta_q, 2\pi)$ because the phase of a new oscillator continues to approach from 0 to θ_q when SOQ occurs. This ansatz is consistent with the phase distribution obtained by numerical simulation for $\sigma = 0.99 \simeq 1$, where most of the oscillators are located in the range $[0, \theta_q)$, as shown in FIG. 3(a). Noting that the derivative at a discontinuous point yields Dirac’s delta function, we obtain such a solution as follows:

$$p(\theta) = \begin{cases} \frac{\alpha \exp \left[\alpha \left(\frac{1}{\tan \frac{\theta_q}{2}} - \frac{1}{\tan \frac{\theta_q - \theta}{2}} \right) \right]}{1 - \cos(\theta_q - \theta)} & (0 \leq \theta < \theta_q), \\ 0 & (\text{otherwise}), \end{cases} \quad (19)$$

which is continuous at $\theta = \theta_q$ but discontinuous at $\theta = 0$.

Inserting Eq. (19) into Eq. (17) and imposing $v(\theta_q) = \frac{dv}{d\theta}(\theta_q) = 0$, we find that the parameters κ and α satisfy

$$\kappa = g_1(c_q(\alpha); \alpha) =: \kappa_q(\alpha), \quad (20)$$

where

$$g_1(c; \alpha) := \left(2\alpha e^{\frac{\alpha c}{\sqrt{1-c^2}}} \int_c^1 \frac{x e^{\frac{-\alpha x}{\sqrt{1-x^2}}}}{1-x^2} dx \right)^{-1}, \quad (21)$$

and $c_q := \cos \frac{\theta_q}{2}$ is a zero of the function

$$g_2(c; \alpha) = \int_c^1 \frac{(2x^2 - 1) e^{\frac{-\alpha x}{\sqrt{1-x^2}}}}{(1-x^2)^{3/2}} dx. \quad (22)$$

We solve $g_2 = 0$ numerically and insert the solutions into Eq. (20) to obtain κ_q , which is plotted as a yellow solid curve in FIG. 2(b). The curve agrees with the value of α at which Q vanishes for large κ , supporting the assertion that the disappearance of the collective oscillation is due to SOQ.

Conclusion This study has investigated a model of coupled oscillators with turnover. In contrast to a previous study [12] that focused solely on turnover, we have highlighted the synergistic effect between coupling and turnover. As a result, the collective oscillation has been shown to disappear via two types of transitions depending on both the coupling strength and the turnover rate; one is desynchronization, and the other is a novel type of transition termed SOQ. Importantly, SOQ cannot be induced by turnover or coupling alone, but by their synergistic effect.

Characterizing these two distinct types of transitions has potential implications for the control and design of the collective behavior of oscillatory assemblies. First, it helps avoid the unexpected disappearance of synchronous oscillations. In the original Kuramoto model, increasing the coupling strength enhances phase cohesion and promotes the collective oscillation, so one would expect the same to be true for oscillators with turnover. However, if the turnover

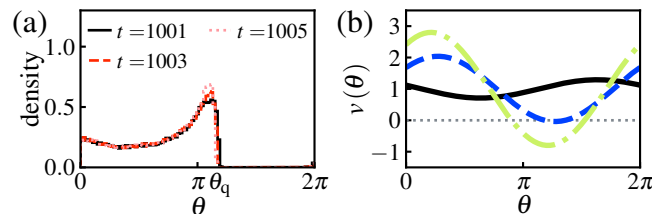


FIG. 3: SOQ occurs for sufficiently large κ . (a) Snapshots of the histogram of the phases in the system near the transition point of SOQ. The line colors are the same as those in FIG. 1(a,b). The parameters are $(\kappa, \alpha, \sigma) = (2.5, 0.5, 0.99)$. (b) The SOQ transition involves the emergence of the zeros of velocity field $v(\theta)$. The blue dotted and green dot-dashed curves show $v(\theta)$ for $\kappa = 2.2$, around which the SOQ transition occurs, and for $\kappa = 3.0$, where the system is far beyond the transition point, respectively. The black solid curve is for $\kappa = 0.3$, corresponding to the desynchronized state.

rate is sufficiently large, increasing the coupling strength causes the collective oscillation to disappear through SOQ. Second, the type of transition may be exploited for designing appropriate forcing to steer the system to a desirable state, as has been done in Ref. [32].

Previous experimental studies have proposed various open reactors that sustain non-equilibrium chemical reactions by controlling the fluxes into and out of the system [11, 33–35]. Desynchronization and SOQ may be observed if self-sustained oscillators are incorporated into such an apparatus and parameters are varied. A candidate system might be constructed by combining techniques to maintain constant protein turnover [35] with protein molecules whose states change periodically [36, 37]. Our work might also be relevant to tissue formation in multicellular organisms because proliferation and differentiation sometimes involve phase resetting of cellular oscillators [38, 39].

Desynchronization transition has been observed in various coupled oscillator systems. In contrast, whether SOQ occurs robustly in different oscillator systems needs to be investigated in future studies. The investigation of other oscillator models will provide insights into the robustness of the transition [40].

The authors thank Hiroshi Ito and Keiko Imai for helpful discussions on protein turnover, Ryota Kobayashi for illuminating comments on the Poisson process, and Namiko Mitarai, Tetsuhiro Hatakeyama, and Yuting Lou for insightful discussions on the application of the theory. This study was supported by JSPS KAKENHI Grant Number JP22KJ0899 to A.O. and JSPS KAKENHI Grant Number JP21K12056 to H.K.

A.O. and H.K. conceptualized the work; A.O. performed analyses and wrote the manuscript with support from H.K.

* corresponding author: aozawa@g.ecc.u-tokyo.ac.jp

- [1] A Pikovsky, M Rosenblum, and J Kurths. *Synchronization: A Universal Concept in Nonlinear Sciences*. Cambridge University Press, Cambridge, 2001.
- [2] Leon Glass. Synchronization and rhythmic processes in physiology. *Nature*, Vol. 410, No. 6825, pp. 277–284, 2001.
- [3] A T Winfree. *The Geometry of Biological Time*. Springer New York, New York, 2001.
- [4] Z Neda, E Ravasz, Y Brechet, T Vicsek, and A.-L. Barabási. The sound of many hands clapping. *Nature*, Vol. 403, No. 6772, pp. 849–850, 2000.
- [5] Miguel C. Soriano, Jordi García-Ojalvo, Claudio R. Mirasso, and Ingo Fischer. Complex photonics: Dynamics and applications of delay-coupled semiconductor lasers. *Reviews of Modern Physics*, Vol. 85, No. 1, pp. 421–470, March 2013.
- [6] Kurt Wiesenfeld, Pere Colet, and Steven H. Strogatz. Synchronization Transitions in a Disordered Josephson Series Array. *Physical Review Letters*, Vol. 76, No. 3, pp. 404–407, January 1996.
- [7] Zach Rolfs, Brian L Frey, Xudong Shi, Yoshitaka Kawai, Lloyd M Smith, and Nathan V Welham. An atlas of protein turnover rates in mouse tissues. *Nature Communications*, Vol. 12, No. 1, p. 6778, 2021.
- [8] Jason Pellettieri and Alejandro Sánchez Alvarado. Cell Turnover and Adult Tissue Homeostasis: From Humans to Planarians. *Annual Review of Genetics*, Vol. 41, No. 1, pp. 83–105, December 2007.
- [9] Chris Burnett, Timothy Norman, and Katia Sycara. Trust Decision-Making in Multi-Agent Systems. In *Proceedings of the 22nd International Joint Conference on Artificial Intelligence*, p. 120, Barcelona, Catalonia, Spain, January 2011.
- [10] Stanislao Gualdi, Jean-Philippe Bouchaud, Giulia Cencetti, Marco Tarzia, and Francesco Zamponi. Endogenous Crisis Waves: Stochastic Model with Synchronized Collective Behavior. *Physical Review Letters*, Vol. 114, No. 8, p. 088701, February 2015.
- [11] Haruka Sugiura, Manami Ito, Tomoya Okuaki, Yoshihito Mori, Hiroyuki Kitahata, and Masahiro Takinoue. Pulse-density modulation control of chemical oscillation far from equilibrium in a droplet open-reactor system. *Nature Communications*,

- Vol. 7, No. 1, p. 10212, 2016.
- [12] David Zwicker, David K Lubensky, and Pieter Rein ten Wolde. Robust circadian clocks from coupled protein-modification and transcription-translation cycles. *Proceedings of the National Academy of Sciences*, Vol. 107, No. 52, pp. 22540–22545, December 2010.
 - [13] Wen Yu and Kevin B. Wood. Synchronization and phase redistribution in self-replicating populations of coupled oscillators and excitable elements. Vol. 91, No. 6, p. 062708, June 2015.
 - [14] Keiko Imai, Taeko Nishiwaki, Takao Kondo, and Hideo Iwasaki. Circadian Rhythms in the Synthesis and Degradation of a Master Clock Protein KaiC in Cyanobacteria. *Journal of Biological Chemistry*, Vol. 279, No. 35, pp. 36534–36539, August 2004.
 - [15] Shu-Wen Teng, Shankar Mukherji, Jeffrey R Moffitt, Sophie de Buyl, and Erin K O’Shea. Robust Circadian Oscillations in Growing Cyanobacteria Require Transcriptional Feedback. *Science*, Vol. 340, No. 6133, pp. 737–740, 2013.
 - [16] Y Kuramoto. *Chemical Oscillations, Waves, and Turbulence*. Springer, Berlin, 1984.
 - [17] Wei Zou, D V Senthilkumar, Meng Zhan, and Jürgen Kurths. Quenching, aging, and reviving in coupled dynamical networks. *Physics Reports*, Vol. 931, pp. 1–72, 2021.
 - [18] Yoshiki Kuramoto. Self-entrainment of a population of coupled non-linear oscillators. In Huzihiro Araki, editor, *International Symposium on Mathematical Problems in Theoretical Physics*, pp. 420–422, Berlin, Heidelberg, 1975. Springer Berlin Heidelberg.
 - [19] Yoshiki Kuramoto and Hiroya Nakao. On the concept of dynamical reduction: The case of coupled oscillators. *Philosophical Transactions of the Royal Society A: Mathematical, Physical and Engineering Sciences*, Vol. 377, No. 2160, p. 20190041, October 2019.
 - [20] Steven H Strogatz. From Kuramoto to Crawford: Exploring the onset of synchronization in populations of coupled oscillators. *Physica D: Nonlinear Phenomena*, Vol. 143, No. 1, pp. 1–20, 2000.
 - [21] Juan A. Acebrón, L. L. Bonilla, Conrad J. Pérez Vicente, Félix Ritort, and Renato Spigler. The Kuramoto model: A simple paradigm for synchronization phenomena. *Reviews of Modern Physics*, Vol. 77, No. 1, pp. 137–185, April 2005.
 - [22] Yumei Zhai, István Z Kiss, Hiroaki Daido, and John L Hudson. Extracting order parameters from global measurements with application to coupled electrochemical oscillators. *Physica D: Nonlinear Phenomena*, Vol. 199, No. 3, pp. 387–399, 2004.
 - [23] István Z Kiss, Yumei Zhai, and John L Hudson. Emerging Coherence in a Population of Chemical Oscillators. *Science*, Vol. 296, No. 5573, pp. 1676–1678, May 2002.
 - [24] Martin R Evans, Satya N Majumdar, and Grégory Schehr. Stochastic resetting and applications. *Journal of Physics A: Mathematical and Theoretical*, Vol. 53, No. 19, p. 193001, 2020.
 - [25] Apoorva Nagar and Shamik Gupta. Stochastic resetting in interacting particle systems: A review. *Journal of Physics A: Mathematical and Theoretical*, Vol. 56, No. 28, p. 283001, June 2023.
 - [26] Floyd B. Hanson. *Applied Stochastic Processes and Control for Jump-diffusions : Modeling, Analysis, and Computation*. Society for Industrial and Applied Mathematics, Philadelphia, 2007.
 - [27] Adrian Baddeley. *Stochastic Geometry : Lectures given at the C.I.M.E. Summer School, Held in Martina Franca, Italy, September 13-18, 2004*. Springer, 2007.
 - [28] John D. Crawford and K. T. R. Davies. Synchronization of globally coupled phase oscillators: Singularities and scaling for general couplings. *Physica D: Nonlinear Phenomena*, Vol. 125, No. 1, pp. 1–46, January 1999.
 - [29] Jun Sakurai and Jim Napolitano. *Modern Quantum Mechanics*. Addison-Wesley, Boston, 2nd ed edition, 2011.
 - [30] T. Fukai and M. Shiino. Memory Encoding by Oscillator Death. *Europhysics Letters*, Vol. 26, No. 9, p. 647, June 1994.
 - [31] Hongjie Bi, Xin Hu, Xiyun Zhang, Yong Zou, Zonghua Liu, and Shuguang Guan. Explosive oscillation death in coupled Stuart-Landau oscillators. *Europhysics Letters*, Vol. 108, No. 5, p. 50003, February 2014.
 - [32] Yoriko Murayama, Hiroshi Kori, Chiaki Oshima, Takao Kondo, Hideo Iwasaki, and Hiroshi Ito. Low temperature nullifies the circadian clock in cyanobacteria through Hopf bifurcation. *Proceedings of the National Academy of Sciences*, Vol. 114, No. 22, pp. 5641–5646, May 2017.
 - [33] Irving R. Epstein. The role of flow systems in far-from-equilibrium dynamics. *Journal of Chemical Education*, Vol. 66, No. 3, p. 191, March 1989.
 - [34] Alexander S. Spirin. High-throughput cell-free systems for synthesis of functionally active proteins. *Trends in Biotechnology*, Vol. 22, No. 10, pp. 538–545, October 2004.
 - [35] Henrike Niederholtmeyer, Viktoria Stepanova, and Sebastian J. Maerkl. Implementation of cell-free biological networks at steady state. *Proceedings of the National Academy of Sciences*, Vol. 110, No. 40, pp. 15985–15990, October 2013.
 - [36] Ofer Kimchi, Carl P. Goodrich, Alexis Courbet, Agnese I. Curatolo, Nicholas B. Woodall, David Baker, and Michael P. Brenner. Self-assembly-based posttranslational protein oscillators. *Science Advances*, Vol. 6, No. 51, p. eabc1939, December 2020.
 - [37] Masato Nakajima, Keiko Imai, Hiroshi Ito, Taeko Nishiwaki, Yoriko Murayama, Hideo Iwasaki, Tokitaka Oyama, and Takao Kondo. Reconstitution of Circadian Oscillation of Cyanobacterial KaiC Phosphorylation in Vitro. *Science*, Vol. 308, No. 5720, pp. 414 LP – 415, April 2005.
 - [38] Hirokazu Fukuda, Kazuya Ukai, and Tokitaka Oyama. Self-arrangement of cellular circadian rhythms through phase-resetting in plant roots. *Physical Review E*, Vol. 86, No. 4, p. 041917, October 2012.
 - [39] Kazuhiro Yagita, Kyoji Horie, Satoshi Koinuma, Wataru Nakamura, Iori Yamanaka, Akihiro Urasaki, Yasufumi Shigeyoshi, Koichi Kawakami, Shoichi Shimada, Junji Takeda, and Yasuo Uchiyama. Development of the circadian oscillator during differentiation of mouse embryonic stem cells in vitro. *Proceedings of the National Academy of Sciences*, Vol. 107, No. 8, pp. 3846–3851, February 2010.

[40] Ayumi Ozawa and Hiroshi Kori. in preparation.

[41] See Supplemental Material at [URL will be inserted by publisher] for details.

Supplemental Material for ‘Two distinct transitions in a population of coupled oscillators with turnover: desynchronization and stochastic oscillation quenching’

Ayumi Ozawa* and Hiroshi Kori

Graduate School of Frontier Sciences, The University of Tokyo, Chiba 277-8561, Japan

(Dated: March 26, 2024)

ALGORITHM FOR SIMULATING EQUATION (2)

Equation (2) was simulated using the Euler-Maghsoodi method[1] as follows. Let Δt be a small time step and $\vartheta_i^{(k)}$ be the value of θ_i at time $k\Delta t$. We update $\vartheta_i^{(k)}$ by

$$\vartheta_i^{(k+1)} = \begin{cases} \vartheta_i^{(k)} + v_i^{(k)} \Delta t & (\text{if } \Delta P_i^{(k)} = 0), \\ \varphi_i^{(k)} + v_i^{(k)} \Delta t & (\text{if } \Delta P_i^{(k)} = 1), \end{cases} \quad (\text{S1})$$

$$v_i^{(k)} = \omega + \frac{\kappa}{N} \sum_{j=1}^N \sin \left(\vartheta_j^{(k)} - \vartheta_i^{(k)} \right), \quad (\text{S2})$$

where $\Delta P_i^{(k)}$ is a pseudorandom number, which corresponds to the change in a sample path of the Poisson process P_i from time $k\Delta t$ to time $(k+1)\Delta t$. In practice, when Δt is sufficiently small, $\Delta P_i^{(k)} = 1$ with probability $\alpha\Delta t$, and otherwise $\Delta P_i^{(k)} = 0$. If $\Delta P_i^{(k)} = 1$, i.e., when a resetting event occurs, a pseudorandom number $\varphi_i^{(k)}$, which corresponding to the realization of ϕ_i at that event, is generated according to the distribution $f(\phi)$ to calculate $\vartheta_i^{(k+1)}$.

* corresponding author: aozawa@g.ecc.u-tokyo.ac.jp

[1] Floyd B. Hanson. *Applied Stochastic Processes and Control for Jump-diffusions : Modeling, Analysis, and Computation*. Society for Industrial and Applied Mathematics, Philadelphia, 2007.