

Needle in a Haystack: Finding Supermassive Black Hole-Related Flares in the Zwicky Transient Facility Public Survey

Yael Dgany ¹, Iair Arcavi ^{1,2}, Lydia Makrygianni ¹, Craig Pellegrino ^{3,4} AND D. Andrew Howell ^{3,4}

¹*The School of Physics and Astronomy, Tel Aviv University, Tel Aviv 69978, Israel*

²*CIFAR Azrieli Global Scholars program, CIFAR, Toronto, Canada*

³*Las Cumbres Observatory, 6740 Cortona Drive, Suite 102, Goleta, CA 93117-5575, USA*

⁴*Department of Physics, University of California, Santa Barbara, CA 93106-9530, USA*

ABSTRACT

Transient accretion events onto supermassive black holes (SMBHs), such as tidal disruption events (TDEs), Bowen Fluorescence Flares (BFFs), and active galactic nuclei (AGNs), which are accompanied by sudden increases of activity, offer a new window onto the SMBH population, accretion physics, and stellar dynamics in galaxy centers. However, such transients are rare and finding them in wide-field transient surveys is challenging. Here we present the results of a systematic real-time search for SMBH-related transients in Zwicky Transient Facility (ZTF) public alerts, using various search queries. We examined 345 rising events coincident with a galaxy nucleus, with no history of previous activity, of which 223 were spectroscopically classified. Of those, five (2.2%) were TDEs, one (0.5%) was a BFF, and two (0.9%) were AGN flares. Limiting the search to blue events, the fraction of TDEs nearly doubles to 4.1%, and no TDEs are missed. Limiting the search further to candidate post-starburst galaxies increases the relative number of TDEs to 16.7%, but the absolute numbers in such a search are small. The main contamination source is supernovae (95.1% of classified events), of which the majority (82.2% of supernovae) are of Type Ia. In a comparison set of 39 events with limited photometric history, the AGN contamination increases to $\sim 30\%$. Host galaxy offset is not a significant discriminant of TDEs in current ZTF data, but might be useful in higher-resolution data. Our results can be used to quantify the efficiency of various SMBH-related transient search strategies in optical surveys such as ZTF and the Legacy Survey of Space and Time.

Keywords: Supernovae (1668), Tidal disruption (1696), Supermassive black holes (1663), Active galactic nuclei (16), Astronomical methods (1043)

1. INTRODUCTION

Wide-field optical surveys have recently found new types of transients occurring exclusively in galaxy centers. These transients are thought to be associated with enhanced accretion events onto supermassive black holes (SMBHs). As such, they have the potential to reveal the presence and properties of otherwise inactive SMBHs, as well as constrain physics of accretion and related radiative processes. Notable examples of such transients are optical-ultraviolet tidal disruption events (TDEs) and Bowen Fluorescence Flares (BFFs). Both types of

events are characterized by a sudden increase of flux by several orders of magnitude and are thus much more dramatic than the few tens of percent level variability seen in most active galactic nuclei (AGNs), which host SMBHs with steadily accreting material.

A TDE is the result of the disruption of a star by an SMBH (Hills 1975). In such an event, half of the stellar material is expected to accrete onto the SMBH (Rees 1988). For disruptions occurring outside the event horizon (expected for solar-type stars disrupted by SMBHs of masses $\lesssim 10^8 M_{\odot}$, for example), the accretion event will be accompanied by an observable flare. Several such flares have been detected in X-rays, as expected from directly observed accretion emission (see Saxton et al. 2020 for a recent review). However, somewhat surprisingly, a class of optical-ultraviolet TDEs has also been

discovered (Gezari et al. 2012; Arcavi et al. 2014). These events are mostly blue, with blackbody temperatures of a few 10^4 K lasting for several months to years, and show broad emission lines of H and/or He in their spectra. The emission mechanism leading to these observed properties is a topic of active debate (see van Velzen et al. 2020 and Gezari 2021 for recent reviews).

In addition to their emission mechanism puzzle, optical-ultraviolet TDEs show a peculiar and strong host galaxy preference for post-starburst galaxies (Arcavi et al. 2014; French et al. 2016, 2020ab). This preference is not yet fully understood, but might be related to the spatial distribution and dynamics of various stellar populations in the centers of such galaxies (French et al. 2020). Studying optical-ultraviolet TDEs can thus also help shed light on the stellar dynamics in galaxy nuclei, which are responsible for driving up TDE rates in post-starburst environments (e.g. Madigan et al. 2018).

Like TDEs, BFFs are also blue and show H and He lines in their spectra, leading Tadhunter et al. (2017) to classify the first such observed event as a TDE. However, a second (Gromadzki et al. 2019) and then third (Trakhtenbrot et al. 2019) event showed that their typical spectral line widths are much narrower than those of TDEs, and that their light curves decline much more slowly than those of TDEs. This led Trakhtenbrot et al. (2019) to classify BFFs as a separate observational class. There are now also hints that BFFs occur in previously existing AGN (Makrygianni et al. 2023), meaning that they could be the result of accretion instabilities in an AGN disk, or of a TDE occurring in an AGN and interacting with its existing accretion disk (e.g. Chan et al. 2019).

BFFs are named as such because they exhibit certain emission lines (such as He II 4686Å and N III 4640Å, among others) that are associated with the Bowen fluorescence mechanism (Bowen 1928). In this mechanism, extreme-ultraviolet and X-ray photons excite certain He II transitions, which in turn launch a cascade of transitions observed in the optical and ultraviolet regimes. This process requires the presence of extreme-ultraviolet photons hitting high-density and high-optical-depth material, and it was indeed predicted decades ago to occur in AGNs (Netzer et al. 1985). Since the identification of this mechanism in BFFs, it has also been suggested to occur in some TDEs (Blagorodnova et al. 2019; Leloudas et al. 2019), hinting at a possible connection between the conditions of matter and radiation in these two types of events related to SMBH accretion.

It is clear that studying more TDEs and BFFs is necessary in order to better constrain their nature, emission mechanisms, and the physics they can teach us in rela-

tion to SMBHs and their associated accretion processes. However, these events are intrinsically rare. The exact TDE rate remains uncertain, but is likely to be in the range of 10^{-5} – 10^{-4} events per galaxy per year (e.g. Wang & Merritt 2004; Stone & Metzger 2016). The BFF rate is not yet estimated at all, but observationally, they are less common than TDEs (this could be due in large part to selection effects, as discussed below). In addition to their intrinsic rarity, finding TDEs and BFFs is also observationally challenging. As events that occur in galaxy centers, their detection is contaminated by image-subtraction artifacts, “regular” AGN activity, unresolved non-SMBH-related transients, and even variable stars that cannot be easily distinguished from distant or compact galaxies. For these reasons, only a few dozen TDEs and a few BFFs have been identified so far.

Attempts have been made to devise selection criteria to weed out such transients from the large alert streams produced by wide-field transient surveys. Such criteria typically include selecting candidates by the significance of the flare (since TDEs and BFFs are luminous), color (since TDEs and BFFs are blue), and host properties (since TDE hosts are mostly quiescent).

Hung et al. (2018) searched a set of 493 nuclear transients ($0''.8$ from their host galaxy center) from the intermediate Palomar Transient Factory, for events with $g - R < 0$ mag residing in galaxies with $u - g > 1$ mag and $g - r > 0.5$ mag. These cuts reduced the set of candidates to just 26, of which two are TDEs. Still, the contamination fraction is large. A substantial amount of telescope time is required to vet 13 candidates (through spectroscopy or ultraviolet colors) for each bona fide TDE.

One way to further reduce the amount of transient contamination in TDE searches is to focus the search on galaxies most similar to the post-starburst hosts that TDEs seem to prefer. French & Zabludoff (2018) used galaxies from the Sloan Digital Sky Survey (SDSS; York et al. 2000) Data Release 12 main galaxy survey (Strauss et al. 2002; Alam et al. 2015), with similar spectral properties as those of actual TDE hosts, to train a machine-learning algorithm to identify such galaxies from photometry alone. They then used this algorithm to identify several tens of thousands of TDE host galaxy candidates in archival survey data. Arcavi et al. (2022c) found indeed that using the French & Zabludoff (2018) catalog of galaxies reduces contamination by roughly a factor of 3-50 (depending on the subset of galaxies used from the catalog) compared to filtering just on quiescent galaxies, and that the only contaminant transients in such galaxies are Type Ia supernovae (SNe). That study, however, was based on archival data alone.

Here we perform a systematic real-time search for TDEs, BFFs, and other possible SMBH flares in the Zwicky Transient Facility (ZTF; Bellm 2014; Graham et al. 2019) alert stream, as parsed by the Lasair broker (Smith et al. 2019). We use various search criteria that rely on candidate brightness and color and their host galaxy properties, and compare their effectiveness in selecting TDEs and BFFs against actual spectroscopic classifications obtained by us and by the rest of the community. We focus on rising events (i.e. events discovered before their peak), selected using visual inspection, for two main reasons. First, such events are more scientifically valuable, as they include the peak time and brightness, as well as the early pre-peak emission, both of which contain important information for constraining models of SNe and TDEs. In addition, rising events present a way of decreasing the number of events to a more manageable subsample for spectroscopic classification, while avoiding biasing the sample toward a particular class (the selection of rising events is done before their classifications are known).¹

Our goal is to quantify the contamination fraction for the various search criteria and to check whether any of them miss TDEs and BFFs. Here, we do not constrain the intrinsic rates of SNe, TDEs, or BFFs in nature, but rather the observed fractions of events, to help guide searches in ongoing and future transient surveys and to help prioritize limited spectroscopic classification resources. We detail our search criteria in Section 2, present and analyze our results in Section 3, and discuss them and conclude in Section 4.

2. METHODS

We searched the ZTF real-time alert stream for transients in galaxy centers every day between 2020 November 3 and 2022 March 6 (UT dates), with the exception of a ~ 2 -month break due to a ZTF technical outage between 2021 December 5 and 2022 February 17. In total, our search includes alerts from 414 days. We used the custom query builder on version 1.0 of the Lasair broker² to filter the alerts. Lasair uses a contextual classifier called Sherlock³. Sherlock is a boosted decision tree algorithm that provides an initial classification of every nonmoving object by performing a spatial crossmatch

against data from historical and ongoing astronomical surveys, including catalogs of nearby galaxies, variable stars, and AGNs (see Section 4.2 of Smith et al. 2020 for more details).

Our queries, which are based on the TDE queries by M. Nicholl on version 1.0 of Lasair⁴, filter ZTF alerts according to the following criteria (for each, we state the corresponding Lasair query condition):

1. The candidate is within a certain threshold distance of the nearest Sherlock catalog source. For 80% of our sample, we choose a threshold of $0''.5$. For the rest, we increased the separation threshold to $1''$ to check if this has a strong effect on the results:

```
sherlock_classifications.separationArcsec < 0.5
```

or

```
sherlock_classifications.separationArcsec < 1
```

We found that the value of the threshold has no significant effect on the results (see Appendix B), and therefore analyzed the joint sample of both separation thresholds together to increase our sample size. This condition, regardless of the separation threshold, filters out “hostless” events, i.e. those with no host in the Sherlock catalog.

2. The nearest catalog source is likely a galaxy rather than a star⁶:

```
objects.sgscore1 < 0.5
```

3. The Sherlock classification of the candidate is either “SN” (Supernova) or “NT” (Nuclear Transient):⁷

```
sherlock_classifications.classification in ('SN', 'NT')
```

4. The candidate does not have detections more than 100 days ago (indicating that it might be a vari-

⁴ <https://lasair.roe.ac.uk/filters/94/> and <https://lasair.roe.ac.uk/filters/95/>

⁵ This value was chosen given that the ZTF pixel scale of $1''$ per pixel results in a typical centroiding accuracy of $\lesssim 0''.3$, which we increase to $0''.5$ to be inclusive

⁶ `sgscore1` is based on a random forest classifier trained and implemented in the ZTF alerts by Tachibana & Miller (2018). An `sgscore` value closer to 0 means that the nearest source in the Panoramic Survey Telescope and Rapid Response System (Pan-STARRS; Kaiser et al. 2010) first survey (PS1; Chambers et al. 2016) catalog is more likely a galaxy, while a value closer to 1 means it is more likely a star.

⁷ The other Sherlock classifications, which we exclude from our search, are: “VS” (Variable Star), “CV” (Cataclysmic Variable), “BS” (Bright Star), “AGN”, “Orphan” (if the transient fails to match against any cataloged source), and “Unclear”.

¹ One exception is that we would be less likely to catch rapidly rising events during their rise compared to slower-rising events, but the typical ZTF public survey cadence is $\lesssim 3$ days, which should be enough to catch most rapidly evolving transients (e.g. Ho et al. 2021).

² <https://lasair.lsst.ac.uk>

³ https://lasair.readthedocs.io/en/develop/core_functions/sherlock.html

able, rather than a transient source, though some past detections could be artifacts):⁸
`objects.jdmin > JDNOW()-100`

5. The candidate does not have a ZTF17 or ZTF19 name, meaning that it was not created by ZTF in 2017 or 2019 (this is another way of filtering out variable sources):⁹

```
objects.objectId NOT LIKE 'ZTF17%' AND
objects.objectId NOT LIKE 'ZTF19%'
```

6. The candidate is not a previously classified SN:
`crossmatch_tns.tns_prefix != 'SN'`
7. The candidate has <3 of its detections deemed unreliable (i.e. which are not marked as good quality and/or the candidate is dimmer than the reference):¹⁰

```
objects.ncand - objects.ncandgp < 3
```

8. At least one of those detections was no more than 14 days ago (in order to avoid old objects that might already be fading):
`objects.ncandgp_14 > 1`

9. The candidate is more than 10° away from the Galactic plane (in order to filter stellar flares or variability):
`objects.glatmean > 10 OR objects.glatmean < - 10`

Conditions 4 and 5 could introduce a bias against finding BFFs (which might be associated with preexisting

AGNs; Makrygianni et al. 2023) and TDEs occurring in AGNs. However, these conditions are necessary in order to remove “normal” AGN activity, which can otherwise be a major contaminant (see below).

In addition to conditions 1–9, we create two variations of the query, each with a different magnitude limit:

- 10a. The latest g - or r -band magnitude of the candidate is brighter than 19:
`objects.rmag < 19 OR objects.gmag < 19`

- 10b. The latest g - or r -band magnitude of the candidate is brighter than 19.5:
`objects.rmag < 19.5 OR objects.gmag < 19.5`

The motivation for these variations is due to several spectrographs on dynamically scheduled telescopes (which are ideal for the rapid classification of transients) - such as the Floyds spectrographs (Brown et al. 2013) on the Las Cumbres Observatory Faulkes Telescopes North (FTN) and South (FTS) and the SPectrograph for the Rapid Acquisition of Transients (SPRAT; Piascik et al. 2014) on the Liverpool Telescope - being on 2 m class telescopes, with a typical limiting magnitude of 19. Similarly, the advanced extended Public European Southern Observatory (ESO) Spectroscopic Survey for Transient Objects (ePESSTO+, a continuation of PESSTO; Smartt et al. 2013), responsible for a large number of transient classifications, uses the ESO Faint Object Spectrograph and Camera v2 (EFOSC2; Buzoni et al. 1984) on the 3.6 m New Technology Telescope (NTT) to reach a magnitude of 19.5.

For each of these variations, we create three subvariations: one without any additional conditions, one with an additional condition on the color of the event:

11. The candidate has a $g - r$ magnitude difference < 0.05 (in order to select only blue events, since TDEs are observed to maintain roughly constant blue colors for months; see e.g. van Velzen et al. 2020):¹¹
`objects.g_minus_r < 0.05`

and, finally, one subvariation that searches for candidates coincident with galaxies from the French & Zabludoff (2018) catalog of likely TDE hosts (hereafter referred to as post-starburst, or PS, galaxies; Arcavi

⁸ A ZTF alert is reported to the brokers with a 30 day history, which may contain pre-discovery detections. Lasair marks the time of the first detection in this 30 day history as `jdmin`.

⁹ Sporadic false detections in galaxy centers may occur, sometimes years before a real event occurs at the same position, and based on false detections that are later filtered out by the brokers. In such a case, the real event would have an old name from when the false detection occurred years before. Removing such events might thus undesirably filter out interesting candidates. In order to avoid losing many candidates, but still not being inundated with variable sources, we decided to allow events with ZTF18 names (several bad subtractions in 2018 caused false events then; E. Bellm, private communication), while removing those with ZTF17 and ZTF19 names.

¹⁰ `ncand` is the total number of detections from ZTF, which can be either positive or negative subtraction residuals (i.e. a brightening or fading with respect to the reference image). `ncandgp` counts only ‘good and positive’ detections, i.e. a positive flux with respect to the reference and having a ZTF machine-learning real-bogus score > 0.75 . This criterion requires that most detections are good and positive, but allows for one or two light-curve points with poor real-bogus scores if, for example, the transient was detected when it was very young and the subtraction residuals at the earliest epochs have a low real-bogus score due to a relatively low signal-to-noise ratio.

¹¹ The $g - r$ color is evaluated on the most recent night with positive detections (relative to the reference) in both bands. We choose a threshold of 0.05, to be slightly more conservative than the threshold of 0 suggested by Hung et al. (2018). We do not take into account magnitude errors here.

et al. 2014; French et al. 2016), as implemented in the “E+A Galaxies” watchlist¹² on Lasair.

In total we have six queries, which we hereby number as follows:

- I. Conditions 1–9, with a limiting magnitude <19 (Condition 10a), blue (Condition 11), and in a PS galaxy.
- II. Conditions 1–9, with a limiting magnitude <19 (Condition 10a) and blue (Condition 11).
- III. Conditions 1–9, with a limiting magnitude <19 (Condition 10a).
- IV. Conditions 1–9, with a limiting magnitude <19.5 (Condition 10b), blue (Condition 11), and in a PS galaxy.
- V. Conditions 1–9, with a limiting magnitude <19.5 (Condition 10b) and blue (Condition 11).
- VI. Conditions 1–9, with a limiting magnitude <19.5 (Condition 10b).

Obviously, these are not independent, with some queries being subsets of others, and all being subsets of Query VI. These queries produced roughly 30 new candidates per day in total, which we inspected manually. Only those showing a coherently rising light curve were marked as candidates of interest. Candidates not obviously rising at discovery were monitored for an extra epoch of ZTF photometry and checked again. Candidates for which it was still not clear whether they were rising or not were monitored for another week. This step removed events that had a flat, varying, or incoherent light curve, which could be due to “normal” AGN variability, the stellar variability of Galactic objects, or artifacts of the ZTF image-subtraction pipeline. In addition, this removed true transients that were already after their peak luminosity and that are not part of our sample as defined here. Of all our filtering steps, this is the most subjective, as it requires visual inspection, rather than some strict criterion for what constitutes a “coherently rising” light curve. However, by checking each candidate during multiple epochs, we aim to make this step as inclusive as possible. In addition, since this step is performed before the classification of the candidate is known, it should not bias the search against a particular type of transient (except extremely rapidly rising events, with rise times $\lesssim 3$ days).

After these cuts, we were left with a total of 345 candidates of interest (from our entire 414 day search, i.e. ~ 0.83 candidates of interest per day, on average), which we attempted to classify spectroscopically within a few days of discovery.

Version 3.0 of Lasair (also known as “Iris”) was released in 2021 March. To improve performance, not all of the information that was available in version 1.0 (such as the full detection histories of all candidate events) was carried over to version 3.0. To check for any differences in query results, we add four more queries that we ran on Lasair 3.0 (Iris) between 2022 April 6 and 2022 August 2 (for a total of 118 days):

- VII. Conditions 1–9, with a limiting magnitude <19 (Condition 10a).
- VIII. Conditions 1–9, with a limiting magnitude <19.5 (Condition 10b).
- IX. Conditions 1–9, with a limiting magnitude <19 (Condition 10a) and in a PS galaxy.
- X. Conditions 1–9, with a limiting magnitude <19.5 (Condition 10b) and in a PS galaxy.

Color information was not available as a query parameter in Iris, therefore here we cannot filter by condition 11 here. We perform the same manual cuts as above and are left with 39 events, which is an average of 0.33 candidates per day. Version 4.0 of Lasair was released in 2022 May, but we do not test it here.

We obtain a total of 345 candidates of interest from Lasair 1.0 (310 of which from using a separation threshold of $0''.5$ in Criterion 1, with the rest from using a separation threshold of $1''$) and 39 candidates of interest from Lasair 3.0 (all of which from using a separation threshold of $1''$).

For all those brighter than 19th magnitude, we requested spectra through the Las Cumbres Observatory Floyds spectrographs mounted on the 2 m FTN and FTS telescopes at Haleakala (United States) and Siding Spring (Australia) observatories, respectively. Weather, technical issues, and oversubscription of the telescopes mean that not all the requested spectra were obtained or that some were obtained first by the community and reported to the Transient Name Server (TNS)¹³. We were able to obtain spectra of 83 candidates of interest, taken through a $2''$ slit placed on the candidate along the parallactic angle (Filippenko 1982). One-dimensional spectra were extracted and the flux and wavelength were

¹² <https://lasair.roe.ac.uk/watchlist/321/>

¹³ <http://www.wis-tns.org>

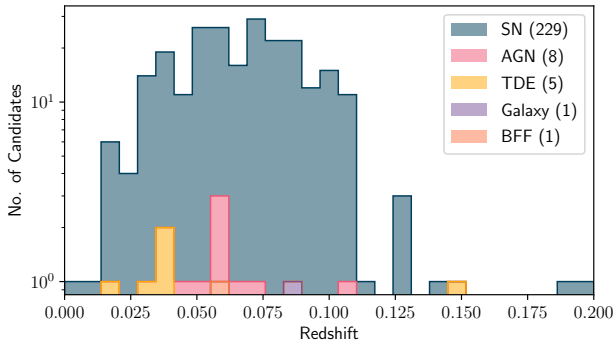


Figure 1. Redshift distribution (shown in a stacked histogram) of the 241 classified candidates of interest with redshifts on the TNS. The number of events in each class is denoted in parentheses in the legend.

calibrated using the `floyds_pipeline`¹⁴ (Valenti et al. 2013). Fainter targets, accessible from La Silla Observatory, were sent for consideration to the ePESSTO+ collaboration, for classification with the NTT.

All of our classification spectra, as well as those obtained by the ePESSTO+ collaboration, were publicly reported to the TNS. Many of our candidates of interest were classified by other members of the community and also reported to the TNS. In total, 246 of our 384 candidates of interest (64.1%) were classified on the TNS. We take these classifications as reported to the TNS and analyze their distribution in the next section.

3. RESULTS AND ANALYSIS

The full list of our candidates of interest can be found in Table 8 in Appendix C. The redshift distribution of all classified transients with a determined redshift on the TNS (244 events) is presented in Figure 1.¹⁵ While our queries can in principle find TDEs out to a redshift of $z \sim 0.16$ (using our magnitude limit of 19.5 and a TDE typical peak absolute magnitude of -20; van Velzen et al. 2020), the median redshift of our classified candidates of interest is $z = 0.069$, and all but one of the TDEs are at redshifts $z < 0.04$ (the most distant TDE, AT 2022csn at a redshift of $z = 0.148$, is also more luminous than typical TDEs; Y. Dgany et al. in preparation). The reason that most classified events are much closer than our redshift limit is likely because nearby events are typically prioritized for spectroscopic classification over more dis-

tant events. At the median redshift, our angular cut of $0''.5$ from the galaxy nucleus corresponds to a physical cut of ~ 0.66 kpc (assuming the cosmology of Hinshaw et al. 2013).

The distribution of the classifications of our candidates of interest, per query, are listed in Table 1 and presented in Figures 2 and 3. In the interest of simplicity, we consolidate the various SN classifications into one category, which we name “SN”. These include SNe of undetermined type, SNe I of undetermined subtype, SNe Ia and their various subtypes, as well as SNe Ib, Ic, Ic-BL, II, II_n, II_b, and superluminous SNe (SLSNe) of Types I and II. A breakdown of the number of events per SN type is available in Table 3 in Appendix A.

For all of our events of interest in Lasair 1.0 (Query VI), we find that the vast majority (95.09%) of classified events are SNe, 2.23% (five events) are TDEs, 0.45% are BFFs, and 0.89% are flaring AGN.¹⁶ The remaining 1.34% consist of one variable star, one event classified as “Galaxy” (which means that it was either an artifact or it faded before the spectrum was obtained), and one classified as “Other”. The “Other” event is AT 2022amc, which displays a featureless blue continuum. This could have been a young core-collapse SN or some other hot flare, including an SMBH-related one, such as a TDE or BFF. Unfortunately, no follow-up spectra were posted to TNS or, to our knowledge, published elsewhere, so its nature remains undetermined.

The five TDEs are AT 2020vwl (ZTF20achpcvt, also named ATLAS20bdgk and Gaia20etp; Hammerstein et al. 2021), AT 2021ehb (ZTF21aanxhju, also named ATLAS21jdy; Gezari et al. 2021; Yao 2021; Alexander et al. 2021; Yao 2022), AT 2022bdw (ZTF22aaahtqz, also named ATLAS22dth, Gaia22baj, and PS22avi; Arcavi et al. 2022b,a), AT 2022csn (ZTF22aabimec, also named ATLAS22ggz, Gaia22ayp and PS22bju; Arcavi & Pellegrino 2022), and AT 2022dbl (ZTF18aabdajx, also named ASASSN-22ci; Arcavi et al. 2022d; Sfaradi et al. 2022). AT 2020vwl was classified as a “TDE H+He” (van Velzen et al. 2020) by the ZTF group, with a spectrum obtained from the Spectral Energy Distribution Machine (SEDM; Blagorodnova et al. 2018) on the Palomar 60 inch telescope (Cenko et al. 2006). Despite the low spectral resolution, broad He II and H α can be clearly identified, on top of a blue continuum,

¹⁴ https://github.com/LCOGT/floyds_pipeline

¹⁵ One classified transient, AT 2022amc, has no redshift determination, since its spectrum consists of a blue continuum with no clearly identifiable lines

¹⁶ Here, the term “flaring AGN” refers to events with coherent brightening episodes much stronger than any typical variability seen in their historical light curves. Specifically, the flares seen here rose by 0.25 magnitudes on average in one week, which is much higher than normal AGN variability (e.g. MacLeod et al. 2012; Caplar et al. 2017)

Table 1. Numbers and fractions of the classes of candidates of interest from the different queries.

Query	Total Transients	Not Classified	SN	AGN	TDE	Other	Galaxy	BFF	Varstar
Lasair 1.0									
I: <19 Mag, Blue, and in PS	6	1	4	0	1	0	0	0	0
Percentage of All Transients		16.67%	66.67%	0	16.67%	0	0	0	0
Percentage of Classified Transients			80.00%	0	20.00%	0	0	0	0
II: <19 Mag and Blue	116	19	91	0	5	0	1	0	0
Percentage of All Transients		16.38%	78.45%	0	4.31%	0	0.86%	0	0
Percentage of Classified Transients			93.81%	0	5.15%	0	1.03%	0	0
III: <19 Mag	213	41	163	2	5	1	1	0	0
Percentage of All Transients		19.25%	76.53%	0.94%	2.35%	0.47%	0.47%	0	0
Percentage of Classified Transients			94.77%	1.16%	2.91%	0.58%	0.58%	0	0
IV: <19.5 Mag, Blue, and in PS	9	3	5	0	1	0	0	0	0
Percentage of All Transients		33.33%	55.56%	0	11.11%	0	0	0	0
Percentage of Classified Transients			83.33%	0	16.67%	0	0	0	0
V: <19.5 Mag and Blue	193	71	116	0	5	0	1	0	0
Percentage of All Transients		36.79%	60.10%	0	2.59%	0	0.52%	0	0
Percentage of Classified Transients			95.08%	0	4.10%	0	0.82%	0	0
VI: <19.5 Mag	345	121	213	2	5	1	1	1	1
Percentage of All Transients		35.07%	61.74%	0.58%	1.45%	0.29%	0.29%	0.29%	0.29%
Percentage of Classified Transients			95.09%	0.89%	2.23%	0.45%	0.45%	0.45%	0.45%
Lasair 3.0 (Iris)									
VII: <19 Mag in Iris	33	13	14	6	0	0	0	0	0
Percentage of All Transients		39.39%	42.42%	18.18%	0	0	0	0	0
Percentage of Classified Transients			70.00%	30.00%	0	0	0	0	0
VIII: <19.5 Mag in Iris	39	17	16	6	0	0	0	0	0
Percentage of All Transients		43.59%	41.03%	15.38%	0	0	0	0	0
Percentage of Classified Transients			72.73%	27.27%	0	0	0	0	0
IX: <19 Mag, in Iris, and in PS	1	0	0	1	0	0	0	0	0
Percentage of All Transients		0	0	100.00%	0	0	0	0	0
Percentage of Classified Transients			0	100.00%	0	0	0	0	0
X: <19.5 Mag, in Iris, and in PS	2	1	0	1	0	0	0	0	0
Percentage of All Transients		50.00%	0	50.00%	0	0	0	0	0
Percentage of Classified Transients			0	100.00%	0	0	0	0	0

making the TDE classification secure. AT 2021ehb was also classified by the ZTF team using an SEDM spectrum, but that spectrum is not publicly available on the TNS. Follow-up spectra that are available on the TNS do not show clear TDE signatures, but X-ray detections (Yao et al. 2021) make the TDE classification likely. AT 2022bdw, AT 2022csn, and AT 2022dbl were classified by the effort presented here, using the Las Cumbres Observatory Floyds spectrographs, based on broad H and He II spectral features on top of a blue continuum. AT 2022csn was initially classified by the ePESSTO+

collaboration as a Type I SLSN (Srivastav et al. 2022,ab) but later reclassified by us as a TDE after the emergence of TDE spectral features. AT 2022dbl is also listed on the TNS as AT 2018mac, due to a sporadic detection in 2018 at a similar position, likely resulting from an image-subtraction artifact. This is the only TDE out of the five found in a PS host from the French & Zabludoff (2018) catalog. We conclude that all five TDE classifications are secure, with the possible exception of AT 2021ehb, since its classification spectrum is not available on the TNS.

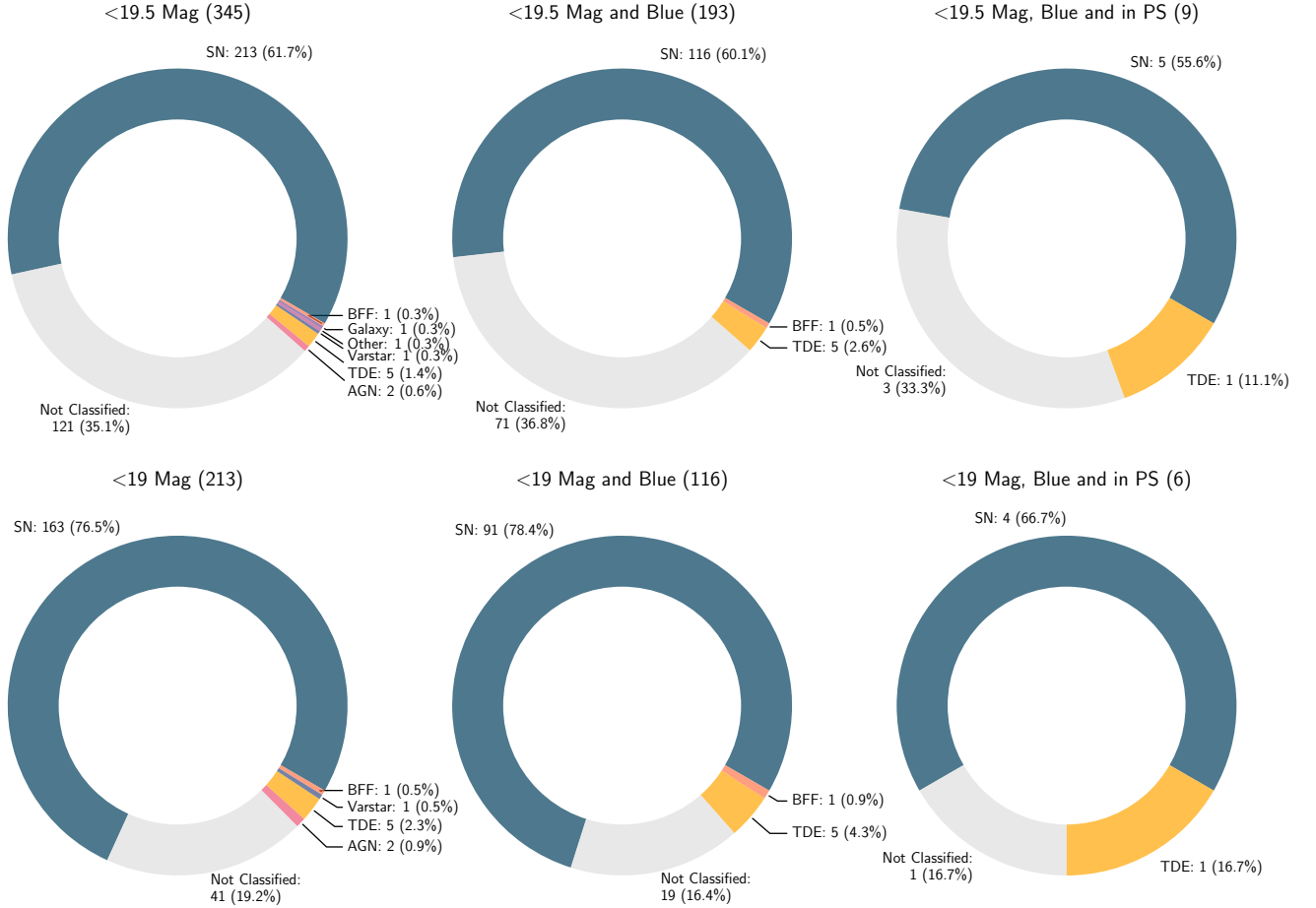


Figure 2. Numbers and fractions of the classes of candidates of interest from the different Lasair 1.0 queries, as detailed in the text and in Table 1. The numbers in parentheses next to each subplot title denote the total number of events in that query.

The BFF is AT2021seu (ZTF21abjciua, also named ATLAS21bbfi; Arcavi et al. 2021), also classified by this effort using Floyds (Arcavi 2021). The classification is based on a possible N III / He II emission complex on top of a blue continuum, not seen in an archival SDSS spectrum at that position (Arcavi et al. 2021), and resembling the spectra of BFFs in Trakhtenbrot et al. (2019).

All five TDEs pass the “blue criterion” (Criterion 11) and were found by Query V, but the number of SNe passing this criterion is much smaller, nearly doubling the percentage of TDEs among classified blue transients. Limiting the search to candidates that are both blue and brighter than magnitude 19 at discovery (Query II) keeps all TDEs and further increases their percentage to 5.15%. Looking at events in PS galaxies (Query IV),¹⁷ only one of the five TDEs remains, but it is one

of six (16.67%) classified transients there. This is consistent (to 1.2σ) with the finding of Arcavi et al. (2022c) that $10.0\% \pm 5.5\%$ of classified transients in PS galaxies should be TDEs.

For all of our events of interest in Lasair 3.0 (Query VIII), SNe are still the majority of classified events (72.73%), with the rest all flaring AGNs. The fraction of flaring AGNs in Lasair 3.0 is thus 30 times larger than in Lasair 1.0. Some of this difference is likely explained by the fact that, at least initially, Lasair 3.0 did not provide the full multiyear light-curve history of each candidate. This precluded filtering most AGNs by their historical activity.

In order to quantify the significance of the difference in fractions between queries, we calculate their confidence bounds using the Clopper-Pearson method (Clopper & Pearson 1934). Gehrels (1986) discusses how this method, which uses binomial statistics to estimate lower and upper confidence bounds for ratios, is especially useful for ratios of different event types, when the numbers of observed events are small. The 1σ confidence bounds

¹⁷ Here, we study all events that were both in a PS host and blue. There were two more transients in PS hosts that were not blue: ZTF20acselme (a Type Ia SN) and ZTF22aabsemf (an unclassified event).

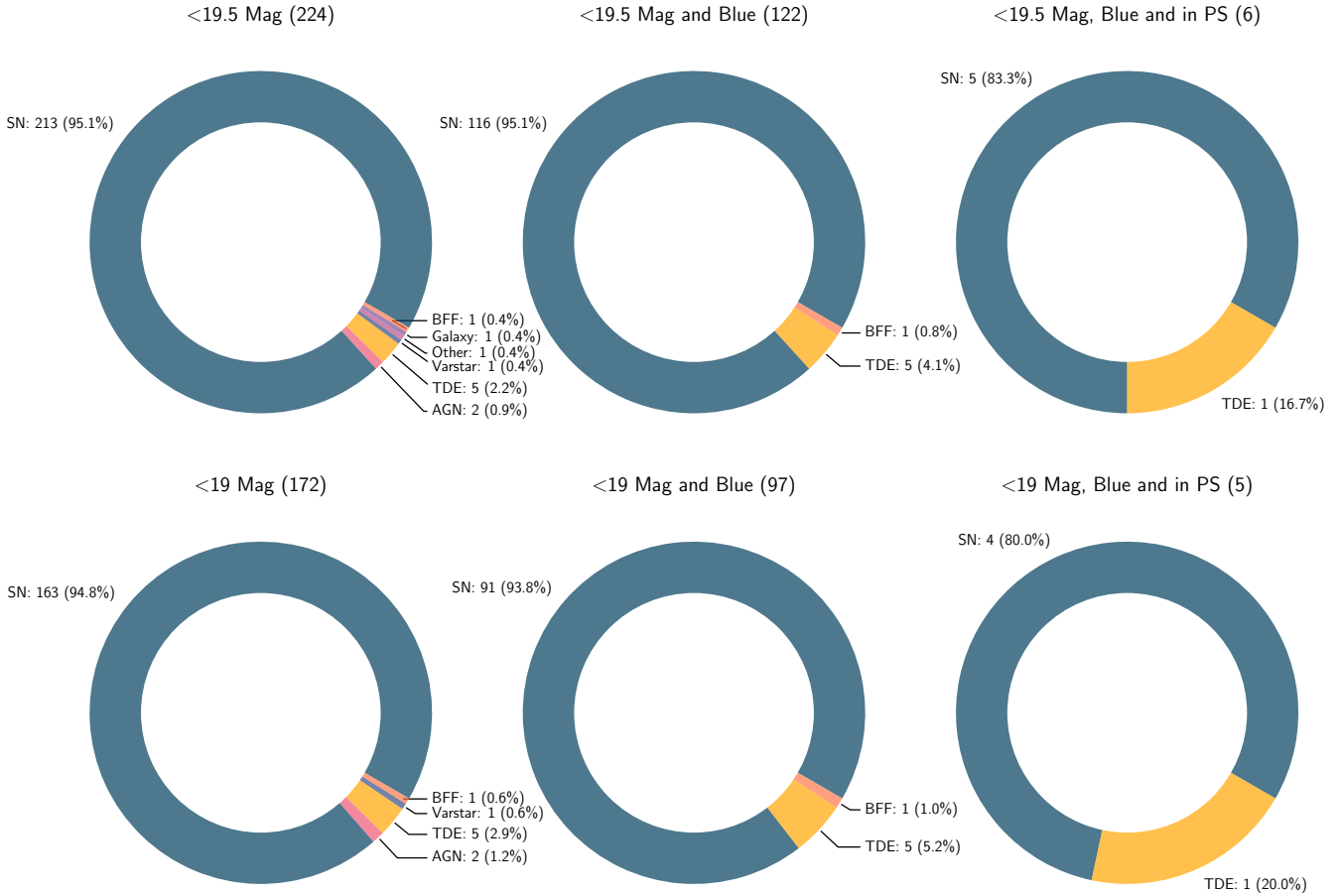


Figure 3. The same as Figure 2 but for classified events only.

calculated with this method (and used hereafter) are shown in Table 2.

The fraction of TDEs in our global Lasair 1.0 query (Query VI) is $2.23\% \pm 0.98\%$ and that of BFFs is $0.45\% \pm 0.44$. Requiring candidates be blue (Query V), increases the TDE fraction by a factor of 1.84 ± 1.11 . Adding the requirement for a PS host (Query IV) increases the TDE fraction by a factor of 7.47 ± 7.53 compared to the global query (Query VI). Without the full light-curve history of Lasair 3.0, the fraction of AGNs there increases by a factor of 30.55 ± 23.86 in Query VIII compared to Query VI.

We wish to check whether the offset of a source from its host galaxy center can be used as a way to better select for TDEs and BFFs. To do that, we retrieved the `distnr` parameter of each detection of each SN, TDE, and the BFF in our sample using the Automatic Learning for the Rapid Classification of Events (ALeRCE)

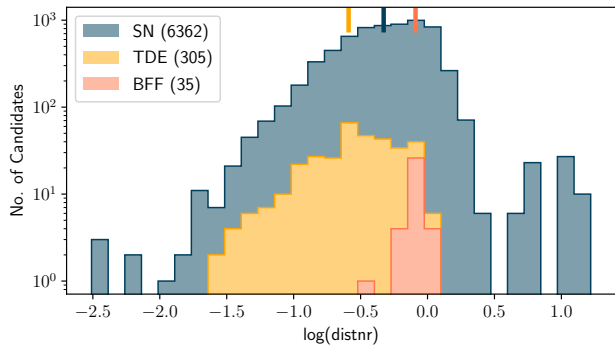
broker¹⁸ (Förster et al. 2021). The `distnr` parameter is provided with each detection of a source in the ZTF alert packets¹⁹. It denotes the distance of that detection to the nearest source in the reference-image PSF catalog (within $30''$), in units of pixels (which are equal to units of $''$, since the ZTF pixel scale is 1 pixel per $''$). We plot the distribution of these values in Figure 4. TDEs show a slightly lower average `distnr` value than SNe, but the difference is much smaller than the spread of values of each type of event and hence not significant. Our one BFF actually shows a larger average `distnr` value than the SNe. However, this is based on detections of a single event, and could be driven by the centroid measurement of its particular host galaxy in ZTF. We conclude that there is no significant difference in the `distnr` values between SNe, TDEs, and BFFs in ZTF, and therefore that this parameter is not a good discriminant.

¹⁸ <https://alerce.science/>

¹⁹ <https://zwickkytransientfacility.github.io/ztf-avro-alert/schema.html>

Table 2. Fractions of classified candidates of interest from the different queries with 1σ Clopper-Pearson confidence bounds.

Query	SN	AGN	TDE	Other	Galaxy	BFF	Varstar
I	80.00% \pm 17.79%	0	20.00% \pm 17.79%	0	0	0	0
II	93.81% \pm 2.43%	0	5.15% \pm 2.23%	0	1.03% \pm 1.02%	0	0
III	94.77% \pm 1.69%	1.16% \pm 0.81%	2.91% \pm 1.27%	0.58% \pm 0.58%	0.58% \pm 0.58%	0	0
IV	83.33% \pm 15.13%	0	16.67% \pm 15.13%	0	0	0	0
V	95.08% \pm 1.95%	0	4.10% \pm 1.78%	0	0.82% \pm 0.81%	0	0
VI	95.09% \pm 1.44%	0.89% \pm 0.63%	2.23% \pm 0.98%	0.45% \pm 0.44%	0.45% \pm 0.44%	0.45% \pm 0.44%	0.45% \pm 0.44%
VII	70.00% \pm 10.19%	30.00% \pm 10.19%	0	0	0	0	0
VIII	72.73% \pm 9.44%	27.27% \pm 9.44%	0	0	0	0	0
IX	0	100.00% \pm 0.00%	0	0	0	0	0
X	0	100.00% \pm 0.00%	0	0	0	0	0

**Figure 4.** Distribution of the `distnr` parameter, which quantifies the offset of a source from its host galaxy center (shown in a stacked histogram) for all detections of SNe, TDEs, and the BFF. The vertical lines at the top denote the average value for each class. The number of total detections per class of events is shown in parentheses in the legend. While TDEs show a lower average offset compared to SNe, the difference is not large enough to be used as a discriminant.

There are 24 additional events that are classified as TDEs on the TNS, from the time period of our search, which do not appear here. Of those, 16 have robust TDE classifications (i.e. at least one public spectrum showing clear broad He II and/or H α emission and blue colors). The rest have either no public spectrum available, very noisy spectra, or show no clear spectral features. Of the 16 robust TDEs, most (11) have not been identified here because they were deemed not to have a coherent rising light curve at discovery. Three events were missed due to a bug in the queries (which was later fixed), and two did not pass Criterion 7, regarding the number of unreliable detections (one required increasing the number of unreliable detections from <3 to <5 , and one required it be increased to <21). However, relaxing Criterion 7

would have likely also led to an increase in contaminant candidates.

4. DISCUSSION AND CONCLUSIONS

Our results quantify the “needle in a haystack” problem of finding TDEs and BFFs in wide-field transient surveys. We find that the photometric history of candidates is crucial for removing most AGN contamination. Even so, roughly one in 35–45 events is a TDE, and one in 170–220 is a BFF. This sets a significant challenge for identifying these events in current transient surveys, and for identifying even a small subset of the thousands of TDEs expected to be discovered by the Legacy Survey of Space and Time (LSST; Ivezić et al. 2019) every year (Bricman & Gomboc 2020).

The fraction of TDEs increases by almost a factor of 2 to roughly one in 20–25 events when selecting only blue ($g-r < 0.05$) transients. This cut does not remove any TDEs. The fraction further increases by another factor of ~ 3 to roughly one in 5–6 events when selecting probable TDE host galaxies. However, such galaxies are rare, making the total number of TDEs discoverable in this way small. Given the huge increase in expected TDE discovery fractions, though, it would be beneficial to update the French & Zabludoff (2018) galaxy catalog and to expand its coverage using new spectroscopic and photometric surveys such as SDSS-V (Kollmeier et al. 2017).

An additional $\sim 50\%$ of TDEs are found when relaxing Criterion 7 to allow events with a smaller number of reliable detections, and roughly three times as many TDEs are found when relaxing the condition that the event be rising in brightness at discovery. However, the number of contaminants that relaxing such criteria adds is significant. For example, changing the threshold of Criterion 7 from <3 to <5 (which would have added one TDE

to the sample) increased the number of daily candidates by a factor of 2–3, and changing it to <21 (which would have added a second TDE to the sample) increased the number of daily candidates by an order of magnitude.

We find no significant difference between the offsets of TDEs vs. nuclear SNe from their host galaxy centers. Therefore, this parameter cannot be used as a discriminant for selecting more likely TDEs, at least not in ZTF, as quantified by the `distnr` parameter. LSST, with its higher spatial resolution, might be able to make host nucleus offsets a more viable distinguishing parameter.

An additional possible discriminant for selecting TDEs, but which was not tested here, is their ultraviolet to optical colors (e.g. [Hung et al. 2018](#)). Obtaining ultraviolet photometry rapidly and for many targets is currently possible almost exclusively with the the Neil Gehrels *Swift* Observatory ([Gehrels et al. 2004](#)) Ultraviolet/Optical Telescope ([Roming et al. 2005](#)). Indeed, [Hung et al. \(2018\)](#) have shown that selecting transients by a combination of their ultraviolet to optical colors using *Swift* and the optical colors of their host galaxies increased the fraction of TDEs to 1 in 4.5. However, *Swift* is limited in the number of transients it can vet. The upcoming Ultraviolet Transient Astronomy Satellite (ULTRASAT; [Sagiv et al. 2014](#)), with its wide-field ultraviolet imager, is expected to obtain ultraviolet photometry for thousands of TDEs. This will be an excellent way to discriminate TDEs from other transients without the need for substantial classification resources.

Another approach is to train machine-learning algorithms to classify transients from photometry alone. This has been done for distinguishing between some SN types (e.g. [Richards et al. 2012](#); [Möller et al. 2016](#); [Charnock & Moss 2017](#); [Boone 2019](#); [Ishida et al. 2019](#); [Villar et al. 2019](#); [Gomez et al. 2020](#); [Hosseinzadeh et al. 2020](#); [Villar et al. 2020](#)). Until recently, the number of observed TDEs has been too small to be used for classification training, leading [Muthukrishna et al. \(2019\)](#) to train their algorithm on simulated TDE light curves. Today, with TDE light curves available for dozens of events, it might be possible to effectively train a machine-learning algorithm to distinguish TDE light curves from those of other SNe. How effectively this can be done, and at what phase of the light curve a robust classification can be obtained (if at all), remains to be tested.

Of course, any such filtering based on the photometric properties of the transient or the characteristics of its host galaxy can also bias population studies of TDEs and BFFs. A specific population that almost all current searches (including ours) are biased against is that of slowly evolving transients with years-long evolution.

Such events are already suppressed by the alert mechanisms of most transient surveys, even before reaching the brokers. ZTF alerts, for example, are generated by comparing a new image to a reference image taken up to a few months to a few years earlier. Therefore, events that rise on a time scale of several years will not be much brighter in the new image compared to the reference, and thus an alert might never be issued. Since the set of images used as references is updated from time to time, such transients could remain hidden during the lifetimes of the surveys. Indeed, when [Lawrence et al. \(2016\)](#) compared images from PS1 to images obtained a decade earlier by SDSS, they found a population of slowly rising nuclear transients. This population is not seen in current transient surveys, which are optimized to find transients that change on shorter time scales.

It will thus continue to be challenging to find TDEs and BFFs in optical transient surveys in an unbiased way, even for events evolving on time scales of days to months. One way forward is to use some combination of well-defined photometric and host galaxy filters, such as those used here. However, making searches as complete as possible will still require ample spectroscopic resources for vetting large numbers of SMBH-related transient candidates.

We thank B. Trakhtenbrot for providing some of the spectroscopy time on the Las Cumbres network used to classify candidates identified here, and A. Lawrence, K. Smith, R. Williams, and D. Young for assistance with using Lasair and for helpful comments. We also thank M. Nicholl for implementing many of the queries used here on Lasair, as well as the [French & Zabludoff \(2018\)](#) galaxy catalog as a watchlist there, and A. Riba for developing a Target and Observation Manager used to manually inspect candidates and schedule followup observations. We are grateful to B. Zackay for helpful comments regarding host offsets.

Y.D., I.A., and L.M. acknowledge support from the European Research Council (ERC) under the European Union’s Horizon 2020 research and innovation program (grant agreement number 852097). I.A. is a CIFAR Azrieli Global Scholar in the Gravity and the Extreme Universe Program and acknowledges support from that program, from the Israel Science Foundation (grant No. 2752/19), from the United States – Israel Binational Science Foundation (BSF; grant No. 2018166), and from the Israeli Council for Higher Education Alon Fellowship. This work makes use of observations with the Las Cumbres Observatory global telescope network. The Las Cumbres Observatory group is supported by NSF

grants AST-1911151 and AST-1911225 and BSF grant 2018166.

REFERENCES

- Aamer, A., O’Neill, D., Ridley, E., et al. 2022a, Transient Name Server Classification Report, 2022-291, 1
- Aamer, A., O’Neill, D., Killestein, T., et al. 2022b, Transient Name Server AstroNote, 48, 1
- Aamer, A., Ridley, E., O’Neill, D., et al. 2022c, Transient Name Server AstroNote, 29, 1
- Alam, S., Albareti, F. D., Allende Prieto, C., & et al. 2015, ApJS, 219, 12, doi: [10.1088/0067-0049/219/1/12](https://doi.org/10.1088/0067-0049/219/1/12)
- Alexander, K. D., Goodwin, A. J., Miller-Jones, J., et al. 2021, Transient Name Server AstroNote, 309, 1
- Anderson, J., Pessi, P., Galbany, L., et al. 2020, Transient Name Server AstroNote, 244, 1
- Angus, C. 2021, Transient Name Server Classification Report, 2021-1179, 1
- Arcavi, I. 2021, Transient Name Server Classification Report, 2021-2460, 1
- Arcavi, I., Dgany, Y., & Pellegrino, C. 2022a, Transient Name Server AstroNote, 50, 1
- Arcavi, I., Dgany, Y., Pellegrino, C., et al. 2022b, Transient Name Server Classification Report, 2022-511, 1
- Arcavi, I., Nyiha, I., & French, K. D. 2022c, ApJ, 924, 121, doi: [10.3847/1538-4357/ac2fa7](https://doi.org/10.3847/1538-4357/ac2fa7)
- Arcavi, I., & Pellegrino, C. 2022, Transient Name Server Classification Report, 2022-3660, 1
- Arcavi, I., Gal-Yam, A., Sullivan, M., et al. 2014, ApJ, 793, 38, doi: [10.1088/0004-637X/793/1/38](https://doi.org/10.1088/0004-637X/793/1/38)
- Arcavi, I., Newsome, M., Dgany, Y., et al. 2021, Transient Name Server AstroNote, 195, 1
- Arcavi, I., Dgany, Y., Pellegrino, C., et al. 2022d, Transient Name Server Classification Report, 2022-504, 1
- Arcavi, I., Dgany, Y., Trakhtenbrot, B., et al. 2022e, Transient Name Server Classification Report, 2022-512, 1
- Balam, D. D., & Kendurkar, M. 2022, Transient Name Server AstroNote, 37, 1
- Balcon, C. 2021, Transient Name Server Classification Report, 2021-1047, 1
- Bellm, E. 2014, in The Third Hot-wiring the Transient Universe Workshop, ed. P. R. Wozniak, M. J. Graham, A. A. Mahabal, & R. Seaman, 27–33. <https://arxiv.org/abs/1410.8185>
- Blagorodnova, N., Neill, J. D., Walters, R., et al. 2018, PASP, 130, 035003, doi: [10.1088/1538-3873/aaa53f](https://doi.org/10.1088/1538-3873/aaa53f)
- Blagorodnova, N., Cenko, S. B., Kulkarni, S. R., et al. 2019, ApJ, 873, 92, doi: [10.3847/1538-4357/ab04b0](https://doi.org/10.3847/1538-4357/ab04b0)
- Boone, K. 2019, AJ, 158, 257, doi: [10.3847/1538-3881/ab5182](https://doi.org/10.3847/1538-3881/ab5182)
- Bowen, I. S. 1928, ApJ, 67, 1, doi: [10.1086/143091](https://doi.org/10.1086/143091)
- Bricman, K., & Gomboc, A. 2020, ApJ, 890, 73, doi: [10.3847/1538-4357/ab698910.48550/arXiv.1906.08235](https://doi.org/10.3847/1538-4357/ab698910.48550/arXiv.1906.08235)
- Brown, T. M., Baliber, N., Bianco, F. B., et al. 2013, PASP, 125, 1031, doi: [10.1086/67316810.48550/arXiv.1305.2437](https://doi.org/10.1086/67316810.48550/arXiv.1305.2437)
- Bruch, R., Strotjohann, N., Gal-Yam, A., et al. 2021, Transient Name Server AstroNote, 200, 1
- Burke, J., Arcavi, I., Hiramatsu, D., et al. 2020a, Transient Name Server Classification Report, 2020-3361, 1
- Burke, J., Dgani, Y., Arcavi, I., et al. 2020b, Transient Name Server Classification Report, 2020-3662, 1
- . 2020c, Transient Name Server Classification Report, 2020-3412, 1
- . 2020d, Transient Name Server Classification Report, 2020-3499, 1
- . 2020e, Transient Name Server Classification Report, 2020-3823, 1
- . 2021a, Transient Name Server Classification Report, 2021-50, 1
- . 2021b, Transient Name Server Classification Report, 2021-36, 1
- . 2021c, Transient Name Server Classification Report, 2021-680, 1
- . 2021d, Transient Name Server Classification Report, 2021-3859, 1
- . 2021e, Transient Name Server Classification Report, 2021-3923, 1
- Burke, J., Dgany, Y., Arcavi, I., et al. 2020f, Transient Name Server Classification Report, 2020-3626, 1
- Burke, J., Dgany, Y., Hiramatsu, D., et al. 2020g, Transient Name Server Classification Report, 2020-3963, 1
- Burke, J., Dgani, Y., Arcavi, I., et al. 2021f, Transient Name Server Classification Report, 2021-2075, 1
- . 2021g, Transient Name Server Classification Report, 2021-2591, 1
- . 2021h, Transient Name Server Classification Report, 2021-2577, 1
- . 2021i, Transient Name Server Classification Report, 2021-3250, 1
- . 2021j, Transient Name Server Classification Report, 2021-4145, 1
- . 2022a, Transient Name Server Classification Report, 2022-719, 1

- . 2022b, Transient Name Server Classification Report, 2022-646, 1
- . 2022c, Transient Name Server Classification Report, 2022-600, 1
- Buzzoni, B., Delabre, B., Dekker, H., et al. 1984, *The Messenger*, 38, 9
- Callis, E., Ihanec, N., Gromadzki, M., et al. 2020, *Transient Name Server AstroNote*, 222, 1
- Caplar, N., Lilly, S. J., & Trakhtenbrot, B. 2017, *ApJ*, 834, 111, doi: [10.3847/1538-4357/834/2/111](https://doi.org/10.3847/1538-4357/834/2/111)
- Carini, R., Gutierrez, C., & Yaron, O. 2021a, *Transient Name Server Classification Report*, 2021-3519, 1
- Carini, R., Gutiérrez, C., Elias-Rosa, N., et al. 2021b, *Transient Name Server AstroNote*, 265, 1
- Cenko, S. B., Fox, D. B., Moon, D.-S., et al. 2006, *PASP*, 118, 1396, doi: [10.1086/508366](https://doi.org/10.1086/508366)
- Chambers, K. C., Magnier, E. A., Metcalfe, N., et al. 2016, *arXiv e-prints*, arXiv:1612.05560, doi: [10.48550/arXiv.1612.05560](https://doi.org/10.48550/arXiv.1612.05560)
- Chan, C.-H., Piran, T., Krolik, J. H., & Saban, D. 2019, *ApJ*, 881, 113, doi: [10.3847/1538-4357/ab2b40](https://doi.org/10.3847/1538-4357/ab2b40)
- Charnock, T., & Moss, A. 2017, *ApJL*, 837, L28, doi: [10.3847/2041-8213/aa603d](https://doi.org/10.3847/2041-8213/aa603d)
- Chu, M., Dahiwale, A., & Fremling, C. 2021a, *Transient Name Server Classification Report*, 2021-3263, 1
- . 2021b, *Transient Name Server Classification Report*, 2021-2623, 1
- . 2021c, *Transient Name Server Classification Report*, 2021-2547, 1
- . 2021d, *Transient Name Server Classification Report*, 2021-2834, 1
- . 2021e, *Transient Name Server Classification Report*, 2021-2980, 1
- . 2021f, *Transient Name Server Classification Report*, 2021-3202, 1
- . 2021g, *Transient Name Server Classification Report*, 2021-3211, 1
- Clopper, C. J., & Pearson, E. S. 1934, *Biometrika*, 26, 404, doi: [10.1093/biomet/26.4.404](https://doi.org/10.1093/biomet/26.4.404)
- Cosentino, S. P., Evans, C. R., Inserra, C., et al. 2022a, *Transient Name Server Classification Report*, 2022-1409, 1
- Cosentino, S. P., Evans, C. R., Parrag, E., et al. 2022b, *Transient Name Server AstroNote*, 116, 1
- Dahiwale, A., & Fremling, C. 2020a, *Transient Name Server Classification Report*, 2020-3790, 1
- . 2020b, *Transient Name Server Classification Report*, 2020-3837, 1
- . 2020c, *Transient Name Server Classification Report*, 2020-3859, 1
- . 2020d, *Transient Name Server Classification Report*, 2020-3914, 1
- . 2021a, *Transient Name Server Classification Report*, 2021-1102, 1
- . 2021b, *Transient Name Server Classification Report*, 2021-922, 1
- . 2021c, *Transient Name Server Classification Report*, 2021-1156, 1
- . 2021d, *Transient Name Server Classification Report*, 2021-512, 1
- . 2021e, *Transient Name Server Classification Report*, 2021-479, 1
- . 2021f, *Transient Name Server Classification Report*, 2021-223, 1
- . 2021g, *Transient Name Server Classification Report*, 2021-358, 1
- . 2021h, *Transient Name Server Classification Report*, 2021-38, 1
- . 2021i, *Transient Name Server Classification Report*, 2021-66, 1
- . 2021j, *Transient Name Server Classification Report*, 2021-87, 1
- . 2021k, *Transient Name Server Classification Report*, 2021-193, 1
- . 2021l, *Transient Name Server Classification Report*, 2021-405, 1
- . 2021m, *Transient Name Server Classification Report*, 2021-1378, 1
- . 2021n, *Transient Name Server Classification Report*, 2021-435, 1
- . 2021o, *Transient Name Server Classification Report*, 2021-569, 1
- . 2021p, *Transient Name Server Classification Report*, 2021-1234, 1
- . 2021q, *Transient Name Server Classification Report*, 2021-1664, 1
- . 2021r, *Transient Name Server Classification Report*, 2021-650, 1
- . 2021s, *Transient Name Server Classification Report*, 2021-665, 1
- . 2021t, *Transient Name Server Classification Report*, 2021-1008, 1
- . 2021u, *Transient Name Server Classification Report*, 2021-885, 1
- . 2021v, *Transient Name Server Classification Report*, 2021-1197, 1
- . 2021w, *Transient Name Server Classification Report*, 2021-965, 1
- . 2021x, *Transient Name Server Classification Report*, 2021-1574, 1

- . 2021y, Transient Name Server Classification Report, 2021-1147, 1
- . 2021z, Transient Name Server Classification Report, 2021-1282, 1
- . 2021aa, Transient Name Server Classification Report, 2021-1482, 1
- . 2021ab, Transient Name Server Classification Report, 2021-1984, 1
- Delgado, M., Galbany, L., Gonzalez, R., Munoz, S., & Zimmerman, E. 2021, Transient Name Server Classification Report, 2021-215, 1
- Delgado, M., Galbany, L., González, R., et al. 2021ab, Transient Name Server AstroNote, 23, 1
- Delgado, M., González, R., Muñoz, S., et al. 2021ac, Transient Name Server AstroNote, 206, 1
- Dennefeld, M., Ihanec, N., Gromadzki, M., & Yaron, O. 2022, Transient Name Server Classification Report, 2022-1200, 1
- Dennefeld, M., Taubenberger, S., & Yaron, O. 2021, Transient Name Server Classification Report, 2021-1251, 1
- Dennefeld, M., Taubenberger, S., Holas, A., et al. 2021ab, Transient Name Server AstroNote, 126, 1
- Dennefeld, M., Ihanec, N., Gromadzki, M., et al. 2022ab, Transient Name Server AstroNote, 102, 1
- Desai, D. 2022, Transient Name Server Classification Report, 2022-658, 1
- Dimitriadis, G., & Angus, C. 2021, Transient Name Server Classification Report, 2021-1224, 1
- Dimitriadis, G., & Foley, R. J. 2021, Transient Name Server Classification Report, 2021-434, 1
- Filippenko, A. V. 1982, Publications of the Astronomical Society of the Pacific, 94, 715, doi: [10.1086/131052](https://doi.org/10.1086/131052)
- Förster, F., Cabrera-Vives, G., Castillo-Navarrete, E., et al. 2021, AJ, 161, 242, doi: [10.3847/1538-3881/abe9bc](https://doi.org/10.3847/1538-3881/abe9bc)
- French, K. D., Arcavi, I., & Zabludoff, A. 2016, ApJL, 818, L21, doi: [10.3847/2041-8205/818/1/L21](https://doi.org/10.3847/2041-8205/818/1/L21)
- French, K. D., Arcavi, I., Zabludoff, A. I., et al. 2020, ApJ, 891, 93, doi: [10.3847/1538-4357/ab7450](https://doi.org/10.3847/1538-4357/ab7450)
- French, K. D., Wevers, T., Law-Smith, J., Graur, O., & Zabludoff, A. I. 2020ab, SSRv, 216, 32, doi: [10.1007/s11214-020-00657-y](https://doi.org/10.1007/s11214-020-00657-y)
- French, K. D., & Zabludoff, A. I. 2018, ApJ, 868, 99, doi: [10.3847/1538-4357/aaea64](https://doi.org/10.3847/1538-4357/aaea64)
- Fulton, M., Srivastav, S., Smartt, S. J., et al. 2022, Transient Name Server Classification Report, 2022-1253, 1
- Gehrels, N. 1986, ApJ, 303, 336, doi: [10.1086/164079](https://doi.org/10.1086/164079)
- Gehrels, N., Chincarini, G., Giommi, P., et al. 2004, ApJ, 611, 1005, doi: [10.1086/422091](https://doi.org/10.1086/422091)
- Gezari, S. 2021, ARA&A, 59, 21, doi: [10.1146/annurev-astro-111720-030029](https://doi.org/10.1146/annurev-astro-111720-030029)
- Gezari, S., Chornock, R., Rest, A., et al. 2012, Nature, 485, 217, doi: [10.1038/nature10990](https://doi.org/10.1038/nature10990)
- Gezari, S., Hammerstein, E., Yao, Y., et al. 2021, Transient Name Server AstroNote, 103, 1
- Gillanders, J., Srivastav, S., Fulton, M., et al. 2021, Transient Name Server Classification Report, 2021-86, 1
- Gomez, S., Berger, E., Blanchard, P. K., et al. 2020, ApJ, 904, 74, doi: [10.3847/1538-4357/abbf49](https://doi.org/10.3847/1538-4357/abbf49)
- Gomez, S., Blanchard, P., Hiramatsu, D., Berger, E., & Hosseinzadeh, G. 2021, Transient Name Server Classification Report, 2021-3822, 1
- Gonzalez, E. P., Burke, J., Hiramatsu, D., et al. 2021, Transient Name Server Classification Report, 2021-2575, 1
- Gonzalez, E. P., & Dgany, Y. 2021, Transient Name Server Classification Report, 2021-268, 1
- Gonzalez, E. P., Dgany, Y., Burke, J., et al. 2021ab, Transient Name Server Classification Report, 2021-3609, 1
- . 2021ac, Transient Name Server Classification Report, 2021-1631, 1
- . 2021ad, Transient Name Server Classification Report, 2021-4017, 1
- . 2021ae, Transient Name Server Classification Report, 2021-2576, 1
- . 2021af, Transient Name Server Classification Report, 2021-2979, 1
- . 2021ag, Transient Name Server Classification Report, 2021-3952, 1
- . 2022, Transient Name Server Classification Report, 2022-843, 1
- Gonzalez, R., Galbany, L., Munoz, S., Delgado, M., & Irani, I. 2021ah, Transient Name Server Classification Report, 2021-230, 1
- Gonzalez, R., Galbany, L., Munoz, S., Delgado, M., & Yaron, O. 2021ai, Transient Name Server Classification Report, 2021-259, 1
- González, R., Galbany, L., Muñoz, S., et al. 2021, Transient Name Server AstroNote, 29, 1
- . 2021ab, Transient Name Server AstroNote, 25, 1
- Graham, M. J., Kulkarni, S. R., Bellm, E. C., et al. 2019, PASP, 131, 078001, doi: [10.1088/1538-3873/ab006c](https://doi.org/10.1088/1538-3873/ab006c)
- Gromadzki, M., Ihanec, N., Callis, E., Fraser, M., & Irani, I. 2020, Transient Name Server Classification Report, 2020-3382, 1
- Gromadzki, M., Ihanec, N., Callis, E., et al. 2020ab, Transient Name Server Classification Report, 2020-3360, 1

- Gromadzki, M., Ihanec, N., Cartier, R., & Yaron, O. 2021, Transient Name Server Classification Report, 2021-3694, 1
- Gromadzki, M., Hamanowicz, A., Wyrzykowski, L., et al. 2019, *A&A*, 622, L2, doi: [10.1051/0004-6361/201833682](https://doi.org/10.1051/0004-6361/201833682)
- Gromadzki, M., Ihanec, N., Callis, E., et al. 2020ac, Transient Name Server AstroNote, 216, 1
- Gromadzki, M., Ihanec, N., Wevers, T., et al. 2020ad, Transient Name Server AstroNote, 233, 1
- Gromadzki, M., Ihanec, N., Callis, E., et al. 2020ae, Transient Name Server AstroNote, 234, 1
- Gromadzki, M., Ihanec, N., Cartier, R., et al. 2021ab, Transient Name Server AstroNote, 277, 1
- Hammerstein, E., Gezari, S., Velzen, S. V., et al. 2021, Transient Name Server Classification Report, 2021-159, 1
- Harvey, L., Prentice, S., Magee, M., Deckers, M., & Zimmerman, E. 2021, Transient Name Server Classification Report, 2021-563, 1
- Harvey, L., Prentice, S., Deckers, M., et al. 2021ab, Transient Name Server AstroNote, 72, 1
- Hills, J. G. 1975, *Nature*, 254, 295, doi: [10.1038/254295a0](https://doi.org/10.1038/254295a0)
- Hinds, K., Chu, M., Dahiwalé, A., & Fremling, C. 2022, Transient Name Server Classification Report, 2022-1387, 1
- Hinds, K., & Perley, D. 2022, Transient Name Server Classification Report, 2022-1445, 1
- Hinkle, J. 2020, Transient Name Server Classification Report, 2020-3689, 1
- Hinshaw, G., Larson, D., Komatsu, E., et al. 2013, *ApJS*, 208, 19, doi: [10.1088/0067-0049/208/2/1910.48550/arXiv.1212.5226](https://doi.org/10.1088/0067-0049/208/2/1910.48550/arXiv.1212.5226)
- Hiramatsu, D., Dgany, Y., Arcavi, I., et al. 2020, Transient Name Server Classification Report, 2020-3921, 1
- . 2020ab, Transient Name Server Classification Report, 2020-3605, 1
- . 2020ac, Transient Name Server Classification Report, 2020-3778, 1
- . 2020ad, Transient Name Server Classification Report, 2020-3713, 1
- . 2020ae, Transient Name Server Classification Report, 2020-3945, 1
- . 2021, Transient Name Server Classification Report, 2021-250, 1
- . 2021ab, Transient Name Server Classification Report, 2021-306, 1
- . 2021ac, Transient Name Server Classification Report, 2021-953, 1
- . 2021ad, Transient Name Server Classification Report, 2021-2457, 1
- . 2021ae, Transient Name Server Classification Report, 2021-1305, 1
- . 2021af, Transient Name Server Classification Report, 2021-1717, 1
- . 2021ag, Transient Name Server Classification Report, 2021-1859, 1
- . 2021ah, Transient Name Server Classification Report, 2021-2287, 1
- . 2021ai, Transient Name Server Classification Report, 2021-2303, 1
- . 2021aj, Transient Name Server Classification Report, 2021-2504, 1
- Ho, A. Y. Q., Perley, D. A., Gal-Yam, A., et al. 2021, arXiv e-prints, arXiv:2105.08811, doi: [10.48550/arXiv.2105.08811](https://doi.org/10.48550/arXiv.2105.08811)
- Hosseinzadeh, G., Dauphin, F., Villar, V. A., et al. 2020, *ApJ*, 905, 93, doi: [10.3847/1538-4357/abc42b](https://doi.org/10.3847/1538-4357/abc42b)
- Hung, T. 2021, Transient Name Server Classification Report, 2021-2317, 1
- Hung, T., Gezari, S., Cenko, S. B., et al. 2018, *ApJS*, 238, 15, doi: [10.3847/1538-4365/aad8b1](https://doi.org/10.3847/1538-4365/aad8b1)
- Ihanec, N., Gromadzki, M., Callis, E., Fraser, M., & Yaron, O. 2020, Transient Name Server Classification Report, 2020-3524, 1
- Ihanec, N., Gromadzki, M., Cartier, R., & Yaron, O. 2021, Transient Name Server Classification Report, 2021-3661, 1
- . 2021ab, Transient Name Server Classification Report, 2021-3674, 1
- Ihanec, N., Gromadzki, M., Wevers, T., & Irani, I. 2020ab, Transient Name Server Classification Report, 2020-3486, 1
- Ihanec, N., Gromadzki, M., Cartier, R., et al. 2021ac, Transient Name Server AstroNote, 274, 1
- . 2021ad, Transient Name Server AstroNote, 275, 1
- Ishida, E. E. O., Beck, R., González-Gaitán, S., et al. 2019, *MNRAS*, 483, 2, doi: [10.1093/mnras/sty3015](https://doi.org/10.1093/mnras/sty3015)
- Ivezić, Ž., Kahn, S. M., Tyson, J. A., et al. 2019, *ApJ*, 873, 111, doi: [10.3847/1538-4357/ab042c](https://doi.org/10.3847/1538-4357/ab042c)
- Jacobson-Galan, W. 2021, Transient Name Server Classification Report, 2021-3666, 1
- Jacobson-Galán, W., & Foley, R. 2021, Transient Name Server AstroNote, 272, 1
- Jaeger, T. D. 2021, Transient Name Server Classification Report, 2021-1460, 1
- Johansson, J., Chu, M., Dahiwalé, A., & Fremling, C. 2022, Transient Name Server Classification Report, 2022-1321, 1

- Kaiser, N., Burgett, W., Chambers, K., et al. 2010, in Society of Photo-Optical Instrumentation Engineers (SPIE) Conference Series, Vol. 7733, Ground-based and Airborne Telescopes III, ed. L. M. Stepp, R. Gilmozzi, & H. J. Hall, 77330E, doi: [10.1117/12.859188](https://doi.org/10.1117/12.859188)
- Kankare, E., Nagao, T., Koivisto, N., et al. 2021, Transient Name Server Classification Report, 2021-762, 1
- . 2021ab, Transient Name Server AstroNote, 84, 1
- Killestein, T., Aamer, A., Fulton, M., et al. 2022, Transient Name Server Classification Report, 2022-474, 1
- Killestein, T., O’Neill, D., Aamer, A., et al. 2022ab, Transient Name Server Classification Report, 2022-500, 1
- Killestein, T., Aamer, A., Fulton, M., et al. 2022ac, Transient Name Server AstroNote, 46, 1
- Kollmeier, J. A., Zasowski, G., Rix, H.-W., et al. 2017, arXiv e-prints, arXiv:1711.03234, doi: [10.48550/arXiv.1711.03234](https://doi.org/10.48550/arXiv.1711.03234)
- Lawrence, A., Bruce, A. G., MacLeod, C., et al. 2016, MNRAS, 463, 296, doi: [10.1093/mnras/stw1963](https://doi.org/10.1093/mnras/stw1963)
- Leadbeater, R. 2021, Transient Name Server Classification Report, 2021-1099, 1
- Leloudas, G., Dai, L., Arcavi, I., et al. 2019, ApJ, 887, 218, doi: [10.3847/1538-4357/ab5792](https://doi.org/10.3847/1538-4357/ab5792)
- MacLeod, C. L., Ivezić, Ž., Sesar, B., et al. 2012, ApJ, 753, 106, doi: [10.1088/0004-637X/753/2/106](https://doi.org/10.1088/0004-637X/753/2/106)
- Madigan, A.-M., Halle, A., Moody, M., et al. 2018, ApJ, 853, 141, doi: [10.3847/1538-4357/aaa714](https://doi.org/10.3847/1538-4357/aaa714)
- Magee, M., Terwel, J., Prentice, S., Harvey, L., & Strotjohann, N. L. 2021, Transient Name Server Classification Report, 2021-327, 1
- Makrygianni, L., Dgany, Y., Lam, M., et al. 2021, Transient Name Server AstroNote, 170, 1
- . 2021ab, Transient Name Server Classification Report, 2021-1964, 1
- Makrygianni, L., Trakhtenbrot, B., Arcavi, I., et al. 2023, ApJ, 953, 32, doi: [10.3847/1538-4357/ace1ee](https://doi.org/10.3847/1538-4357/ace1ee)
- Mitra, A., Pessi, P., Wiseman, P., et al. 2021, Transient Name Server AstroNote, 110, 1
- Möller, A., Ruhlmann-Kleider, V., Leloup, C., et al. 2016, JCAP, 2016, 008, doi: [10.1088/1475-7516/2016/12/008](https://doi.org/10.1088/1475-7516/2016/12/008)
- Moore, T., Fulton, M., Srivastav, S., McCollum, M., & Yaron, O. 2022, Transient Name Server Classification Report, 2022-700, 1
- Moore, T., Srivastav, S., Smith, K. W., Fulton, M., & Yaron, O. 2022ab, Transient Name Server Classification Report, 2022-763, 1
- Moore, T., Srivastav, S., Smith, K. W., et al. 2022ac, Transient Name Server AstroNote, 74, 1
- Moore, T., Fulton, M., Srivastav, S., et al. 2022ad, Transient Name Server AstroNote, 66, 1
- Moran, S., Gonzalez-Gaitan, S., Silvestre, J., et al. 2021, Transient Name Server Classification Report, 2021-679, 1
- Moran, S., González-Gaitán, S., Silvestre, J., et al. 2021ab, Transient Name Server AstroNote, 81, 1
- Muñoz, S., Delgado, M., González, R., et al. 2021, Transient Name Server Classification Report, 2021-2619, 1
- Muñoz, S., Galbany, L., Delgado, M., Gonzalez, R., & Yaron, O. 2021ab, Transient Name Server Classification Report, 2021-287, 1
- Muñoz, S., Galbany, L., Delgado, M., et al. 2021ac, Transient Name Server AstroNote, 36, 1
- Muthukrishna, D., Narayan, G., Mandel, K. S., Biswas, R., & Hložek, R. 2019, PASP, 131, 118002, doi: [10.1088/1538-3873/ab1609](https://doi.org/10.1088/1538-3873/ab1609)
- Nascimbeni, V., Tomasella, L., Benetti, S., et al. 2021, Transient Name Server AstroNote, 251, 1
- Netzer, H., Elitzur, M., & Ferland, G. J. 1985, ApJ, 299, 752, doi: [10.1086/163741](https://doi.org/10.1086/163741)
- Newsome, M., Dgany, Y., Arcavi, I., et al. 2021, Transient Name Server Classification Report, 2021-2380, 1
- . 2021ab, Transient Name Server Classification Report, 2021-3360, 1
- . 2021ac, Transient Name Server Classification Report, 2021-3326, 1
- . 2021ad, Transient Name Server Classification Report, 2021-3663, 1
- . 2022, Transient Name Server Classification Report, 2022-1275, 1
- . 2022ab, Transient Name Server Classification Report, 2022-1320, 1
- . 2021ae, Transient Name Server Classification Report, 2021-3640, 1
- . 2021af, Transient Name Server Classification Report, 2021-3724, 1
- . 2021ag, Transient Name Server Classification Report, 2021-4071, 1
- . 2021ah, Transient Name Server Classification Report, 2021-4064, 1
- . 2021ai, Transient Name Server Classification Report, 2021-4018, 1
- Nicholl, M., Ridley, E. J., Oates, S., et al. 2021, Transient Name Server Classification Report, 2021-1812, 1
- . 2021ab, Transient Name Server Classification Report, 2021-1877, 1
- Pellegrino, C., Dgany, Y., Arcavi, I., et al. 2021, Transient Name Server Classification Report, 2021-158, 1
- . 2021ab, Transient Name Server Classification Report, 2021-204, 1
- . 2021ac, Transient Name Server Classification Report, 2021-3508, 1

- . 2021ad, Transient Name Server Classification Report, 2021-3748, 1
- . 2021ae, Transient Name Server Classification Report, 2021-3736, 1
- . 2021af, Transient Name Server Classification Report, 2021-3922, 1
- Pellegrino, C., Dgany, Y., Burke, J., et al. 2021ag, Transient Name Server Classification Report, 2021-1046, 1
- Pellegrino, C., Dgany, Y., Arcavi, I., et al. 2022, Transient Name Server Classification Report, 2022-501, 1
- . 2022ab, Transient Name Server Classification Report, 2022-542, 1
- . 2022ac, Transient Name Server Classification Report, 2022-509, 1
- . 2022ad, Transient Name Server Classification Report, 2022-475, 1
- . 2022ae, Transient Name Server Classification Report, 2022-1070, 1
- Perez-Fournon, I., Poidevin, F., Angel, C. J., et al. 2021, Transient Name Server Classification Report, 2021-1952, 1
- Perley, D. 2020, Transient Name Server Classification Report, 2020-3838, 1
- . 2021, Transient Name Server Classification Report, 2021-849, 1
- . 2021ab, Transient Name Server Classification Report, 2021-1071, 1
- Perley, D., Chu, M., Dahiwale, A., & Fremling, C. 2022, Transient Name Server Classification Report, 2022-1478, 1
- Perley, D. A., Lunnan, R., Yan, L., et al. 2021, Transient Name Server AstroNote, 280, 1
- Perley, D. A., Fremling, C., Sollerman, J., et al. 2020, *ApJ*, 904, 35, doi: [10.3847/1538-4357/abd98](https://doi.org/10.3847/1538-4357/abd98)
- Pessi, P., Anderson, J., Gutierrez, C., & Irani, I. 2020, Transient Name Server Classification Report, 2020-3811, 1
- Pessi, P., Mitra, A., Floers, A., et al. 2021, Transient Name Server Classification Report, 2021-1155, 1
- Pessi, P., Mitra, A., Holas, A., et al. 2021ab, Transient Name Server Classification Report, 2021-1178, 1
- Pessi, P., Mitra, A., Wiseman, P., Toy, M., & Yaron, O. 2021ac, Transient Name Server Classification Report, 2021-1066, 1
- Pessi, P., Mitra, A., Wiseman, P., & Yaron, O. 2021ad, Transient Name Server Classification Report, 2021-1045, 1
- Pessi, P., Smith, K., Srivastav, S., Gutierrez, C., & Irani, I. 2020ab, Transient Name Server Classification Report, 2020-3887, 1
- Pessi, P., Anderson, J., Gutierrez, C., et al. 2020ac, Transient Name Server AstroNote, 258, 1
- Pessi, P., Smith, K. W., Srivastav, S., et al. 2020ad, Transient Name Server AstroNote, 262, 1
- Pessi, P., Mitra, A., Toy, M., et al. 2021ae, Transient Name Server AstroNote, 111, 1
- Pessi, P., Csoernyei, G., Holas, A., et al. 2021af, Transient Name Server AstroNote, 118, 1
- Pessi, P., Holas, A., Vogl, C., et al. 2021ag, Transient Name Server AstroNote, 116, 1
- Pessi, P., Galbany, L., Nicholl, M., et al. 2021ah, Transient Name Server AstroNote, 213, 1
- Pessi, P. J., Anderson, J., Galbany, L., & Yaron, O. 2020ae, Transient Name Server Classification Report, 2020-3712, 1
- Pessi, P. J., Galbany, L., & Yaron, O. 2021ai, Transient Name Server Classification Report, 2021-2696, 1
- Pessi, P. J., Gromadski, M., & Strotjohann, N. L. 2021aj, Transient Name Server Classification Report, 2021-2659, 1
- Pessi, P. J., Galbany, L., Gromadzki, M., et al. 2021ak, Transient Name Server AstroNote, 209, 1
- Piasek, A. S., Steele, I. A., Bates, S. D., et al. 2014, in *Society of Photo-Optical Instrumentation Engineers (SPIE) Conference Series*, Vol. 9147, Proc. SPIE, 91478H, doi: [10.1117/12.2055117](https://doi.org/10.1117/12.2055117)
- Prentice, S., Deckers, M., Terwel, J., Magee, M., & Strotjohann, N. L. 2021, Transient Name Server Classification Report, 2021-446, 1
- Prentice, S., Deckers, M., Terwel, J., et al. 2021ab, Transient Name Server AstroNote, 61, 1
- Prieto, J. L., Stanek, K. Z., & Beacom, J. F. 2008, *ApJ*, 673, 999, doi: [10.1086/524654](https://doi.org/10.1086/524654)
- Ragosta, F., Carini, R., Tartaglia, L., & Yaron, O. 2021, Transient Name Server Classification Report, 2021-4027, 1
- Ragosta, F., Carini, R., Tartaglia, L., et al. 2021ab, Transient Name Server AstroNote, 297, 1
- Rees, M. J. 1988, *Nature*, 333, 523, doi: [10.1038/333523a0](https://doi.org/10.1038/333523a0)
- Richards, J. W., Homrighausen, D., Freeman, P. E., Schafer, C. M., & Poznanski, D. 2012, *MNRAS*, 419, 1121, doi: [10.1111/j.1365-2966.2011.19768.x](https://doi.org/10.1111/j.1365-2966.2011.19768.x)
- Ridley, E., Gompertz, B., Nicholl, M., Galbany, L., & Yaron, O. 2021, Transient Name Server Classification Report, 2021-2795, 1
- Ridley, E., Gompertz, B., Nicholl, M., et al. 2021ab, Transient Name Server AstroNote, 220, 1
- Roming, P. W. A., Kennedy, T. E., Mason, K. O., et al. 2005, *SSRv*, 120, 95, doi: [10.1007/s11214-005-5095-4](https://doi.org/10.1007/s11214-005-5095-4)

- Sagiv, I., Gal-Yam, A., Ofek, E. O., et al. 2014, *AJ*, 147, 79, doi: [10.1088/0004-6256/147/4/79](https://doi.org/10.1088/0004-6256/147/4/79)
- Saxton, R., Komossa, S., Auchettl, K., & Jonker, P. G. 2020, *SSRv*, 216, 85, doi: [10.1007/s11214-020-00708-4](https://doi.org/10.1007/s11214-020-00708-4)
- Schulze, S. 2022, *Transient Name Server Classification Report*, 2022-1276, 1
- Schulze, S., Chu, M., Dahiwalé, A., & Fremling, C. 2022, *Transient Name Server Classification Report*, 2022-1282, 1
- Schulze, S., & Sollerman, J. 2021, *Transient Name Server AstroNote*, 27, 1
- . 2021ab, *Transient Name Server Classification Report*, 2021-244, 1
- Sfaradi, I., Horesh, A., & Fender, R. 2022, *Transient Name Server AstroNote*, 57, 1
- Smartt, S. J., Valenti, S., Fraser, M., et al. 2013, *The Messenger*, 154, 50
- Smith, K., Fulton, M., Gillanders, J., & Yaron, O. 2021, *Transient Name Server Classification Report*, 2021-157, 1
- Smith, K. W., Fulton, M., Moore, T., Srivastav, S., & Yaron, O. 2022, *Transient Name Server Classification Report*, 2022-583, 1
- Smith, K. W., Williams, R. D., Young, D. R., et al. 2019, *Research Notes of the American Astronomical Society*, 3, 26, doi: [10.3847/2515-5172/ab020f](https://doi.org/10.3847/2515-5172/ab020f)
- Smith, K. W., Smartt, S. J., Young, D. R., et al. 2020, *PASP*, 132, 085002, doi: [10.1088/1538-3873/ab936e](https://doi.org/10.1088/1538-3873/ab936e)
- Smith, K. W., Fulton, M., Gillanders, J., et al. 2021ab, *Transient Name Server AstroNote*, 18, 1
- Smith, K. W., Fulton, M., Moore, T., et al. 2022ab, *Transient Name Server AstroNote*, 54, 1
- SNiascore. 2021, *Transient Name Server Classification Report*, 2021-2021, 1
- . 2021ab, *Transient Name Server Classification Report*, 2021-1283, 1
- . 2021ac, *Transient Name Server Classification Report*, 2021-1252, 1
- . 2021ad, *Transient Name Server Classification Report*, 2021-1464, 1
- . 2021ae, *Transient Name Server Classification Report*, 2021-1592, 1
- . 2021af, *Transient Name Server Classification Report*, 2021-1575, 1
- . 2021ag, *Transient Name Server Classification Report*, 2021-1836, 1
- . 2021ah, *Transient Name Server Classification Report*, 2021-1740, 1
- . 2021ai, *Transient Name Server Classification Report*, 2021-1861, 1
- . 2021aj, *Transient Name Server Classification Report*, 2021-1939, 1
- . 2021ak, *Transient Name Server Classification Report*, 2021-2140, 1
- . 2021al, *Transient Name Server Classification Report*, 2021-2369, 1
- . 2021am, *Transient Name Server Classification Report*, 2021-2635, 1
- . 2021an, *Transient Name Server Classification Report*, 2021-2624, 1
- . 2021ao, *Transient Name Server Classification Report*, 2021-2730, 1
- . 2021ap, *Transient Name Server Classification Report*, 2021-2856, 1
- . 2021aq, *Transient Name Server Classification Report*, 2021-2892, 1
- . 2021ar, *Transient Name Server Classification Report*, 2021-3376, 1
- . 2021as, *Transient Name Server Classification Report*, 2021-3350, 1
- . 2021at, *Transient Name Server Classification Report*, 2021-3394, 1
- . 2021au, *Transient Name Server Classification Report*, 2021-3716, 1
- . 2021av, *Transient Name Server Classification Report*, 2021-3766, 1
- . 2021aw, *Transient Name Server Classification Report*, 2021-3999, 1
- . 2022, *Transient Name Server Classification Report*, 2022-571, 1
- . 2022ab, *Transient Name Server Classification Report*, 2022-457, 1
- . 2022ac, *Transient Name Server Classification Report*, 2022-1432, 1
- . 2022ad, *Transient Name Server Classification Report*, 2022-1518, 1
- . 2022ae, *Transient Name Server Classification Report*, 2022-1605, 1
- Sollerman, J., Chu, M., Dahiwalé, A., & Fremling, C. 2022, *Transient Name Server Classification Report*, 2022-1410, 1
- . 2022ab, *Transient Name Server Classification Report*, 2022-1882, 1
- Srivastav, S., Fulton, M., Moore, T., & Yaron, O. 2022, *Transient Name Server Classification Report*, 2022-667, 1
- Srivastav, S., Smartt, S. J., McBrien, O., et al. 2021, *Transient Name Server Classification Report*, 2021-277, 1
- Srivastav, S., Gillanders, J., Fulton, M., et al. 2021ab, *Transient Name Server AstroNote*, 11, 1

- Srivastav, S., Fulton, M., Moore, T., et al. 2022ab, Transient Name Server AstroNote, 61, 1
- Stone, N. C., & Metzger, B. D. 2016, MNRAS, 455, 859, doi: [10.1093/mnras/stv2281](https://doi.org/10.1093/mnras/stv2281)
- Strauss, M. A., Weinberg, D. H., Lupton, R. H., et al. 2002, AJ, 124, 1810, doi: [10.1086/342343](https://doi.org/10.1086/342343)
- Tachibana, Y., & Miller, A. A. 2018, PASP, 130, 128001, doi: [10.1088/1538-3873/aae3d9](https://doi.org/10.1088/1538-3873/aae3d9)
- Tadhunter, C., Spence, R., Rose, M., Mullaney, J., & Crowther, P. 2017, Nature Astronomy, 1, 0061, doi: [10.1038/s41550-017-0061](https://doi.org/10.1038/s41550-017-0061)
- Team, S. 2021, Transient Name Server Classification Report, 2021-1198, 1
- Terwel, J. 2021, Transient Name Server Classification Report, 2021-2128, 1
- . 2021ab, Transient Name Server Classification Report, 2021-2152, 1
- Terwel, J., Deckers, M., Harvey, L., Dimitriadis, G., & Irani, I. 2021, Transient Name Server Classification Report, 2021-2952, 1
- Terwel, J., Harvey, L., Prentice, S., et al. 2021ab, Transient Name Server AstroNote, 50, 1
- Terwel, J., Deckers, M., Dimitriadis, G., et al. 2021ac, Transient Name Server AstroNote, 227, 1
- Tinyanont, S., Taggart, K., & Foley, R. J. 2021, Transient Name Server Classification Report, 2021-1750, 1
- Trakhtenbrot, B., Arcavi, I., Ricci, C., et al. 2019, Nature Astronomy, 3, 242, doi: [10.1038/s41550-018-0661-3](https://doi.org/10.1038/s41550-018-0661-3)
- Tucker, M. A. 2021, Transient Name Server Classification Report, 2021-913, 1
- . 2021ab, Transient Name Server Classification Report, 2021-1718, 1
- Valenti, S., Sand, D., Pastorello, A., et al. 2013, Monthly Notices of the Royal Astronomical Society: Letters, 438, L101, doi: [10.1093/mnrasl/slt171](https://doi.org/10.1093/mnrasl/slt171)
- van Velzen, S., Holoien, T. W. S., Onori, F., Hung, T., & Arcavi, I. 2020, SSRv, 216, 124, doi: [10.1007/s11214-020-00753-z](https://doi.org/10.1007/s11214-020-00753-z)
- Villar, V. A., Berger, E., Miller, G., et al. 2019, ApJ, 884, 83, doi: [10.3847/1538-4357/ab418c](https://doi.org/10.3847/1538-4357/ab418c)
- Villar, V. A., Hosseinzadeh, G., Berger, E., et al. 2020, ApJ, 905, 94, doi: [10.3847/1538-4357/abc6fd](https://doi.org/10.3847/1538-4357/abc6fd)
- Wang, J., & Merritt, D. 2004, ApJ, 600, 149, doi: [10.1086/379767](https://doi.org/10.1086/379767)
- Williams, S. C., Kravtsov, T., Gutierrez, C., Nagao, T., & Yaron, O. 2021, Transient Name Server Classification Report, 2021-900, 1
- Williams, S. C., Kravtsov, T., Gutiérrez, C., et al. 2021ab, Transient Name Server AstroNote, 98, 1
- Yao, Y. 2021, Transient Name Server Classification Report, 2021-2295, 1
- . 2022, Transient Name Server Classification Report, 2022-2102, 1
- Yao, Y., Brightman, M., Gezari, S., et al. 2021, Transient Name Server AstroNote, 183, 1
- York, D. G., Adelman, J., Anderson, John E., J., et al. 2000, AJ, 120, 1579, doi: [10.1086/301513](https://doi.org/10.1086/301513)

APPENDIX

A. FRACTIONS OF SN SUBTYPES

We list the division of SN types found by each query in Table 3. The majority of contaminants across all queries are Type Ia SNe, with the next most likely contaminant being Type II SNe (including their subvariants IIb and IIc). The ZTF Bright Transient Survey (BTS; Perley et al. 2020) aims to classify all transients brighter than certain magnitude cuts (similar to our Query III), but, unlike this work, does not focus on galaxy nuclei. Their Type Ia SN fraction is lower than ours ($\sim 73\%$ vs. $\sim 82\%$ here) and their Type II SN fraction is higher ($\sim 20\%$ vs. $\sim 10\%$ here)²⁰. Since Type Ia and Type II SNe have similar radial distributions in their host galaxies (e.g. Prieto et al. 2008), this difference might be a selection effect whereby Type Ia SNe are preferentially detected in this work compared to the BTS, since they are more luminous than Type II events and stand out more clearly in bright galaxy nuclei. As found previously by Arcavi et al. (2022c), Type Ia SNe are the only contaminant of TDEs and BFFs in PS galaxies (unless AGNs cannot be fully filtered out, as in the case of the Lasair 3.0 queries).

Table 3. Internal division of SN types from the different queries.

Query	Total	SN Ia	SN Ib	SN Ic	SN Ic-BL	SN I	SN II	SN IIb	SN IIc	SN	SLSN
		SNe									
I	4	4 (100.0%)	0	0	0	0	0	0	0	0	0
II	91	76 (83.5%)	1 (1.1%)	0	2 (2.2%)	0	10 (11.0%)	0	2 (2.2%)	0	0
III	163	134 (82.2%)	2 (1.2%)	2 (1.2%)	4 (2.5%)	0	17 (10.4%)	0	3 (1.8%)	1 (0.6%)	0
IV	5	5 (100.0%)	0	0	0	0	0	0	0	0	0
V	116	97 (83.6%)	1 (0.9%)	0	2 (1.7%)	0	13 (11.2%)	0	2 (1.7%)	0	1 (0.9%)
VI	213	175 (82.2%)	2 (0.9%)	3 (1.4%)	4 (1.9%)	1 (0.5%)	21 (9.9%)	1 (0.5%)	3 (1.4%)	1 (0.5%)	2 (0.9%)
VII	14	8 (57.1%)	0	0	0	0	4 (28.6%)	0	2 (14.3%)	0	0
VIII	16	10 (62.5%)	0	0	0	0	4 (25.0%)	0	2 (12.5%)	0	0
IX	0	0	0	0	0	0	0	0	0	0	0
X	0	0	0	0	0	0	0	0	0	0	0

B. RESULTS PER SEPARATION THRESHOLD

As mentioned in Section 2, we split the Lasair 1.0 sample into two subsamples, each with a different separation threshold for Condition 1 ($0''.5$ and $1''$). The fractions (Table 1) of the split per separation threshold are presented in Table 4 (for the $0''.5$ threshold) and Table 5 (for the $1''$ threshold).

In order to assess if there is a statistically significant difference between the fractions resulting from the different thresholds, we calculate the 1σ Clopper-Pearson confidence bounds per each separation threshold subsample in Table 6 (for the $0''.5$ threshold) and Table 7 (for the $1''$ threshold).

There are no statistically significant differences between the results of the two separation thresholds. It does appear that there is a much higher fraction of TDEs in the subsample of the $1''$ threshold (of order 10%) compared to the

²⁰ <https://sites.astro.caltech.edu/ztf/bts/bts.php>

Table 4. The same as Table 1 but only for events in Lasair 1.0 selected with a separation (Condition 1) threshold of $0''.5$.

Query	Total Transients	Not Classified	SN	AGN	TDE	Other	Galaxy	BFF	Varstar
Lasair 1.0									
I: <19 Mag, Blue, and in PS	4	1	3	0	0	0	0	0	0
Percentage of All Transients		25.00%	75.00%	0	0	0	0	0	0
Percentage of Classified Transients			100.00%	0	0	0	0	0	0
II: <19 Mag and Blue	96	17	76	0	2	0	1	0	0
Percentage of All Transients		17.71%	79.17%	0	2.08%	0	1.04%	0	0
Percentage of Classified Transients			96.20%	0	2.53%	0	1.27%	0	0
III: <19 Mag	186	38	143	1	2	1	1	0	0
Percentage of All Transients		20.43%	76.88%	0.54%	1.08%	0.54%	0.54%	0	0
Percentage of Classified Transients			96.62%	0.68%	1.35%	0.68%	0.68%	0	0
IV: <19.5 Mag, Blue, and in PS	7	3	4	0	0	0	0	0	0
Percentage of All Transients		42.86%	57.14%	0	0	0	0	0	0
Percentage of Classified Transients			100.00%	0	0	0	0	0	0
V: <19.5 Mag and Blue	169	67	99	0	2	0	1	0	0
Percentage of All Transients		39.64%	58.58%	0	1.18%	0	0.59%	0	0
Percentage of Classified Transients			97.06%	0	1.96%	0	0.98%	0	0
VI: <19.5 Mag	310	113	191	1	2	1	1	1	0
Percentage of All Transients		36.45%	61.61%	0.32%	0.65%	0.32%	0.32%	0.32%	0
Percentage of Classified Transients			96.95%	0.51%	1.02%	0.51%	0.51%	0.51%	0

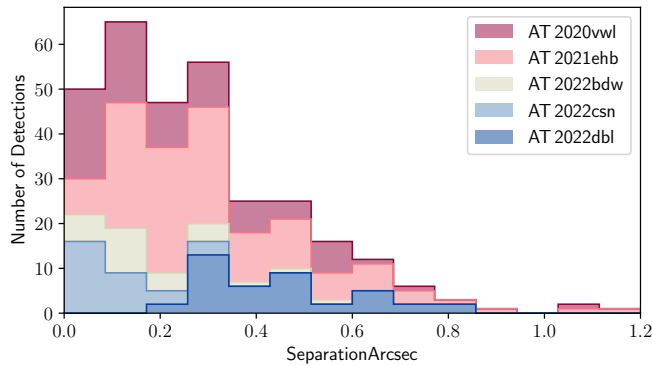


Figure 5. Distribution of the `separationArcsec` parameter from Criterion 1 (shown in a stacked histogram) for all detections of our five TDEs. There is no significant difference in the separations between the TDEs in the $0''.5$ threshold subsample (AT 2020vwl and AT 2021ehb) and the TDEs in the $1''$ threshold subsample (AT 2022bdw, AT 2022csn, and AT 2022dbl), meaning that the change of separation threshold does not have a strong effect on the number of TDEs discovered.

$0''.5$ threshold (of order 1%). However, this is not statistically significant and is a result of small number statistics. To demonstrate this, we plot all of the `separationArcsec` values of all the detections of our five TDEs in Figure 5.

Most detections for the two TDEs in the $0''.5$ threshold subsample and the three TDEs in the $1''$ threshold subsample are below $0''.5$ separation. This means that the increase of the threshold to $1''$ is not responsible for the larger fraction of TDEs in that subsample, but rather it is a small number statistics fluctuation.

Table 5. The same as Table 1 but only for events in Lasair 1.0 selected with a separation (Condition 1) threshold of $1''$.

Query	Total Transients	Not Classified	SN	AGN	TDE	Other	Galaxy	BFF	Varstar
Lasair 1.0									
I: <19 Mag, Blue, and in PS	2	0	1	0	1	0	0	0	0
Percentage of All Transients		0	50.00%	0	50.00%	0	0	0	0
Percentage of Classified Transients			50.00%	0	50.00%	0	0	0	0
II: <19 Mag and Blue	20	2	15	0	3	0	0	0	0
Percentage of All Transients		10.00%	75.00%	0	15.00%	0	0	0	0
Percentage of Classified Transients			83.33%	0	16.67%	0	0	0	0
III: <19 Mag	27	3	20	1	3	0	0	0	0
Percentage of All Transients		11.11%	74.07%	3.70%	11.11%	0	0	0	0
Percentage of Classified Transients			83.33%	4.17%	12.50%	0	0	0	0
IV: <19.5 Mag, Blue, and in PS	2	0	1	0	1	0	0	0	0
Percentage of All Transients		0	50.00%	0	50.00%	0	0	0	0
Percentage of Classified Transients			50.00%	0	50.00%	0	0	0	0
V: <19.5 Mag and Blue	24	4	17	0	3	0	0	0	0
Percentage of All Transients		16.67%	70.83%	0	12.50%	0	0	0	0
Percentage of Classified Transients			85.00%	0	15.00%	0	0	0	0
VI: <19.5 Mag	35	8	22	1	3	0	0	0	1
Percentage of All Transients		22.86%	62.86%	2.86%	8.57%	0	0	0	2.86%
Percentage of Classified Transients			81.48%	3.70%	11.11%	0	0	0	3.70%

Table 6. The same as Table 2 but only for events in Lasair 1.0 selected with a separation (Condition 1) threshold of $0''.5$.

Query	SN	AGN	TDE	Other	Galaxy	BFF	Varstar
I	100.00% \pm 0.00%	0	0	0	0	0	0
II	96.20% \pm 2.14%	0	2.53% \pm 1.76%	0	1.27% \pm 1.25%	0	0
III	96.62% \pm 1.48%	0.68% \pm 0.67%	1.35% \pm 0.94%	0.68% \pm 0.67%	0.68% \pm 0.67%	0	0
IV	100.00% \pm 0.00%	0	0	0	0	0	0
V	97.06% \pm 1.66%	0	1.96% \pm 1.37%	0	0.98% \pm 0.97%	0	0
VI	96.95% \pm 1.22%	0.51% \pm 0.50%	1.02% \pm 0.71%	0.51% \pm 0.50%	0.51% \pm 0.50%	0.51% \pm 0.50%	0

C. LIST OF EVENTS

We list in Table 8 the full set of events considered transients of interest in this work, their publicly available classification and redshift, and the query number(s) in which they were found.

Table 7. The same as Table 2 but only for events in Lasair 1.0 selected with a separation (Condition 1) threshold of $1''$.

Query	SN	AGN	TDE	Other	Galaxy	BFF	Varstar
I	$50.00\% \pm 35.16\%$	0	$50.00\% \pm 35.16\%$	0	0	0	0
II	$83.33\% \pm 8.74\%$	0	$16.67\% \pm 8.74\%$	0	0	0	0
III	$83.33\% \pm 7.57\%$	$4.17\% \pm 4.06\%$	$12.50\% \pm 6.71\%$	0	0	0	0
IV	$50.00\% \pm 35.16\%$	0	$50.00\% \pm 35.16\%$	0	0	0	0
V	$85.00\% \pm 7.94\%$	0	$15.00\% \pm 7.94\%$	0	0	0	0
VI	$81.48\% \pm 7.43\%$	$3.70\% \pm 3.61\%$	$11.11\% \pm 6.01\%$	0	0	0	$3.70\% \pm 3.61\%$

Table 8. Candidates of interest.

ZTF Name	TNS Name	Other Names	R.A. (deg)	Decl. (deg)	Query	Classification	Redshift	Note	Reference(s)
ZTF18aabdjx	AT 2022dbl (also AT 2018mac)	ASASSN-22ci	185.1878	49.55128	I	TDE	0.0284	Arcavi et al. (2022d); Sfaradi et al. (2022)	
ZTF18aacnlx	SN 2020aavr	ATLAS20bfcf, PS20kyb, ZTF18aaefvaq	134.95468	38.10909	III	SN II	0.072475	Burke et al. (2020b)	
ZTF18aadsuxd	AT 2020yui	Gaia21cyq, ZTF18aahbypm	129.53396	31.66792	III	SN Ia	0.066041	SNIascore (2021)	
ZTF18aagtwyh	SN 2021oud	ATLAS21bbji, Gaia21dnq, ZTF21abnabtv	156.67845	21.7239	III	SN Ia	0.041362	Hiramatsu et al. (2020)	
ZTF18aahfbqp	SN 2020acua	ATLAS22gic, PS22bitu	203.17888	32.4431	III	SN Ia	0.034457	Hiramatsu et al. (2021a)	
ZTF18aahkoqq	SN 2021slw	ATLAS22ina, Gaia22bhf	208.40005	37.73573	II	SN Ia	0.0607	Gonzalez et al. (2022)	
ZTF18aahvpcy	SN 2022eaz	ATLAS22gic, PS22bitu	176.35752	55.52702	III	SN Ia	0.0527	Burke et al. (2020g)	
ZTF18aaisqmw	SN 2020acqt	ATLAS20bkaw, PS20nox, ZTF20acxtayx	196.64354	54.9627	V	SN Ia	0.087	Pellegrino et al. (2022)	
ZTF18aaiwewk	SN 2022cox	ATLAS21ipu	231.51665	36.32309	III	SN Ia	0.07	Tucker (2021)	
ZTF18aazgoq	SN 2021gad	Gaia21ald, ZTF21aaaolj	149.88365	15.84735	V				
ZTF18aajhkjz	AT 2020acub	ATLAS22gxr, PS22cdu	166.45372	15.12587	V				
ZTF18aajhkjz	AT 2021mrp		203.76788	53.87351	II				<i>a</i>
ZTF18aakeanj	AT 2021dc		185.06648	56.62635	II	SN Ia-91T-like	0.066	Pellegrino et al. (2022ab)	
ZTF18aamtibw	SN 2022dcf		251.0451	39.78875	III	SN Ia	0.03	Angus (2021)	
ZTF18aansqom	SN 2021hbq	ATLAS22iga	204.58714	40.15554	II				
ZTF18aarefcn	AT 2022drv	ATLAS22gxa	214.68999	22.36559	II	SN Ia-91T-like	0.073	SNIascore (2022,ab)	Smith et al.
ZTF18aasypqx	SN 2022cvt		207.19808	26.55212	II	SN Ia	0.0621	Gonzalez et al. (2021); Chu et al. (2021b)	
ZTF18aauvmnq	SN 2021tty		207.86824	40.44794	IV				
ZTF18aaviozk	AT 2021duz		207.86828	40.44793	I				<i>c</i>
ZTF18aaviozk	AT 2021duz								

Table 8 continued

Table 8 (continued)

ZTF Name	TNS Name	Other Names	R.A. (deg)	Decl. (deg)	Query	Classification	Redshift	Note	Reference(s)
ZTF18abfdxbt	SN 2022dme	Gaia22bak	255.92866	78.65643	II	SN Ia	0.048914		Burke et al. (2022a)
ZTF18abmakin			298.62199	55.58944	II				
ZTF18abrfccm	SN 2020yxo	ATLAS20beyo	26.86302	0.96765	III	SN Ia	0.1		Gromadzki et al. (2020); Callis et al. (2020)
ZTF18abrzevn	AT 2019byyp		269.35527	26.84119	VII	AGN	0.045399		Newsome et al. (2022)
ZTF18abwikf	SN 2021xy	ATLAS21hsl, Gaia21amh	15.70534	-21.83647	III	SN Ia	0.061		Smith et al. (2021,ab)
ZTF18abwnmc	AT 2020acjz	ZTF20acxuyqs	330.52799	-5.66265	VII				
ZTF18abxusti	AT 2021gvi		119.03849	65.87328	III				
ZTF18acfhmhp	AT 2020aaxb		13.13143	46.33825	III				
ZTF18acjxyak	SN 2021efe		281.14242	33.72181	III	SN Ia	0.0585		Perley (2021)
ZTF18acsremz	SN 2021hmc		148.62747	53.16909	I	SN Ia	0.025136		Balcon (2021); Dahiwale & Fremling (2021a)
ZTF18actygtu	SN 2021lyz	ATLAS21barz	11.03286	30.351	II	SN Ia	0.019		Tinyanont et al. (2021)
ZTF18acvyvak	AT 2021jmb		174.04786	74.77397	VII	AGN	0.055785		Newsome et al. (2022)
ZTF20aanlygx	AT 2020abea		56.01208	-18.62466	III	AGN	0.063		?
ZTF20aanzldk	AT 2022cwl	ATLAS22gjf, PS22bbs	139.37062	-2.08112	III	AGN	0.053		Arcavi et al. (2022e)
ZTF20aaoaluli	AT 2021aqe		14.09962	13.90157	VI				
ZTF20aaprpgg	SN 2021aayn	PS21oli	62.01957	-6.30023	IV	SN Ia	0.087		Carini et al. (2021a,b)
ZTF20aaqhivq	AT 2022jiw	ATLAS22nmb, Gaia22dmk	196.76539	-4.30944	VII				
ZTF20aaqhivq	AT 2022jiw	ATLAS22nmb, Gaia22dmk	196.7654	-4.30943	VIII				
ZTF20aartqux	AT 2021hed	ATLAS21jyx	208.60376	23.67644	II				
ZTF20aarvpbq	SN 2021gen	ATLAS21ikj	222.98006	10.12371	III	SN Ia	0.080611		Dahiwale & Fremling (2021b)
ZTF20aasivtu	AT 2020fhp	Gaia20dxw	276.63611	21.15216	VII	AGN	0.223		Newsome et al. (2022ab)
ZTF20aavfogu	AT 2020hoj		173.45788	-20.81444	VI			<i>a</i>	
ZTF20abajndx	AT 2020acvj		187.25093	-15.50851	II			<i>a</i>	
ZTF20abbhct	AT 2020mma		188.91823	-21.04658	VII	AGN	0.061759		Newsome et al. (2022)
ZTF20abeyroj	AT 2022ebh	Gaia22dfz	198.5069	-3.47522	VII				
ZTF20abmtbpa	AT 2021adlq	ATLAS21blqh	31.75077	6.96475	VI				
ZTF20abpbmxi	AT 2020qmk		297.46295	-18.15618	II			<i>b</i>	
ZTF20absulsv	AT 2021adhi	ATLAS21bhl, PS21mqk	358.86024	-4.2969	V				

Table 8 continued

Table 8 (continued)

ZTF Name	TNS Name	Other Names	R.A. (deg)	Decl. (deg)	Query	Classification	Redshift	Note	Reference(s)
ZTF20abtcijp	SN 2021iat	ATLAS21kmm	258.99041	66.6909	II	SN Ia	0.07		Dahiwale & Fremling (2021c)
ZTF20abynbhh	AT 2021hsv	ATLAS21kna	112.67908	41.46758	III				
ZTF20achpcvt	AT 2020vwl	ATLAS20bdgk, Gaia20etp	232.65758	26.98244	II	TDE	0.035		Hammerstein et al. (2021)
ZTF20ackzfvn	SN 2021adcw	ATLAS21blvp, PS21ojv	31.137	-21.11931	VII	SN II	0.017		Ragosta et al. (2021ab,?)
ZTF20acnwglt	SN 2020yhh		329.42018	-5.67019	III	SN Ia	0.14		Gromadzki et al. (2020ac,ab)
ZTF20acobevy	SN 2020yub	ATLAS20bezd	0.56296	-23.49506	III	SN Ia	0.08		Burke et al. (2020a)
ZTF20acoxmsr	SN 2020yza	ATLAS20bfpa, PS20mwz	160.39647	-3.44147	III	SN Ia	0.071		Burke et al. (2020c)
ZTF20acpwjus	SN 2020zjv	ATLAS20bfsh, PS20mfq	141.63857	-1.65029	VI	SN Ia-9IT-like	0.075		Ihanec et al. (2020ab); Gromadzki et al. (2020ad)
ZTF20acpylns	SN 2020zlc		145.34409	15.9613	III	SN Ia	0.076388		Burke et al. (2020d)
ZTF20acqjmzk	SN 2020zpj		340.91099	-14.06795	VI	SN Ia	0.1		Gromadzki et al. (2020ae); Ihanec et al. (2020)
ZTF20acqzpta	SN 2020aaz	ATLAS20bgmh	24.47855	30.10691	III	SN Ia	0.07135		Hiramatsu et al. (2020ab); Dahiwale & Fremling (2021d)
ZTF20acrheie	SN 2020aarw		81.31309	-8.62605	III	SN Ia	0.049431		Hiramatsu et al. (2020ab)
ZTF20acsdykp	SN 2020aaxd	Gaia20fox, PS20lul	124.86338	2.10144	III	SN Ia	0.1		Hiramatsu et al. (2020ab)
ZTF20acselm	SN 2021huw		134.13621	39.14126	III	SN Ia	0.042		Leadbeater (2021)
ZTF20actdeqw	SN 2020abfd	ATLAS20bgfy, Gaia20fqk	26.94368	-21.76087	III	SN Ia	0.045		Burke et al. (2020e)
ZTF20actlvpy	SN 2020aavu	ATLAS20bgwg, PS20lyk	328.80104	-11.32326	III	SN Ia	0.11		Burke et al. (2020b)
ZTF20actrovz	SN 2020aazy	ATLAS20bgju, PS20nkl	357.11884	-5.39563	III	SN Ia	0.09		Burke et al. (2020b)
ZTF20actvgsy	SN 2020aazk	ATLAS20bhjy, PS20mhg	139.69959	30.35468	III	SN Ia	0.10196		Burke et al. (2020f)
ZTF20actvlbq	SN 2020abaf	ATLAS20bgnd, PS20mxx	152.56933	7.95562	III	SN Ia	0.083038		Hiramatsu et al. (2020ac)
ZTF20acuqqlf	SN 2020abb0	Gaia20fsb	357.77519	6.94249	III	SN II	0.017		Burke et al. (2020b); Dahiwale & Fremling (2020a)
ZTF20acujajt	SN 2020abgn	ATLAS20bgmz, Gaia20fsf, PS20mwx	32.4228	-6.73706	III	SN Ia	0.08		Hinkle (2020); Dahiwale & Fremling (2021e)
ZTF20aculruc	SN 2020abj	ATLAS20bgvv	358.55995	-4.80556	III	SN Ia	0.077		Dahiwale & Fremling (2020b)

Table 8 continued

Table 8 (continued)

ZTF Name	TNS Name	Other Names	R.A. (deg)	Decl. (deg)	Query	Classification	Redshift	Note	Reference(s)
ZTF20acumcrz	SN 2020abln		22.91202	18.24501	VI	SN Ia	0.054		Anderson et al. (2020); Pessi et al. (2020ae)
ZTF20acuocl	SN 2020abqd	ATLAS20bgyf, PS20mhz	124.06977	37.40383	III	SN Ia	0.082		Hiramatsu et al. (2020ad)
ZTF20acveadu	SN 2020absk	ATLAS18bcmv, PS20mbv	136.00384	-0.08888	III	SN II	0.01889		Perley (2020)
ZTF20acvebcu	SN 2020abqx	ATLAS20bgye, PS20mkn	178.10281	67.5477	III	SN Ib	0.063		Burke et al. (2021a)
ZTF20acvexen	AT 2020abbr	ATLAS20bjsp, PS20nwf	195.44765	32.60167	V			c	
ZTF20acvjagm	SN 2020abtf	ATLAS20bgve, PS21akm	119.89367	15.29998	VI	SN II	0.014		Anderson et al. (2020); Pessi et al. (2020ae)
ZTF20acvkqxy	SN 2020abve	ATLAS20bjhg	142.22477	40.88916	III	SN Ia	0.063327		Dahiwale & Fremling (2020c)
ZTF20acwnrty	SN 2020acef	ATLAS20bhob, PS20mhi	146.09988	22.97916	VI	SN Ia-91T-like	0.065		Pessi et al. (2020ac,?)
ZTF20acwofhd	SN 2020acfp	ATLAS20bjsc	171.89415	47.37943	III	SN Ic	0.032816		Dahiwale & Fremling (2021f,g)
ZTF20acwpaov	SN 2020acfq	ATLAS20bjnr	132.39613	9.58738	III	SN Ia	0.05913		Dahiwale & Fremling (2020d)
ZTF20acwpixx	SN 2020aceu	ATLAS20bjqf, PS20nuq	178.07599	7.89155	II	SN Ia	0.077451		Dahiwale & Fremling (2021h)
ZTF20acwqmul	AT 2020acbn	ATLAS20bhzn, ZTF18aatfpe	190.1667	13.81572	III			c	
ZTF20acxdawc	SN 2020acmf	ATLAS20bgy	40.86169	16.66293	VI	SN Ia	0.025		Pessi et al. (2020ab,ad)
ZTF20acxycfh	SN 2020acwp		147.03499	6.81964	III	SN Ia	0.078525		Burke et al. (2020g)
ZTF20acynlkj	SN 2020aden	ATLAS20bkdg	17.00425	-15.40552	III	SN Ia	0.055008		Hiramatsu et al. (2020ae)
ZTF20acywefl	SN 2020adka	ATLAS21asd	118.36714	28.26255	III	SN Ia	0.058596		Dahiwale & Fremling (2021i); Burke et al. (2021b)
ZTF20acyxomd	AT 2020aeuf	ATLAS20bkau	150.36432	19.46194	VI				
ZTF20adafref	SN 2020adra	ATLAS21atx	151.3117	21.91095	II	SN Ia	0.084025		Dahiwale & Fremling (2021j)
ZTF21aaaaddl	SN 2021D	ATLAS21asf	358.64203	15.74521	VI	SN Ia	0.07459		Dahiwale & Fremling (2021k)
ZTF21aaosmn	SN 2021ct	ATLAS21axd	221.76091	56.31489	III	SN Ia	0.0375		Dahiwale & Fremling (2021k); Pellegrino et al. (2021)
ZTF21aaovuq	AT 2021bc	ATLAS21czg	233.88764	18.14889	II				
ZTF21aaapesv	AT 2021gk		223.30836	28.85542	III				
ZTF21aaapfal	AT 2021da	ATLAS21crw	250.53913	35.60025	II			c	
ZTF21aaarnti	SN 2021ek	ATLAS21ajr, PS21fo	50.95792	-10.0448	V	SLSN-I	0.193		Srivastav et al. (2021ab); Gillanders et al. (2021)
ZTF21aaaytny	SN 2021mc	ATLAS21cvk	240.43947	18.01928	II	SN Ia	0.0459		Pellegrino et al. (2021ab)

Table 8 continued

Table 8 (continued)

ZTF Name	TNS Name	Other Names	R.A. (deg)	Decl. (deg)	Query	Classification	Redshift	Note	Reference(s)
ZTF21aacigst	AT 2021sq	ATLAS21bsd	149.86789	28.37349	V			<i>a</i>	
ZTF21aacnjlf	AT 2021acw	ATLAS21bnv	25.84651	2.22959	V				
ZTF21aacudxe	SN 2021vt	ATLAS21chd, PS21bys	201.78258	11.35239	V	SN Ia	0.087		Muñoz et al. (2021ac,ab)
ZTF21aadalyi	SN 2021akb	ATLAS21cac	170.90465	-5.53246	VI	SN Ia	0.097		Delgado et al. (2021ab,?)
ZTF21aadatfg	SN 2021xv	ATLAS21cmb	241.88673	36.77951	II	SN Ic-BL	0.05		Schulze & Sollerman (2021,ab)
ZTF21aadkqpm	SN 2021zu	ATLAS21cgz, Gaia21ahe, PS21aqu	168.74875	27.45333	II	SN Ia	0.06		Dahiwale & Fremling (2021f); Delgado et al. (2021ab,?)
ZTF21aadrmok	AT 2021acb		261.05295	46.82644	II			<i>c</i>	
ZTF21aadrmsv	AT 2021amq	ATLAS21czo	242.97524	21.0087	V				
ZTF21aadrtcs	SN 2021abt	ATLAS21cae	199.82393	-7.2492	II	SN Ia	0.0014285		Gonzalez & Dgany (2021)
ZTF21aadrtqz	SN 2021abn	ATLAS21bmj	208.7036	-13.60863	II	SN Ia	0.058		Hiramatsu et al. (2021)
ZTF21aaekkbv	SN 2021ait	ATLAS21crv, Gaia21anh	264.64777	42.21554	II	SN Ia	0.07		Srivastav et al. (2021)
ZTF21aaekmoy	SN 2021ais	ATLAS21cry	223.53354	2.97951	II	SN Ia	0.080003		Hiramatsu et al. (2021ab)
ZTF21aaevjil	SN 2021arg	ATLAS21dkx, PS21aia	67.82827	-10.39637	V	SN II	0.031		González et al. (2021); Gonzalez et al. (2021ah,ai); González et al. (2021ab)
ZTF21aafdvxz	SN 2021bkb	ATLAS21dlf, PS21ewl	236.87341	10.93365	III	SN II	0.05		Dahiwale & Fremling (2021i)
ZTF21aafkktu	SN 2021avg	ATLAS21cux, Gaia21aku, PS21bkp	174.99587	14.52796	II	SN II	0.031		Schulze & Sollerman (2021,ab)
ZTF21aafcbk	SN 2021arr	ATLAS21dab, Gaia21aml, PS21bzh	189.12726	19.82585	VI	SN Ia	0.07		Dahiwale & Fremling (2021i)
ZTF21aaglrzc	SN 2021bmc	ATLAS21djm	127.24882	12.41938	II	SN II	0.05		Magee et al. (2021); Terwel et al. (2021ab); Dahiwale & Fremling (2021m)
ZTF21aagnbsu	AT 2021cid	ATLAS21efr	124.66522	6.12749	V			<i>c</i>	
ZTF21aagrzqz	AT 2021chg (also AT 2013kz)	ATLAS21ehz	144.49052	48.3884	II				
ZTF21aagsbot	AT 2021bvu	ATLAS21emi	158.1223	16.16226	V			<i>c</i>	
ZTF21aagshha	AT 2021byg	ATLAS21emb	171.75836	16.73231	III				
ZTF21aagskhr	AT 2021bpz	ATLAS21end	191.98612	29.72008	V			<i>a</i>	
ZTF21aagtcgb	SN 2021bmb	ATLAS21djl, PS21zq	224.32537	43.45972	II	SN Ia	0.0375		Dahiwale & Fremling (2021i)

Table 8 continued

Table 8 (continued)

ZTF Name	TNS Name	Other Names	R.A. (deg)	Decl. (deg)	Query	Classification	Redshift	Note	Reference(s)
ZTF21aagtexi	SN 2021bqo	ATLAS21eie	188.74309	45.44921	II	SN Ia	0.08		Dahiwale & Fremling (2021n)
ZTF21aagtquu	AT 2021brg	ATLAS21eem	244.44327	65.12367	III			C	
ZTF21aagxmcs	SN 2021cca	ATLAS21efx, PS21zy	154.0805	-1.78745	V	SN Ia	0.085		Dimitriadis & Foley (2021)
ZTF21aagzsvk			26.91632	-1.97598	VI				
ZTF21aagzwod			19.41428	-2.94091	III				
ZTF21aahfizx	AT 2021bwg	ATLAS21egb	225.31005	13.0221	V				
ZTF21aahfjbs	SN 2021cky	ATLAS21eev	229.39754	18.11804	V	SN Ia-pec	0.073		Prentice et al. (2021,ab)
ZTF21aahfjlo	SN 2021clz	ATLAS21fj, Gaia21bfk, PS21axb	214.64922	52.1011	II	SN Ia	0.039		Dahiwale & Fremling (2021e)
ZTF21aahhmev	AT 2021bzb	ATLAS21els	76.697	3.75387	V				
ZTF21aahnkut	SN 2021cez	ATLAS21epx	197.81538	-16.54579	II	SN Ia	0.07		Dahiwale & Fremling (2021o)
ZTF21aahnqnn	AT 2021dng	ATLAS21gvh	167.32333	-5.75498	V				
ZTF21aahpoxv	AT 2021csz	ATLAS21gau, PS21cqr	174.10466	4.8955	V				
ZTF21aahpxww	AT 2021cff	ATLAS21fwh	158.95735	10.91143	VI				
ZTF21aahzspd	SN 2021cix	ATLAS21fkc	148.00477	21.17413	V	SN Ia	0.11		Dahiwale & Fremling (2021o)
ZTF21aaiucta	AT 2021cfu	ATLAS21fza, PS21cnz	254.84455	-1.20244	VI			C	
ZTF21aaiucta	AT 2021cfu	ATLAS21fza, PS21cnz	254.84454	-1.20245	III				
ZTF21aaajgdeu	SN 2021cjd	ATLAS21ekw	193.27745	36.81955	III	SN IIP	0.027929		Dahiwale & Fremling (2021p)
ZTF21aaajgqpo	SN 2021cjj	ATLAS21hdg, PS21aei	194.82941	38.88605	II	SN II	0.036088001		Dahiwale & Fremling (2021q)
ZTF21aaakbgpf	SN 2021cvv	ATLAS21gdz, PS21bhh	122.63426	-8.12558	II	SN Ia	0.05		Dahiwale & Fremling (2021r)
ZTF21aaakfqwq	AT 2021crk	ATLAS21hdc, PS21cpw	176.27889	18.54037	V				
ZTF21aaalgbpj	AT 2021dfo	ATLAS21hcp	135.79646	51.78792	II			C	
ZTF21aaalqsv	SN 2021dic	PS21bxl	154.08238	0.65215	II	SN Ia	0.079358		Dahiwale & Fremling (2021s)
ZTF21aaalhgqi	SN 2021dib	ATLAS21gtb, PS21aie	173.7361	9.03865	VI	SN I	0.086		Moran et al. (2021ab,?)
ZTF21aaalnxkl	SN 2021djz	PS21bze	202.98122	-2.45151	V	SN Ia	0.087		Harvey et al. (2021,ab)
ZTF21aaalxxzn	AT 2021fxu	Gaia22dgm	206.82834	2.18269	VII	AGN	0.1097		Newsome et al. (2022ab)
ZTF21aaamjzki	AT 2020hoj	ZTF20aavfogu	173.45805	-20.81437	III				

Table 8 continued

Table 8 (continued)

ZTF Name	TNS Name	Other Names	R.A. (deg)	Decl. (deg)	Query	Classification	Redshift	Note	Reference(s)
ZTF21aamkxbl	SN 2021dwo	ATLAS21gwk	216.18103	-1.57031	II	SN Ia	0.057153		Burke et al. (2021c)
ZTF21aamucom	SN 2021dsb	ATLAS21hgi, Gaia21byu, PS21bxv	158.82831	-13.00542	II	SN Ia-91T-like	0.025		Dahiwale & Fremling (2021s)
ZTF21aamxduf	SN 2021ej	ATLAS21hjjg	217.38808	10.94154	VI	SN Ia	0.1		Moran et al. (2021ab,?)
ZTF21aanswls	SN 2021ell	ATLAS19bfbq	298.58614	1.58498	III	SN Ia	0.025		Hiramatsu et al. (2021ac)
ZTF21aanuyro	SN 2021eno	ATLAS21huk, Gaia21blr, PS21ctb	224.82649	59.90032	II	SN Ia	0.07		Dahiwale & Fremling (2021t)
ZTF21aanvtng	AT 2021ehx		167.89582	5.58533	V				
ZTF21aanxhiv	AT 2021ehb	ATLAS21jdy	46.94925	40.3113	II	TDE	0.018		Gezari et al. (2021); Yao (2021); Yao et al. (2021); Alexander et al. (2021); Yao (2022)
ZTF21aaoeci	AT 2021eox	ATLAS21hnu	128.46705	-11.86269	II			C	
ZTF21aaoicbg	SN 2021epo	ATLAS21hpb, Gaia21biq, PS21cgw	131.54246	56.12765	II	SN Ia	0.071		Dahiwale & Fremling (2021u)
ZTF21aaoexjt	SN 2021ezs	ATLAS21hsb	208.39581	27.08093	II	SN Ia	0.11		Dahiwale & Fremling (2021b)
ZTF21aaoimiwf			194.63988	83.11293	III				
ZTF21aaootdm	AT 2021gny (also AT 2015dv)	ATLAS21iith, PS21cgg	211.95257	7.1261	V				
ZTF21aaoopun	AT 2021fap	ATLAS21hon	217.35744	9.06336	V				
ZTF21aaoqayg	AT 2021eyw	ATLAS21iuk	252.98655	28.92162	III			C	
ZTF21aaoqcnh	SN 2021feu	ATLAS21ixy	272.47882	11.30154	III	SN Ia	0.04		Kankare et al. (2021,ab)
ZTF21aaoovdlh	SN 2021fck	ATLAS21huq, PS21bxe	130.34449	2.88978	II	SN Ia	0.056		Dahiwale & Fremling (2021u)
ZTF21aapfmut	AT 2021fyr	ATLAS21ikk, PS21fzt	154.93818	32.24469	III			C	
ZTF21aaphjwb	AT 2021ghw	ATLAS21kdb	177.84396	24.65899	V				
ZTF21aaphzor	AT 2021hcd		154.5871	5.92311	VI				
ZTF21aapjmgf	SN 2021fzp	ATLAS21iif, Gaia21bkb, PS21clp	220.98371	16.41324	II	SN II	0.054		Williams et al. (2021,ab); Dahiwale & Fremling (2021p)
ZTF21aapjmpq	SN 2021fzq	ATLAS21imm, PS21cgr	225.28036	12.31399	VI	SN Ia-91T-like	0.13		Pessi et al. (2021ae,ac)
ZTF21aapjmpq	SN 2021fzq	ATLAS21imm, PS21cgr	225.28036	12.31399	VI	SN Ia-91T-like	0.13		Pessi et al. (2021ae,ac)

Table 8 continued

Table 8 (continued)

ZTF Name	TNS Name	Other Names	R.A. (deg)	Decl. (deg)	Query	Classification	Redshift	Note	Reference(s)
ZTF21aapjee	AT 2021hdo	ATLAS21jdj	202.63239	-6.3692	V	SN Ia	0.1		Dennefeld et al. (2021,ab)
ZTF21aapkuur	SN 2021gba	ATLAS21iuc, PS21bxj	219.26622	-8.07644	V	SN Ia	0.1		
ZTF21aappelh	SN 2021gwu	ATLAS21jcn, PS21lego	139.10441	-17.35608	II	SN Ia	0.054514		Hiramatsu et al. (2021ac)
ZTF21aaprkc	SN 2021gwp	ATLAS21jcn, PS21lego	199.01655	-15.50397	III	SN Ia	0.056		Dahiwale & Fremling (2021v)
ZTF21aaptmnr	SN 2021gdm	ATLAS21litu	237.38765	4.67097	VI	SN Ia	0.112		Pessi et al. (2021af,ab)
ZTF21aapuwy	AT 2021gdw	PS21clx	249.19601	-16.22766	VI	SN Ia	0.085		Dahiwale & Fremling (2021w)
ZTF21aapvxf	SN 2021gyw	ATLAS21kpcq	281.88222	64.46884	II	SN Ia-9IT-like	0.085		Dahiwale & Fremling (2021x)
ZTF21aapxogj	SN 2021ghj	PS21cfn	125.95185	38.38982	II	SN II	0.060214		Mitra et al. (2021); Pessi et al. (2021ad)
ZTF21aagrrf	SN 2021gqm	ATLAS21jlu, PS21eeh	153.76115	3.79654	V	SN Ia	0.082		
ZTF21aaqhcke	SN 2021gpw	ATLAS21iuv, Gaia21czj	200.47858	16.74437	II	SN II _n	0.075		Perley (2021ab)
ZTF21aaqjuyt	SN 2021gvy	ATLAS21jjj, PS21fbg	165.70851	23.85029	VI	SN II	0.038		Pessi et al. (2021,ag)
ZTF21aaqpmk	SN 2021hay	ATLAS21jii, PS21gdb	229.5394	15.17631	V	SN Ia	0.06		Pellegrino et al. (2021ag)
ZTF21aaqwbgq	SN 2021hjb	ATLAS21jgx	133.93957	16.92466	III	SN Ia	0.06651		Dahiwale & Fremling (2021a)
ZTF21aarigr	SN 2021iaf	ATLAS21kat, Gaia21chu	227.84385	26.79227	II	SN Ia	0.059		SNIascore (2021ab)
ZTF21aarmuxl	AT 2021hpp	ATLAS21kne, PS21cus	141.24411	42.80907	III			<i>c</i>	
ZTF21aarohty	SN 2021hzo	ATLAS21khv	180.16705	51.84093	II	SN Ia	0.063		Dahiwale & Fremling (2021y)
ZTF21aarkwn	AT 2021igm	ATLAS21kdi, PS21fxj	226.85561	18.31667	V				
ZTF21aarteuc	AT 2021hzc	ATLAS21kxo, PS21dfc	151.98128	-8.28587	V				
ZTF21aarycyl	SN 2021hvu	ATLAS21jpb, Gaia21bxb, PS21fa	153.41	-24.52076	II	SN Ia-9IT-like	0.104		Hiramatsu et al. (2021ae)
ZTF21aasgve	SN 2021idh	ATLAS21kye	129.16748	1.16559	V	SN Ia-9IT-like	0.09		Dahiwale & Fremling (2021z)
ZTF21aasgrpw	SN 2021idh	ATLAS21laz, PS21dhx	155.82763	-0.42939	VI	SN Ia	0.095		Dimitriadis & Angus (2021)
ZTF21aaskuth	AT 2021icw	ATLAS21lge, PS21fxn	262.75059	7.96276	VI				

Table 8 continued

Table 8 (continued)

ZTF Name	TNS Name	Other Names	R.A. (deg)	Decl. (deg)	Query	Classification	Redshift	Note	Reference(s)
ZTF21aassamj	SN 2021ify	ATLAS21lot, PS21fig	261.72373	13.17885	II	SN Ia	0.056		Pessi et al. (2021); Dahiwale & Frem- ling (2021v); Pessi et al. (2021ag)
ZTF21aaswyc	SN 2021ijy	ATLAS21lyk	258.4873	39.0988	III	SN Ia	0.07		Team (2021)
ZTF21aatdzmt	SN 2021imq	ATLAS21lqa, Gaia21cfl, PS21flh	227.36531	36.81745	II	SN Ia	0.076		SNiascore (2021ac)
ZTF21aatlbsi	SN 2021ipy	ATLAS21ncf	292.34717	74.07815	II	SN Ia	0.07		Dahiwale & Fremling (2021v)
ZTF21aatyxx	AT 2021jtw	ATLAS21mtq, PS21fwq	206.9273	-26.37541	V			<i>a</i>	
ZTF21aauufbz			160.2291	24.74699	IV				
ZTF21aauifgo	AT 2021jip	ATLAS21mwb, PS21eik	211.12748	-24.86573	V				
ZTF21aauurqh			204.13567	-5.05061	VI				
ZTF21aavpvxx	AT 2021jui	ATLAS21mwc, PS21fhl	186.71367	-17.77826	V				
ZTF21aavrywc	AT 2021jwa	ATLAS21njq	236.35534	8.20475	V				
ZTF21aawaguv	AT 2021kae		181.57238	5.81541	V				
ZTF21aawckpe			198.85353	1.12187	III				
ZTF21aawtazf	SN 2021kcz	ATLAS21mnp, PS21gar	248.98476	18.08285	III	SN Ia	0.061948		Dahiwale & Fremling (2021aa); Jaeger (2021)
ZTF21aaxjiii	SN 2021klq	ATLAS21nqa	351.50055	46.65778	III	SN Ia	0.04		Burke et al. (2021f)
ZTF21aaxkckg	SN 2021kmv	ATLAS21nme, PS21elb	152.84195	41.78835	II	SN Ia	0.063		SNiascore (2021ad)
ZTF21aaxstsv	SN 2021ktw	ATLAS21nqy	215.87831	8.34491	II	SN Ia	0.09		SNiascore (2021ae)
ZTF21aaxtpty	AT 2021kqp	ATLAS21oaf, PS21doo	223.79475	-6.98593	V				
ZTF21aaxxihx	SN 2021ktv	ATLAS21nqw	165.76618	8.86105	III	SN Ic-BL	0.06		Tucker (2021ab)
ZTF21aaxxjdr	AT 2021ktu	ATLAS21nqv	169.0091	21.29421	II				
ZTF21aaxxjen	SN 2021kun	ATLAS21ofj	166.41407	19.46031	I	SN Ia	0.097		Gonzalez et al. (2021ac)
ZTF21aaxyecd	SN 2021kui	ATLAS21ohm	194.25355	40.43447	II	SN Ia	0.061249		SNiascore (2021af)
ZTF21aaydomp	AT 2021ldb	ATLAS21oan	190.5094	-14.12457	VI				
ZTF21aaydtqk	AT 2021kxh	ATLAS21owr	178.90335	5.54756	V				
ZTF21aayois	AT 2021mpc	ATLAS21pes, PS21gct	179.09923	-17.53295	V				
ZTF21aayqrgx	SN 2021lax	Gaia21cof	212.33849	72.11727	II	SN Ib	0.033		
ZTF21aazlxiw	SN 2021lta	ATLAS21oex, PS21dqe	246.50245	28.42744	II	SN Ia	0.1		SNiascore (2021ag)

Table 8 continued

Table 8 (continued)

ZTF Name	TNS Name	Other Names	R.A. (deg)	Decl. (deg)	Query	Classification	Redshift	Note	Reference(s)
ZTF21aazmjaf	AT 2021lkq	ATLAS21ovp	316.71025	10.73573	V				
ZTF21aazpyza	AT 2021lob		222.37709	-27.24104	V				
ZTF21aazpzqo	AT 2021loa		214.60334	-27.65508	III				
ZTF21aazqtor	SN 2021lhy	ATLAS21oyt	205.26646	-25.60261	II	SN Ia	0.0954		Hiramatsu et al. (2021af)
ZTF21aazqynq	AT 2021lsw	ATLAS21osi	186.93889	26.77057	V				
ZTF21aazybsh			16.08828	55.74215	III				
ZTF21abaagct	AT 2021lrw	ATLAS21orf, PS21gdn	305.75781	-6.41894	V				
ZTF21abalkop	AT 2021lmho	ATLAS21rcr	183.01062	19.04756	VI				
ZTF21abamnyi	AT 2021lmck	ATLAS21rch	220.04695	66.13794	V				
ZTF21abawvgt	AT 2021lmbe	ATLAS21pjjw	326.67805	8.54946	VI				
ZTF21abbliav	SN 2021mqv	ATLAS21peg, Gaia21cte	322.88652	11.14894	VI	SN Ia	0.049		SNIascore (2021ah)
ZTF21abboaaz	AT 2021lmkx	ATLAS21qbe	179.52419	-27.75361	III				
ZTF21abbuxzr	AT 2021lmmq	ATLAS21pad	167.3917	-1.5678	III	Varstar			Hiramatsu et al. (2021ag)
ZTF21abbxtdm	SN 2021msu	ATLAS21pis	223.63703	9.22811	II	SN Ia-91T-like	0.05		Nicholl et al. (2021,ab)
ZTF21abbxibu	AT 2021mqj	ATLAS21pju	315.86938	4.94065	II				
ZTF21abbytmm	SN 2021msv	ATLAS21piv	195.09912	-11.9655	II	SN Ia	0.054		SNIascore (2021ai)
ZTF21abbzjeq	SN 2021mwb	ATLAS21pjy, PS21dxq	242.23797	35.42108	II	SN Ia	0.043		
ZTF21abcfgvw	AT 2021mxu	ATLAS21rfm	171.34341	24.90104	V				
ZTF21abcixor	SN 2021njp	ATLAS21prb, PS21ety	244.21006	12.64293	II	SN II	0.033		Dahiwale & Fremling (2021ab); Perez-Fournon et al. (2021)
ZTF21abcmepi	SN 2021nlj	ATLAS21pvm, PS21hrs	187.86256	4.22648	II	SN Ia	0.089		SNIascore (2021aj)
ZTF21abcrlpk	SN 2021nqo	ATLAS21pvi, PS21gzv	322.36694	4.8875	II	SN Ia	0.0744		Terwel (2021); SNIascore (2021ak)
ZTF21abdobodg	SN 2021ohp	Gaia21czd	206.99498	-13.78255	III	SN Ia	0.064		SNIascore (2021)
ZTF21abdmevk	SN 2021ont	ATLAS21qky, PS21ivp	246.67702	39.14524	II	SN II	0.02833		Makrygianni et al. (2021,ab); Bruch et al. (2021); Chu et al. (2021c)
ZTF21abfoyac	SN 2021pni	Gaia21ebi	268.07435	8.23976	III	SN II	0.033		Terwel (2021ab); Chu et al. (2021c)
ZTF21abfxibf	SN 2021qtn		355.38227	14.12417	II	SN Ia	0.063044		Gonzalez et al. (2021ad)
ZTF21abgxuvi	AT 2021quh		250.76254	-26.69082	III				
ZTF21abhbmd	SN 2021qvw	ATLAS21wwc, Gaia21dox	338.16656	28.20678	III	SN Ia	0.042		Hiramatsu et al. (2021ab); Chu et al. (2021c)
ZTF21abhshmt	SN 2021qvg	ATLAS21ztt, Gaia21dpf	200.08813	48.72436	II	SN Ia-91T-like	0.055		Hiramatsu et al. (2021ah)

Table 8 continued

Table 8 (continued)

ZTF Name	TNS Name	Other Names	R.A. (deg)	Decl. (deg)	Query	Classification	Redshift	Note	Reference(s)
ZTF21abhuoyz	SN 2021 qyh	ATLAS21baec, PS21hwf	215.89982	14.11976	II	SN Ia	0.0875		Hiramatsu et al. (2021ai)
ZTF21abhymom	SN 2021 qyf	ATLAS21zvh	205.34227	1.98462	III	SN Ia	0.08		Newsome et al. (2021)
ZTF21abhzbobh	SN 2021 qyc	ATLAS21zww	237.23744	6.84263	II	SN Ia	0.051097		Hiramatsu et al. (2021ai)
ZTF21abidtrd	SN 2021 rax	ATLAS21baeg	283.24974	28.95966	III	SN Ia	0.048		Hung (2021)
ZTF21abifute	SN 2021 rrdq	ATLAS21baen	190.19495	42.30288	II	SN Ia	0.072		SNiascore (2021al)
ZTF21abjbja	SN 2021 sbv	ATLAS21bbfc	196.47762	2.14131	II	SN Ia	0.069122		Gonzalez et al. (2021)
ZTF21abjcia	AT 2021 seu	ATLAS21bbfi	215.39427	37.90969	II	BFF	0.06		Arcavi et al. (2021); Arcavi (2021)
ZTF21abkinhh	SN 2016 elg	iPTF16elg	212.641	-0.98848	III	SN Ia	0.054027		Gonzalez et al. (2021ae)
ZTF21abkqkon	SN 2021 swl	ATLAS21bceo, Gaia21djx	345.65222	14.86495	II	SN Ia	0.0885		Hiramatsu et al. (2021aj)
ZTF21abmgxyu	SN 2021 tnd	ATLAS21bbvf, PS21iind	327.23818	-9.07113	III	SN Ia	0.085		Burke et al. (2021g); SNiascore (2021am)
ZTF21abmwzxt	SN 2021 tsz	ATLAS21bccc, Gaia21dmi, PS21iikp	354.49331	-0.4415	II	SN II	0.04		Pessi et al. (2021aj,ak)
ZTF21abnfgff	SN 2021 tvc	ATLAS21bdey, Gaia21dpc	350.19705	4.261	III	SN Ia	0.06		Burke et al. (2021h)
ZTF21abnhnxu	AT 2021 luvr	ATLAS21bdyq, PS21iom	351.75532	-11.02135	II	SN II			Delgado et al. (2021ac); Muñoz et al. (2021)
ZTF21abnlhxs	SN 2021 tyw	ATLAS21bche, Gaia21doz, PS21lisy	346.48525	14.35774	II	SN II	0.013		
ZTF21abnlhmq	AT 2021 txf	ATLAS21beii	14.57232	20.59191	V				SNiascore (2021an)
ZTF21abnvsic	SN 2021 uby	ATLAS21bcgu	257.17946	39.53526	II	SN Ia	0.072		Chu et al. (2021d); Ridley et al. (2021,ab)
ZTF21abotose	SN 2021 ugl	ATLAS21bekk	246.98203	20.25316	VI	SN IIb	0.0412		Pessi et al. (2021ai,ah)
ZTF21abowqqa	SN 2021 uga	ATLAS21bdru	247.81439	12.32168	V	SN Ia	0.09		SNiascore (2021ao)
ZTF21abpjpxr	SN 2021 uwa	ATLAS21bdqp	335.92088	19.73504	V	SN Ia	0.09		
ZTF21abpjrxq	AT 2021 uhr	ATLAS21bebe	321.71605	5.75134	VI				??
ZTF21abqfpsc	SN 2021 umz (also AT 2016jkb)	ATLAS21bdjn, Gaia21ecj	291.64365	-26.34741	V	SN Ia-9IT-like	0.076		
ZTF21abqjjrb	SN 2021 uqu	ATLAS21bdzp, PS21iin	357.29406	-11.25516	III	SN	0.078		Terwel et al. (2021,ac)
ZTF21abrfvax	SN 2021 vis	ATLAS21bfy	226.27859	21.27113	VI	SN Ic	0.0518		Chu et al. (2021e,f)
ZTF21abrfvax	SN 2021 vis	ATLAS21bfy	226.27859	21.27113	III	SN Ic	0.0518		Chu et al. (2021e,f)

Table 8 continued

Table 8 (continued)

ZTF Name	TNS Name	Other Names	R.A. (deg)	Decl. (deg)	Query	Classification	Redshift	Note	Reference(s)
ZTF21abrotmc	SN 2021vku	ATLAS21bfzs, PS21jdw	322.38702	8.07912	V	SN Ia	0.097		SNiascore (2021ap)
ZTF21abrskvb	SN 2021vkr	ATLAS21bgbc	308.9457	5.45901	VI	SN Ia	0.083		SNiascore (2021aq)
ZTF21abrzejf	AT 2021vjy	ATLAS21bgmx	29.30134	-4.87903	VI				
ZTF21absbwyz	SN 2021vou	ATLAS21bfjz, PS21lizi	249.47325	11.59448	V	SN Ia	0.09		Terwel et al. (2021); Chu et al. (2021e); Terwel et al. (2021ac)
ZTF21absjryg	AT 2021vxq		15.10958	-4.1558	VI				
ZTF21abtmsie	AT 2021wfm	ATLAS21bgln	339.79123	41.78092	III				
ZTF21abtsoky	SN 2021zfo	ATLAS21bjdz, PS21kff	270.11269	69.16242	V	SN Ia	0.085		Nascimbeni et al. (2021); Newsome et al. (2021ab); SNiascore (2021ar)
ZTF21abtuutw	SN 2021whj	ATLAS21bgnp, PS21jyt	2.30267	-5.93881	III	SN Ia	0.079		Gonzalez et al. (2021af)
ZTF21abvycz	AT 2021xco	ATLAS21bibd	247.27735	-8.48109	VI				
ZTF21abwycli	SN 2021xyh	ATLAS21biw, PS21jtu	339.96861	12.58475	V	SN II	0.035		Chu et al. (2021f)
ZTF21abxqkjd	AT 2021xvw	ATLAS21bhvy, PS21mmn	343.22562	-19.7127	V				
ZTF21abxzzys	SN 2021ygf	ATLAS21binx	248.96119	38.37612	V	SN Ia	0.098876		Chu et al. (2021g)
ZTF21abyonuw	SN 2021yip	ATLAS21bjhu, PS21ket	345.43594	28.46884	VI	SN Ia	0.128		Newsome et al. (2021ac)
ZTF21abzbuvf	SN 2021yik	ATLAS21bipy, PS21kvq	7.50773	-3.03131	VI	SN Ia	0.1		Chu et al. (2021f)
ZTF21acaoaho	AT 2021ynv		44.19692	0.73207	V				
ZTF21acbgema	SN 2021yvz	ATLAS21bizn, PS21okm	249.94553	32.57075	III	SN Ia	0.05239		Burke et al. (2021i)
ZTF21acbjxhr	SN 2021ysn	ATLAS21bjhq, PS21kui	359.18144	13.34985	V	SN Ia	0.085		SNiascore (2021as)
ZTF21acbqjsz	AT 2021zda		312.98109	0.09868	V				
ZTF21acdmmfg	SN 2021zgu	ATLAS21bjeq, Gaia21end, PS21mgp	73.43527	0.82282	V	SN Ia	0.068		SNiascore (2021at)
ZTF21acdozee	AT 2021zhq	ATLAS21bjev	246.67356	24.92438	V				
ZTF21acehvay	SN 2021aaic		327.87377	26.48246	III	SN Ia	0.055291		Pellegrino et al. (2021ac)
ZTF21acfrtor	SN 2021acej		304.47809	3.23255	III	SN Ia	0.05		Newsome et al. (2021ae)
ZTF21acgylas	SN 2021abaq	ATLAS21bkml, PS21lui	347.01665	22.57312	VI	SN Ia	0.078		Gromadzki et al. (2021,ab)
ZTF21acgyzel	SN 2021abam	ATLAS21bkdm, PS21lji	17.05099	-19.79002	II	SN Ia	0.049		Jacobson-Galan (2021); Galan & Foley (2021)

Table 8 continued

Table 8 (continued)

ZTF Name	TNS Name	Other Names	R.A. (deg)	Decl. (deg)	Query	Classification	Redshift	Note	Reference(s)
ZTF21acgzxbn	AT 2021able		73.49642	-16.38124	V				
ZTF21acgyvtq	AT 2021abjk	ATLAS21blzh	84.14974	-20.07543	V				
ZTF21achafji	AT 2021abwc		72.66684	-20.16099	VI	Galaxy	0.089		Ihanec et al. (2021,ac)
ZTF21achaxmt	SN 2021abnc	ATLAS21bkcv	284.06308	33.0193	II	SN Ia	0.08		Gonzalez et al. (2021ab)
ZTF21achbgdo	SN 2021abnm		282.58432	70.48222	III	SN Ia	0.089		Newsome et al. (2021ad)
ZTF21achctlk	AT 2021abdxx	PS21ltv	23.46599	-19.67035	V				
ZTF21achdsoo	SN 2021abmr		6.32401	-4.15696	VI	SN Ia	0.109		Ihanec et al. (2021ab,ad)
ZTF21achdvyu	SN 2021aadc	ATLAS21blak, PS21kpm	1.13614	19.76144	VI	SLSN-II	0.1953		Perley et al. (2021); Gomez et al. (2021)
ZTF21achlxso	SN 2021abli		71.84171	74.02835	III	SN Ia	0.08145		Newsome et al. (2021ad)
ZTF21achquie	SN 2021abmy	ATLAS21bkju, Gaia21fca, PS21lta	355.12566	12.93151	II	SN Ia	0.028		Newsome et al. (2021ae)
ZTF21achutuk	SN 2021abpw	ATLAS21bkjt, Gaia21fhj	311.27769	-25.73199	II	SN Ia	0.063		Newsome et al. (2021af)
ZTF21achxrzj	SN 2021abpo	ATLAS21bkzi	63.27148	-5.44853	VI	SN Ia	0.1		Ihanec et al. (2021,ac)
ZTF21achzfpq	SN 2021absx	ATLAS21bklo, Gaia21ews	276.66158	15.70446	III	SN Ia	0.056		Burke et al. (2021d)
ZTF21acioiha	SN 2021acgq	ATLAS21bkvo	117.5581	72.5341	II	SN Ia	0.098		Pellegrino et al. (2021ad)
ZTF21acipdhn	SN 2021abzk	PS21msm	157.55136	78.80644	II	SN Ia	0.079		SNiascore (2021au)
ZTF21acirwxt	AT 2021acbf	ATLAS21bkoq	335.56448	36.06381	II				
ZTF21acistjw	AT 2021accn	ATLAS21blfb, PS21lvj	8.94413	-0.30567	V				
ZTF21aciuhyy	SN 2021acgl	ATLAS21bkzw	5.11115	29.44932	III	SN Ia	0.097		SNiascore (2021av)
ZTF21aciuque	AT 2021acgm (also AT 2013lh)	ATLAS21bkqh	320.63354	15.41891	VI				
ZTF21acjbcdp	AT 2021acsg	ATLAS21blay	322.59706	3.14409	VI				
ZTF21acjbcdp	AT 2021acsg	ATLAS21blay	322.59705	3.14409	VI				
ZTF21acjbeap	AT 2021acob	ATLAS21bleu	334.34494	8.24779	VI				
ZTF21acjbedo	SN 2021acpx	ATLAS21bkzt	334.36867	13.38465	II	SN Ia	0.067		Pellegrino et al. (2021ae)
ZTF21acjdwfe	SN 2021acof		345.46786	36.82734	III	SN Ia	0.107		Pellegrino et al. (2021ae)
ZTF21acjnzdh	SN 2021acoz	ATLAS21blvk	102.10201	77.86272	II	SN Ia	0.095		Pellegrino et al. (2021af)
ZTF21acjosgg	SN 2021acnf		180.5743	64.71934	I	SN Ia	0.1058		Gonzalez et al. (2021ad)
ZTF21acjrle	AT 2021acvr		34.69133	-16.66564	VIII				
ZTF21ackbhmm	SN 2021adhg		322.26635	-12.85072	II	SN Ia	0.082		Gonzalez et al. (2021ad)

Table 8 continued

Table 8 (continued)

ZTF Name	TNS Name	Other Names	R.A. (deg)	Decl. (deg)	Query	Classification	Redshift	Note	Reference(s)
ZTF21ackneft	AT 2021adfc		316.26739	-21.43709	VI				
ZTF21ackqvyg	AT 2021adee		45.64063	-14.41236	V				
ZTF21ackthuy	AT 2021adni		56.49016	-4.39208	V				
ZTF21ackxyaa	AT 2021adqx	PS21ljz	7.3939	2.80337	VIII				
ZTF21ackzlds	AT 2021adjb		359.80772	-8.53838	VI				
ZTF21acldmwy	SN 2021aefta	ATLAS21bmgf, PS21mjg	87.02766	-17.53591	VIII	SN Ia	0.11		Ragosta et al. (2021ab,?)
ZTF21aclidzb	AT 2021adij	PS22fk	160.42135	25.57288	II				
ZTF21aclknxs	SN 2021admz		305.87894	-23.44238	II	SN II _n	0.056		Gonzalez et al. (2021ag)
ZTF21aclrks	SN 2021admm		13.2952	-25.15131	II	SN Ia-CSM	0.108515		Newsome et al. (2021ag)
ZTF21aclzvz	SN 2021advo	ATLAS21bmxn	174.22039	75.71104	III	SN II	0.0415		Newsome et al. (2021ab)
ZTF21acmrhta	AT 2021adwp		273.89771	12.66109	V				
ZTF21acmtqzi	SN 2021aebc	ATLAS21bmge, PS21mwy	36.51753	31.20972	III	SN Ia	0.057785		Burke et al. (2021e)
ZTF21acoruyj	SN 2021aexp	ATLAS21bmox, PS21mrd	24.5498	-29.70116	III	SN Ia	0.07		Ragosta et al. (2021ab,?)
ZTF21acouakb	AT 2021aeke	ATLAS21bmxg	134.73665	59.7688	III				
ZTF21acphsgr	SN 2021aeqi	ATLAS21bmoj	330.70721	-13.80123	II	SN Ia	0.052		Newsome et al. (2021ai)
ZTF21acpocmd	SN 2021aesg	ATLAS21bmpo, Gaia21ffo	147.25064	39.23999	II	SN Ia	0.0411409996		SNiascore (2021aw)
ZTF21acpzade	AT 2021afjy		355.31269	-6.63483	II				
ZTF21acravtt	SN 2021afzz		179.06486	-6.17787	II	SN Ia	0.083725		Burke et al. (2021j)
ZTF22aaaagqyx	SN 2022cma		73.58878	-14.33213	II	SN Ia	0.056		Killestein et al. (2022,ac)
ZTF22aaaagrex	SN 2022ccg	ATLAS22gdf, Gaia22arg, PS22blq	43.12134	11.10408	VII	SN Ia	0.07		Pellegrino et al. (2022ab); Balam & Kendurkar (2022)
ZTF22aaaahbrf	SN 2022cdh	ATLAS22gat, PS22bmo	56.64761	12.98938	II	SN Ia	0.035		Pellegrino et al. (2022)
ZTF22aaahtqz	AT 2022bdw	ATLAS22dth, Gaia22baj, PS22avi	126.29315	18.58266	II	TDE	0.03782		Arcavi et al. (2022b,a)
ZTF22aaaahuly	SN 2022cca	ATLAS22ges, PS22bqe	137.29314	-3.86594	II	SN Ic-BL	0.042		Aamer et al. (2022b); Killestein et al. (2022ab)
ZTF22aaaajje	AT 2022amc	ATLAS22cts, PS22bfb	168.80077	7.9683	VI	Other			Aamer et al. (2022a,c)
ZTF22aaaajuiz	SN 2022cfs	ATLAS22fhs, PS22cms	255.39057	32.95254	II	SN Ia	0.091		SNiascore (2022ab)

Table 8 continued

Table 8 (continued)

ZTF Name	TNS Name	Other Names	R.A. (deg)	Decl. (deg)	Query	Classification	Redshift	Note	Reference(s)
ZTF22aaaoyme	SN 2022cob	ATLAS22gcc, PS22bvc	224.89748	14.12884	III	SN Ic-BL	0.0445		Pellegrino et al. (2022ac)
ZTF22aaaqhg	AT 2022cms	ATLAS22gef	58.49762	16.43121	VI				
ZTF22aaaqwar	SN 2022coz	ATLAS22get, PS22brv	121.23503	5.06504	III	SN Ia	0.035		Pellegrino et al. (2022ad)
ZTF22aabfojs	AT 2022crg	ATLAS22hfm, PS22drp	217.16948	16.92929	V				
ZTF22aabimec	AT 2022esn	ATLAS22ggz, Gaia22ayp, PS22bjju	112.22887	26.89703	II	TDE	0.148		Srivastav et al. (2022,ab); Arcavi & Pellegrino (2022)
ZTF22aabjpii	SN 2022cyp	ATLAS22gww, PS22drn	221.12711	18.73436	II	SN II	0.044		Killestein et al. (2022,ac); Burke et al. (2022b)
ZTF22aaboeyu	AT 2022dlx	ATLAS22hob	214.78224	12.65903	VI				
ZTF22aabsemf	AT 2022dgt	ATLAS22hgi, PS22cjj	181.78881	62.27814	VI				
ZTF22aabsnrg	SN 2022dfp	ATLAS22heg, PS22bwp	128.81234	30.56737	I	SN Ia	0.07532		Burke et al. (2022c)
ZTF22aabtqob	SN 2022dfi	ATLAS22hcn, PS22ccq	127.98901	3.01631	III	SN Ia	0.088		Gonzalez et al. (2022)
ZTF22aabtyxu	AT 2022eku	ATLAS22kxs, Gaia22byt	167.50144	8.07103	VII				
ZTF22aabuamq	AT 2022dsw		171.99702	35.77912	IX	AGN	0.074		Pellegrino et al. (2022ae)
ZTF22aabwemz	SN 2022dkw	ATLAS22hmu	218.95957	24.68283	III	SN IIin	0.036		Moore et al. (2022ab,ac)
ZTF22aabwyc	SN 2022doi	ATLAS22hta	226.91814	21.37483	V	SN Ia	0.092		Moore et al. (2022ad,?)
ZTF22aacabjk	AT 2022dsp	ATLAS22hyn	256.4644	23.61804	V				
ZTF22aacinaw	SN 2022ebd	ATLAS22ino	237.39294	13.9994	II	SN Ia	0.069875		Burke et al. (2022a)
ZTF22aacmgor	SN 2022dvv	ATLAS22hfi, PS22bta	120.11265	-3.38228	II	SN Ia	0.054		Desai (2022)
ZTF22aadesjc	SN 2022fml	ATLAS22keu, Gaia22cdd, PS22fdk	233.42703	43.74597	VII	SN IIin	0.1035		Schulze (2022); Schulze et al. (2022)
ZTF22aaetqzk	SN 2022gzi	ATLAS22huf, Gaia22cei, PS22ewd	266.5202	42.27627	VII	SN IIin	0.089		Perley et al. (2022)
ZTF22aahdxdt	AT 2022ipr		181.94545	4.09447	X				
ZTF22aaidexf	SN 2022jdjv		227.75364	5.97167	VIII	SN Ia-9IT-like	0.075		Dennefeld et al. (2022,ab)
ZTF22aaikbez	AT 2022jbez	ATLAS22nww	346.46355	41.59842	VII				

Table 8 continued

Table 8 (continued)

ZTF Name	TNS Name	Other Names	R.A. (deg)	Decl. (deg)	Query	Classification	Redshift	Note	Reference(s)
ZTF22aaimgkp	AT 2022jks	ATLAS22odt	180.95259	15.02741	VII				
ZTF22aaitzvr	SN 2022jdf	ATLAS22nks, PS22eoi	229.61761	5.23966	VII	SN II	0.04		Fulton et al. (2022)
ZTF22aaajbhc	AT 2022jnp	ATLAS22puz	212.28997	41.50829	VII				
ZTF22aaajdyk	SN 2022jnn	ATLAS22ntt, PS22ejw	211.73102	-25.01963	VII	SN Ia	0.049		Hinds et al. (2022)
ZTF22aaajlrz	SN 2022jsj	ATLAS22ohs, PS22efd	219.66979	43.7476	VII	SN Ia	0.09		SNiascore (2022ac)
ZTF22aaajgof	SN 2022jsg	ATLAS22otg, PS22ehg	234.94636	-20.16468	VII	SN Ia	0.07		Hinds & Perley (2022)
ZTF22aaajrdad	SN 2022jtj	ATLAS22obw	142.7719	20.0688	VII	SN Ia	0.070942		SNiascore (2022ad)
ZTF22aaajrrzz	SN 2022jut	ATLAS22nxl, PS22ejn	241.45843	17.47988	VII	SN Ia	0.034129		Johansson et al. (2022)
ZTF22aaajzfb	AT 2022kto	ATLAS22pea	328.33521	-5.23381	VII				
ZTF22aaakaygk	SN 2022kbn	ATLAS22okl, Gaia22exp, PS22eje	246.32633	9.02035	VII	SN II	0.03		Sollerman et al. (2022)
ZTF22aaakdnme	AT 2022ket	ATLAS22ods, Gaia22egv, PS22ewg	203.66917	22.89847	VII			^c	
ZTF22aaakejxf	SN 2022kbc		181.19546	9.43827	VII	SN Ia-91bg-like	0.0687		Cosentino et al. (2022b,a)
ZTF22aaakmtrc	SN 2022kpa	ATLAS22otb, PS22epr	217.21103	14.99661	VII	SN Ia	0.086		SNiascore (2022ac)
ZTF22aaakvcqb	AT 2019aon	ZTF19aamakuu	183.86497	-2.42975	VII				
ZTF22aaalngkb	AT 2022liy		202.51259	-19.40763	VII				
ZTF22aaalxsmg	AT 2022lrq	ATLAS22pun	191.32769	13.49602	VII				
ZTF22aaamcwmm	AT 2022lni	ATLAS22pxv	318.09583	-6.15508	VII				
ZTF22aaamrkns	SN 2022kye	ATLAS22qhm, Gaia22cod, PS22epo	315.44949	-19.53634	VII	SN II	0.041		Sollerman et al. (2022ab)

^aNot clear if it is indeed rising at discovery.

^bLower than the expected signal-to-noise ratio in the spectrum attempt.

^cFaded before the spectrum was attempted (could have been rapidly evolving or an artifact).

NOTE—Since some queries are subsets of other queries, here we list only the most stringent query that produced each event.