

Supermassive primordial black holes in multiverse: for nano-Hertz gravitational wave and high-redshift JWST galaxies

Hai-Long Huang^{1*}, Yong Cai^{2†}, Jun-Qian Jiang^{1‡}, Jun Zhang^{3,4§}, and Yun-Song Piao^{1,3,5,6¶}

¹ *School of Physical Sciences, University of Chinese Academy of Sciences, Beijing 100049, China*

² *School of Physics and Microelectronics, Zhengzhou University, Zhengzhou, Henan 450001, China*

³ *International Centre for Theoretical Physics Asia-Pacific, University of Chinese Academy of Sciences, 100190 Beijing, China*

⁴ *Taiji Laboratory for Gravitational Wave Universe (Beijing/Hangzhou), University of Chinese Academy of Sciences, 100049 Beijing, China*

⁵ *School of Fundamental Physics and Mathematical Sciences, Hangzhou Institute for Advanced Study, UCAS, Hangzhou 310024, China and*

⁶ *Institute of Theoretical Physics, Chinese Academy of Sciences, P.O. Box 2735, Beijing 100190, China*

* huanghailong18@mailsucas.ac.cn

† caiyong@zzu.edu.cn

‡ jiangjq2000@gmail.com

§ zhangjun@ucas.ac.cn

¶ yspiao@ucas.ac.cn

Abstract

Recently, observational hints for supermassive black holes have been accumulating, which has inspired ones to wonder: Can primordial black holes (PBHs) be supermassive, in particular with the mass $M \gtrsim 10^9 M_\odot$? A supercritical bubble (with an inflating baby universe inside it) that nucleated during inflation can develop into a PBH in our observable Universe. Here, we find that when the inflaton slowly passes by a neighboring vacuum, the nucleating rate of supercritical bubbles would inevitably attain a peak, so the mass distribution of multiverse PBHs, and the mass of peak can be up to $M \gtrsim 10^{11} M_\odot$. Thus our mechanism naturally provides a primordial origin of supermassive BHs.

PACS numbers:

I. INTRODUCTION

In past years, the cosmological implications of PBHs [1–3], which might be responsible for dark matter and LIGO-Virgo gravitational wave (GW) events [4–6], have been intensively studied, e.g., in Refs. [7–9]. However, it has still been interesting to ask: Can PBHs be supermassive? In particular can the mass of PBHs reach $M \gtrsim 10^9 M_\odot$ [10]?

The origin of supermassive PBHs might have to be related with a period of inflation, since only inflation can stretch sub-horizon inhomogeneities to the scale that supermassive PBHs need. It has been widely thought that massive PBHs can be sourced by very large inflationary perturbations [11–15], $\delta\rho/\rho \gtrsim 0.1$. However, current CMB spectral distortion observations have ruled out such a significant enhancement of the amplitudes of primordial perturbations (if the perturbations are Gaussian)¹ on $k \lesssim 10^4 \text{Mpc}^{-1}$ scale, and hence PBHs with the mass $M > 10^4 M_\odot$ [23], see also Refs. [24–26].

It has also been well-known that a supercritical bubble (with an inflating baby universe inside it) that nucleated during inflation can develop into a PBH in our observable Universe [27]. In the corresponding multiverse scenario², after inflation ended, the supercritical bubble will connect to our Universe through a wormhole, and eventually we would see a PBH after the wormhole pinched off, see also Refs. [30–34] for further investigations. However, the mass distribution of such multiverse PBHs is $\propto \frac{1}{M^{1/2}}$ [27, 31], and thus is negligible at supermassive band $M \gtrsim 10^9 M_\odot$, see also Ref. [35].

Recently, observational hints for supermassive black holes have been accumulating. The evidences for a nano-Hertz stochastic GW background have been found with PTA [36–39], which might be interpreted with a population of $M \gtrsim 10^9 M_\odot$ supermassive BH binaries [40]³, see also [43]. Supermassive black holes with $M \sim 10^8 - 10^{10} M_\odot$ are believed to sit at the center of galaxies observed at redshifts $z \gtrsim 6$, which has still been a challenge to the standard astrophysical accretion models [44, 45]. The observations with JWST have also discovered lots of early supermassive galaxies ($M \gtrsim 10^{10} M_\odot$) at higher redshift $z \sim 10$, which is discordant with the ΛCDM model [46], but might be explained with ΛCDM +supermassive

¹ It seems that one needs to consider a scenario with highly non-Gaussian primordial perturbations to create supermassive PBHs, e.g. [16–20], however, see also [21, 22].

² This multiverse PBH scenario is a reminiscent of the well-known eternally inflating multiverse [28, 29].

³ An alternative might be inflationary primordial GW [41, 42].

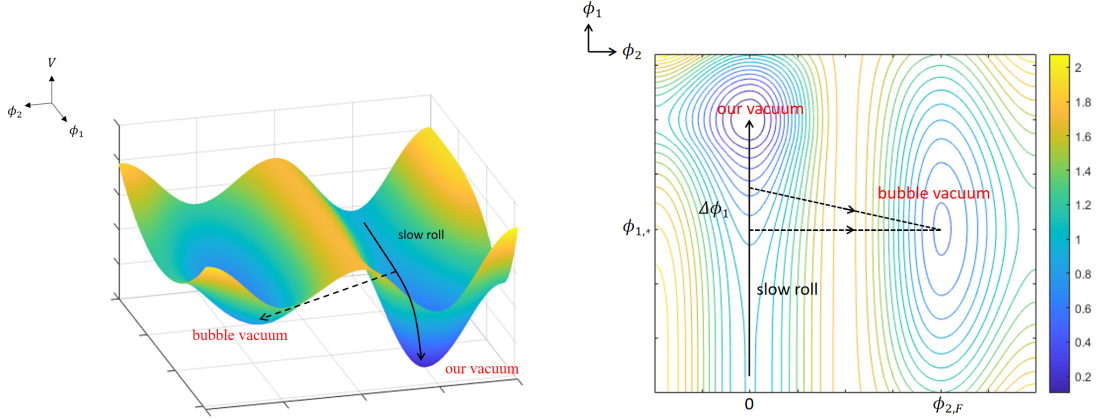


FIG. 1: **A 2D potential and its contour diagram.** Initially, the inflaton ϕ_1 rolls along its potential at $\phi_2 = 0$, and the nucleating rate of vacuum bubbles with a neighboring vacuum at $\phi_2 = \phi_{2,F}$ and $\phi_1 = \phi_{1,*}$ is highly suppressed. And only when $\phi_1 \simeq \phi_{1,*}$, the bubbles will just nucleate with largest rate.

black holes [47, 48]. Currently, it has been a consensus that supermassive black holes can be either sourced by seed-like PBHs as massive as $\sim 10^3 M_\odot$ [49, 50], which but must acquire sufficient accretion, or supermassive PBHs by birth, which might be most natural.

However, it is still unclear how supermassive PBHs can form. In this work, we present such a mechanism. It is found that in a slow-roll inflation model with multiple neighboring metastable vacua, the mass distribution of multiverse PBHs formed by supercritical bubbles that nucleated during inflation would inevitably have a multi-peaks spectrum, and the peak mass can reach $M \gtrsim 10^{11} M_\odot$. Thus, our multiverse PBHs can naturally serve as supermassive BHs needed to explain nano-Hertz GW and supermassive JWST galaxies.

II. OUR MULTIVERSE PBH MODEL

In our phenomenological model, see Fig.1 for $V(\phi_1, \phi_2)$, the inflaton ϕ_1 slowly rolls along its potential $V_{inf}(\phi_1)$ at which $\phi_2 = 0$, and a neighboring vacuum with $V_b < V_{inf}$ is at $\phi_2 = \phi_{2,F}$ and $\phi_1 = \phi_{1,*}$. It is expected that only when ϕ_1 rolls to the vicinity of $\phi_{1,*}$ the nucleating rate of the bubble with $V = V_b$ is maximized.

In the thin-wall regime, the bubble nucleating rate per Hubble spacetime volume $1/H_i^4$

in the inflating background (the Hubble parameter is $H_i^2 = \frac{8\pi V_{inf}(\phi_1)}{3M_p^2}$) is [27]

$$\lambda \sim e^{-B}, \quad \text{with} \quad B = \frac{2\pi^2\sigma}{H_i^3}, \quad (1)$$

where

$$\sigma = \int_{path} \sqrt{2(V(\phi_1, \phi_2) - V_b)} \left(\sum_{i=1,2} d\phi_i^2 \right)^{1/2} \quad (2)$$

is the wall tension with the “path” representing the “least- σ ” path [51]⁴. Here, we will not calculate σ exactly, but consider such an approximation (which helps to highlight the essential how λ is affected by the roll of inflaton), i.e., when inflaton passed through $\phi_{1,*}$, we have $d\phi_1 \simeq \Delta\phi_1 = \phi_1 - \phi_{1,*}$ and $d\phi_2 \simeq \phi_{2,F}$, thus

$$\sigma \approx \left(1 + \frac{(\Delta\phi_1)^2}{\phi_{2,F}^2} \right)^{1/2} \int_0^{\phi_{2,F}} \sqrt{2(V(\phi_{1,*}, \phi_2) - V_b)} d\phi_2. \quad (3)$$

According to (1), we have

$$B \approx B_* \left(1 + \frac{(\Delta\phi_1)^2}{\phi_{2,F}^2} \right)^{1/2}, \quad \text{with} \quad B_* = \frac{2\pi^2}{H_i^3} \int_0^{\phi_{2,F}} \sqrt{2(V(\phi_{1,*}, \phi_2) - V_b)} d\phi_2, \quad (4)$$

where the effect of the rolling velocity of inflaton on λ has been imprinted in $\Delta\phi_1 = \int \frac{\dot{\phi}_1}{H} d\mathcal{N}$, with $\mathcal{N} = \int H dt = \int \frac{H d\phi}{\dot{\phi}}$ being the e-folding number before inflation ended.

The bubble after its nucleating will rapidly expand. The inflation ended at $t = t_i$, at which time the number density of bubbles is

$$dn(t_i) = \lambda \frac{dr_i}{(r_i + H_i^{-1})^4}, \quad (5)$$

($r_i = \frac{e^{\mathcal{N}}}{H_i} \gg 1/H_i$ is the radius of bubble at t_i), and the energy of inflaton is rapidly converted to that of radiation, so $V \sim 0$ outside the bubble is completely negligible.

In Fig. 2, we present the full Penrose diagram for the supercritical bubble⁵ evolving into a PBH. In corresponding spacetime, the interior of supercritical bubble contains a baby inflating universe, which is connected to the exterior through a wormhole being closed. And eventually a PBH will come into being in our observable Universe.⁶

⁴ The nucleating rate of bubbles in multiple-field space has been also investigated in e.g., Refs. [52–55].

⁵ The supercritical bubble refers to the bubble with its radius larger than the Hubble length of spacetime inside bubble, i.e. $r \gtrsim \frac{1}{H_b}$, where $H_b^2 = \frac{8\pi}{3M_p^2} V_b$.

⁶ In earlier Refs. [56–59], the scenario with baby inflating universes inside black holes in de Sitter or asymptotically flat spacetime have been explored.

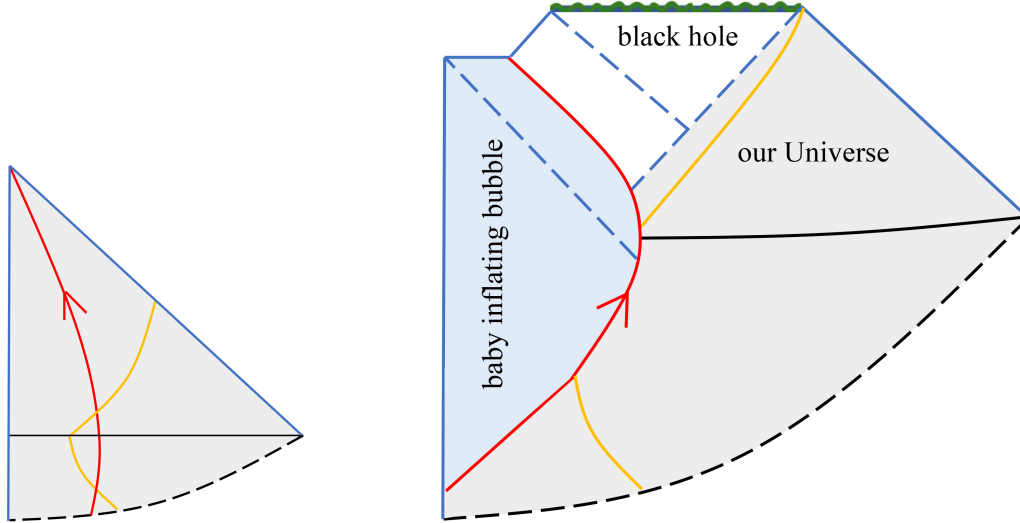


FIG. 2: **Right larger panel: Penrose diagram of inflation followed by a radiation era with multiverse PBH.** The red curve is the comoving bubble wall, the yellow curves are the comoving Hubble horizon, and the black dashed and solid curves represent when the inflation started and ended, respectively. The bubble that nucleated during slow-roll inflation will evolve to be supercritical, i.e. $r \gtrsim 1/H_b$, its interior contains a baby inflating universe (blue region). The bubble entered into the horizon of our observable Universe at $t = t_H$, after which it will be hidden behind the horizon of a PBH. **Left panel (A contrast): Penrose diagram of inflation followed by a radiation era.** The red curve is the comoving primordial perturbation.

In light of the causality, the region affected by the Schwarzschild radius of the PBH cannot exceed the Hubble radius of the parent Universe $1/H \simeq t_H$. During the radiation era, the bubble will expand comovingly with $a(t) = (\frac{t}{t_i})^{1/2}$, until its physical radius $r = a(t_H)r_i \sim t_H$ (so $t_H = H_i r_i^2$), after which the bubble will be hidden behind the horizon of a PBH with mass $M \sim M_p^2 t_H$, so

$$M \sim H_i r_i^2 M_P^2 = \frac{M_P^2}{H_i} e^{2\mathcal{N}}. \quad (6)$$

The dark matter density is $\rho_{DM}(t) \sim \frac{M_P^3}{t^{3/2} \mathcal{M}_{eq}^{1/2}}$, where $\mathcal{M}_{eq} \sim 10^{17} M_\odot$. Thus the mass distribution of such PBHs is [27, 31]

$$f(M) = \frac{1}{\rho_{DM}(t)} \left(M^2 \frac{dn}{dM} \right) \sim \lambda \left(\frac{\mathcal{M}_{eq}}{M} \right)^{1/2}. \quad (7)$$

According to (4), $f(M) \propto \frac{e^{-B_*}}{M_*^{1/2}}$ is maximized⁷ at $\phi_1 = \phi_{1,*}$ (equivalently $M_* = \frac{M_P^2}{H_i} e^{2\mathcal{N}_*}$).

It is significant to see the resulting $f(M)$ in different slow-roll inflation models. As a simple example, we consider $V_{inf}(\phi_1) \sim \phi_1^p$. In large- \mathcal{N} limit,

$$\mathcal{N} \simeq \frac{4\pi}{pM_P^2} \phi_1^2. \quad (8)$$

Here, $p = 2$ corresponds to the chaotic inflation [64, 65]⁸, $p = 2/3, 1, 4/3$ correspond to the monodromy inflation [73, 74]. Thus with (4), we have

$$B \approx B_* \sqrt{1 + \frac{pM_P^2}{4\pi\phi_{2,F}^2} (\mathcal{N}^{1/2} - \mathcal{N}_*^{1/2})^2}, \quad (9)$$

which suggests

$$\begin{aligned} f(M) &\sim e^{-B(\mathcal{N})} \left(\frac{\mathcal{M}_{eq}}{M}\right)^{1/2} \\ &= \left(\frac{\mathcal{M}_{eq}H_i}{M_P^2}\right)^{1/2} \exp\left(-B_* \sqrt{1 + \frac{pM_P^2}{4\pi\phi_{2,F}^2} (\mathcal{N}^{1/2} - \mathcal{N}_*^{1/2})^2} - \mathcal{N}\right), \end{aligned} \quad (10)$$

where $\mathcal{N} = \ln \sqrt{\frac{MH_i}{M_P^2}}$. The results with $\mathcal{N}_* = 40$ are shown in Fig. 3. Different p and $\phi_{2,F}$ (“shortest paths” to a neighboring vacuum) result in different profiles of $f(M)$.

In our multiverse PBH model, we can have $\epsilon = -\dot{H}/H^2 \sim 0.01$ on all scales (outside the bubbles) for ϕ^p inflation. However, it must be mentioned that in primordial-perturbation-sourced PBH models, a large amplitude $\delta\rho/\rho \gtrsim 0.1$ of primordial scalar perturbations requires that the standard slow-roll evolution, $\epsilon \sim 0.01$, of inflaton must be broke on corresponding PBH scales, e.g., so-called ultra-slow roll⁹.

It is also interesting to consider KKLT brane inflation, $V_{inf}(\phi_1) \sim 1 - (\frac{\mu}{\phi_1})^p$ [75, 76], where $p = 1, 2, 3, 4$. In such models, for $\mu \ll M_p$, we have

$$\mathcal{N} = \frac{8\pi\mu^2}{p(p+2)M_P^2} \left(\frac{\phi}{\mu}\right)^{p+2}. \quad (11)$$

⁷ In Ref.[27], $\lambda \sim const.$, so $f(M) \propto \frac{1}{M^{1/2}}$.

⁸ Recently, based on Λ CDM model the Planck collaboration has obtained $n_s \approx 0.965$ [66]. However, $n_s = 1$ ($n_s - 1 \sim -\mathcal{O}(0.001)$) is also observationally allowed [67–70] in light of resolution of recent Hubble tension. Thus chaotic inflation might be still consistent in its hybrid extension [71, 72]

⁹ In such single-field inflation model, a recent dispute is whether the enhanced small-scale perturbations might lead to large one-loop correction for perturbations on CMB scales or not, e.g.[60–63].

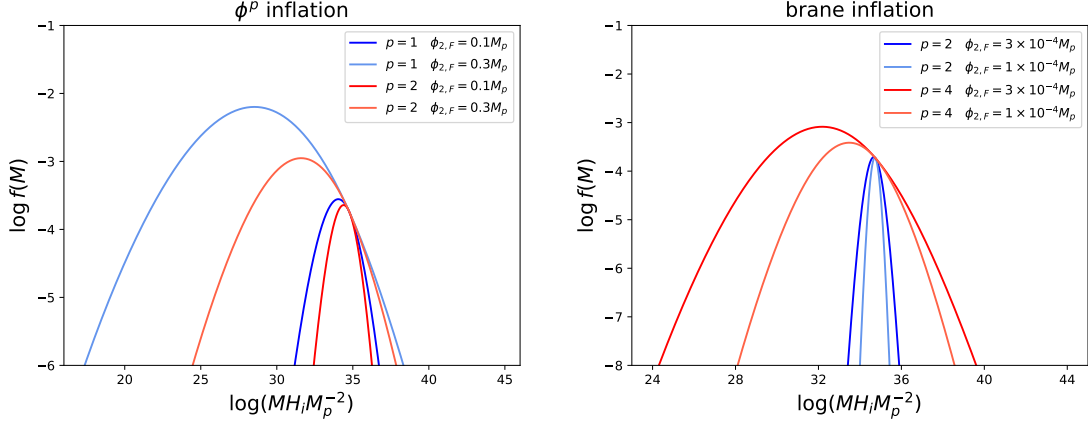


FIG. 3: **The mass spectra $f(M)$ for different models of slow-roll inflation.** We set $\mathcal{N}_* = 40$, and specially for KKLT brane inflation, $\mu = \phi_{2,F} \ll M_P$.

Thus with (4), we have

$$B \approx B_* \sqrt{1 + \mathcal{A} \frac{\mu^{2p/(p+2)} M_P^{4/(p+2)}}{\phi_{2,F}^2} \left(\mathcal{N}_{\frac{1}{p+2}} - \mathcal{N}_*^{\frac{1}{p+2}} \right)^2}, \quad (12)$$

where $\mathcal{A} = \left(\frac{p(p+2)}{8\pi} \right)^{2/(p+2)}$. The corresponding results are also shown in Fig.3.

III. DISCUSSION

In this work, we found that if the inflaton passed by a neighboring vacuum, the mass spectrum of multiverse PBHs formed by the supercritical bubbles that nucleated during inflation would attain a peak. It is usually expected that inflation happened at $V_{inf} \sim (10^{15} \text{Gev})^4$ and lasts for $\mathcal{N} \approx 60$ efolds, thus if the bubbles nucleated at $10 \lesssim \mathcal{N}_* \lesssim 50$, the mass peak will be at

$$10^{-22} M_\odot \lesssim M_* = \frac{M_P^2}{H_i} e^{2\mathcal{N}_*} \lesssim 10^{11} M_\odot. \quad (13)$$

In Ref. [47], it has been shown that early supermassive galaxies observed by JWST can be explained with supermassive ($M \gtrsim 10^9 M_\odot$) BHs that make up a small fraction ($\sim 10^{-6} - 10^{-3}$) of dark matter. According to (13), our multiverse PBHs can be supermassive up to $10^{11} M_\odot$, which thus can naturally serve as such supermassive BHs.

The nano-Hertz stochastic GW background recently detected might be interpreted with a population of $M \gtrsim 10^9 M_\odot$ supermassive BH binaries, but such a explain seems to have a mild tension with NANOGrav 15-Year data [40, 43]. However, the result is actually dependent

on the origin and evolution mechanism of supermassive BHs. In this sense, current tension might be just a reflection of the primordial origin of supermassive BHs.

Though we have presented a mechanism for the origin of supermassive PBHs, it can be also expected that in a string theory landscape, the slow-roll path of inflaton would be accompanied with more than one neighboring vacua, so that our multivers PBHs would have a multi-peaks mass spectrum, which might simultaneously account for current LIGO-Virgo GW events, e.g., see Ref. [34], supermassive BHs ($M \sim 10^9 M_\odot$), see Fig.4, and other observations hinting PBHs [9]. Thus it is interesting to further study the implications of recent observations at corresponding mass band, such as LIGO-Virgo-KAGRA GWTC events and early supermassive JWST galaxies, on our multivers PBHs.

Here, it is significantly noted that the multi-peaks mass spectrum of our multiverse PBHs encoded the information of not only slow-roll inflation but also the string vacua [77, 78], which might be a potential probe to relevant issues and worthy of explorations. It is also interesting to ask if such multiverse PBHs help to resolve the information paradox [79] of eternally inflating spacetime, e.g., see Ref. [80]. Though our simplified calculation might capture the essential how the nucleating rate is affected by the roll of inflaton, it is necessary to calculate it in a well-motivated string theory landscape, which needs to be further investigated to better understand the origin of supermassive PBHs.

Acknowledgments

YSP is supported by NSFC, No.12075246 and the Fundamental Research Funds for the Central Universities. Y. C. is supported in part by the National Natural Science Foundation of China (Grant No. 11905224), the China Postdoctoral Science Foundation (Grant No. 2021M692942) and Zhengzhou University (Grant No. 32340282). J. Z. is supported by the scientific research starting grants from University of Chinese Academy of Sciences (Grant No. 118900M061), the Fundamental Research Funds for the Central Universities (Grant No. E2EG6602X2 and Grant No. E2ET0209X2) and the National Natural Science Foundation of China (NSFC) under Grant No. 12147103.

[1] Y. B. Zel'dovich, I. D. Novikov, *Sov.Astron.* **10** (1967) 602.

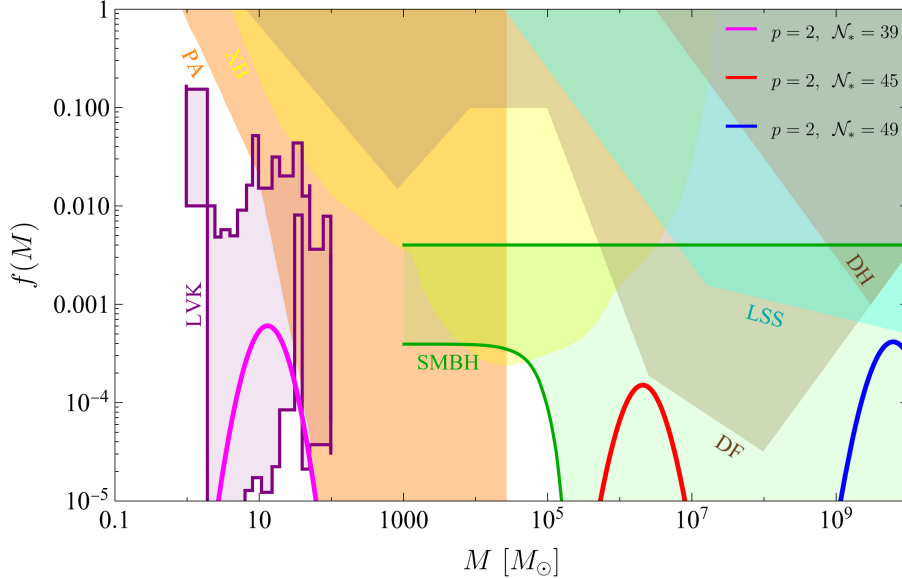


FIG. 4: **The multi-peaks mass spectrum of our multiverse PBHs.** In our model, the inflaton slowly rolled through near different vacua when about $\mathcal{N}_* = 39, 45, 49$. As a result, the mass distributions of multiverse PBHs sourced by the supercritical bubbles will peak at different mass $M \sim 10$ (purple curve), 10^6 (red curve), $10^{10} M_\odot$ (blue curve), respectively. According to Fig.38 in Ref.[9], we also show current constraints on massive PBHs.

- [2] S. Hawking, Mon. Not. Roy. Astron. Soc. **152** (1971), 75 doi:10.1093/mnras/152.1.75
- [3] B. J. Carr and S. W. Hawking, Mon. Not. Roy. Astron. Soc. **168** (1974), 399-415 doi:10.1093/mnras/168.2.399
- [4] S. Bird, I. Cholis, J. B. Muñoz, Y. Ali-Haïmoud, M. Kamionkowski, E. D. Kovetz, A. Racanelli and A. G. Riess, Phys. Rev. Lett. **116**, no. 20, 201301 (2016) [arXiv:1603.00464 [astro-ph.CO]].
- [5] S. Clesse and J. García-Bellido, Phys. Dark Univ. **15**, 142 (2017) [arXiv:1603.05234 [astro-ph.CO]].
- [6] M. Sasaki, T. Suyama, T. Tanaka and S. Yokoyama, Phys. Rev. Lett. **117**, no. 6, 061101 (2016) [arXiv:1603.08338 [astro-ph.CO]].
- [7] M. Sasaki, T. Suyama, T. Tanaka and S. Yokoyama, Class. Quant. Grav. **35** (2018) no.6, 063001 doi:10.1088/1361-6382/aaa7b4 [arXiv:1801.05235 [astro-ph.CO]].
- [8] B. Carr, K. Kohri, Y. Sendouda and J. Yokoyama, Rept. Prog. Phys. **84** (2021) no.11, 116902 doi:10.1088/1361-6633/ac1e31 [arXiv:2002.12778 [astro-ph.CO]].

- [9] B. Carr, S. Clesse, J. Garcia-Bellido, M. Hawkins and F. Kuhnel, [arXiv:2306.03903 [astro-ph.CO]].
- [10] B. Carr, F. Kuhnel and L. Visinelli, *Mon. Not. Roy. Astron. Soc.* **501** (2021) no.2, 2029-2043 doi:10.1093/mnras/staa3651 [arXiv:2008.08077 [astro-ph.CO]].
- [11] B. J. Carr and J. E. Lidsey, *Phys. Rev. D* **48** (1993), 543-553 doi:10.1103/PhysRevD.48.543
- [12] P. Ivanov, P. Naselsky and I. Novikov, *Phys. Rev. D* **50** (1994), 7173-7178 doi:10.1103/PhysRevD.50.7173
- [13] J. Garcia-Bellido, A. D. Linde and D. Wands, *Phys. Rev. D* **54** (1996), 6040-6058 doi:10.1103/PhysRevD.54.6040 [arXiv:astro-ph/9605094 [astro-ph]].
- [14] M. Kawasaki, N. Sugiyama and T. Yanagida, *Phys. Rev. D* **57** (1998), 6050-6056 doi:10.1103/PhysRevD.57.6050 [arXiv:hep-ph/9710259 [hep-ph]].
- [15] J. Yokoyama, *Phys. Rev. D* **58** (1998), 083510 doi:10.1103/PhysRevD.58.083510 [arXiv:astro-ph/9802357 [astro-ph]].
- [16] T. Nakama, T. Suyama and J. Yokoyama, *Phys. Rev. D* **94** (2016) no.10, 103522 doi:10.1103/PhysRevD.94.103522 [arXiv:1609.02245 [gr-qc]].
- [17] F. Hasegawa and M. Kawasaki, *Phys. Rev. D* **98** (2018) no.4, 043514 doi:10.1103/PhysRevD.98.043514 [arXiv:1711.00990 [astro-ph.CO]].
- [18] M. Kawasaki and K. Murai, *Phys. Rev. D* **100** (2019) no.10, 103521 doi:10.1103/PhysRevD.100.103521 [arXiv:1907.02273 [astro-ph.CO]].
- [19] N. Kitajima and F. Takahashi, *JCAP* **11** (2020), 060 doi:10.1088/1475-7516/2020/11/060 [arXiv:2006.13137 [hep-ph]].
- [20] V. Atal, A. Sanglas and N. Triantafyllou, *JCAP* **06** (2021), 022 doi:10.1088/1475-7516/2021/06/022 [arXiv:2012.14721 [astro-ph.CO]].
- [21] T. Shinohara, T. Suyama and T. Takahashi, *Phys. Rev. D* **104** (2021) no.2, 023526 doi:10.1103/PhysRevD.104.023526 [arXiv:2103.13692 [astro-ph.CO]].
- [22] T. Shinohara, W. He, Y. Matsuoka, T. Nagao, T. Suyama and T. Takahashi, [arXiv:2304.08153 [astro-ph.CO]].
- [23] T. Nakama, B. Carr and J. Silk, *Phys. Rev. D* **97** (2018) no.4, 043525 doi:10.1103/PhysRevD.97.043525 [arXiv:1710.06945 [astro-ph.CO]].
- [24] V. De Luca, G. Franciolini and A. Riotto, *Phys. Rev. D* **104** (2021) no.6, 063526 doi:10.1103/PhysRevD.104.063526 [arXiv:2103.16369 [astro-ph.CO]].

- [25] V. De Luca, G. Franciolini and A. Riotto, *Phys. Rev. Lett.* **130** (2023) no.17, 171401 doi:10.1103/PhysRevLett.130.171401 [arXiv:2210.14171 [astro-ph.CO]].
- [26] G. Franciolini, A. Iovino, Junior., V. Vaskonen and H. Veermae, [arXiv:2306.17149 [astro-ph.CO]].
- [27] J. Garriga, A. Vilenkin and J. Zhang, *JCAP* **1602**, no. 02, 064 (2016) [arXiv:1512.01819 [hep-th]].
- [28] A. Vilenkin, *Phys. Rev. D* **27** (1983), 2848 doi:10.1103/PhysRevD.27.2848
- [29] A. D. Linde, *Phys. Lett. B* **175** (1986), 395-400 doi:10.1016/0370-2693(86)90611-8
- [30] H. Deng, J. Garriga and A. Vilenkin, *JCAP* **04** (2017), 050 doi:10.1088/1475-7516/2017/04/050 [arXiv:1612.03753 [gr-qc]].
- [31] H. Deng and A. Vilenkin, *JCAP* **12** (2017), 044 doi:10.1088/1475-7516/2017/12/044 [arXiv:1710.02865 [gr-qc]].
- [32] H. Deng, *JCAP* **09** (2020), 023 doi:10.1088/1475-7516/2020/09/023 [arXiv:2006.11907 [astro-ph.CO]].
- [33] Y. T. Wang, J. Zhang and Y. S. Piao, *Phys. Lett. B* **795** (2019), 314-318 doi:10.1016/j.physletb.2019.06.036 [arXiv:1810.04885 [gr-qc]].
- [34] J. He, H. Deng, Y. S. Piao and J. Zhang, [arXiv:2303.16810 [astro-ph.CO]].
- [35] A. Kusenko, M. Sasaki, S. Sugiyama, M. Takada, V. Takhistov and E. Vitagliano, *Phys. Rev. Lett.* **125** (2020), 181304 doi:10.1103/PhysRevLett.125.181304 [arXiv:2001.09160 [astro-ph.CO]].
- [36] G. Agazie *et al.* [NANOGrav], *Astrophys. J. Lett.* **951** (2023) no.1, L8 doi:10.3847/2041-8213/acdac6 [arXiv:2306.16213 [astro-ph.HE]].
- [37] H. Xu, S. Chen, Y. Guo, J. Jiang, B. Wang, J. Xu, Z. Xue, R. N. Caballero, J. Yuan and Y. Xu, *et al.* doi:10.1088/1674-4527/acdfa5 [arXiv:2306.16216 [astro-ph.HE]].
- [38] D. J. Reardon, A. Zic, R. M. Shannon, G. B. Hobbs, M. Bailes, V. Di Marco, A. Kapur, A. F. Rogers, E. Thrane and J. Askew, *et al.* *Astrophys. J. Lett.* **951** (2023) no.1, L6 doi:10.3847/2041-8213/acdd02 [arXiv:2306.16215 [astro-ph.HE]].
- [39] J. Antoniadis, P. Arumugam, S. Arumugam, S. Babak, M. Bagchi, A. S. B. Nielsen, C. G. Bassa, A. Bathula, A. Berthereau and M. Bonetti, *et al.* [arXiv:2306.16214 [astro-ph.HE]].
- [40] G. Agazie *et al.* [NANOGrav], [arXiv:2306.16220 [astro-ph.HE]].

- [41] A. Afzal *et al.* [NANOGrav], *Astrophys. J. Lett.* **951** (2023) no.1, L11 doi:10.3847/2041-8213/acdc91 [arXiv:2306.16219 [astro-ph.HE]].
- [42] S. Vagnozzi, [arXiv:2306.16912 [astro-ph.CO]].
- [43] J. Ellis, M. Fairbairn, G. Hütsi, J. Raidal, J. Urrutia, V. Vaskonen and H. Veermäe, [arXiv:2306.17021 [astro-ph.CO]].
- [44] M. Volonteri, *Astron. Astrophys. Rev.* **18** (2010), 279-315 doi:10.1007/s00159-010-0029-x [arXiv:1003.4404 [astro-ph.CO]].
- [45] M. Volonteri, M. Habouzit and M. Colpi, *Nature Rev. Phys.* **3** (2021) no.11, 732-743 doi:10.1038/s42254-021-00364-9 [arXiv:2110.10175 [astro-ph.GA]].
- [46] M. Boylan-Kolchin, doi:10.1038/s41550-023-01937-7 [arXiv:2208.01611 [astro-ph.CO]].
- [47] B. Liu and V. Bromm, *Astrophys. J. Lett.* **937** (2022) no.2, L30 doi:10.3847/2041-8213/ac927f [arXiv:2208.13178 [astro-ph.CO]].
- [48] G. Hütsi, M. Raidal, J. Urrutia, V. Vaskonen and H. Veermäe, *Phys. Rev. D* **107** (2023) no.4, 043502 doi:10.1103/PhysRevD.107.043502 [arXiv:2211.02651 [astro-ph.CO]].
- [49] N. Duechting, *Phys. Rev. D* **70** (2004), 064015 doi:10.1103/PhysRevD.70.064015 [arXiv:astro-ph/0406260 [astro-ph]].
- [50] P. D. Serpico, V. Poulin, D. Inman and K. Kohri, *Phys. Rev. Res.* **2** (2020) no.2, 023204 doi:10.1103/PhysRevResearch.2.023204 [arXiv:2002.10771 [astro-ph.CO]].
- [51] P. Ahlqvist, B. R. Greene, D. Kagan, E. A. Lim, S. Sarangi and I. S. Yang, *JHEP* **03** (2011), 119 doi:10.1007/JHEP03(2011)119 [arXiv:1011.6588 [hep-th]].
- [52] A. Kusenko, *Phys. Lett. B* **358** (1995), 51-55 doi:10.1016/0370-2693(95)00994-V [arXiv:hep-ph/9504418 [hep-ph]].
- [53] T. Konstandin and S. J. Huber, *JCAP* **06** (2006), 021 doi:10.1088/1475-7516/2006/06/021 [arXiv:hep-ph/0603081 [hep-ph]].
- [54] A. Masoumi, K. D. Olum and B. Shlaer, *JCAP* **01** (2017), 051 doi:10.1088/1475-7516/2017/01/051 [arXiv:1610.06594 [gr-qc]].
- [55] J. R. Espinosa and T. Konstandin, *JCAP* **01** (2019), 051 doi:10.1088/1475-7516/2019/01/051 [arXiv:1811.09185 [hep-th]].
- [56] K. i. Maeda, K. Sato, M. Sasaki and H. Kodama, *Phys. Lett. B* **108** (1982), 98-102 doi:10.1016/0370-2693(82)91151-0
- [57] H. Kodama, M. Sasaki, K. Sato and K. i. Maeda, *Prog. Theor. Phys.* **66** (1981), 2052

doi:10.1143/PTP.66.2052

- [58] E. Farhi and A. H. Guth, Phys. Lett. B **183** (1987), 149-155 doi:10.1016/0370-2693(87)90429-1
- [59] S. K. Blau, E. I. Guendelman and A. H. Guth, Phys. Rev. D **35** (1987), 1747 doi:10.1103/PhysRevD.35.1747
- [60] J. Kristiano and J. Yokoyama, [arXiv:2211.03395 [hep-th]].
- [61] A. Riotto, [arXiv:2301.00599 [astro-ph.CO]].
- [62] J. Kristiano and J. Yokoyama, [arXiv:2303.00341 [hep-th]].
- [63] J. Fumagalli, [arXiv:2305.19263 [astro-ph.CO]].
- [64] A. D. Linde, Phys. Lett. B **129** (1983), 177-181 doi:10.1016/0370-2693(83)90837-7
- [65] N. Kaloper and L. Sorbo, Phys. Rev. Lett. **102** (2009), 121301 doi:10.1103/PhysRevLett.102.121301 [arXiv:0811.1989 [hep-th]].
- [66] Y. Akrami *et al.* [Planck], Astron. Astrophys. **641** (2020), A10 doi:10.1051/0004-6361/201833887 [arXiv:1807.06211 [astro-ph.CO]].
- [67] G. Ye and Y. S. Piao, Phys. Rev. D **101** (2020) no.8, 083507 doi:10.1103/PhysRevD.101.083507 [arXiv:2001.02451 [astro-ph.CO]].
- [68] G. Ye, B. Hu and Y. S. Piao, Phys. Rev. D **104** (2021) no.6, 063510 doi:10.1103/PhysRevD.104.063510 [arXiv:2103.09729 [astro-ph.CO]].
- [69] J. Q. Jiang and Y. S. Piao, Phys. Rev. D **105** (2022) no.10, 103514 doi:10.1103/PhysRevD.105.103514 [arXiv:2202.13379 [astro-ph.CO]].
- [70] J. Q. Jiang, G. Ye and Y. S. Piao, [arXiv:2210.06125 [astro-ph.CO]].
- [71] R. Kallosh and A. Linde, Phys. Rev. D **106** (2022) no.2, 023522 doi:10.1103/PhysRevD.106.023522 [arXiv:2204.02425 [hep-th]].
- [72] G. Ye, J. Q. Jiang and Y. S. Piao, Phys. Rev. D **106** (2022) no.10, 103528 doi:10.1103/PhysRevD.106.103528 [arXiv:2205.02478 [astro-ph.CO]].
- [73] E. Silverstein and A. Westphal, Phys. Rev. D **78** (2008), 106003 doi:10.1103/PhysRevD.78.106003 [arXiv:0803.3085 [hep-th]].
- [74] L. McAllister, E. Silverstein and A. Westphal, Phys. Rev. D **82** (2010), 046003 doi:10.1103/PhysRevD.82.046003 [arXiv:0808.0706 [hep-th]].
- [75] S. Kachru, R. Kallosh, A. D. Linde, J. M. Maldacena, L. P. McAllister and S. P. Trivedi, JCAP **10** (2003), 013 doi:10.1088/1475-7516/2003/10/013 [arXiv:hep-th/0308055 [hep-th]].
- [76] R. Kallosh, A. Linde and Y. Yamada, JHEP **01** (2019), 008 doi:10.1007/JHEP01(2019)008

- [arXiv:1811.01023 [hep-th]].
- [77] L. Susskind, [arXiv:hep-th/0302219 [hep-th]].
- [78] S. Kachru, R. Kallosh, A. D. Linde and S. P. Trivedi, Phys. Rev. D **68** (2003), 046005 doi:10.1103/PhysRevD.68.046005 [arXiv:hep-th/0301240 [hep-th]].
- [79] N. Arkani-Hamed, S. Dubovsky, A. Nicolis, E. Trincherini and G. Villadoro, JHEP **05** (2007), 055 doi:10.1088/1126-6708/2007/05/055 [arXiv:0704.1814 [hep-th]].
- [80] Y. S. Piao, Phys. Rev. D **107** (2023) no.12, 123509 doi:10.1103/PhysRevD.107.123509 [arXiv:2301.07403 [hep-th]].