



A Non-Perturbative Random Matrix Model of $\mathcal{N} = 2$ JT Supergravity

Clifford V. Johnson*

Department of Physics, Broida Hall, University of California, Santa Barbara, CA 93106, U.S.A.

It is shown how to non-perturbatively define a random matrix model that captures key physics of $\mathcal{N}=2$ Jackiw-Teitelboim (JT) supergravity, going well beyond the perturbative topological expansion defined recently by Turiaci and Witten. A decomposition into an infinite family of certain minimal models is derived, leading to the definition of a non-linear differential equation from which the physics may be computed. BPS states are naturally described by the model. The non-perturbative completions of the spectral densities for non-BPS multiplets are readily extracted.

Introduction.—Recent years have seen renewed excitement about the use of random matrix models to capture properties of two-dimensional quantum gravity. The new activity began with the Jackiw-Teitelboim [1] (JT), model of gravity coupled to a scalar, which is of considerable interest in large part because it (and some variants) arises as the near-horizon low temperature physics of a wide class of higher dimensional black holes. Understanding it has yielded valuable insights into the nature of quantum gravity. Saad, Shenker and Stanford [2] demonstrated explicitly that there is a *perturbative* equivalence between the Euclidean path integral quantization of JT gravity and computations in a double-scaled [3] random matrix model. (Here perturbation theory is topologically organized; contributions from surfaces of Euler characteristic χ are weighted by $e^{S_0\chi}$, where S_0 is the $T=0$ entropy.) Soon after, Stanford and Witten [4] showed that the equivalence extends to a wider class of models including various $\mathcal{N}=1$ supersymmetric extensions.

It is extremely important to understand the non-perturbative definitions of these perturbative demonstrations, because there are key physical questions that cannot be addressed in perturbation theory. Such questions often involve access to properties of the discrete spectrum that underlies the quantum gravity theory (as implied *e.g.*, by the finite Bekenstein-Hawking [5] entropy). Moreover, direct access to the discrete spectrum is key to understanding the nature of holographic duals in 2D. A program of formulating the matrix model non-perturbatively was begun in ref. [6] with ordinary JT and extended to various $\mathcal{N}=1$ variants in refs. [7–10] [11]. Further developments made explicit many detailed properties of the discrete spectrum (or, better, the ensemble of *candidate* discrete spectra) for the first time [12, 13], from which many things can be computed directly, such as the spectral form factor and the quenched free energy.

$\mathcal{N}=2$ JT supergravity was still not well understood in matrix model terms until the recent work of Turiaci and Witten [14], where many features of the relevant random matrix model were proposed and successfully compared (perturbatively in topology) to features of the supergrav-

ity accessible through the Euclidean path integral. Crucially, the leading (disc) order partition function for non-BPS states is built from spectral densities $\rho_{0,q}(E)$ for a multiplet with R-charge labelled by q , given by [15, 16]:

$$\rho_{0,q}(E) = \frac{e^{S_0}}{2\pi} \frac{\sinh(2\pi\sqrt{E - E_0(q)})}{4\pi^2 E} \Theta(E - E_0(q)) , \quad (1)$$

where $E_0(q)=q^2/4\hat{q}^2$ is the minimum (threshold) energy in the sector (\hat{q} is the R-charge of the supercharge). When $|q|<\hat{q}$ there are BPS states present with density:

$$\rho_{\text{BPS}}(E) = \frac{e^{S_0}}{4\pi^2} \sin\left(\frac{\pi q}{\hat{q}}\right) \delta(E) . \quad (2)$$

Ref. [14] observed that with ν BPS states, the random matrix ensemble is of $(1+2\nu, 2)$ type in the Altland-Zirnbauer (AZ) [17] (α, β) classification. For vanishing q , $E_0(q)=0$ and the leading density has $\sim E^{-\frac{1}{2}}$ “hard edge” behaviour. Otherwise, the tail of the distribution is of the form $\sim\sqrt{E - E_0(q)}/E$. Several checks and arguments supported this, including alignment with features of new topological recursion relations generalizing those of Mirzakhani for the $\mathcal{N}=0$ case [18], and those in ref. [4].

An important next step is to find a non-perturbative definition of the matrix model. This Letter presents a natural one from which results can be efficiently extracted. Matrix models can often be written in terms of families of orthogonal polynomials [19, 20], characterized by a recursion relation. Physical quantities are then expressed in terms of the polynomials. The recursion coefficients defining the polynomials follow from the matrix model potential, in the form of a difference equation. In the double-scaling limit that yields gravity, the difference equation becomes a non-linear ordinary differential equation, known (from the literature of the early 1990s) as a “string equation” [21]. It will be shown below how to build a *single* equation that will capture key features of the non-BPS sectors of $\mathcal{N}=2$ JT supergravity, along with ν BPS states. The construction’s components are a family of minimal models, a particular combination of which yields the model.

The String Equation.—The central equation is:

$$u\mathcal{R}^2 - \frac{\hbar^2}{2}\mathcal{R}\mathcal{R}'' + \frac{\hbar^2}{4}(\mathcal{R}')^2 = \hbar^2\Gamma^2, \quad (3)$$

with $\mathcal{R} \equiv \sum_{k=1}^{\infty} t_k R_k[u] + x$ where the $R_k[u]$ are polynomials (see below) in the function $u(x)$ and its x -derivatives. Also, $\hbar = e^{-S_0}$ and x runs over the real line. Equation (3) arose in early studies [22] of *positive* matrix model ensembles for gravity applications (later identified to be of type $(1+2\Gamma, 2)$ in the AZ classification). Later it will be confirmed that integer Γ (known to count the number of zero eigenvalues of matrices in the ensemble) will be identified with ν , the number of BPS states. A particular t_k determines how much the minimal model labelled by k (see below) contributes. Their values will be fixed shortly by matching to disc order. The $R_k[u]$ are the ‘‘Gel’fand-Dikii’’ [23] differential polynomials in $u(x)$ and its derivatives, normalized here so that the non-derivative part has unit coefficient: $R_k = u^k + \dots + \#u^{(2k-2)}$ where $u^{(m)}$ means the m th x -derivative. *e.g.*, $R_1 = u$, $R_2 = u^2 - \frac{\hbar^2}{3}u''$, $R_3 = u^3 + \hbar^2(u')^2/2 + \hbar^2uu'' + \hbar^4u^{(4)}/10$, *etc.* Once boundary conditions are specified (below), the string equation determines $u(x)$, the continuum limit of the recursion coefficients determining the (double scaled) orthogonal polynomials, denoted $\psi(x, E)$. They are functions of the scaled eigenvalue, denoted E , and labelled by a continuous index x . Rather nicely for this class of models, $\psi(E, x)$ are determined (up to normalization) as wavefunctions of a Schrödinger problem:

$$\left[-\hbar^2 \frac{\partial^2}{\partial x^2} + u(x) \right] \psi(x, E) = E\psi(x, E), \quad (4)$$

for which $u(x)$ is the potential. The spectral density of the model is given in terms of $\psi(E, x)$ as follows:

$$\rho(E) = \int_{-\infty}^{\mu} |\psi(x, E)|^2 dx, \quad (5)$$

and the value of μ will be determined below by matching to disc level physics. The disc order spectral density arises from taking the leading WKB form of the wavefunctions, giving:

$$\rho_0(E) = \frac{1}{2\pi\hbar} \int_{-\infty}^{\mu} \frac{\Theta(E - u_0(x)) dx}{\sqrt{E - u_0(x)}} = \frac{1}{2\pi\hbar} \int_{E_0}^E \frac{f(u_0) du_0}{\sqrt{E - u_0}}, \quad (6)$$

where $u_0(x)$ is the leading perturbative piece of $u(x)$ obtained by sending $\hbar \rightarrow 0$. In the second expression $E_0 = u_0(\mu)$, and $f(u_0) = -\partial x / \partial u_0$.

Minimal Model Decomposition for $E_0 = 0$.—This case is treated in a manner similar to what has been done for earlier matrix model studies of ordinary JT and various $\mathcal{N} = 1$ JT models [6, 8, 9]. The minimal models in question [24] are specified by boundary conditions that can be written for $\hbar \rightarrow 0$, where the string equation becomes

$$u_0 \mathcal{R}_0^2 = 0, \text{ with } \mathcal{R}_0 = \sum_k t_k u_0^k + x:$$

$$u_0 = 0 \text{ as } x \rightarrow +\infty, \text{ and } \mathcal{R}_0 = 0 \text{ as } x \rightarrow -\infty. \quad (7)$$

Next, the t_k are uniquely determined by requiring that the leading spectral density comes out as equation (1) (with $E_0 = 0$ for far). It is easiest to simply expand $\rho_{0,q}(E)$ as a power series in $E^{\frac{1}{2}}$, and use the fact that for the k th model, the string equation in the negative x region is $u_0^k + x = 0$, so $f(u_0) = k u_0^{k-1}$, and integral (6) gives [7] $\rho_0^{(k)}(E) = C_k E^{k-\frac{1}{2}} / 2\pi\hbar$, where $C_k = 2^{2k-1} k((k-1)!)^2 / (2k-1)!$. Matching coefficients for the full expansion gives a new equation for the minimal model ingredients for $\mathcal{N} = 2$ supergravity (for $E_0 = 0$):

$$t_k = \frac{\pi^{2k-1}}{2(2k+1)(k!)^2}, \text{ with } \mu = (2\pi)^{-1}. \quad (8)$$

It is crucial to notice (as first observed in the studies of $\mathcal{N} = 1$ cases in ref. [7]) that the key $1/\sqrt{E}$ contribution to the tail of the leading spectral density comes from the fact that $u_0 = 0$ in the positive x region, and so carrying out the part of integral (6) there gives a contribution $(2\pi\hbar)^{-1} \mu / \sqrt{E}$, which also fixes the value of μ .

The equation for the t_k can be used to write the leading order piece of the string equation for $u_0(x)$ in a closed form, since $\mathcal{R}_0 = \sum_k t_k u_0^k + x = 0$ becomes:

$$x = \frac{1}{4\pi} \left[\pi I_1(2\pi\sqrt{u_0}) L_0(2\pi\sqrt{u_0}) - \pi I_0(2\pi\sqrt{u_0}) L_1(2\pi\sqrt{u_0}) - 2I_0(2\pi\sqrt{u_0}) + 2 \right], \quad (9)$$

where $I_n(y)$ and $L_n(y)$ are, respectively, the modified Bessel and Struve function in y of order n . (This generalizes the case for $\mathcal{N} = 1$ models derived in refs. [7, 8].)

Minimal Model Decomposition for $E_0 \neq 0$ —For this case, a new approach is needed in order to get the $\sqrt{E - E_0}/E$ edge behaviour. Some experimentation shows that E_0 -dependent parameters $\{\tilde{t}_k(E_0), \tilde{\mu}(E_0)\}$ must be sought, giving a new minimal model recipe. By way of preparation for such a decomposition, a generalization of C_k mentioned above equation (8) for integrating $f(u_0) = k u_0^{k-1}$ for non-zero E_0 is needed. The derivation is given in the Supplemental Material, with the result $\rho_0^{(k)}(E_0, E) = \tilde{C}_k(E_0, E) E^{k-\frac{1}{2}} / 2\pi\hbar$, where:

$$\tilde{C}_k(E_0, E) = \frac{2k}{2^{2k-2}} \sum_{i=1}^k \frac{(2k-1)! (-1)^{i-1} \cos[(2i-1)\theta_0]}{(k-i)!(k+i-1)!(2i-1)}, \quad (10)$$

with $\cos \theta_0 = \sqrt{1 - E_0/E}$. (The first few cases are displayed explicitly in equations (S4).) Next is to discover how to expand the leading spectral density (1) into individual components that allow a determination of $\tilde{t}_k(E_0)$. The strategy is to expand $(E - E_0)^{\frac{1}{2}} = E^{\frac{1}{2}} (1 - E_0/2E + \dots)$

and then expand the sinh function that it sits inside. This results in a complicated expression of the form:

$$\rho_0(E, E_0) \simeq \sum_{k \geq 1} A_k(E_0) E^{k-\frac{1}{2}} + \sum_{k \geq 1} B_k(E_0) E^{\frac{1}{2}-k}, \quad (11)$$

an E_0 -dependent mix of fractional powers of E , including not just positive powers but also negative powers *beyond* $E^{-\frac{1}{2}}$, in stark contrast to the E_0 case. For example:

$$B_1(E_0) = \frac{1}{4\pi^2} - \frac{E_0}{4} + \frac{\pi^2 E_0^2}{16} - \frac{\pi^4 E_0^3}{144} + \dots, \quad (12)$$

the first term giving the $E^{-\frac{1}{2}}$ behaviour that is present in the $E_0=0$ case, but now in addition there are E_0 -dependent terms at this order and also at more negative powers of E . Such terms are at first puzzling, but they are the contributions needed to cancel the hard edge behaviour of the tail of $\rho(E)$ in order to truncate it at E_0 .

In fact, examining (10) for the behaviour resulting from using a minimal model shows that (after also expanding in small E_0) such negative fractional powers of E are indeed possible. The issue to hand is whether they can be made to match what is present in equation (11). A tentative decomposition into minimal models is given by the following tree level string equation for the $x < 0$ region, generalizing (7): $\mathcal{R}_0 \equiv \sum_{k=1}^{\infty} \tilde{t}_k(E_0) u_0^k + x = 0$. The form of the resulting spectral density can be determined by putting $f(u_0) = \partial_{u_0} \mathcal{R}_0$ into equation (6) and expanding in E_0/E . As before, comparing powers of $E^{k-\frac{1}{2}}$ for positive k gives the $\tilde{t}_k(E_0)$, at least order by order in E_0 . For example, to quadratic order, the first few $\tilde{t}_k(E_0)$ are:

$$\begin{aligned} \tilde{t}_1(E_0) &= t_1 \left(1 - \frac{1}{2} \pi^2 E_0 + \frac{1}{12} \pi^4 E_0^2 + \dots \right), \\ \tilde{t}_2(E_0) &= t_2 \left(1 - \frac{1}{3} \pi^2 E_0 + \frac{1}{24} \pi^4 E_0^2 + \dots \right), \\ \tilde{t}_3(E_0) &= t_3 \left(1 - \frac{1}{4} \pi^2 E_0 + \frac{1}{40} \pi^4 E_0^2 + \dots \right), \end{aligned} \quad (13)$$

where $t_1 = \pi/6$, $t_2 = \pi^3/40$, and $t_3 = \pi^5/504$ were determined earlier in (8). This still leaves an infinite number of terms (the B_k) to match. One might hope these are automatically fixed to be the negative powers that come with the minimal model expression (10) for $\tilde{C}_k(E_0, E)$, but this is not borne out, and an infinite number of terms fail to match.

Salvation comes from the $x > 0$ region. What is needed is a natural generalization of the $u_0(x)=0$ solution used for $E_0=0$. Another kind of special classical solution to the string equation (3) can be obtained by sending $\Gamma \rightarrow \infty$ while $\hbar \rightarrow 0$, holding fixed $\Gamma^2 \hbar^2 = \tilde{\mu}^2 E_0$. Drop all other terms involving \hbar as usual, and turning off all the t_k s leaves $\mathcal{R}_0 = x$, giving:

$$u_0(x) = \frac{\tilde{\mu}^2 E_0}{x^2}. \quad (14)$$

(Note that $u_0(\tilde{\mu}) = E_0$ for this solution.) Inserting this into WKB integral (6) for $x > 0$ (using lower limit $x = \tilde{\mu} \sqrt{E_0/E}$ and upper limit $x = \tilde{\mu}$), yields $\frac{\tilde{\mu}}{2\pi} \sqrt{E - E_0}/E$. Expanding this produces new negative fractional powers of E . Their coefficients are determined by writing $\tilde{\mu}(E_0)$ as a power series in E_0 , fixing each term's coefficient to match the remaining terms in B_0 (*i.e.* order $E^{-\frac{1}{2}}$). The first few terms are:

$$\tilde{\mu} = \frac{1}{2\pi} \left(1 - \frac{2}{3} \pi^2 E_0 + \frac{2}{15} \pi^4 E_0^2 - \frac{4}{315} \pi^6 E_0^3 + \dots \right) \quad (15)$$

Checking the same orders in B_1 (order $E^{-\frac{3}{2}}$) shows that those are matched too, and so on to increasingly negative powers! Remarkably, the procedure has succeeded in reproducing the disc spectral density (1) using classical string equation ingredients, at least perturbatively in E_0 . Actually, there is another miracle afoot that will reveal exact expressions in E_0 , arising next in the BPS sector.

The BPS sector—The solution (14) related the parameter Γ , the number of zero energy matrix model states, to E_0 through (after taking the positive square root) $\Gamma = \hbar^{-1} \tilde{\mu} \sqrt{E_0}$. The coefficients of the E_0 expansion (15) of $\tilde{\mu}$ discovered above are suggestive, and exploring higher orders shows that it is simply the expansion of:

$$\tilde{\mu} = \frac{1}{4\pi^2 \sqrt{E_0}} \sin(2\pi \sqrt{E_0}), \quad (16)$$

but since $\hbar = e^{-S_0}$ and $E_0 = q^2/4\hat{q}^2$, this results in the exact result $\Gamma = \frac{e^{-S_0}}{4\pi^2} \sin(\pi q/\hat{q})$, *precisely* the content of equation (2) for the number of BPS states! This remarkable outcome suggests that the infinite set of perturbative (in E_0) expressions for $\tilde{t}_k(E_0)$ can be also resummed into something simpler. Some experimentation confirms this, resulting in the following satisfying expression:

$$\tilde{t}_k(E_0) = t_k \frac{2^k k!}{(2\pi \sqrt{E_0})^k} J_k(2\pi \sqrt{E_0}). \quad (17)$$

$J_k(y)$ is the k th Bessel function of y , and t_k is given in (8).

This completes the decomposition into minimal models, fixing the content and structure of the the full non-linear string equation (3), defining the model well beyond the topological expansion.

Non-Perturbative Results.—The full non-linear equation (3), with the t_k of equation (8) (or $\tilde{t}_k(E_0)$ of (17), with $\hbar \Gamma = \tilde{\mu} \sqrt{E_0}$), defines a solution for $u(x)$, given the boundary conditions (7). Many earlier studies suggest that smooth unique solutions exist for a wide range of parameters [25]. A concern might be that it is formally an infinite order equation (since all t_k are involved), but note [8] that a sensible $u(x)$ still exists by virtue of the fact that the t_k rapidly fall in magnitude at higher k , and hence the solution's modifications from higher derivatives are vanishingly small at higher order. This suggests a truncation scheme whereby solving up to some

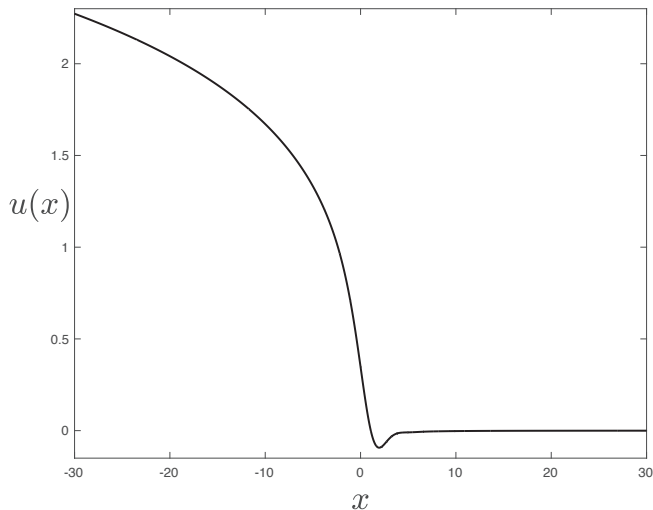


Figure 1. The solution $u(x)$ for $E_0=0$. Here $\hbar=e^{-S_0}=1$.

high enough order suffices to capture (to any desired accuracy) the physics. This has proven very successful for previous work of this kind on $\mathcal{N}=0$ and $\mathcal{N}=1$ JT gravity [8, 13]. A truncation at $k=7$ was chosen, resulting in the need to numerically solve the non-linear ODE at 15th order [26]. For the case $E_0=0$ the resulting $u(x)$ is shown in figure 1, with $\hbar=1$ for illustration. The next step is to solve system (4) for the $\psi(x, E)$, using $u(x)$ as a potential, and finally to construct the spectral density according to the integral (5), using $\tilde{\mu}$ from equation (16) as the upper limit (it is in the range $(-1/3\pi^2, 1/2\pi)$, depending on E_0). The resulting $\rho(E)$ for $E_0=0$ is shown in figure 2, with the dashed line showing the disc result (with $\hbar=1$). Non-perturbative corrections produce undulations

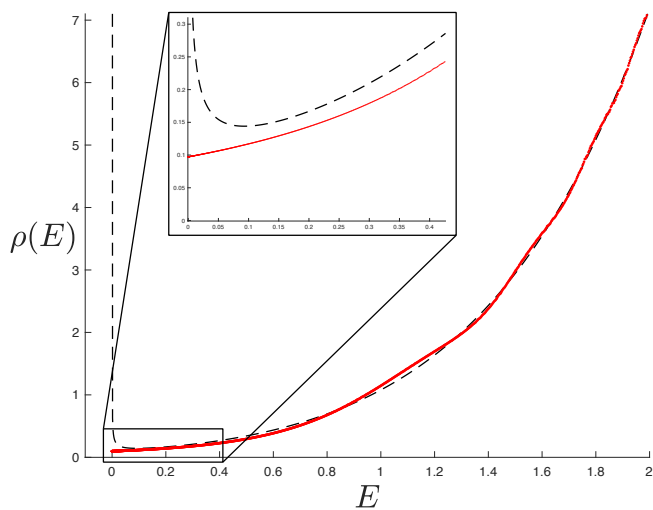


Figure 2. The non-perturbative spectral density $\rho(E)$ for a $E_0=0$ non-BPS multiplet. Inset: Close-up of the endpoint, showing a finite non-zero $\rho(E=0)$ (see text). Here $\hbar=e^{-S_0}=1$.

about the dashed line, becoming increasingly marked at lower E , like the ordinary and $\mathcal{N}=1$ JT cases [8]. The corrections are extremely important at the lowest energies, and for the $E_0=0$ case, the $\sim E^{-\frac{1}{2}}$ divergence of the leading disc result is rendered finite. (This finiteness could have been anticipated [27] since the tail is essentially the (1,2) Bessel model.) It is also possible to construct solutions for $E_0 \neq 0$, and an example is given in the Supplemental Material. It is of interest to also study solutions with large numbers of BPS states, but this requires solving for $u(x)$ at small \hbar , which has so far not yielded success: $u(x)$ now varies more quickly with x in the central region, presenting a more difficult numerical challenge than for $\hbar \sim 1$ where it is more smooth. This is left for future work. Finally, note that this is a good setting to address a concern of ref. [14] about a potential non-perturbative instability coming from a positive sign log term in the effective matrix model potential, for multiplets with $|q| \geq \hat{q}$ (there are no BPS states). Such cases seem to correspond to values of Γ that may be too negative for the string equation to have smooth solutions for $u(x)$. Such a situation was noticed in ref. [28], where the intermediate well of $u(x)$ evolves into a singularity for negative enough Γ . It would be interesting to explore if the same phenomenon is taking place here.

Closing Remarks.—This Letter provides a fully non-perturbative definition of the double-scaled random matrix model of $\mathcal{N}=2$ JT supergravity discussed perturbatively by Turiaci and Witten in ref. [14]. As in previous JT gravity examples, this definition allows exploration of a great deal of quantum gravity physics that requires knowledge of the underlying discrete spectrum (the free energy, the spectral form factor, *etc.*). Using a Wignerian perspective (emphasized in refs. [13, 29]), random matrix models of gravity are understood non-perturbatively simply as tools for studying the statistics of all candidate holographic discrete spectra that are consistent with the leading disc data. Powerful tools (such as Fredholm determinants, introduced in this context in ref. [12]), can now yield detailed statistical aspects of the spectra. (The Supplemental Material shows the probability distribution peaks for the first five energy levels for the $E_0=0$ case.)

Notably, Γ BPS states were extremely natural to incorporate into the model because it is an ensemble of matrices with some fixed number (Γ) of zeros. The zeros naturally generate a gap in the spectrum that grows with Γ (this can also be seen in toy Bessel models [27]). This is very reminiscent of properties of extremal BPS black holes in higher dimensions [30, 31], and in this $\mathcal{N}=2$ context, would seem to be a precise non-perturbative model of the phenomenon. This is clearly worth further study.

Acknowledgments.—CVJ thanks the US Department of Energy (DE-SC 0011687) and the Aspen Center for Physics (under NSF grant PHY-2210452) for support, Felipe Rosso, Joaquin Turiaci, and Edward Witten for remarks, and Amelia for her support and patience.

-
- * cliffordjohnson@ucsb.edu Some of the work of this paper was carried out while the author was affiliated with the Department of Physics and Astronomy, University of Southern California, Los Angeles, CA 90089, U.S.A.
- [1] R. Jackiw, Nucl. Phys. **B252**, 343 (1985); C. Teitelboim, Phys. Lett. **126B**, 41 (1983).
- [2] P. Saad, S. H. Shenker, and D. Stanford, (2019), arXiv:1903.11115 [hep-th].
- [3] E. Brezin and V. A. Kazakov, Phys. Lett. **B236**, 144 (1990); M. R. Douglas and S. H. Shenker, Nucl. Phys. **B335**, 635 (1990); D. J. Gross and A. A. Migdal, Phys. Rev. Lett. **64**, 127 (1990); Nucl. Phys. **B340**, 333 (1990).
- [4] D. Stanford and E. Witten, Adv. Theor. Math. Phys. **24**, 1475 (2020), arXiv:1907.03363 [hep-th].
- [5] J. D. Bekenstein, Phys. Rev. **D7**, 2333 (1973); S. Hawking, Phys. Rev. **D13**, 191 (1976).
- [6] C. V. Johnson, Phys. Rev. D **101**, 106023 (2020), arXiv:1912.03637 [hep-th].
- [7] C. V. Johnson, Phys. Rev. D **103**, 046012 (2021), arXiv:2005.01893 [hep-th].
- [8] C. V. Johnson, Phys. Rev. D **103**, 046013 (2021), arXiv:2006.10959 [hep-th].
- [9] C. V. Johnson, (2020), arXiv:2008.13120 [hep-th].
- [10] C. V. Johnson, F. Rosso, and A. Svesko, Phys. Rev. D **104**, 086019 (2021), arXiv:2102.02227 [hep-th].
- [11] The techniques have even been applied to certain models of flat space gravity and supergravity. [32]. Note that other non-perturbative approaches to the random matrix model of JT have been suggested in refs. [2, 33].
- [12] C. V. Johnson, Phys. Rev. Lett. **127**, 181602 (2021), arXiv:2106.09048 [hep-th].
- [13] C. V. Johnson, (2022), arXiv:2201.11942 [hep-th].
- [14] G. J. Turiaci and E. Witten, (2023), arXiv:2305.19438 [hep-th].
- [15] D. Stanford and E. Witten, JHEP **10**, 008 (2017), arXiv:1703.04612 [hep-th].
- [16] T. G. Mertens, G. J. Turiaci, and H. L. Verlinde, JHEP **08**, 136 (2017), arXiv:1705.08408 [hep-th].
- [17] A. Altland and M. R. Zirnbauer, Phys. Rev. **B55**, 1142 (1997), arXiv:cond-mat/9602137 [cond-mat].
- [18] M. Mirzakhani, Invent. Math. **167**, 179 (2006); B. Eynard and N. Orantin, (2007), arXiv:0705.3600 [math-ph].
- [19] E. Brezin, C. Itzykson, G. Parisi, and J. B. Zuber, Commun. Math. Phys. **59**, 35 (1978).
- [20] D. Bessis, C. Itzykson, and J. B. Zuber, Adv. Appl. Math. **1**, 109 (1980).
- [21] For a recent exposition in the JT gravity context, see the early sections of ref. [34].
- [22] S. Dalley, C. V. Johnson, and T. Morris, Nucl. Phys. **B368**, 625 (1992); S. Dalley, C. V. Johnson, T. R. Morris, and A. Watterstam, Mod. Phys. Lett. **A7**, 2753 (1992), hep-th/9206060; S. Dalley, C. V. Johnson, and T. Morris, Nucl. Phys. **B368**, 655 (1992); T. R. Morris, **B356**, 703 (1991); S. Dalley, Mod. Phys. Lett. **A 7**, 1263 (1992), arXiv:hep-th/9111064; A. Anderson, R. C. Myers, and V. Periwal, Nucl. Phys. B **360**, 463 (1991).
- [23] I. M. Gel'fand and L. A. Dikii, Russ. Math. Surveys **30**, 77 (1975).
- [24] These models were discovered and extensively studied long ago in refs. [22, 35–37], and later identified in ref. [38] as being of type “0A” in the minimal string context.
- [25] C. V. Johnson, T. R. Morris, and A. Watterstam, Phys. Lett. **B291**, 11 (1992), hep-th/9205056.
- [26] The basic ODE is order $2k$, but taking an additional derivative of the whole equation reduces the non-linearity. See refs. [8, 13] for a guide to the numerical methods.
- [27] C. V. Johnson, (2021), arXiv:2104.02733 [hep-th].
- [28] J. E. Carlisle, C. V. Johnson, and J. S. Pennington, J. Phys. **A40**, 12451 (2007), arXiv:hep-th/0501006 [hep-th].
- [29] C. V. Johnson, Int. J. Mod. Phys. D **31**, 2242003 (2022), arXiv:2206.03509 [hep-th].
- [30] J. Preskill, P. Schwarz, A. D. Shapere, S. Trivedi, and F. Wilczek, Mod. Phys. Lett. **A 6**, 2353 (1991).
- [31] M. Heydemann, L. V. Iliesiu, G. J. Turiaci, and W. Zhao, J. Phys. **A 55**, 014004 (2022), arXiv:2011.01953 [hep-th].
- [32] A. Kar, L. Lamprou, C. Marteau, and F. Rosso, Phys. Rev. Lett. **129**, 201601 (2022), arXiv:2205.02240 [hep-th]; JHEP **03**, 249 (2023), arXiv:2208.05974 [hep-th]; F. Rosso, JHEP **02**, 037 (2023), arXiv:2209.14372 [hep-th].
- [33] B. Post, J. van der Heijden, and E. Verlinde, JHEP **05**, 118 (2022), arXiv:2201.08859 [hep-th].
- [34] C. V. Johnson, (2021), arXiv:2112.00766 [hep-th].
- [35] S. Dalley, C. V. Johnson, and T. Morris, Nucl. Phys. **B368**, 625 (1992).
- [36] S. Dalley, C. V. Johnson, and T. Morris, Nucl. Phys. **B368**, 655 (1992).
- [37] C. V. Johnson, T. R. Morris, and P. L. White, Phys. Lett. **B292**, 283 (1992), hep-th/9206066.
- [38] I. R. Klebanov, J. M. Maldacena, and N. Seiberg, Commun. Math. Phys. **252**, 275 (2004), arXiv:hep-th/0309168.

Supplemental Material

I. A generalization of C_k .

This is a derivation of a generalization of the formula for C_k (shown just above (8), that includes the effect of the lower bound E_0 on the integral (6) for an individual minimal model:

$$\rho_0^{(k)}(E_0, E) = \tilde{C}_k(E_0, E)E^{k-\frac{1}{2}}/2\pi\hbar. \quad (\text{S1})$$

The route is a straightforward continuation of what was already outlined in ref. [7]. After a change of variables to $z=u_0/E$, all E dependence factored out, leaving an integral over z from 0 to 1. The messy $(1-z)^{-\frac{1}{2}}$ part of the integrand can be eliminated by changing variables to $z=\sin^2\theta$ after which the problem is simply the θ -integral of $(\sin\theta)^{2k-1}$ from 0 to $\frac{\pi}{2}$. This was performed by deriving a useful identity in terms of sums of $\sin(n\theta)$ for odd $n = 1, 3, \dots, 2k-1$. After integration, the only contribution came from evaluating $\cos(n\theta)$ at the lower ($\theta=0$) limit. In the present case however, the lower limit is $\theta_0=\sin^{-1}\sqrt{E_0/E}$, which introduces the non-trivial dependence through $\cos(n\theta_0)$, straightforwardly rewritten for any n in terms of $\cos\theta_0=\sqrt{1-E_0/E}$. The key formulae to report then are the identity (derived by exponentiating and expanding $\sin\theta=(e^{i\theta}-e^{-i\theta})/2i$):

$$(\sin\theta)^{2k-1} = \frac{1}{2^{2k-2}} \sum_{i=1}^k \frac{(2k-1)!(-1)^{i-1}}{(k-i)!(k+i-1)!} \sin[(2i-1)\theta], \quad (\text{S2})$$

and upon integration and including all factors:

$$\tilde{C}_k(E_0, E) = \frac{2k}{2^{2k-2}} \sum_{i=1}^k \frac{(2k-1)!(-1)^{i-1}}{(k-i)!(k+i-1)!} \frac{\cos[(2i-1)\theta_0]}{(2i-1)}, \quad (\text{S3})$$

which when θ_0 vanishes, re-sums to produce the $C_k=2^{2k-1}k((k-1)!)^2/(2k-1)!$ used in the main text. For example the first few are:

$$\begin{aligned} \rho_0^{(1)} &= 2 \frac{(E-E_0)^{\frac{1}{2}}}{2\pi\hbar}, \quad \rho_0^{(2)} = \frac{8}{3} \frac{(E-E_0)^{\frac{1}{2}}}{2\pi\hbar} \left(E + \frac{1}{2}E_0 \right), \\ \rho_0^{(3)} &= \frac{16}{5} \frac{(E-E_0)^{\frac{1}{2}}}{2\pi\hbar} \left(E^2 + \frac{1}{2}EE_0 + \frac{3}{8}E_0^2 \right). \end{aligned} \quad (\text{S4})$$

II. Non-perturbative results for $E_0 \neq 0$

As mentioned in the main part of the text, it is also possible to explore $E_0 \neq 0$, and have some non-zero number of BPS states present. Curves for $u(x)$ and $\rho(E)$ are given in figure S1 for the case $E_0=\frac{9}{49}$, $\hbar=1$. It is to be expected that there is some non-perturbative incursion of states into the gap (due to quantum tunneling of the wavefunctions into the region of the integration in equation (5)), but for $\hbar=1$, the effects are very strong, as can be seen in the figure (see inset). Moreover, for this value of \hbar one cannot get a large number of BPS states, so this region of parameter space is perhaps not as interesting as for small \hbar . As mentioned in the main text, however, such values are harder to control numerically (so far) and so further results for the $E_0 \neq 0$ sector must await further work.

III. Underlying probability peaks.

As mentioned in the main text, one of the main benefits of having a fully non-perturbative definition of the random matrix model (in matrix model terms) is that it gives direct access to the microscopic details of the underlying ensemble of spectra that pertain to the gravity in a holographic sense. This allows the interpretation of matrix models of gravity to evolve from the (often confusing-sounding) ‘‘gravity is an ensemble’’ notion to the precise Wignerian idea that the *matrix model* (not to be confused with the gravity theory itself) is simply exploring the ensemble of all the dual quantum gravity spectra that are consistent with the input data, which is the leading disc-level information. (This is spelled out in refs. [13, 29].) Specifically, the fully non-perturbative matrix model spectral density is simply

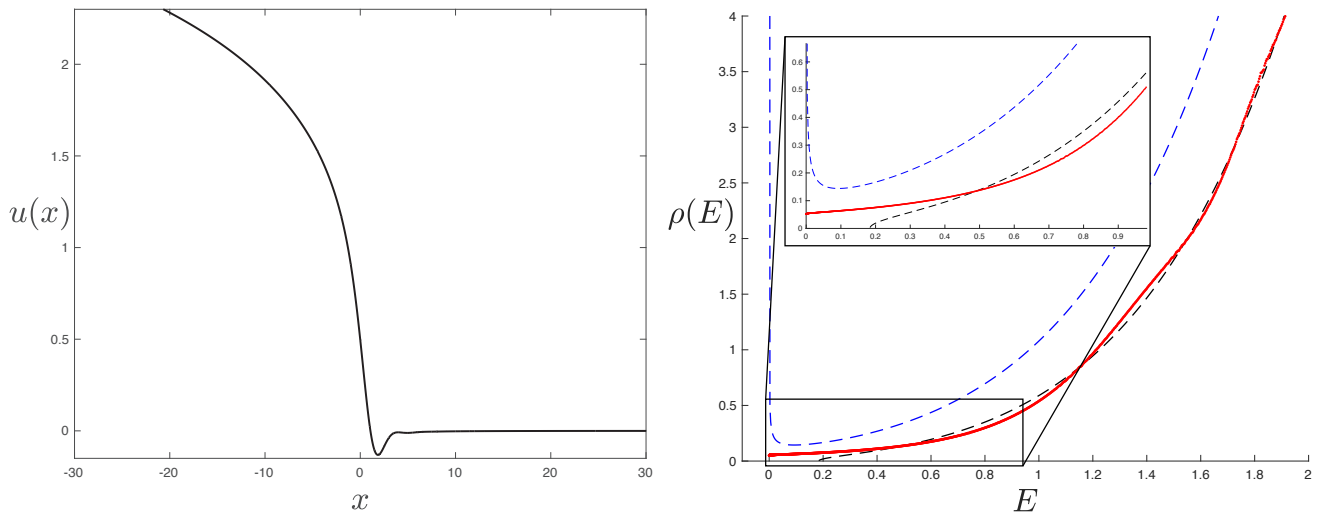


Figure S1. On the left is the non-perturbative potential $u(x)$ and on the right is the resulting spectral density curve (non-BPS) for $E_0 = \frac{9}{49}$. Inset: Close-up of the endpoint of the distribution. Here $\hbar = e^{-S_0} = 1$.

a sum $\rho(E) = \sum_{n=0}^{\infty} p(n; E)$, where $p(n; s)$ is the probability distribution of the n th energy level, as a function of energy s . This is an under-explored alternative (or dual) language that is entirely complementary to the procedure of perturbatively expanding the Euclidean 2D gravity path integral, and reaches well beyond it. As an example, the $p(n; s)$ were computed (using Fredholm determinants constructed from $\psi(E, x)$ [12, 13]) for the model presented in the main text, for the $E_0 = 0$ non-BPS sector, and the result presented in figure S2 (picking $\hbar = 1$, and $\Gamma = 0$). The disc contribution $\rho_0(E)$, full density $\rho(E)$, and (parts of) the five peaks are shown. It is possible to do this for the $E_0 \neq 0$ non-BPS cases too. This will be reported upon more fully in later work.

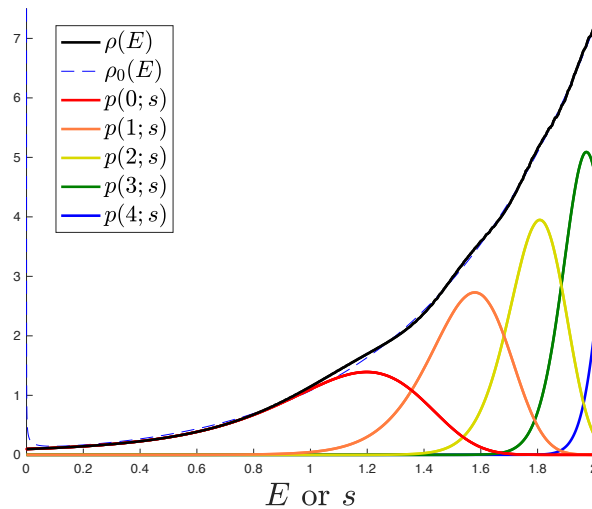


Figure S2. The probability distribution peaks $p(n; s)$, for energy s , of the first five states ($n=0, 1, \dots$) in the $E_0 = 0$ non-BPS sector for $\Gamma = 0$. Here $\hbar = e^{-S_0} = 1$.