

An observer's perspective of the Unruh and Hawking effects

Satish Ramakrishna*

*Department of Physics & Astronomy,
Rutgers, The State University of New Jersey,
136 Frelinghuysen Road Piscataway, NJ 08854-8019*

(Dated: June 21, 2023)

Abstract

The Unruh effect is one of the first calculations of what one would see when transiting between an inertial reference frame with its quantum field vacuum state and a non-inertial (specifically, uniformly accelerating) reference frame. The inertial reference frame's vacuum state would not correspond to the vacuum state of the non-inertial frame and the observer in that frame would see radiation, with a corresponding Bose distribution and a temperature proportional to the acceleration (in natural units).

In this paper, I compute the response of this non-inertial observer to a single frequency mode in the inertial frame and deduce that, indeed, the cumulative distribution (over the observer's proper time) of frequencies observed by the accelerating observer would be the Bose distribution with a temperature proportional to the acceleration. The conclusion is that the Unruh effect (and the related Hawking effect) is *generic*, in that it would appear with **any** incoming incoherent state and the Bose distribution is obtained as a consequence of the non-inertial frame's motion, rather than some special property of the quantum vacuum.

* ramakrishna@physics.rutgers.edu

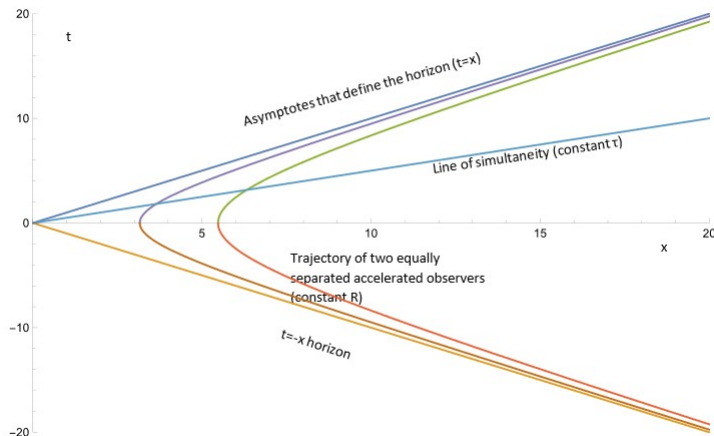
I. INTRODUCTION

The Unruh effect refers to work done in 1976 by W. G. Unruh [1] which examined the effect on particle detectors of an accelerated observer due to a scalar photon field in its ground state as observed by an inertial observer. The effect and its derivation from standard principles of quantum field theory are well-known and are, now, material for textbooks and on-line presentations about the effects of quantum field theory when applied to accelerated observers and curved space-times.

As an aside, after the first version of this paper was circulated, I have become aware of other work that have a similar approach[4–6]. The first two of these related papers start at the same initial point and veer off in other directions. This paper considers, as a difference to the other work, the Hawking effect as well as experimental possibilities.

We quickly describe the usual approach[2], working in one-dimension, with an inertial frame (coordinates (t, x)) and a frame uniformly accelerated in the positive- x direction with acceleration a . The coordinates in the accelerated frame are written as (R, τ) . We use natural units i.e., $\hbar = 1, c = 1, G = 1$ and the $+ - - -$ metric signature, in all that follows. The accelerated observer is supposed to start traveling in the negative- x direction at the speed of light at $t = \tau = -\infty$ and end up traveling in the positive- x direction at the speed of light at $t = \tau = \infty$, with the position of the observer at $t = \tau = 0$ being $x = e^{aR}$. This path is displayed in Fig. 1 for two observers traveling with the same constant acceleration.

FIG. 1. Trajectories of two equally spaced (in their frame) accelerated observers



The usual analysis begins with writing variables for the inertial frame (t, x) (usually,

light-cone coordinates $u = t - x, v = t + x$ are used) while Rindler variables (τ, R) are used in the accelerated reference frame, with their light-cone coordinates $\bar{u} = \tau - R, \bar{v} = \tau + R$.

The equations connecting these variables are standard [2], i.e.,

$$x = \frac{1}{a}e^{aR} \cosh(a\tau) \quad , \quad t = \frac{1}{a}e^{aR} \sinh(a\tau) \quad , \quad u = -\frac{1}{a}e^{aR}e^{-a\tau} \quad , \quad v = \frac{1}{a}e^{aR}e^{a\tau} \quad (1)$$

The Rindler patch is restricted, in this case, to the domain $x \geq 0, -\infty < t < +\infty$ and the lines $t = \pm x$ are horizons that represent all that the accelerating observer will ever see of the inertial frame. In Fig.1, I show the constant- R and constant- τ lines - the first are hyperbolas, while the second are straight lines passing through the origin. The horizon, in the Rindler coordinates, is described by $R = \infty, \tau = \pm\infty$. The metrics in these spaces are

$$(ds)^2 = (dt)^2 - (dx)^2 \quad (2)$$

in the inertial, Minkowski space and

$$(ds)^2 = e^{2aR} \left((d\tau)^2 - (dR)^2 \right) \quad (3)$$

in the accelerated observer's coordinates. An accelerated observer standing at a point R in their space would trace out a hyperbola, whose equation would be

$$t^2 - x^2 = \frac{1}{a^2}e^{2aR} \quad (4)$$

To quickly summarize, for a fixed R (accelerated observer is stationary in their own frame), the 'outside', i.e., inertial observer would see that observer's path as $x \propto \cosh(a\tau), t \propto \sinh(a\tau)$. This feature will be useful for us in Section III.

As an aside, there are many interesting phenomena connected to the structure of the Rindler coordinate system - one such is analyzed by Bell [3].

The next step is to write the scalar photon field ϕ in the two light-cone coordinates and establish a Bogolyubov transformation [1, 2] that relates the annihilation and creation operators in the two representations. That immediately implies that the number operator in the mode-expansion used by the accelerated observer will have a non-zero expectation value in the vacuum state of the inertial observer. This expectation turns out, for every frequency ω in the accelerated frame's mode-expansion to have the functional form $\sim \frac{1}{e^{\frac{2\pi\omega}{a}} - 1}$. This thermal radiation is seen by the accelerated observer (temperature $\frac{a}{2\pi}$), despite the quantum field being in the vacuum state of the inertial observer.

II. MOTIVATION FOR AN OBSERVER DEPENDENT APPROACH

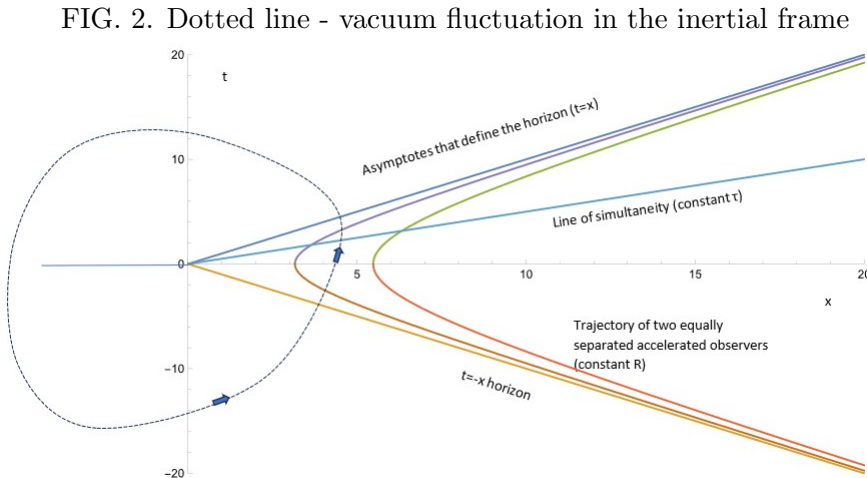
The current work was motivated by trying to directly consider the effect that would be observed by the detector carried by the observer who is traveling along a trajectory described by $R = 0$. In order to understand what they are seeing, it is useful to think of what exactly is a fluctuation the observer could see and measure.

A. What is a vacuum fluctuation

It is a safe statement to say that a physical field fluctuation, i.e., not a vacuum fluctuation, is one that persists (at least through its antecedents or descendants) from $t = -\infty$ to $t = \infty$. In addition, if the expectation of the number operator were calculated in the field state at a time-slice t , one should get a non-zero answer.

Conversely, for a vacuum fluctuation, one needs both of these need to be violated. The particle, or its antecedents and descendants should not persist between $t = -\infty$ and $t = \infty$ and at any time slice in that reference frame, the particle number should be non-zero.

As an illustration, a fluctuation that would qualify as a vacuum fluctuation for the inertial observer and as physical fluctuations for the accelerated observer is shown as a Feynman diagram in Fig. 2.



Clearly, the vacuum fluctuation in the inertial frame meets the criteria to be a physical field fluctuation in the accelerated frame. Indeed, if one of the hyperbolic paths were that for the observer, the path of the field fluctuation would terminate at the detector and such

a fluctuation would be observed. Depending upon the size of the vacuum fluctuation and exactly where it intersects the path of the accelerated observer, the observer would see different frequencies, since there is relativistic red-/blue-shift given the traveling speed of the observer. From the distribution of the energies of these vacuum fluctuations and their consequent persistence time, along with the appropriate red-/blue- shift, we could compute carefully the distribution of energies seen by the accelerated observer.

There is, however, a simple calculation one could do for one mode, with a fixed frequency. We start as follows : the speed of the observers can be computed from Equation (1), *viz.* $v = \tanh(a\tau)$ in the proper time of the observer - interestingly, this is independent of R which allows the calculation to proceed easily.

Let's now look at the effect of sending a single physical mode, frequency ω_0 from somewhere in the inertial frame, towards the accelerated observer.

B. The effect on the accelerated observer

The accelerated observer would see the frequency of the mode as $\omega_{obs} = \omega_0 \sqrt{\frac{1-v}{1+v}}$, which is the usual relativistic red-shift formula. v is the speed of the observer away from or towards the mode's propagation direction (we are working in 1-dimension here). In this case, since $v = \tanh(a\tau)$, we deduce that $\omega_{obs} = \omega_0 e^{-a\tau}$.

If the accelerated observer were to count wavefronts, i.e., the accumulated phase over some period of proper time, one already has an answer for this quantity from the inertial frame. In fact, this quantity should be invariant regardless of which frame it is calculated in. It should be, over a time interval t_0 to t , equal to $\omega_0 \times (t - t_0)$. This can be written in the coordinates of the accelerating observer as $\omega_0 \int_{\tau_0}^{\tau} ds e^{-as}$. Hence, the single (positive frequency) mode would be received as

$$N_0 e^{-i\omega_0 \int_{\tau_0}^{\tau} ds e^{-as}} \quad (5)$$

where we need to apply a UV cut-off for how closely the accelerated observer can get to the horizon. N_0 is a normalization factor and is usually chosen to be $\frac{1}{\sqrt{\omega_0}}$.

Another way of stating the above is that the waves in the inertial frame are functions of $t \pm x$, which, when written in the accelerated observer's coordinates has the form shown.

This can be simplified to (where \mathcal{C} is a phase).

$$\mathcal{C}N_0 e^{i\frac{\omega_0}{a}} e^{-a\tau} \quad (6)$$

which is a chirp-type signal.

The next, and novel step, is to compute the Fourier transform of this frequency-modulated signal. We can compute the positive ($\mathcal{F}(\Omega)$) and negative ($\mathcal{G}(-\Omega)$) frequency components as below (we treat Ω as positive),

$$\begin{aligned} \mathcal{F}(\Omega) &= \mathcal{C}N_0 \int_{-\infty}^{\infty} d\tau \frac{1}{N_\Omega} e^{i\Omega\tau} e^{i\frac{\omega_0}{a}} e^{-a\tau} \\ \mathcal{G}(-\Omega) &= \mathcal{C}N_0 \int_{-\infty}^{\infty} d\tau \frac{1}{N_\Omega} e^{-i\Omega\tau} e^{i\frac{\omega_0}{a}} e^{-a\tau} \end{aligned} \quad (7)$$

Again, here, N_Ω is a normalization factor for the real-space function and is chosen to be $\frac{1}{\sqrt{\Omega}}$. The integrals can be computed using standard methods[2] -

$$\begin{aligned} \mathcal{F}(\Omega) &= \mathcal{C} \frac{N_0}{N_\Omega} \frac{1}{a} e^{\frac{\pi\Omega}{2a}} e^{i\frac{\Omega}{a} \ln(\frac{\omega_0}{a})} \Gamma\left(\frac{-i\Omega}{a}\right) \\ \mathcal{G}(-\Omega) &= \mathcal{C} \frac{N_0}{N_\Omega} \frac{1}{a} e^{\frac{-\pi\Omega}{2a}} e^{-i\frac{\Omega}{a} \ln(\frac{\omega_0}{a})} \Gamma\left(\frac{i\Omega}{a}\right) \end{aligned} \quad (8)$$

so that

$$\begin{aligned} |\mathcal{F}(\Omega)|^2 &= \frac{2\pi\omega_0/a}{e^{\frac{-2\pi\Omega}{a}} - 1} \\ |\mathcal{G}(-\Omega)|^2 &= \frac{2\pi\omega_0/a}{e^{\frac{2\pi\Omega}{a}} - 1} \end{aligned} \quad (9)$$

which is obtained for *just one emitted mode* and represents the central result of the paper. One does not need to deal with a vacuum state with a myriad of modes to see a thermal distribution - this is just the result of the particular frequency modulation one gets with an accelerated observer. With one mode, the detector would need to be analyzed after its entire journey is complete to get a complete picture of the Bose distribution. The result is generic and is related precisely to the existence of the horizon and would be observed, as discussed below, to any *incoherent* set of waves sent towards the accelerated observer.

To reiterate, a pure emitted mode can produce a thermal distribution of received radiation purely due to kinematic transformation to the accelerated observer's reference frame. This has implications for other outstanding problems in physics, including the black-hole information problem[9].

C. Extension to multiple modes

If the inertial frame sent in a collection of incoherent modes with a distribution $f(\omega)$ towards the accelerated observer, the consequent radiation received would be just a sum over the respective $|\mathcal{F}|^2$ or $|\mathcal{G}|^2$ for each mode, so we recover exactly the same distribution for each, times a pre-factor. This is exactly the situation for vacuum fluctuations, where the individual modes are uncorrelated with each other, which is why one obtains the usual Unruh result.

If a coherent set of waves were sent, there are interference terms, related to the phase-factors in Equation (8), which complicate the picture and prevent the result from being a pure sum over the Bose distribution, except in some limits[7].

III. EXTENSION TO HAWKING'S CALCULATION

Hawking radiation is obtained through a similar calculation, with a non-flat event-horizon[2, 8]. The same considerations apply here, i.e., it is generic and doesn't apply to just the vacuum state, but to any general state. Let us study this in detail.

We study the situation in two coordinate systems - the familiar Schwarzschild and Kruskal-Szekeres (KS) and write the regular Schwarzschild metric (with $r_S = 2M$)

$$(ds)^2 = \left(1 - \frac{r_S}{r}\right)(dt)^2 - \frac{(dr)^2}{\left(1 - \frac{r_S}{r}\right)} - r^2(d\Omega)^2 \quad (10)$$

and the transition to the KS metric is achieved with

$$\begin{aligned} \text{FOR: } r &\geq r_S \\ T &= \sqrt{\left(\frac{r}{r_S} - 1\right)} e^{\frac{r}{2r_S}} \sinh \frac{t}{2r_S} \\ X &= \sqrt{\left(\frac{r}{r_S} - 1\right)} e^{\frac{r}{2r_S}} \cosh \frac{t}{2r_S} \\ \text{FOR: } r &< r_S \\ T &= \sqrt{\left(1 - \frac{r}{r_S}\right)} e^{\frac{r}{2r_S}} \cosh \frac{t}{2r_S} \\ X &= \sqrt{\left(1 - \frac{r}{r_S}\right)} e^{\frac{r}{2r_S}} \sinh \frac{t}{2r_S} \end{aligned} \quad (11)$$

The Schwarzschild metric in these coordinates is

$$(ds)^2 = \frac{32M^3}{r} e^{\frac{r}{r_S}} \left((dT)^2 - (dX)^2 \right) + r^2 (d\Omega)^2 \quad (12)$$

We see that for fixed r , the Hawking effect computation is analogous to that for the Unruh effect, except for a visible difference in Equation (11), where for $r > r_S$, there is a pre-factor $\sqrt{r/r_S - 1}$, which is sub-dominant compared to the exponential in r for large r . There is also a difference in how the r space is mapped - the line $T = X$ is now $r = r_S$, not $r = -\infty$ as in the Unruh example. However, in the limit of large r ($r \rightarrow \infty$), this is irrelevant.

Explicitly: In the Unruh effect, the space of (t, x) is Minkowski, while (τ, R) is the Rindler space. A pure mode in Minkowski leads to a chirp in Rindler (as was shown in Section II), hence produces a thermal distribution in the Rindler space, which observers infinitely far away would realize was a consequence of their acceleration a . The temperature they would compute from the distribution would be $\frac{a}{2\pi}$. Note that to do this, the observers would need to collect particles and deduce the temperature from the distribution obtained cumulatively when they got infinitely far away.

For the Hawking effect, (T, X) is Minkowski for fixed r . And (t, r) , the real space, is Schwarzschild, which appears related to the (T, X) space by a Rindler-type transformation, an approximation that gets better for large r . Identically, a pure mode in Minkowski produces a chirp in real space (quasi-Rindler for large r), which leads to a thermal distribution in this Rindler space (where we look in the large r region). And, to re-formulate the argument in Section II, $X \propto \cosh(\mathcal{A}t)$, $T \propto \sinh(\mathcal{A}t)$, where $\mathcal{A} = \frac{1}{2r_S}$. Hence, in the (t, r) space, which is the coordinate system used by observers in real space, the quantity corresponding to the acceleration (as in the calculation for the Unruh effect) would be $\mathcal{A} = \frac{1}{2r_S}$ (again, for large r). This leads to a temperature that observers at infinity would observe, of $\frac{1}{4\pi r_S} = \frac{1}{8\pi M}$, i.e., the usual Hawking result.

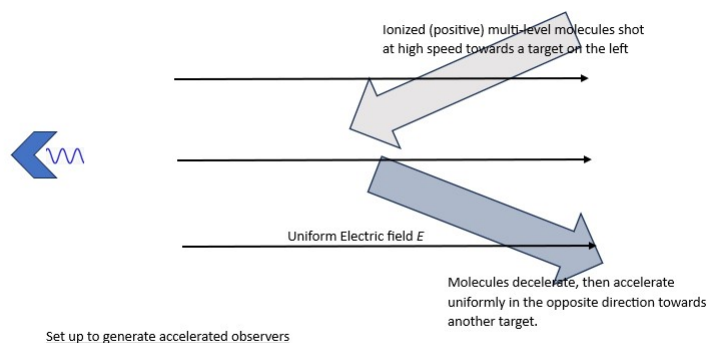
IV. DISCUSSION

The key points in the argument that the chirp observed by an accelerated observer, which is a frequency set from 0 to ∞ in spread and of the particular functional form obtained in Section II, is required for the Bose distribution to be realized. Some modifications to the form

of this time-domain behavior have been investigated and they lead to the Bose distribution at leading order at least. Investigations are ongoing[7], though since effect is essentially a consequence of geometry, it is not surprising that it is very stable.

This discussion has implications for how to experimentally verify the Unruh and Hawking effect. One does not need to locate a suitable black-hole or look for vacuum fluctuations. One can simply shoot a pure mode at an accelerated detector, as in Fig . 3 and verify that the spectrum obtained is the Bose distribution. A schematic of the experiment is indicated - positively charged multi-level molecules (set up to be in a particular intermediate energy level) are shot at high speed (close to the velocity of light) at a source of a single frequency. An electric field decelerates, then accelerates the molecules in the opposite direction to a high speed. Once an equilibrium situation is set up, the field (and frequency source) is turned off - the molecules drift at constant speed towards either end of the apparatus where they are classified by the energy they deliver to the targets at the opposite ends (deduced from spikes in electron current flow as they de-ionize). One then obtains the statistics of what wavelength was absorbed at each point on the path - essentially one has ω_{obs} at several points on the path. A discrete Fourier transform can now be calculated and compared to the expected distribution.

FIG. 3. An experimental schematic



V. CONCLUSIONS

We have shown explicitly that Unruh (and Hawking) radiation is generic and is obtained as a general feature of a non-inertial, uniformly accelerated reference frame. In addition, the thermal radiation could well emerge from pure modes in a different reference frame.

The experiments devoted to checking for the effects could well use a single mode, replace the ensemble average by an ergodic average and verify these rather straightforward results.

VI. DATA DISCLOSURE

Data sharing is not applicable to this article as no new data were created or analyzed in this study. No conflicts exist.

VII. ACKNOWLEDGMENTS

Very detailed discussions and helpful criticism from Scott Thomas were especially useful and I thank him for this and other rather educational excursions. Dr. Achim Kempf's rather clear discussions were inspiring. The hospitality of the Rutgers Physics Department and the NHEHC is also gratefully acknowledged.

-
- [1] Unruh, W. G. *Notes on black-hole evaporation* Phys. Rev. D **14**, 4 (1976)
 - [2] A rather good introduction is by Achim Kempf, available at <https://uwaterloo.ca/physics-of-information-lab/teaching/quantum-field-theory-cosmology-amath872phys785-w2022>
 - [3] Bell, J. S. *How to teach special relativity* Progress in Scientific culture 1(2) (1976), pp. 1–13. Reprinted in J. S. Bell: *Speakable and unspeakable in quantum mechanics* (Cambridge University Press, 1987), chapter 9, pp. 67–80.
 - [4] Srinivasan, K. , Sriramkumar, L. and Padmanabhan, T. *Plane waves viewed from an accelerated frame: Quantum physics in a classical setting* Phys. Rev. D **56**, 6692-6694 (1997) & Padmanabhan, T. *Gravity and the Thermodynamics of Horizons*, gr-qc/0311036
 - [5] Alsing, P., Milonni, P. *Simplified derivation of the Hawking-Unruh temperature for an accelerated observer in vacuum* Am.J.Phys. **72** (2004) 1524-1529
 - [6] Rozabal, J. A. *New Perspective On The Unruh Effect* Phys. Rev. D **98**, 056015 (2018)
 - [7] Ramakrishna, Satish *in preparation*
 - [8] Hawking, S. W. *Particle Creation by Black Holes* Commun. Math. Phys. **43** (1975) 199; Erratum: Commun. Math. Phys. **46** (1976) 206.
 - [9] Hawking, S. W. *The Information Paradox for Black Holes* arXiv:1509.01147 [hep-th]