
Fixed-Budget Best-Arm Identification with Heterogeneous Reward Variances

Anusha Lalitha

Kousha Kalantari

Yifei Ma

Anoop Deoras

Branislav Kveton

AWS AI Labs

{anlalith, kkalant, yifeim, adeoras, bkveton}@amazon.com

Abstract

We study the problem of best-arm identification (BAI) in the fixed-budget setting with heterogeneous reward variances. We propose two variance-adaptive BAI algorithms for this setting: SHVar for known reward variances and SHAdaVar for unknown reward variances. The key idea in our algorithms is to adaptively allocate more budget to arms with higher reward variances. The main algorithmic novelty is in the design of SHAdaVar, which allocates budget greedily based on overestimating unknown reward variances. We bound the probabilities of misidentifying best arms in both SHVar and SHAdaVar. Our analyses rely on novel lower bounds on the number of arm pulls in BAI that do not require closed-form solutions to the budget allocation problem. One of our budget allocation problems is equivalent to the optimal experiment design with unknown variances and thus of a broad interest. We also evaluate our algorithms on synthetic and real-world problems. In most settings, SHVar and SHAdaVar outperform all prior algorithms.

1 INTRODUCTION

The problem of *best-arm identification (BAI)* in the *fixed-budget* setting is a *pure exploration* bandit problem which can be briefly described as follows. An agent interacts with a stochastic multi-armed bandit with K arms and its goal is to identify the arm with the highest mean reward within a fixed budget n of arm pulls [Bubeck et al., 2009, Audibert et al., 2010]. This problem arises naturally in many applications in practice, such as online advertising, recommender systems, and vaccine tests [Lattimore and Szepesvari, 2019]. It is also common in applications where observations are costly, such as Bayesian optimization [Krause et al., 2008].

Another commonly studied setting is *fixed-confidence* BAI [Even-Dar et al., 2006, Soare et al., 2014]. Here the goal is to identify the best arm within a prescribed confidence level while minimizing the budget. Some works also studied both settings [Gabillon et al., 2012, Karnin et al., 2013, Kaufmann et al., 2016].

Our work can be motivated by the following example. Consider an A/B test where the goal is to identify a movie with the highest average user rating from a set of K movies. This problem can be formulated as BAI by treating the movies as arms and user ratings as stochastic rewards. Some movies get either unanimously good or bad ratings, and thus their ratings have a low variance. Others get a wide range of ratings, because they are rated highly by their target audience and poorly by others; and hence their ratings have a high variance. For this setting, we can design better BAI policies that take the variance into account. Specifically, movies with low-variance ratings can be exposed to fewer users in the A/B test than movies with high-variance ratings.

An analogous synthetic example is presented in Figure 1. In this example, reward variances increase with mean arm rewards for a half of the arms, while the remaining arms have very low variances. The knowledge of the reward variances can be obviously used to reduce the number of pulls of arms with low-variance rewards. However, in practice, the reward variances are rarely known in advance, such as in our motivating A/B testing example, and this makes the design and analysis of variance-adaptive BAI algorithms challenging. We revisit these two examples in our empirical studies in Section 5.

We propose and analyze two variance-adaptive BAI algorithms: SHVar and SHAdaVar. SHVar assumes that the reward variances are known and is a stepping stone for our fully-adaptive BAI algorithm SHAdaVar, which estimates them. SHAdaVar utilizes high-probability upper confidence bounds on the reward variances. Both algorithms are motivated by sequential halving (SH) of Karnin et al. [2013], a near-optimal solution for fixed-budget BAI with homoge-

neous reward variances.

Our main contributions are:

- We design two variance-adaptive algorithms for fixed-budget BAI: SHVar for known reward variances and SHAdaVar for unknown reward variances. SHAdaVar is only a third algorithm for this setting [Gabillon et al., 2011, Faella et al., 2020] and only a second that can be implemented as analyzed [Faella et al., 2020]. The key idea in SHAdaVar is to solve a budget allocation problem with unknown reward variances by a greedy algorithm that overestimates them. This idea can be applied to other elimination algorithms in the cumulative regret setting [Auer and Ortner, 2010] and is of independent interest to the field of optimal experiment design [Pukelsheim, 1993].
- We prove upper bounds on the probability of misidentifying the best arm for both SHVar and SHAdaVar. The analysis of SHVar extends that of Karnin et al. [2013] to heterogeneous variances. The analysis of SHAdaVar relies on a novel lower bound on the number of pulls of an arm that scales linearly with its unknown reward variance. This permits an analysis of sequential halving without requiring a closed form for the number of pulls of each arm.
- We evaluate our methods empirically on Gaussian bandits and the MovieLens dataset [Lam and Herlocker, 2016]. In most settings, SHVar and SHAdaVar outperform all prior algorithms.

The paper is organized as follows. In Section 2, we present the fixed-budget BAI problem. We present our algorithms in Section 3 and analyze them in Section 4. The algorithms are empirically evaluated in Section 5. We review prior works in Section 6 and conclude in Section 7.

2 SETTING

We use the following notation. Random variables are capitalized, except for Greek letters like μ . For any positive integer n , we define $[n] = \{1, \dots, n\}$. The indicator function is denoted by $\mathbb{1}\{\cdot\}$. The i -th entry of vector v is v_i . If the vector is already indexed, such as v_j , we write $v_{j,i}$. The big O notation up to logarithmic factors is \tilde{O} .

We have a stochastic bandit with K arms and denote the set of arms by $\mathcal{A} = [K]$. When the arm is pulled, its reward is drawn i.i.d. from its reward distribution. The reward distribution of arm $i \in \mathcal{A}$ is sub-Gaussian with mean μ_i and variance proxy σ_i^2 . The *best arm* is the arm with the highest mean reward,

$$i_* = \arg \max_{i \in \mathcal{A}} \mu_i.$$

Without loss of generality, we make an assumption that the arms are ordered as $\mu_1 > \mu_2 \geq \dots \geq \mu_K$. Therefore, arm

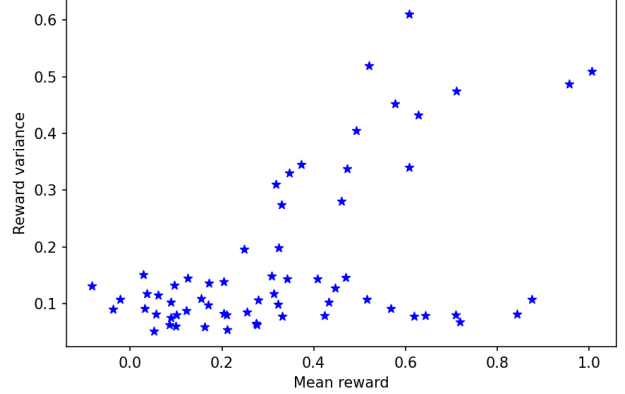


Figure 1: Mean rewards and variances for $K = 64$ arms in the Gaussian bandit in Section 5.1.

$i_* = 1$ is a unique best arm. The agent has a budget of n observations and the goal is to identify i_* as accurately as possible after pulling all arms n times. Specifically, let \hat{I} denote the arm returned by the agent after n pulls. Then our objective is to minimize the *probability of misidentifying the best arm* $\mathbb{P}(\hat{I} \neq i_*)$, which we also call a *mistake probability*. This setting is known as *fixed-budget BAI* [Bubeck et al., 2009, Audibert et al., 2010]. When observations are costly, it is natural to limit them by a fixed budget n .

Another commonly studied setting is *fixed-confidence BAI* [Even-Dar et al., 2006, Soare et al., 2014]. Here the agent is given an upper bound on the mistake probability δ as an input and the goal is to attain $\mathbb{P}(\hat{I} \neq i_*) \leq \delta$ at minimum budget n . Some works also studied both the fixed-budget and fixed-confidence settings [Gabillon et al., 2012, Karnin et al., 2013, Kaufmann et al., 2016].

3 ALGORITHMS

A near-optimal solution for fixed-budget BAI with homogeneous reward variances is sequential halving [Karnin et al., 2013]. The key idea is to sequentially eliminate suboptimal arms in $\log_2 K$ stages. In each stage, all arms are pulled equally and the worst half of the arms are eliminated at the end of the stage. At the end of the last stage, only one arm \hat{I} remains and that arm is the estimated best arm.

The main algorithmic contribution of our work is that we generalize sequential halving of Karnin et al. [2013] to heterogeneous reward variances. All of our algorithms can be viewed as instances of a meta-algorithm (Algorithm 1), which we describe in detail next. Its inputs are a *budget* n on the number of observations and base algorithm Alg. The meta-algorithm has m stages (line 2) and the budget is divided equally across the stages, with a *per-stage budget* $n_s = \lfloor n/m \rfloor$ (line 5). In stage s , all *remaining arms* \mathcal{A}_s are pulled according to Alg (lines 6–8). At the end of stage s ,

Algorithm 1 Meta-algorithm for sequential halving.

1: **Input:** Budget n , base algorithm Alg

2: Number of stages $m \leftarrow \lceil \log_2 K \rceil$

3: $\mathcal{A}_1 \leftarrow \mathcal{A}$

4: **for** $s = 1, \dots, m$ **do**

5: Per-stage budget $n_s \leftarrow \lfloor n/m \rfloor$

6: **for** $t = 1, \dots, n_s$ **do**

7: $I_{s,t} \leftarrow \text{Alg}(\mathbf{s}, \mathbf{t})$

8: Observe reward $Y_{s,t,I_{s,t}}$ of arm $I_{s,t}$

9: **for** $i \in \mathcal{A}_s$ **do**

10: $N_{s,i} \leftarrow \sum_{t=1}^{n_s} \mathbb{1}\{I_{s,t} = i\}$

11: $\hat{\mu}_{s,i} \leftarrow \frac{1}{N_{s,i}} \sum_{t=1}^{n_s} \mathbb{1}\{I_{s,t} = i\} Y_{s,t,i}$

12: $\mathcal{A}_{s+1} \leftarrow \{\lceil |\mathcal{A}_s|/2 \rceil \text{ arms } i \in \mathcal{A}_s \text{ with highest } \hat{\mu}_{s,i}\}$

13: **Output:** The last remaining arm \hat{I} in \mathcal{A}_{m+1}

Algorithm 2 SH: Pulled arm in sequential halving.

1: **Input:** Stage s , round t

2: $k \leftarrow (t-1) \bmod |\mathcal{A}_s| + 1$

3: $I_{s,t} \leftarrow k$ -th arm in \mathcal{A}_s

4: **Output:** Arm to pull $I_{s,t}$

the worst half of the remaining arms, as measured by their estimated mean rewards, is eliminated (lines 9–12). Here $Y_{s,t,i}$ is the *stochastic reward* of arm i in round t of stage s , $I_{s,t} \in \mathcal{A}_s$ is the *pulled arm* in round t of stage s , $N_{s,i}$ is the *number of pulls* of arm i in stage s , and $\hat{\mu}_{s,i}$ is its *mean reward estimate* from all observations in stage s .

The sequential halving of Karnin et al. [2013] is an instance of Algorithm 1 for Alg = SH. The pseudocode of SH, which pulls all arms in stage s equally, is in Algorithm 2. We call the resulting algorithm SH. This algorithm misidentifies the best arm with probability [Karnin et al., 2013]

$$\mathbb{P}(\hat{I} \neq 1) \leq 3 \log_2 K \exp\left[-\frac{n}{8H_2 \log_2 K}\right], \quad (1)$$

where

$$H_2 = \max_{i \in \mathcal{A} \setminus \{1\}} \frac{i}{\Delta_i^2} \quad (2)$$

is a *complexity parameter* and $\Delta_i = \mu_1 - \mu_i$ is the *suboptimality gap* of arm i . The bound in (1) decreases as budget n increases and problem complexity H_2 decreases.

SH is near optimal only in the setting of homogeneous reward variances. In this work, we study the general setting

Algorithm 3 SHVar: Pulled arm in sequential halving with known heterogeneous reward variances.

1: **Input:** Stage s , round t

2: **for** $i \in \mathcal{A}_s$ **do**

3: $N_{s,t,i} \leftarrow \sum_{\ell=1}^{t-1} \mathbb{1}\{I_{s,\ell} = i\}$

4: $I_{s,t} \leftarrow \arg \max_{i \in \mathcal{A}_s} \frac{\sigma_i^2}{N_{s,t,i}}$

5: **Output:** Arm to pull $I_{s,t}$

where the reward variances of arms vary, potentially as extremely as in our motivating example in Figure 1. In this example, SH would face arms with both low and high variances in each stage. A variance-adaptive SH could adapt its budget allocation in each stage to the reward variances and thus eliminate suboptimal arms more effectively.

3.1 KNOWN HETEROGENEOUS REWARD VARIANCES

We start with the setting of known reward variances. Let

$$\sigma_i^2 = \text{var}[Y_{s,t,i}] = \mathbb{E}[(Y_{s,t,i} - \mu_i)^2] \quad (3)$$

be a known reward variance of arm i . Our proposed algorithm is an instance of Algorithm 1 for Alg = SHVar. The pseudocode of SHVar is in Algorithm 3. The key idea is to pull the arm with the highest variance of its mean reward estimate. The variance of the mean reward estimate of arm i in round t of stage s is $\sigma_i^2/N_{s,t,i}$, where σ_i^2 is the reward variance of arm i and $N_{s,t,i}$ is the number of pulls of arm i up to round t of stage s . We call the resulting algorithm SHVar.

Note that SH is an instance of SHVar. Specifically, when all $\sigma_i = \sigma$ for some $\sigma > 0$, SHVar pulls all arms equally, as in SH. SHVar can be also viewed as pulling any arm i in stage s for

$$N_{s,i} \approx \frac{\sigma_i^2}{\sum_{j \in \mathcal{A}_s} \sigma_j^2} n_s \quad (4)$$

times. This is stated formally and proved below.

Lemma 1. Fix stage s and let the ideal number of pulls of arm $i \in \mathcal{A}_s$ be

$$\lambda_{s,i} = \frac{\sigma_i^2}{\sum_{j \in \mathcal{A}_s} \sigma_j^2} n_s.$$

Let all $\lambda_{s,i}$ be integers. Then SHVar pulls arm i in stage s exactly $\lambda_{s,i}$ times.

Proof. First, suppose that SHVar pulls each arm i exactly $\lambda_{s,i}$ times. Then the variances of all mean reward estimates

at the end of stage s are identical, because

$$\frac{\sigma_i^2}{N_{s,i}} = \frac{\sigma_i^2}{\lambda_{s,i}} = \frac{\sigma_i^2}{\frac{\sum_{j \in \mathcal{A}_s} \sigma_j^2}{n_s}} = \frac{\sum_{j \in \mathcal{A}_s} \sigma_j^2}{n_s}.$$

Now suppose that this is not true. This implies that there exists an over-pulled arm $i \in \mathcal{A}_s$ and an under-pulled arm $k \in \mathcal{A}_s$ such that

$$\frac{\sigma_i^2}{N_{s,i}} < \frac{\sum_{j \in \mathcal{A}_s} \sigma_j^2}{n_s} < \frac{\sigma_k^2}{N_{s,k}}. \quad (5)$$

Since arm $i \in \mathcal{A}_s$ is over-pulled and $\lambda_{s,i}$ is an integer, there must exist a round $t \in [n_s]$ such that

$$\frac{\sigma_i^2}{N_{s,t,i}} = \frac{\sigma_i^2}{\lambda_{s,i}} = \frac{\sum_{j \in \mathcal{A}_s} \sigma_j^2}{n_s}.$$

Let t be the last round where this equality holds, meaning that arm i is pulled in round t .

Now we combine the second inequality in (5) with $N_{s,k} \geq N_{s,t,k}$, which holds by definition, and get

$$\frac{\sum_{j \in \mathcal{A}_s} \sigma_j^2}{n_s} < \frac{\sigma_k^2}{N_{s,k}} \leq \frac{\sigma_k^2}{N_{s,t,k}}.$$

The last two sets of inequalities lead to a contradiction. On one hand, we know that arm i is pulled in round t . On the other hand, we have $\sigma_i^2/N_{s,t,i} < \sigma_k^2/N_{s,t,k}$, which means that arm i cannot be pulled. This completes the proof. \square

Lemma 1 says that each arm $i \in \mathcal{A}_s$ is pulled $O(\sigma_i^2)$ times. Since the mean reward estimate of arm i at the end of stage s has variance $\sigma_i^2/N_{s,i}$, the variances of all estimates at the end of stage s are identical, $(\sum_{i \in \mathcal{A}_s} \sigma_i^2)/n_s$. This relates our problem to the G-optimal design [Pukelsheim, 1993]. Specifically, the G-optimal design for independent experiments $i \in \mathcal{A}_s$ is an allocation of observations $(N_{s,i})_{i \in \mathcal{A}_s}$ such that $\sum_{i \in \mathcal{A}_s} N_{s,i} = n_s$ and the maximum variance

$$\max_{i \in \mathcal{A}_s} \frac{\sigma_i^2}{N_{s,i}} \quad (6)$$

is minimized. This happens precisely when all $\sigma_i^2/N_{s,i}$ are identical, when $N_{s,i} = \lambda_{s,i}$ for $\lambda_{s,i}$ in Lemma 1.

3.2 UNKNOWN HETEROGENEOUS REWARD VARIANCES

Our second proposal is an algorithm for unknown reward variances. One natural idea, which is expected to be practical but hard to analyze, is to replace σ_i^2 in SHVar with its empirical estimate from the past $t - 1$ rounds in stage s ,

$$\hat{\sigma}_{s,t,i}^2 = \frac{1}{N_{s,t,i} - 1} \sum_{\ell=1}^{t-1} \mathbb{1}\{I_{s,\ell} = i\} (Y_{s,\ell,i} - \hat{\mu}_{s,t,i})^2,$$

Algorithm 4 SHAdaVar: Pulled arm in sequential halving with unknown heterogeneous reward variances.

- 1: **Input:** Stage s , round t
 - 2: **if** $t \leq |\mathcal{A}_s| (4 \log(1/\delta) + 1)$ **then**
 - 3: $k \leftarrow (t - 1) \bmod |\mathcal{A}_s| + 1$
 - 4: $I_{s,t} \leftarrow k$ -th arm in \mathcal{A}_s
 - 5: **else**
 - 6: **for** $i \in \mathcal{A}_s$ **do**
 - 7: $N_{s,t,i} \leftarrow \sum_{\ell=1}^{t-1} \mathbb{1}\{I_{s,\ell} = i\}$
 - 8: $I_{s,t} \leftarrow \arg \max_{i \in \mathcal{A}_s} \frac{U_{s,t,i}}{N_{s,t,i}}$
 - 9: **Output:** Arm to pull $I_{s,t}$
-

where

$$\hat{\mu}_{s,t,i} = \frac{1}{N_{s,t,i}} \sum_{\ell=1}^{t-1} \mathbb{1}\{I_{s,\ell} = i\} Y_{s,\ell,i}$$

is the empirical mean reward of arm i in round t of stage s . This design would be hard to analyze because $\hat{\sigma}_{s,t,i}$ can underestimate σ_i , and thus is not an optimistic estimate.

The key idea in our solution is to act optimistically using an *upper confidence bound (UCB)* on the reward variance. To derive it, we make an assumption that the reward noise is Gaussian. Specifically, the reward of arm i in round t of stage s is distributed as $Y_{s,t,i} \sim \mathcal{N}(\mu_i, \sigma_i^2)$. This allows us to derive the following upper and lower bounds on the unknown variance σ_i^2 .

Lemma 2. Fix stage s , round $t \in [n_s]$, arm $i \in \mathcal{A}_s$, and failure probability $\delta \in (0, 1)$. Let

$$N = N_{s,t,i} - 1$$

and suppose that $N > 4 \log(1/\delta)$. Then

$$\mathbb{P} \left(\sigma_i^2 \geq \frac{\hat{\sigma}_{s,t,i}^2}{1 - 2\sqrt{\frac{\log(1/\delta)}{N}}} \right) \leq \delta$$

holds with probability at least $1 - \delta$. Analogously,

$$\mathbb{P} \left(\hat{\sigma}_{s,t,i}^2 \geq \sigma_i^2 \left[1 + 2\sqrt{\frac{\log(1/\delta)}{N}} + \frac{2\log(1/\delta)}{N} \right] \right) \leq \delta$$

holds with probability at least $1 - \delta$.

Proof. The first claim is proved as follows. By Cochran's theorem, we have that $\hat{\sigma}_{s,t,i}^2 N / \sigma_i^2$ is a χ^2 random variable with N degrees of freedom. Its concentration was analyzed in Laurent and Massart [2000]. More specifically, by (4.4)

in [Laurent and Massart \[2000\]](#), an immediate corollary of their Lemma 1, we have

$$\mathbb{P}\left(N - \frac{\hat{\sigma}_{s,t,i}^2 N}{\sigma_i^2} \geq 2\sqrt{N \log(1/\delta)}\right) \leq \delta.$$

Now we divide both sides in the probability by N , multiply by σ_i^2 , and rearrange the formula as

$$\mathbb{P}\left(\sigma_i^2 \left(1 - 2\sqrt{\log(1/\delta)/N}\right) \geq \hat{\sigma}_{s,t,i}^2\right) \leq \delta.$$

When $1 - 2\sqrt{\log(1/\delta)/N} > 0$, we can divide both sides by it and get the first claim in Lemma 2.

The second claim is proved analogously. Specifically, by (4.3) in [Laurent and Massart \[2000\]](#), an immediate corollary of their Lemma 1, we have

$$\mathbb{P}\left(\frac{\hat{\sigma}_{s,t,i}^2 N}{\sigma_i^2} - N \geq 2\sqrt{N \log(1/\delta)} + 2\log(1/\delta)\right) \leq \delta.$$

Now we divide both sides in the probability by N , multiply by σ_i^2 , and obtain the second claim in Lemma 2. This concludes the proof. \square

By Lemma 2, when $N_{s,t,i} > 4\log(1/\delta) + 1$,

$$U_{s,t,i} = \frac{\hat{\sigma}_{s,t,i}^2}{1 - 2\sqrt{\frac{\log(1/\delta)}{N_{s,t,i}-1}}} \quad (7)$$

is a high-probability upper bound on the reward variance of arm i in round t of stage s , which holds with probability at least $1 - \delta$. This bound decreases as the number of observations $N_{s,t,i}$ increases and confidence δ decreases. To apply the bound across multiple stages, rounds, and arms, we use a union bound.

The bound in (7) leads to our algorithm that overestimates the variance. The algorithm is an instance of Algorithm 1 for $\text{Alg} = \text{SHAdaVar}$. The pseudocode of SHAdaVar is in Algorithm 4. To guarantee $N_{s,t,i} > 4\log(1/\delta) + 1$, we pull all arms \mathcal{A}_s in any stage s for $4\log(1/\delta) + 1$ times initially. We call the resulting algorithm SHAdaVar.

Note that SHAdaVar can be viewed as a variant of SHVar where $U_{s,t,i}$ replaces σ_i^2 . Therefore, it can also be viewed as solving the G-optimal design in (6) without knowing reward variances σ_i^2 ; and SHAdaVar is of a broader interest to the optimal experiment design community [[Pukelsheim, 1993](#)]. We also note that the assumption of Gaussian noise in the design of SHAdaVar is limiting. To address this issue, we experiment with non-Gaussian noise in Section 5.2.

4 ANALYSIS

This section comprises three analyses. In Section 4.1, we bound the probability that SHVar, an algorithm that knows

reward variances, misidentifies the best arm. In Section 4.2, we provide an alternative analysis that does not rely on the closed form in (4). Finally, in Section 4.3, we bound the probability that SHAdaVar, an algorithm that learns reward variances, misidentifies the best arm.

All analyses are under the assumption of Gaussian reward noise. Specifically, the reward of arm i in round t of stage s is distributed as $Y_{s,t,i} \sim \mathcal{N}(\mu_i, \sigma_i^2)$.

4.1 ERROR BOUND OF SHVar

We start with analyzing SHVar, which is a stepping stone for analyzing SHAdaVar. To simplify the proof, we assume that both m and n_s are integers. We also assume that all budget allocations have integral solutions in Lemma 1.

Theorem 3. SHVar misidentifies the best arm with probability

$$\mathbb{P}\left(\hat{I} \neq 1\right) \leq 2\log_2 K \exp\left[-\frac{n\Delta_{\min}^2}{4\log_2 K \sum_{j \in \mathcal{A}} \sigma_j^2}\right],$$

where $\Delta_{\min} = \mu_1 - \mu_2$ is the minimum gap.

Proof. The claim is proved in Appendix A. We follow the outline in [Karnin et al. \[2013\]](#). The novelty is in extending the proof to heterogeneous reward variances. This requires a non-uniform budget allocation, where arms with higher reward variances are pulled more (Lemma 1). \square

The bound in Theorem 3 depends on all quantities as expected. It decreases as budget n and minimum gap Δ_{\min} increase, and the number of arms K and variances σ_j^2 decrease. SHVar reduces to SH in [Karnin et al. \[2013\]](#) when $\sigma_i^2 = 1/4$ for all arms $i \in \mathcal{A}$. The bounds of SH and SHVar become comparable when we apply $H_2 \leq K/\Delta_{\min}^2$ in (1) and note that $\sum_{j \in \mathcal{A}} \sigma_j^2 = K/4$ in Theorem 3. The extra factor of 8 in the exponent of (1) is due to a different proof, which yields a finer dependence on gaps.

4.2 ALTERNATIVE ERROR BOUND OF SHVar

Now we analyze SHVar differently. The resulting bound is weaker than that in Theorem 3 but its proof can be easily extended to SHAdaVar.

Theorem 4. SHVar misidentifies the best arm with probability

$$\mathbb{P}\left(\hat{I} \neq 1\right) \leq 2\log_2 K \exp\left[-\frac{(n - K \log K)\Delta_{\min}^2}{4\sigma_{\max}^2 K \log_2 K}\right],$$

where $\Delta_{\min} = \mu_1 - \mu_2$ is the minimum gap and $\sigma_{\max}^2 = \max_{i \in \mathcal{A}} \sigma_i^2$ is the maximum reward variance.

Proof. The claim is proved in Appendix B. The key idea in the proof is to derive a lower bound on the number of pulls of any arm i in stage s , instead of using the closed form of $N_{s,i}$ in (4). The lower bound is

$$N_{s,i} \geq \frac{\sigma_i^2}{\sigma_{\max}^2} \left(\frac{n_s}{|\mathcal{A}_s|} - 1 \right).$$

An important property of the bound is that it is $\Omega(\sigma_i^2 n_s)$, similarly to $N_{s,i}$ in (4). Therefore, the rest of the proof is similar to that of Theorem 3. \square

As in Theorem 3, the bound in Theorem 4 depends on all quantities as expected. It decreases as budget n and minimum gap Δ_{\min} increase, and the number of arms K and maximum variance σ_{\max}^2 decrease. The bound approaches that in Theorem 3 when all reward variances are identical.

4.3 ERROR BOUND OF SHAdaVar

Now we analyze SHAdaVar.

Theorem 5. *Suppose that $\delta < 1/(Kn)$ and*

$$n \geq K \log_2 K (4 \log(Kn/\delta) + 1).$$

Then SHAdaVar misidentifies the best arm with probability

$$\mathbb{P}(\hat{I} \neq 1) \leq 2 \log_2 K \exp \left[-\alpha \frac{(n - K \log K) \Delta_{\min}^2}{4 \sigma_{\max}^2 K \log_2 K} \right],$$

where Δ_{\min} and σ_{\max}^2 are defined in Theorem 4, and

$$\alpha = \frac{1 - 2 \sqrt{\frac{\log(Kn/\delta)}{n/K-2}}}{1 + 2 \sqrt{\frac{\log(Kn/\delta)}{n/K-2}} + \frac{2 \log(Kn/\delta)}{n/K-2}}.$$

Proof. The claim is proved in Appendix C. The key idea in the proof is to derive a lower bound on the number of pulls of any arm i in stage s , similarly to that in Theorem 4. The lower bound is

$$N_{s,i} \geq \frac{\sigma_i^2}{\sigma_{\max}^2} \alpha(|\mathcal{A}_s|, n_s, \delta) \left(\frac{n_s}{|\mathcal{A}_s|} - 1 \right)$$

and holds with probability at least $1 - \delta$. Since the bound is $\Omega(\sigma_i^2 n_s)$, as in the proof of Theorem 4, the rest of the proof is similar. The main difference from Theorem 4 is in factor $\alpha(|\mathcal{A}_s|, n_s, \delta)$, which converges to 1 as $n_s \rightarrow \infty$. \square

The bound in Theorem 5 depends on all quantities as expected. It decreases as budget n and minimum gap Δ_{\min} increase, and the number of arms K and maximum variance σ_{\max}^2 decrease. As $n \rightarrow \infty$, we get $\alpha \rightarrow 1$ and the bound converges to that in Theorem 4.

5 EXPERIMENTS

In this section, we empirically evaluate our proposed algorithms, SHVar and SHAdaVar, and compare them to algorithms from prior works. We choose the following baselines: uniform allocation (Unif), sequential halving (SH) [Karnin et al., 2013], gap-based exploration (GapE) [Gabbillon et al., 2011], gap-based exploration with variance (GapE-V) [Gabbillon et al., 2011], and variance-based rejects (VBR) [Faella et al., 2020].

Unif allocates equal budget to all arms and SH was originally proposed for homogeneous reward variances. Neither Unif nor SH can adapt to heterogeneous reward variances. GapE, GapE-V and VBR are variance-adaptive BAI methods from related works (Section 6). In GapE, we use H from Theorem 1 of Gabbillon et al. [2011]. In GapE-V, we use H from Theorem 2 of Gabbillon et al. [2011]. Both GapE and GapE-V assume bounded reward distributions with support $[0, b]$. We choose $b = \max_{i \in \mathcal{A}} \mu_i + \sigma_i \sqrt{\log n}$, since this is a high-probability upper bound on the absolute value of n independent observations from $\mathcal{N}(\mu_i, \sigma_i^2)$. In SHAdaVar, we set $\delta = 0.05$, and thus our upper bounds on reward variances hold with probability 0.95. In VBR, $\gamma = 1.96$, which means that the mean arm rewards lie between their upper and lower bounds with probability 0.95. Faella et al. [2020] showed that VBR performs well with Gaussian noise when $\gamma \approx 2$. All reported results are averaged over 5 000 runs.

GapE and GapE-V have $O(\exp[-cn/H])$ error bounds on the probability of misidentifying the best arm, where n is the budget, H is the complexity parameter, and $c = 1/144$ for GapE and $c = 1/512$ for GapE-V. Our error bounds are $O(\exp[-c'n/H'])$, where H' is a comparable complexity parameter and $c' = 1/(4 \log_2 K)$. Even for moderate K , $c \ll c'$. Therefore, when SHVar and SHAdaVar are implemented as analyzed, they provide stronger guarantees on identifying the best arm than GapE and GapE-V. To make the algorithms comparable, we set H of GapE and GapE-V to Hc/c' , by increasing their confidence widths. Since H is an input to both GapE and GapE-V, note that they have an advantage over our algorithms that do not require it.

5.1 SYNTHETIC EXPERIMENTS

Our first experiment is on a Gaussian bandit with K arms. The mean reward of arm i is $\mu_i = 1 - \sqrt{(i-1)/K}$. We choose this setting because SH is known to perform well in it. Specifically, note that the complexity parameter H_2 in (2) is minimized when i/Δ_i^2 are equal for all $i \in \mathcal{A} \setminus \{1\}$. For our μ_i , $\Delta_i^2 = (i-1)/K \approx i/K$ and thus $i/\Delta_i^2 \approx K$. We set the reward variance as $\sigma_i^2 = 0.9\mu_i^2 + 0.1$ when arm i is even and $\sigma_i^2 = 0.1$ when arm i is odd. We additionally perturb μ_i and σ_i^2 with additive $\mathcal{N}(0, 0.05^2)$ and multiplicative Unif(0.5, 1.5) noise, respectively. We visualize the mean rewards μ_i and the corresponding variances σ_i^2 , for $K = 64$

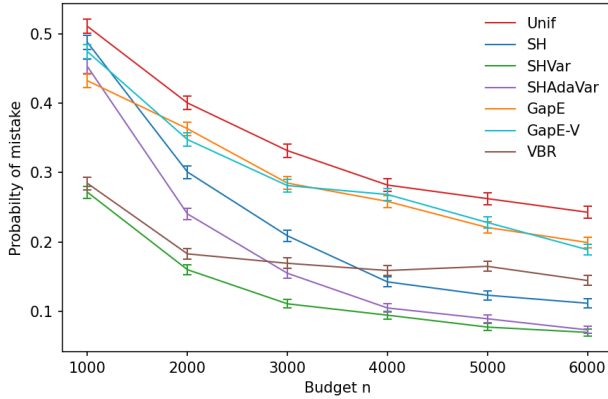


Figure 2: Probability of misidentifying the best arm in the Gaussian bandit in Section 5.1, as budget n increases. The number of arms is $K = 64$ and the results are averaged over 5 000 runs.

arms, in Figure 1. The variances are chosen so that every stage of sequential halving involves both high-variance and low-variance arms. Therefore, an algorithm that adapts its budget allocation to the reward variances of the remaining arms eliminates the best arm with a lower probability than the algorithm that does not.

In Figure 2, we report the probability of misidentifying the best arm among $K = 64$ arms (Figure 1) as budget n increases. As expected, the naive algorithm Unif performs the worst. GapE and GapE-V perform only slightly better. When the algorithms have comparable error guarantees to SHVar and SHAdaVar, their confidence intervals are too wide to be practical. SH performs surprisingly well. As observed by Karnin et al. [2013] and confirmed by Li et al. [2018], SH is a superior algorithm in the fixed-budget setting because it aggressively eliminates a half of the remaining arms in each stage. Therefore, it outperforms GapE and GapE-V. We note that SHVar outperforms all algorithms for all budgets n . For smaller budgets, VBR outperforms SHAdaVar. However, as the budget n increases, SHAdaVar outperforms VBR; and without any additional information about the problem instance approaches the performance of SHVar, which knows the reward variances. This shows that our variance upper bounds improve quickly with larger budgets, as is expected based on the algebraic form in (7).

In the next experiment, we take same Gaussian bandit as in Figure 2. The budget is fixed at $n = 5 000$ and we vary the number of arms K from 32 to 64. In Figure 3, we show the probability of misidentifying the best arm as the number of arms K increases. We observe two major trends. First, the relative order of the algorithms, as measured by their probability of a mistake, is similar to Figure 2. Second, all algorithms get worse as the number of arms K increases because the problem instance becomes harder. This experiment shows that SHVar and SHAdaVar can perform well for

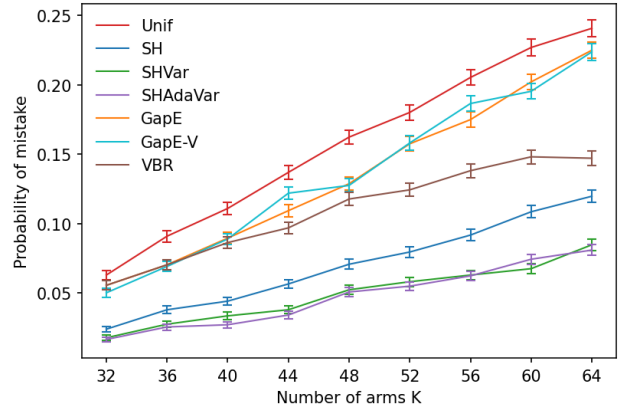


Figure 3: Probability of misidentifying the best arm in the Gaussian bandit in Section 5.1, as the number of arms K increases. The budget is fixed at $n = 5 000$ and the results are averaged over 5 000 runs.

a wide range of K , they have the lowest probabilities of a mistake for all K . While the other algorithms perform well at $K = 32$, their probability of a mistake is around 0.05 or below; they perform poorly at $K = 64$, their probability of a mistake is above 0.1.

5.2 MOVIELENS EXPERIMENTS

Our next experiment is motivated by the A/B testing problem in Section 1. The objective is to identify the movie with the highest mean rating from a pool of K movies, where movies are arms and their ratings are rewards. The movies, users, and ratings are simulated using the MovieLens 1M dataset [Lam and Herlocker, 2016]. This dataset contains one million ratings given by 6 040 users to 3 952 movies. We complete the missing ratings using low-rank matrix factorization with rank 5, which is done using alternating least squares [Davenport and Romberg, 2016]. The result is a $6 040 \times 3 952$ matrix M , where $M_{i,j}$ is the estimated rating given by user i to movie j .

This experiment is averaged over 5 000 runs. In each run, we randomly choose new movies according to the following procedure. For all arms $i \in \mathcal{A}$, we generate mean $\tilde{\mu}_i$ and variance $\tilde{\sigma}_i^2$ as described in Section 5.1. Then, for each i , we find the closest movie in the MovieLens dataset with mean μ_i and variance σ_i^2 , the movie that minimizes the distance $(\mu_i - \tilde{\mu}_i)^2 + (\sigma_i^2 - \tilde{\sigma}_i^2)^2$. The means and variances of movie ratings from two runs are shown in Figure 4. As in Section 5.1, the movies are selected so that sequential elimination with halving is expected to perform well. The variance of movie ratings in Figure 4 is intrinsic to our domain: movies are often made for specific audiences and thus can have a huge variance in their ratings. For instance, a child may not like a horror movie, while a horror enthusiast would enjoy it. Because of this, an algorithm that adapts its

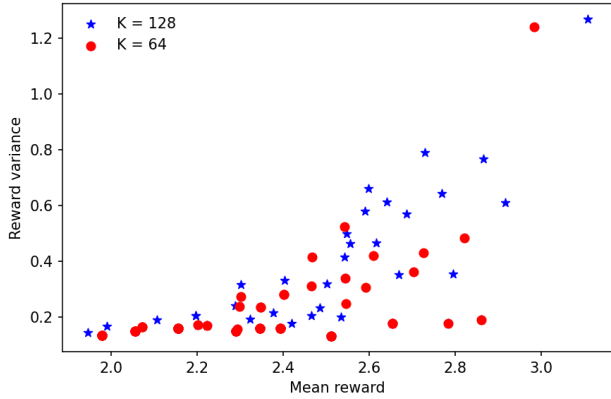


Figure 4: Means and variances of ratings of K movies from the MovieLens dataset. A new sample is generated in each run of the experiment, as described in Section 5.2.

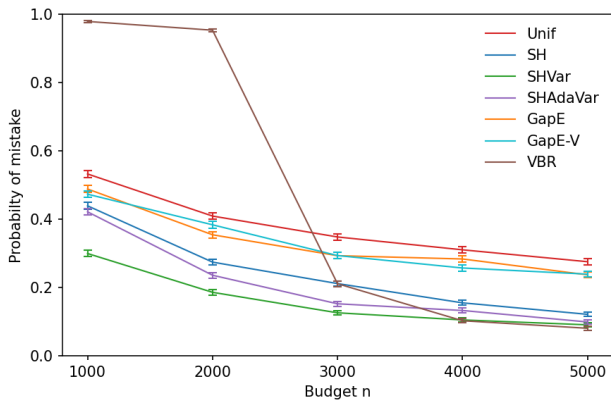


Figure 5: Probability of misidentifying the best movie in the MovieLens bandit in Section 5.2, as budget n increases. The number of movies is $K = 64$ and the results are averaged over 5 000 runs.

budget allocation to the rating variances of the remaining movies can perform better. The last notable difference from Section 5.1 is that movie ratings are realistic. In particular, when arm i is pulled, we choose a random user j and return $M_{j,i}$ as its stochastic reward. Therefore, this experiment showcases the robustness of our algorithms beyond Gaussian noise.

In Figure 5, we report the probability of misidentifying the best movie from $K = 64$ as budget n increases. SHVar and SHAdaVar perform the best for most budgets, although the reward distributions are not Gaussian. The relative performance of the algorithms is similar to Section 5.1: Unif is the worst, and GapE and GapE-V improve upon it. The only exception is VBR: it performs poorly for smaller budgets, and on par with SHVar and SHAdaVar for larger budgets.

We increase the number of movies next. In Figure 6, we report the probability of misidentifying the best movie from

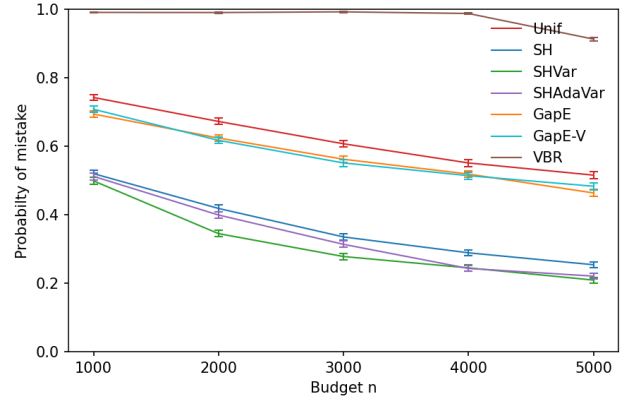


Figure 6: Probability of misidentifying the best movie in the MovieLens bandit in Section 5.2, as budget n increases. The number of movies is $K = 128$ and the results are averaged over 5 000 runs.

$K = 128$ as budget n increases. The trends are similar to $K = 64$, except that VBR performs poorly for all budgets. This is because VBR has K stages and eliminates one arm per stage even when the number of observations is small. In comparison, our algorithms have $\log_2 K$ stages.

6 RELATED WORK

Best-arm identification has been studied extensively in both fixed-budget [Bubeck et al., 2009, Audibert et al., 2010] and fixed-confidence [Even-Dar et al., 2006] settings. The two closest prior works are Gabillon et al. [2011] and Faella et al. [2020], both of which studied fixed-budget BAI with heterogeneous reward variances. All other works on BAI with heterogeneous reward variances are in the fixed-confidence setting [Lu et al., 2021, Zhou and Tian, 2022, Jourdan et al., 2022].

The first work on variance-adaptive BAI was in the fixed-budget setting [Gabillon et al., 2011]. This paper proposed algorithm GapE-V and showed that its probability of mistake decreases exponentially with budget n . Our error bounds are comparable to Gabillon et al. [2011]. The main shortcoming of the analyses in Gabillon et al. [2011] is that they assume that the complexity parameter is known and used by GapE-V. Since the complexity parameter depends on unknown gaps and reward variances, it is typically unknown in practice. To address this issue, Gabillon et al. [2011] introduced an adaptive variant of GapE-V, A-GapE-V, where the complexity parameter is estimated. This algorithm does not come with any guarantee.

The only other work that studied variance-adaptive fixed-budget BAI is Faella et al. [2020]. This paper proposed and analyzed a variant of successive rejects algorithm [Audibert et al., 2010]. Since SH of Karnin et al. [2013] has a com-

parable error bound to successive rejects of Audibert et al. [2010], our variance-adaptive sequential halving algorithms have comparable error bounds to variance-adaptive successive rejects of Faella et al. [2020]. Roughly speaking, all bounds can be stated as $\exp[-n/H]$, where H is a complexity parameter that depends on the number of arms K , their variances, and their gaps.

We propose variance-adaptive sequential halving for fixed-budget BAI. Our algorithms have state-of-the-art performance in our experiments (Section 5). They are conceptually simpler than prior works [Gabillon et al., 2011, Faella et al., 2020] and can be implemented as analyzed, unlike Gabillon et al. [2011].

7 CONCLUSIONS

We study best-arm identification in the fixed-budget setting where the reward variances vary across the arms. We propose two variance-adaptive elimination algorithms for this problem: SHVar for known reward variances and SHAdaVar for unknown reward variances. Both algorithms proceed in stages and pull arms with higher reward variances more often than those with lower variances. While the design and analysis of SHVar are of interest, they are a stepping stone for SHAdaVar, which adapts to unknown reward variances. The novelty in SHAdaVar is in solving an optimal design problem with unknown observation variances. Its analysis relies on a novel lower bound on the number of arm pulls in BAI that does not require closed-form solutions to the budget allocation problem. Our numerical simulations show that SHVar and SHAdaVar are not only theoretically sound, but also competitive with state-of-the-art baselines.

Our work leaves open several questions of interest. First, the design of SHAdaVar is for Gaussian reward noise. The reason for this choice is that our initial experiments showed quick concentration and also robustness to noise misspecification. Concentration of general random variables with unknown variances can be analyzed using empirical Bernstein bounds [Maurer and Pontil, 2009]. This approach was taken by Gabillon et al. [2011] and could also be applied in our setting. For now, to address the issue of Gaussian noise, we experiment with non-Gaussian noise in Section 5.2. Second, while our error bounds depend on all parameters of interest as expected, we do not provide a matching lower bound. When the reward variances are known, we believe that a lower bound can be proved by building on the work of Carpentier and Locatelli [2016]. Finally, our algorithms are not contextual, which limits their application because many bandit problems are contextual [Li et al., 2010, Wen et al., 2015, Zong et al., 2016].

References

- Jean-Yves Audibert, Sebastien Bubeck, and Remi Munos. Best arm identification in multi-armed bandits. In *Proceeding of the 23rd Annual Conference on Learning Theory*, pages 41–53, 2010.
- Peter Auer and Ronald Ortner. UCB revisited: Improved regret bounds for the stochastic multi-armed bandit problem. *Periodica Mathematica Hungarica*, 61(1-2):55–65, 2010.
- Stephane Boucheron, Gabor Lugosi, and Pascal Massart. *Concentration Inequalities: A Nonasymptotic Theory of Independence*. Oxford University Press, 2013.
- Sebastien Bubeck, Remi Munos, and Gilles Stoltz. Pure exploration in multi-armed bandits problems. In *Proceedings of the 20th International Conference on Algorithmic Learning Theory*, pages 23–37, 2009.
- Alexandra Carpentier and Andrea Locatelli. Tight (lower) bounds for the fixed budget best arm identification bandit problem. In *Proceeding of the 29th Annual Conference on Learning Theory*, pages 590–604, 2016.
- Mark Davenport and Justin Romberg. An overview of low-rank matrix recovery from incomplete observations. *IEEE Journal of Selected Topics in Signal Processing*, 10(4): 608–622, 2016.
- Eyal Even-Dar, Shie Mannor, and Yishay Mansour. Action elimination and stopping conditions for the multi-armed bandit and reinforcement learning problems. *Journal of Machine Learning Research*, 7:1079–1105, 2006.
- Marco Faella, Alberto Finzi, and Luigi Sauro. Rapidly finding the best arm using variance. In *Proceedings of the 24th European Conference on Artificial Intelligence*, 2020.
- Victor Gabillon, Mohammad Ghavamzadeh, Alessandro Lazaric, and Sebastien Bubeck. Multi-bandit best arm identification. In *Advances in Neural Information Processing Systems 24*, 2011.
- Victor Gabillon, Mohammad Ghavamzadeh, and Alessandro Lazaric. Best arm identification: A unified approach to fixed budget and fixed confidence. In *Advances in Neural Information Processing Systems 25*, 2012.
- Marc Jourdan, Remy Degenne, and Emilie Kaufmann. Dealing with unknown variances in best-arm identification. *CoRR*, abs/2210.00974, 2022. URL <https://arxiv.org/abs/2210.00974>.
- Zohar Karnin, Tomer Koren, and Oren Somekh. Almost optimal exploration in multi-armed bandits. In *Proceedings of the 30th International Conference on Machine Learning*, pages 1238–1246, 2013.

- Emilie Kaufmann, Olivier Cappe, and Aurelien Garivier. On the complexity of best-arm identification in multi-armed bandit models. *Journal of Machine Learning Research*, 17(1):1–42, 2016.
- Andreas Krause, Ajit Paul Singh, and Carlos Guestrin. Near-optimal sensor placements in Gaussian processes: Theory, efficient algorithms and empirical studies. *Journal of Machine Learning Research*, 9:235–284, 2008.
- Shyong Lam and Jon Herlocker. MovieLens Dataset. <http://grouplens.org/datasets/movielens/>, 2016.
- Tor Lattimore and Csaba Szepesvari. *Bandit Algorithms*. Cambridge University Press, 2019.
- B. Laurent and P. Massart. Adaptive estimation of a quadratic functional by model selection. *The Annals of Statistics*, 28(5):1302–1338, 2000.
- Lihong Li, Wei Chu, John Langford, and Robert Schapire. A contextual-bandit approach to personalized news article recommendation. In *Proceedings of the 19th International Conference on World Wide Web*, 2010.
- Lisha Li, Kevin Jamieson, Giulia DeSalvo, Afshin Ros-tamizadeh, and Ameet Talwalkar. Hyperband: A novel bandit-based approach to hyperparameter optimization. *Journal of Machine Learning Research*, 18(185):1–52, 2018.
- Pinyan Lu, Chao Tao, and Xiaojin Zhang. Variance-dependent best arm identification. In *Proceedings of the 37th Conference on Uncertainty in Artificial Intelligence*, 2021.
- Andreas Maurer and Massimiliano Pontil. Empirical Bernstein bounds and sample-variance penalization. In *Proceedings of the 22nd Annual Conference on Learning Theory*, 2009.
- Friedrich Pukelsheim. *Optimal Design of Experiments*. John Wiley & Sons, 1993.
- Marta Soare, Alessandro Lazaric, and Remi Munos. Best-arm identification in linear bandits. In *Advances in Neural Information Processing Systems 27*, pages 828–836, 2014.
- Zheng Wen, Branislav Kveton, and Azin Ashkan. Efficient learning in large-scale combinatorial semi-bandits. In *Proceedings of the 32nd International Conference on Machine Learning*, 2015.
- Ruida Zhou and Chao Tian. Approximate top- m arm identification with heterogeneous reward variances. In *Proceedings of the 25th International Conference on Artificial Intelligence and Statistics*, 2022.
- Shi Zong, Hao Ni, Kenny Sung, Nan Rosemary Ke, Zheng Wen, and Branislav Kveton. Cascading bandits for large-scale recommendation problems. In *Proceedings of the 32nd Conference on Uncertainty in Artificial Intelligence*, 2016.

A PROOF OF THEOREM 3

First, we decompose the probability of choosing a suboptimal arm. For any $s \in [m]$, let $E_s = \{1 \in \mathcal{A}_{s+1}\}$ be the event that the best arm is not eliminated in stage s and \bar{E}_s be its complement. Then by the law of total probability,

$$\mathbb{P}(\hat{I} \neq 1) = \mathbb{P}(\bar{E}_m) = \sum_{s=1}^m \mathbb{P}(\bar{E}_s, E_{s-1}, \dots, E_1) \leq \sum_{s=1}^m \mathbb{P}(\bar{E}_s | E_{s-1}, \dots, E_1).$$

We bound $\mathbb{P}(\bar{E}_s | E_{s-1}, \dots, E_1)$ based on the observation that the best arm can be eliminated only if the estimated mean rewards of at least a half of the arms in \mathcal{A}_s are at least as high as that of the best arm. Specifically, let $\mathcal{A}'_s = \mathcal{A}_s \setminus \{1\}$ be the set of all arms in stage s but the best arm and

$$N'_s = \sum_{i \in \mathcal{A}'_s} \mathbb{1}\{\hat{\mu}_{s,i} \geq \hat{\mu}_{s,1}\}.$$

Then by the Markov's inequality,

$$\mathbb{P}(\bar{E}_s | E_{s-1}, \dots, E_1) \leq \mathbb{P}\left(N'_s \geq \frac{n_s}{2} \mid E_{s-1}, \dots, E_1\right) \leq \frac{2 \mathbb{E}[N'_s | E_{s-1}, \dots, E_1]}{n_s}.$$

The key step in bounding the above expectation is understanding the probability that any arm has a higher estimated mean reward than the best one. We bound this probability next.

Lemma 6. *For any stage $s \in [m]$ with the best arm, $1 \in \mathcal{A}_s$, and any suboptimal arm $i \in \mathcal{A}_s$, we have*

$$\mathbb{P}(\hat{\mu}_{s,i} \geq \hat{\mu}_{s,1}) \leq \exp\left[-\frac{n_s \Delta_i^2}{4 \sum_{j \in \mathcal{A}_s} \sigma_j^2}\right].$$

Proof. The proof is based on concentration inequalities for sub-Gaussian random variables [Boucheron et al., 2013]. In particular, since $\hat{\mu}_{s,i} - \mu_i$ and $\hat{\mu}_{s,1} - \mu_1$ are sub-Gaussian with variance proxies $\sigma_i^2/N_{s,i}$ and $\sigma_1^2/N_{s,1}$, respectively; their difference is sub-Gaussian with a variance proxy $\sigma_i^2/N_{s,i} + \sigma_1^2/N_{s,1}$. It follows that

$$\begin{aligned} \mathbb{P}(\hat{\mu}_{s,i} \geq \hat{\mu}_{s,1}) &= \mathbb{P}(\hat{\mu}_{s,i} - \hat{\mu}_{s,1} \geq 0) = \mathbb{P}((\hat{\mu}_{s,i} - \mu_i) - (\hat{\mu}_{s,1} - \mu_1) > \Delta_i) \\ &\leq \exp\left[-\frac{\Delta_i^2}{2\left(\frac{\sigma_i^2}{N_{s,i}} + \frac{\sigma_1^2}{N_{s,1}}\right)}\right] = \exp\left[-\frac{n_s \Delta_i^2}{4 \sum_{j \in \mathcal{A}_s} \sigma_j^2}\right], \end{aligned}$$

where the last step follows from the definitions of $N_{s,i}$ and $N_{s,1}$ in Lemma 1. \square

The last major step is bounding $\mathbb{E}[N'_s | E_{s-1}, \dots, E_1]$ with the help of Lemma 6. Starting with the union bound, we get

$$\begin{aligned} \mathbb{E}[N'_s | E_{s-1}, \dots, E_1] &\leq \sum_{i \in \mathcal{A}'_s} \mathbb{P}(\hat{\mu}_{s,i} \geq \hat{\mu}_{s,1}) \leq \sum_{i \in \mathcal{A}'_s} \exp\left[-\frac{n_s \Delta_i^2}{4 \sum_{j \in \mathcal{A}_s} \sigma_j^2}\right] \\ &\leq n_s \max_{i \in \mathcal{A}'_s} \exp\left[-\frac{n_s \Delta_i^2}{4 \sum_{j \in \mathcal{A}_s} \sigma_j^2}\right] = n_s \exp\left[-\frac{n_s \min_{i \in \mathcal{A}'_s} \Delta_i^2}{4 \sum_{j \in \mathcal{A}_s} \sigma_j^2}\right]. \end{aligned}$$

Now we chain all inequalities and get

$$\mathbb{P}(\hat{I} \neq 1) \leq 2 \sum_{s=1}^m \exp\left[-\frac{n_s \min_{i \in \mathcal{A}'_s} \Delta_i^2}{4 \sum_{j \in \mathcal{A}_s} \sigma_j^2}\right].$$

To get the final claim, we use that

$$m = \log_2 K, \quad n_s = \frac{n}{\log_2 K}, \quad \min_{i \in \mathcal{A}'_s} \Delta_i^2 \geq \Delta_{\min}^2, \quad \sum_{j \in \mathcal{A}_s} \sigma_j^2 \leq \sum_{j \in \mathcal{A}} \sigma_j^2.$$

This concludes the proof.

B PROOF OF THEOREM 4

This proof has the same steps as that in Appendix A. The only difference is that $N_{s,i}$ and $N_{s,1}$ in Lemma 6 are replaced with their lower bounds, based on the following lemma.

Lemma 7. Fix stage s and arm $i \in \mathcal{A}_s$ in SHVar. Then

$$N_{s,i} \geq \frac{\sigma_i^2}{\sigma_{\max}^2} \left(\frac{n_s}{|\mathcal{A}_s|} - 1 \right),$$

where $\sigma_{\max} = \max_{i \in \mathcal{A}} \sigma_i$ is the maximum reward noise and n_s is the budget in stage s .

Proof. Let J be the most pulled arm in stage s and $\ell \in [n_s]$ be the round where arm J is pulled the last time. By the design of SHVar, since arm J is pulled in round ℓ ,

$$\frac{\sigma_J^2}{N_{s,\ell,J}} \geq \frac{\sigma_i^2}{N_{s,\ell,i}}$$

holds for any arm $i \in \mathcal{A}_s$. This can be further rearranged as

$$N_{s,\ell,i} \geq \frac{\sigma_i^2}{\sigma_J^2} N_{s,\ell,J}.$$

Since arm J is the most pulled arm in stage s and ℓ is the round of its last pull,

$$N_{s,\ell,J} = N_{s,J} - 1 \geq \frac{n_s}{|\mathcal{A}_s|} - 1.$$

Moreover, $N_{s,i} \geq N_{s,\ell,i}$. Now we combine all inequalities and get

$$N_{s,i} \geq \frac{\sigma_i^2}{\sigma_J^2} \left(\frac{n_s}{|\mathcal{A}_s|} - 1 \right). \quad (8)$$

To eliminate dependence on random J , we use $\sigma_J \leq \sigma_{\max}$. This concludes the proof. \square

When plugged into Lemma 6, we get

$$\mathbb{P}(\hat{\mu}_{s,i} \geq \hat{\mu}_{s,1}) \leq \exp \left[-\frac{\Delta_i^2}{2 \left(\frac{\sigma_i^2}{N_{s,i}} + \frac{\sigma_1^2}{N_{s,1}} \right)} \right] \leq \exp \left[-\frac{\left(\frac{n_s}{|\mathcal{A}_s|} - 1 \right) \Delta_i^2}{4\sigma_{\max}^2} \right].$$

This completes the proof.

C PROOF OF THEOREM 5

This proof has the same steps as that in Appendix A. The main difference is that $N_{s,i}$ and $N_{s,1}$ in Lemma 6 are replaced with their lower bounds, based on the following lemma.

Lemma 8. Fix stage s and arm $i \in \mathcal{A}_s$ in SHAdaVar. Then

$$N_{s,i} \geq \frac{\sigma_i^2}{\sigma_{\max}^2} \alpha(|\mathcal{A}_s|, n_s, \delta) \left(\frac{n_s}{|\mathcal{A}_s|} - 1 \right),$$

where $\sigma_{\max} = \max_{i \in \mathcal{A}} \sigma_i$ is the maximum reward noise, n_s is the budget in stage s , and

$$\alpha(k, n, \delta) = \frac{1 - 2\sqrt{\frac{\log(1/\delta)}{n/k-2}}}{1 + 2\sqrt{\frac{\log(1/\delta)}{n/k-2} + \frac{2\log(1/\delta)}{n/k-2}}}$$

is an arm-independent constant.

Proof. Let J be the most pulled arm in stage s and $\ell \in [n_s]$ be the round where arm J is pulled the last time. By the design of SHAdaVar, since arm J is pulled in round ℓ ,

$$\frac{U_{s,\ell,J}}{N_{s,\ell,J}} \geq \frac{U_{s,\ell,i}}{N_{s,\ell,i}}$$

holds for any arm $i \in \mathcal{A}_s$. Analogously to (8), this inequality can be rearranged and loosened as

$$N_{s,i} \geq \frac{U_{s,\ell,i}}{U_{s,\ell,J}} \left(\frac{n_s}{|\mathcal{A}_s|} - 1 \right). \quad (9)$$

We bound $U_{s,\ell,i}$ from below using the fact that $U_{s,\ell,i} \geq \sigma_i^2$ holds with probability at least $1 - \delta$, based on the first claim in Lemma 2. To bound $U_{s,\ell,J}$, we apply the second claim in Lemma 2 to bound $\hat{\sigma}_{s,\ell,J}^2$ in $U_{s,\ell,J}$, and get that

$$U_{s,\ell,J} \leq \sigma_J^2 \frac{1 + 2\sqrt{\frac{\log(1/\delta)}{N_{s,\ell,J}-1}} + \frac{2\log(1/\delta)}{N_{s,\ell,J}-1}}{1 - 2\sqrt{\frac{\log(1/\delta)}{N_{s,\ell,J}-1}}}$$

holds with probability at least $1 - \delta$. Finally, we plug both bounds into (9) and get

$$N_{s,i} \geq \frac{\sigma_i^2}{\sigma_J^2} \frac{1 - 2\sqrt{\frac{\log(1/\delta)}{N_{s,\ell,J}-1}}}{1 + 2\sqrt{\frac{\log(1/\delta)}{N_{s,\ell,J}-1}} + \frac{2\log(1/\delta)}{N_{s,\ell,J}-1}} \left(\frac{n_s}{|\mathcal{A}_s|} - 1 \right).$$

To eliminate dependence on random J , we use that $\sigma_J \leq \sigma_{\max}$ and $N_{s,\ell,J} \geq n_s/|\mathcal{A}_s| - 1$. This yields our claim and concludes the proof of Lemma 8. \square

Similarly to Lemma 7, this bound is asymptotically tight when all reward variances are identical. Also $\alpha(|\mathcal{A}_s|, n_s, \delta) \rightarrow 1$ as $n_s \rightarrow \infty$. Therefore, the bound has the same shape as that in Lemma 7.

The application of Lemma 8 requires more care. Specifically, it relies on high-probability confidence intervals derived in Lemma 2, which need $N_{s,t,i} > 4\log(1/\delta) + 1$. This is guaranteed whenever $n \geq K \log_2 K(4\log(1/\delta) + 1)$. Moreover, since the confidence intervals need to hold in any stage s and round t , and for any arm i , we need a union bound over Kn events. This leads to the following claim.

Suppose that $n \geq K \log_2 K(4\log(1/\delta) + 1)$. Then, when Lemma 8 is plugged into Lemma 6, we get that

$$\mathbb{P}(\hat{\mu}_{s,i} \geq \hat{\mu}_{s,1}) \leq \exp \left[-\frac{\Delta_i^2}{2 \left(\frac{\sigma_i^2}{N_{s,i}} + \frac{\sigma_1^2}{N_{s,1}} \right)} \right] \leq \exp \left[-\frac{\alpha(|\mathcal{A}_s|, n_s, Kn\delta) \left(\frac{n_s}{|\mathcal{A}_s|} - 1 \right) \Delta_i^2}{4\sigma_{\max}^2} \right].$$

This completes the proof.