

Bayesian Calibrated Click-Through Auction

Junjie Chen, Minming Li, Haifeng Xu and Song Zuo *

Abstract

We study information design in *click-through auctions*, in which the bidders/advertisers bid for winning an opportunity to show their ads but only pay for realized clicks. The payment may or may not happen, and its probability is called the *click-through rate* (CTR). This auction format is widely used in the industry of online advertising. Bidders have private values, whereas the seller has private information about each bidder’s CTRs. We are interested in the seller’s problem of partially revealing CTR information to maximize revenue. Information design in click-through auctions turns out to be intriguingly different from almost all previous studies in this space since any revealed information about CTRs will never affect bidders’ bidding behaviors — they will always bid their true value for a click — but only affect the auction’s *allocation* and *payment* rule. This makes information design effectively a (constrained) mechanism design problem.

We primarily focus on the two-bidder situation, which is already notoriously challenging as demonstrated in recent works, and adopt the algorithmic lens of developing approximate algorithms. Our first result is an FPTAS to compute an approximately optimal mechanism. The design of this algorithm leverages Bayesian bidder values which help to “smooth” the seller’s revenue function and lead to better tractability. Our second result seeks to design “simple” and more practical signaling schemes. When bidders’ CTR distribution is symmetric, we develop a simple *prior-free* signaling scheme, whose construction relies on a single parameter called *optimal signal ratio*. The constructed scheme provably obtains a good approximation as long as the maximum and minimum of bidders’ value density functions do not differ much.

* α - β order. Junjie Chen (junjchen9-c@my.cityu.edu.hk) and Minming Li (minming.li@cityu.edu.hk) are with City University of Hong Kong. Haifeng Xu (haifengxu@uchicago.edu) is with University of Chicago. Song Zuo (szuo@google.com) is with Google Research.

1 Introduction

Many of the phenomenal Internet Technology companies are powered by online advertising [21]. When an Internet user browses a webpage, an ad auction may be run to determine which ads to be displayed to this user. Such ad auctions can be either done by the webpage owner or through ad exchange platforms. Large website owners (sellers) sometimes may know the users much better than individual advertisers (bidders) do. It is thus natural for the seller to utilize such information advantage to improve its ad revenue. As an example, the seller’s knowledge about the user can be used to better predict an Internet user’s *click-through rate* (CTR), which is then used in ad auctions to deliver ad impressions more efficiently.

Interestingly, a recent line of works, starting from Bro Miltersen and Sheffet [11], Emek et al. [22], comes to realize that it may not always be the seller’s best interest to use as much information as possible. That is, partially use certain amount – and the right type — of information may be more beneficial for the seller’s revenue. The underlying intuition is simple: revenue extraction in auctions needs competition and too “fine-grained” targeting information may lead to a thin market without much competition whereas too obscure information may lead to little interest from every bidder, both leading to bad revenue. This insight has motivated many studies on the algorithmic problem of optimal *information design* — i.e., determining what information to be shared with which bidders — in order to maximize revenue in different auction formats including the second price auction for independent-value bidders [11, 22, 9] and common-value bidders [30], Myerson’s optimal auction [24], and per-impression ad auction [5].

This paper also subscribes to this literature of information design in auctions but studies a different auction format, i.e., the *click-through auction*, which is perhaps even more widely used in e-commerce — this is currently still the main auction format in the industry. The click-through auction is also known as the generalized second-price auction [21] or position auction [35]. We use the term “click-through auction” as coined by Bergemann et al. [8] to emphasize the sale of *clicks*, since this factor turns out to make information design in click-through auctions significantly different from that in other previously studied auctions. In a click-through auction for selling a single ad position, each bidder i submits a bid b_i expressing his value for each *click* of his ad. Additionally, the seller will estimate a *click through rate* (CTR) r_i for bidder i . The auction runs by ranking bidders according to the *product score* $b_i r_i$, denoted as $b_{(1)} r_{(1)} \geq b_{(2)} r_{(2)} \geq \dots$, and allocates the item to the bidder with the highest product score $b_{(1)} r_{(1)}$. Crucially, since the auction only sells clicks, the winner does not need to pay *unless a click truly happens* in which case the winner pays the second highest score divided by his own CTR, i.e., $b_{(2)} r_{(2)} / r_{(1)}$. When there is only a single ad slot to allocate, it is straightforward to verify that this auction is truthful, *regardless of the CTR values (even mistakenly estimated)*.¹ As a result, the seller’s information advantage of knowing the CTRs *cannot* be exploited to influence the advertisers’ bidding behaviors since it is always their best interest to bid the true value per click v_i . This is crucially different from the information design task in all previously studied auction formats, in which the seller’s information about the item (e.g., the CTR) can be revealed to *alter* bidders’ bidding behaviors. Fundamentally, this is because bidders pay for realized clicks and the probability of receiving a click turns out to not matter in this special auction format. Note that, even in per-impression ad auctions as studied in Badanidiyuru et al. [5], the bidders pay for impressions but care about clicks or conversions, and thus their values are affected by the probability of receiving a click, i.e., the CTR.

Most relevant to ours is the recent work by Bergemann et al. [8], who study the same information design question of optimally revealing the CTR information in click-through auctions. They focused on a simplified setup with *complete information* about the bidders, i.e., the bidders’ values are assumed to be fully known to the seller. A natural *calibration* constraint, originating from Foster and Vohra [23], is imposed

¹Such truthfulness holds only when there is a single slot, which is the case we focus on in this paper. Click-through auctions are well-known to be non-truthful and difficult to analyze when there are multiple slots [21].

on their information design, which simply means the disclosed CTR estimation to each bidder has to be consistent with (i.e., equal in expectation) the true CTR of the bidder. They thus call the new model *calibrated click-through auctions*. Notably, the seller is allowed to privately communicate information with each bidder, which is known as private signaling. They explicitly construct an optimal information structure for symmetric environments, while the characterization of an optimal policy in asymmetric environments remains unknown, even with only two bidders and even with complete information about bidder values. The main contribution of this paper is to extend the setup of Bergemann et al. [8] to the more natural and also more widely studied setup of *Bayesian* bidders with independent values. For this reason, We call our model the *Bayesian calibrated click-through auction*. Interestingly, for this more general setup we obtain positive results that were not possible in the previous complete-information setup of Bergemann et al. [8].

To our knowledge, Bergemann et al. [8] is the first study of information design in auctions in which the revealed information *cannot* influence bidders' behaviors, but only affect the mechanism itself. This gives rise to an intriguing information design problem — in some sense, it is even in contrast to one's first impression about information design, also known as *persuasion* [27], which seeks to exploit information advantage to influence others' behaviors. In contrast, information design in click-through auctions only affects the final allocation and payment of the mechanism but has no effect on bidders' bidding behaviors. From this perspective, information design here is effectively a form of mechanism design. Indeed, a similar phenomenon was observed by Daskalakis et al. [16], who study the *co-design* of information structure and the auction mechanism. They observe that at the optimal co-design, there is no signaling to bidders whatsoever, and the seller will only use the underlying state to decide the item allocation and payment. Our problem is similar, except that we restrict ourselves to the class of click-through auctions. This restriction is motivated by its practical applications.

Before proceeding to describe our results, we briefly highlight the challenges of information design in our problem. Indeed, the difficulty of information design in strategic games is well documented in previous works [18, 10]. Even just for auctions, Emek et al. [22] shows that computing an optimal information design in a second price auction is NP-hard in general for Bayesian bidder values, though it does become polynomial-time solvable in cases with complete information of bidder values. Unfortunately, such tractability does not transfer to the click-through auctions: even the problem of optimal information design in *two-bidder* click-through auctions with complete information about bidder values is left as an open question in Bergemann et al. [8]. Fortunately, they show that when the distributions of CTRs are symmetric, an optimal signaling policy can be characterized. Back to our Bayesian generalization of their setup, we observe that their signaling scheme for the symmetric information environment is no longer applicable because the design of their signaling scheme relies crucially on knowing the exact identity of the winner for any signal realization, which unfortunately becomes uncertain in our Bayesian setup with random bidder values.

Fortunately, we show that the above barrier brings challenges, but also brings opportunities for us to adopt more algorithmic approaches to design approximately optimal signaling schemes. Next, we elaborate on our findings.

1.1 Results

This paper studies information design in the Bayesian calibrated click-through auction. In this paper, we primarily focus on the fundamental situation with two competing bidders, which is already demonstrated to be challenging by Bergemann et al. [8], though some of our results can be easily generalized to a constant number of bidders. Overall, we present encouraging positive results for two setups: (1) a Fully Polynomial Time Approximation Scheme (FPTAS) for computing the optimal signaling scheme in an *arbitrary* information environment; (2) explicit and efficient constructions of simple *prior-free* signaling schemes for *symmetric* information environments with good approximation guarantees. Next, we elaborate on the details.

Our first result, Theorem 3.1, exhibits an FPTAS for computing an approximately revenue-optimal signaling scheme assuming bidders’ value distributions have no point mass. This FPTAS applies to any constant number of bidders. Interestingly, however, our FPTAS does not apply to the complete-information setup of Bergemann et al. [8] because our algorithm leverages the no-point mass property of the density functions of the bidders’ values to prove the Lipschitz continuity of the revenue as a function of the signals, which is crucial for our design of the FPTAS. This illustrates an interesting conceptual message that the seemingly more complex Bayesian valuations actually help us “smooth” the revenue function and lead to better tractability. The key to our proof is to show that there exists an ϵ -optimal signaling scheme which only uses signals (i.e., CTR estimations) of the form $k\epsilon$ for some integer k . This is proved via a series of adjustments to any given optimal signaling scheme. While the aforementioned Lipschitz continuity of the revenue function allows us to round any signal to its nearby discrete signal of form $k\epsilon$ with vanishing loss of revenue, the key challenge in this rounding process is to enforce the calibration constraint — i.e., the posterior mean of the CTR conditioned on the signal has to equal the signal itself. To enforce the calibration constraint during this rounding process, we first reserve a small amount of CTR probability mass. After rounding signals to their nearby discrete neighbors, we adjust the obtained signaling scheme by carefully mixing it with the reserved CTR probability mass to restore the calibration requirement. We show that this process only incurs a small optimality loss. Notably, this FPTAS applies to any auction mechanism, as long as its revenue as a function of signals is Lipschitz continuous.

Our second main result concerns the situation with *symmetric* CTR distribution, as studied also by Bergemann et al. [8]. In this case, the challenge of the Bayesian bidder valuation starts to kick in. Specifically, their optimal signaling scheme for the complete information case ceases to be optimal in our setup and it becomes quite challenging to fully characterize the optimal signaling scheme in this case. Theorem 4.1 examines the popular recent computational model of unknown value distributions, also known as *prior-free* setups [17], where we exhibit a *simple prior-free* signaling scheme. The constructed signaling scheme is based on a parameter coined the *optimal signal ratio*. Intuitively, the construction tries to send as many pairs of signals to the two bidders with the “optimal signal ratio” as possible while maintaining the calibration. The constructed signaling scheme will end up with at most one *non-optimal* pair of signals. By careful analysis of the expected revenue, we find that the optimal signal ratio is at most 1, i.e., the bidder with a high click-through rate receives larger signals (i.e., larger CTR estimations) than the bidder with a low click-through rate. This property allows us to construct a list of signals starting from a high click-through rate towards a low click-through rate by geometrically decreasing the signal, with the optimal signal ratio as a scaling factor. The constructed scheme achieves good approximation as long as the maximum and minimum of the (unknown) value density function do not differ much. The proof mainly consists of (i) establishing a connection between the optimal signaling scheme under the unknown value distribution and the optimal signaling scheme under a uniform value distribution and (ii) providing the approximation ratio of the constructed signaling scheme under a uniform value distribution, which is proved to be 0.995. En route to proving (ii), we show a more general result (Proposition 4.7) which shows that, if the optimal signal ratio is convex in CTR (which is true for various commonly used distributions such as uniform distribution, exponential distribution and standard Weibull distribution with parameter $\gamma \geq 2$ truncated on $[0, 1]$), then a signaling scheme with good approximation can be devised. This result may be of independent interest.

1.2 Additional Discussions on Related Works

Related Works on Information Design in Ad Auctions The most relevant literature to our work is information design in auctions. Bro Miltersen and Sheffet [11] and Emek et al. [22] study information design in a second price auction. They show that an optimal information revelation policy can be obtained if the bidders’ valuations are known, while the problem becomes NP-hard if randomness is involved. Later, Cheng et al. [15] prove a PTAS for the Bayesian model of Emek et al. [22]. Fu et al. [24] study information de-

sign in a Myerson auction and prove that full revelation is optimal. Badanidiyuru et al. [5] study signaling scheme design in a second-price auction motivated by re-targeting feature in per-impression ad auctions. Recently, Bergemann et al. [9] provide characterizations for the optimal information disclosure policy in a second price auction with uninformed bidders.

Related Works on Sale of Information Another line of related literature is the sale of information, which also selectively reveals information for revenue improvement but without a fixed mechanism format like ours. As far as we know, Babaioff et al. [2] is the first to study the information selling problem computationally, whose results are later improved in Chen et al. [14] by directly recommending action as a signal. Bergemann et al. [6] characterize the optimal information pricing in a binary environment, after which Cai and Velegkas [12] study the problem computationally. Liu et al. [31] characterize the optimal scheme for selling information to a binary-decision buyer. A series of works along this line studies information selling in varied setups [29, 37, 7].

Related Works on Bayesian Persuasion Finally, our work is related to the general theme of Bayesian persuasion, in which the sender sends signals to influence the receivers' decision. Information design in auctions can be viewed as one application of Bayesian persuasion. This problem was first studied by Kamenica and Gentzkow [28]. The most relevant literature is the private Bayesian persuasion, as we need to design a private signaling scheme for multiple receivers (i.e., the bidders). To the best of our knowledge, the private Bayesian persuasion was proposed by Arieli and Babichenko [1], followed by a series of recent algorithmic studies [4, 20, 3]. There are also other recent works on public persuasion [36] and persuasion with limited resources [25]. We also refer interested readers to a comprehensive survey by Dughmi [19].

2 Preliminaries

We consider the (arguably more natural) Bayesian version of the *calibrated click-through auction* of Bergemann et al. [8], which is directly motivated by advertising auctions. At a high level, bidders in this auction are ranked by the products of their *private values* (i.e., the willingness-to-pay per click) and the seller's prediction of *click-through-rate* (*abbr.* CTR). Bergemann et al. [8] consider a basic setup in which bidders' private values are perfectly known to the seller. In this paper, we generalize their problem to the Bayesian setup by assuming that bidders' values are independently drawn from distributions. While each bidder knows his own private value, the seller only knows the distributions of bidder values (though our second main result further removes this assumption). This generalization is more aligned with the rich literature of Bayesian auction design, starting from the seminal work of Myerson [32]. Similar to Bergemann et al. [8], we also aim to design a revenue-maximizing auction. Different from classic auction design, the seller in a click-through auction has an additional knob to tune, i.e., informing bidders about their CTRs through partial information disclosure (also known as *information design* [27]). So the optimal auction requires designs of both *incentives* and *information*.

In the following, while our main results focus on the two-bidder case, we describe the more general setting with n bidders. Assume the private value v_i of bidder (she) $i = 1, 2, 3, \dots, n$ is independently drawn from some known distribution $F_i(v_i)$ (with a density function $f_i(v_i)$), over some bounded interval $[a, b]$ with $a, b \in \mathbb{R}_{\geq 0} \cup \{\infty\}$ and $a < b$. Note that the density functions $f_1(v_1), f_2(v_2), \dots, f_n(v_n)$ are not necessarily identical. As seen, our problem is a natural Bayesian variant of Bergemann et al. [8], whose settings can be obtained by allowing $f_i(v_i)$ to be some Dirac δ -function. i.e., a point distribution.

When auctions start, the seller privately observes a CTR vector $r = (r_1, r_2, \dots, r_n) \in [\underline{r}, 1]^n$ for n bidders, which is drawn from a commonly known joint distribution $\lambda(r)$. $\underline{r} > 0$ is a small positive value close to 0. The CTR r_i represents the probability of the bidder i 's ad being clicked, which may be estimated by

the seller with some machine learning method. For bidder i , assume the marginal probability $\lambda(r_i) \geq c$, where c is a small positive value since it does not make sense to consider a CTR with a marginal probability arbitrarily close to 0 in practice.

To maximize his revenue, the seller may privately disclose some information about r_i to bidder i . Suppose the seller has the power of commitment, and he designs a signaling scheme denoted as π , which is also observed by the bidders. Hence, conditioning on observing CTR vector r , the seller sends signal $s = (s_1, s_2, \dots, s_n)$ with probability $\pi(s|r)$, where s_i is the signal privately sent to bidder i . In the rest of the paper, we assume that $r_i \in \mathcal{R}$ with \mathcal{R} being a discrete and finite set of CTR values.

Calibrated Click-Through Auction The calibrated click-through auction was previously studied by Bergemann et al. [8]. Initially, each bidder privately observes her value v_i and the seller privately observes the CTR vector r . The seller then sends a signal s_i to each bidder i privately. Upon receiving the signal s_i , bidder i submits her bid b_i to the auction and the auction determines the winner i^* by selecting the one with the highest product, i.e., $b_{i^*} s_{i^*} = \max_j b_j s_j$, and charges the winner for each realized click by

$$p_{i^*} = \max_{j \neq i^*} \frac{b_j s_j}{s_{i^*}}.$$

The winner only pays when a click is received. Hence, the seller's expected revenue is $r_{i^*} p_{i^*}$.

One can easily prove that the auction is truthful for any s_1, \dots, s_n , as it follows the “minimum-bid-to-win” payment rule. Therefore, without loss of generality, we will assume $b_i \equiv v_i$ in the rest of the paper.

Similar to Bergemann et al. [8], we adopt the concept *calibration* to information design. Given any private signal $s_i = s'_i$, bidder i 's posterior estimation of CTR r_i should be equal to s'_i , i.e.,

$$E[r_i | s_i = s'_i] = s'_i. \quad (1)$$

The calibration constraint implies that bidders do not need to estimate the CTR conditioning on the observed signal in order to adjust their bids as in Emek et al. [22].

By the formula of calibration constraint (1), the signal s_i sent must be within $[\underline{r}, 1] \subseteq [0, 1]$. One important observation in Bergemann et al. [8] is that if the CTRs and signals are discrete, we can rewrite (1) as

$$\sum_{(r,s): s_i = s'_i} \lambda(r) \pi(s|r) (r_i - s'_i) = 0. \quad (2)$$

Bayesian Calibrated Click-Through Auction We focus on the seller's information design problem, i.e., to design a signaling scheme π in order to maximize the seller's expected revenue. The problem is formulated as below,

$$\begin{aligned} \max_{\pi, s} \quad & \sum_r \lambda(r) \sum_s \pi(s|r) \int_v f(v) R(r, v, s) dv \\ \text{subject to} \quad & E[r_i | s_i = s'_i] = s'_i \quad \forall s'_i \in [0, 1], \forall i \\ & \pi(s|r) \in [0, 1], \sum_s \pi(s|r) = 1, \quad \forall r, s \in [0, 1]^n, \end{aligned} \quad (3)$$

where $f(v) = f_1(v_1) \cdot f_2(v_2) \cdots f_n(v_n)$ is the density function of $v = (v_1, v_2, \dots, v_n)$, and the revenue $R(r, v, s) = r_{i^*} \frac{\max_{j \neq i^*} v_j \cdot s_j}{s_{i^*}}$. Since both the signals s and the probabilities of sending signals $\pi(s|r)$ are variables, the objective of program (3) is non-convex. Hence the program is non-convex.

In the rest of our paper, we mainly focus on the case of 2 bidders. Given the CTR vector $r = (r_1, r_2)$ and signal $s = (s_1, s_2)$, the seller's expected revenue is

$$\begin{aligned} R(r, s) &= \int_v f(v) R(r, v, s) dv \\ &= \int_a^b r_1 \cdot \frac{v_2 s_2}{s_1} \Pr(v_1 s_1 \geq v_2 s_2 | v_2) f_2(v_2) dv_2 + \int_a^b r_2 \cdot \frac{v_1 s_1}{s_2} \Pr(v_2 s_2 \geq v_1 s_1 | v_1) f_1(v_1) dv_1, \end{aligned} \quad (4)$$

where $\Pr(v_1 s_1 \geq v_2 s_2 | v_2)$ is the probability of bidder 1 winning given that bidder 2's value is v_2 (similarly for $\Pr(v_2 s_2 \geq v_1 s_1 | v_1)$).

Our problem differs from Bergemann et al. [8] in a crucial way: With any fixed s , the winner is also fixed in Bergemann et al. [8] since they have complete information on v , while in our case, either bidder can be the winner with some probability due to the uncertainty in their valuations. This difference somewhat “smooths” our objective function while at the same time brings new challenges.

3 Click-Through Auction in General Environments

In this section, we present an FPTAS for Problem (3) achieving $1 - O(\epsilon)$ approximation for the case of two bidders². This result hinges on a minor continuity assumption on bidders' value distribution. That is, we assume every distribution F_i has no point mass³ and has finite second moment, i.e., $\mathbb{E}_{v_i \sim F_i}[v_i^2] < \infty$. Under these two mild technical assumptions, we prove the following theorem.

Theorem 3.1 *For any instance of $n = 2$ bidders and a small positive number $\epsilon > 0$, we can obtain a signaling scheme $\bar{\pi}$, which achieves (multiplicative) $1 - O(\epsilon)$ approximation to the optimal revenue. The time complexity of the algorithm is $\text{poly}(|\mathcal{R}|, \frac{1}{\epsilon})$, where $|\mathcal{R}|$ is the size of set \mathcal{R} .*

To prove Theorem 3.1, we resort to strategy discretization. The key technical challenge in our proof is to retain all the calibration constraints after discretization, which we discuss in detail later.

- Reformulate (3) as a linear program with infinite dimension, and convert the infinite-dimensional program into a finite-dimensional one by discretizing the signal space;
- Prove that the solution to the discrete program approximates the optimal solution to the original infinite-dimensional one.

The first step can be done by enumerating all possible signals from the feasible space in the program instead of considering the signals as variables. It is important to notice that all the signals inducing the same posterior distributions are essentially equivalent, and hence it suffices to include each element exactly once from the signal space.

The second step is more involved. Essentially, we will prove two things:

- a). For any signaling scheme, the value of the discrete objective is sufficiently close to the original objective. This is a consequence of the following Lipschitz continuity of revenue function $R(r, s)$, the proof of which is deferred to Appendix A.

²Later in Corollary 3.3, we argue the same technique applies to any constant number of bidders setting.

³The no-point-mass assumption alleviates the tie-breaking problem arising in the case of deterministic bidders' values. A discussion on this assumption is in Appendix C.

Lemma 3.2 $R(r, s)$ is Lipschitz continuous in $s = (s_1, s_2) \in [r, 1]^2$ with some constant C_2 , for any given $r = (r_1, r_2)$.

- b). For any solution to the original infinite dimensional program, there exists a corresponding feasible solution to the discrete program that is sufficiently close to the original solution.

These two properties together can ensure the existence of a solution to the discrete program yielding the revenue that approximates the optimal solution of the original infinite dimensional program. Thus by solving the discrete program in polytime, we can get an approximately optimal solution.

The major challenge here is to prove property b), as any naïve rounding of a signaling scheme from the continuous signal space to a discrete space would break the calibration constraints and hence end up with an infeasible rounded signaling scheme to the discrete program. To circumvent the difficulty, we introduce a novel technique to retain all the calibration constraints.

At a high level, we will reserve a small amount of probability mass from the given signaling scheme at the beginning and only apply rounding to the remaining probability mass. After the rounding step, we will redistribute the reserved probability mass to carefully fix all the calibration constraints broken by the rounding step. In particular, one has to be extremely careful to avoid the straightforward discretization structure of the signal space, because otherwise a large fraction of probability mass reservation will be needed for the fixing stage, which leads to a significant revenue loss and fails the $1 - O(\epsilon)$ approximation.

Proof of Theorem 3.1. The overview of the proof is as follows. Given an optimal signaling scheme π in continuous signal space, we first obtain a new signaling scheme by proportionally scaling down π with $1 - O(\epsilon)$. This step will save probability mass $O(\epsilon)$. Then, we round the signals in π to some nearby discretized signals, by which the rounded signals may no longer be calibrated. Finally, we use the reserved probability mass $O(\epsilon)$ to adjust the obtained signaling scheme so that it becomes calibrated again. We show that the above discretization only results in (multiplicatively) $O(\epsilon)$ loss of the optimal revenue. The proof is divided into three steps. In the following, the probability mass is defined as $x(r, s) = \lambda(r)\pi(s|r)$ so that $\sum_{r,s} x(r, s) = 1$.

Discretization of the Signal Space. We show the discretization of the signal space for bidder 1. A similar discretization is applied to bidder 2. Let the smallest CTR of bidder 1 be \underline{r}_1 and the largest one be \bar{r}_1 . Since the signal s_1 sent by bidder 1 must be within $[\underline{r}_1, \bar{r}_1]$, we discretize the signal space $[\underline{r}_1, \bar{r}_1]$ by $\frac{1}{\epsilon}$ steps, where ϵ is some small positive number and the length of each step is $\rho = \epsilon(\bar{r}_1 - \underline{r}_1)$. Hence, the discrete signal space is $D = \{\underline{r}_1, \underline{r}_1 + \rho, \underline{r}_1 + 2\rho, \dots, \underline{r}_1 + k\rho, \frac{\bar{r}_1 + \underline{r}_1}{2}, \underline{r}_1 + (k+1)\rho, \dots, \bar{r}_1\}$. It is important to note that we include the middle point $\frac{\bar{r}_1 + \underline{r}_1}{2}$ in the discretized space. To ease exposition, we assume the middle point $\frac{\bar{r}_1 + \underline{r}_1}{2}$ coincides with $\underline{r}_1 + m\rho$ for some m .

Step 1. Given the optimal signaling scheme π in the original continuous signal space and the optimal revenue OPT , we first construct a new signaling scheme π' by proportionally scaling down the conditional probability $\pi'(s|r) = (1 - O(\epsilon))\pi(s|r)$. Then, at most $O(\epsilon)$ probability mass is reserved. Also, $O(\epsilon) \cdot OPT$ revenue is lost by comparing π' with π because the objective function is linear in π . The calibration constraint is still maintained in π' .

Step 2. We round the continuous signals to a discretized signal space, by which the calibration constraint may be violated. We retain the calibration constraint by carefully adjusting the signaling scheme. Denote the constructed signaling scheme obtained in this step as $\bar{\pi}$. For ease of notation, we reuse π to denote π' obtained in Step 1.

Without loss of generality, we consider bidder 1 in the following discussion. The rounding process works as

follows: If $s_1 > \frac{\bar{r}_1 + r_1}{2}$ and $r_1 + k\rho \leq s_1 < r_1 + (k+1)\rho$ for some k , then we round it to $\bar{s}_1 = r_1 + k\rho$. If $s_1 \leq \frac{\bar{r}_1 + r_1}{2}$ and $r_1 + k\rho < s_1 \leq r_1 + (k+1)\rho$ for some k , then we round it to $\bar{s}_1 = r_1 + (k+1)\rho$. A similar rounding process is used for signal s_2 . Let $\bar{\pi}(\bar{s}|r) = \pi(s|r)$. By Lemma 3.2, we know that the rounding process results in loss $|R(r, s) - R(r, \bar{s})| \leq O(\rho) \leq O(\epsilon)$, due to the Lipschitz continuity of $R(r, s)$. Hence, the rounding process causes at most $O(\epsilon)$ revenue loss.

Recall that in Step 1, $O(\epsilon)$ probability mass is reserved. After the above rounding process, the calibration constraint may no longer hold. In the following, the reserved $O(\epsilon)$ probability mass will be used to make the signals calibrated again.

Suppose that the original signal $s_1 > \frac{\bar{r}_1 + r_1}{2}$. When observing its rounded signal $\bar{s}_1 = r_1 + k\rho$ for some k , bidder 1 computes the estimation $\mu = \mathbb{E}[r_1 | \bar{s}_1 = r_1 + k\rho]$. We know that $r_1 + k\rho \leq \mu < r_1 + (k+1)\rho$, whose argument is as follows. Suppose there are only two different signals s_1^a and s_1^b which will be rounded to $\bar{s}_1 = r_1 + k\rho$. With the signaling scheme π (obtained after Step 1), we have (the equality is due to that signals s_1^a and s_1^b are calibrated in π)

$$\begin{aligned} r_1 + k\rho \leq s_1^a &= \frac{\sum_r r_1 \lambda(r) \sum_{s:s_1=s_1^a} \pi(s|r)}{\sum_r \lambda(r) \sum_{s:s_1=s_1^a} \pi(s|r)} < r_1 + (k+1)\rho \\ r_1 + k\rho \leq s_1^b &= \frac{\sum_r r_1 \lambda(r) \sum_{s:s_1=s_1^b} \pi(s|r)}{\sum_r \lambda(r) \sum_{s:s_1=s_1^b} \pi(s|r)} < r_1 + (k+1)\rho \end{aligned}$$

After the above rounding process, we have (note that by now, $\bar{\pi}(\bar{s}|r) = \pi(s|r)$ still holds.)

$$r_1 + k\rho \leq \mu = \mathbb{E}[r_1 | \bar{s}_1 = r_1 + k\rho] = \frac{\sum_r r_1 \lambda(r) \sum_{s:s_1=s_1^b} \pi(s|r) + \sum_r r_1 \lambda(r) \sum_{s:s_1=s_1^a} \pi(s|r)}{\sum_r \lambda(r) \sum_{s:s_1=s_1^b} \pi(s|r) + \sum_r \lambda(r) \sum_{s:s_1=s_1^a} \pi(s|r)} < r_1 + (k+1)\rho.$$

The above argument can be extended to the case that multiple signals s_1' are rounded to $\bar{s}_1 = r_1 + k\rho$. For simplicity, we denote the posterior estimation as $\mu = \frac{b_k}{a_k}$, where $b_k = \mathbb{E}[r_1, \bar{s}_1 = r_1 + k\rho] = \sum_r r_1 \lambda(r) \sum_{\bar{s}:\bar{s}_1=r_1+k\rho} \bar{\pi}(\bar{s}|r)$ is the expected value of click-through-rate r_1 when the observed signal is \bar{s}_1 and $a_k = \Pr(\bar{s}_1 = r_1 + k\rho) = \sum_r \lambda(r) \sum_{\bar{s}:\bar{s}_1=r_1+k\rho} \bar{\pi}(\bar{s}|r)$ is the total probability mass of observing \bar{s}_1 .

If the calibration constraint does not hold, i.e., $\mu \neq r_1 + k\rho$, then we can adjust the signaling scheme by picking some CTR state (r_1, r_2) for some arbitrary r_2 , and map it to a new signal $(r_1 + k\rho, r_2)$ with carefully tuned probability mass $\delta_k = \lambda(r = (r_1, r_2)) \cdot \bar{\pi}(s = (r_1 + k\rho, r_2) | r = (r_1, r_2))$ (i.e., we add a new column to $\bar{\pi}$ with entry $\bar{\pi}(s = (r_1 + k\rho, r_2) | r = (r_1, r_2)) > 0$ while other entries in this column being 0 to make the calibration constraint satisfied again. Next, we argue that this step only needs $O(\epsilon)$ probability mass in total to make all the rounded signals \bar{s}_1 sent to bidder 1 calibrated again, i.e., $\sum_k \delta_k = O(\epsilon)$. Note that we can send (r_1, r_2) for multiple r_2 , and the analysis remains the same.

Suppose that after mapping (r_1, r_2) to a new signal with probability mass δ_k , the calibration constraint is satisfied, i.e., $\mu = r_1 + k\rho$. Then, the posterior estimation can be computed as $\mu = \frac{b_k + r_1 \delta_k}{a_k + \delta_k} = r_1 + k\rho$. Simple calculation leads to $\delta_k = \frac{b_k - a_k(r_1 + k\rho)}{k\rho}$. Note that from the above discussion $r_1 + k\rho \leq \frac{b_k}{a_k} < r_1 + (k+1)\rho$, by which we know

$$b_k \geq a_k(r_1 + k\rho), \quad b_k < a_k(r_1 + (k+1)\rho),$$

Hence, we have $0 < \delta_k < \frac{a_k \rho}{k\rho}$, since $b_k < a_k(r_1 + (k+1)\rho)$. Our choice of s_1 satisfies $s_1 \geq r_1 + k\rho \geq \frac{\bar{r}_1 + r_1}{2}$. This implies $k\rho > \frac{\bar{r}_1 - r_1}{2}$. Consequently, $\delta_k < \frac{a_k \rho}{k\rho} \leq 2a_k \epsilon$, because $\rho = \epsilon(\bar{r}_1 - r_1)$. The set of signals used in the new signaling scheme for bidder 1 will be $D \cup \mathcal{R}$.

Similar analysis as above is also applied to the case $s_1 \leq \frac{\bar{r}_1 + r_1}{2}$ with $\underline{r}_1 + k\rho < s_1 \leq \underline{r}_1 + (k+1)\rho$. It will be rounded to some $\underline{r}_1 + (k+1)\rho$, and we similarly have $\underline{r}_1 + k\rho < \mathbb{E}[r_1 | \bar{s}_1 = \underline{r}_1 + (k+1)\rho] = \frac{b_{k+1}}{a_{k+1}} \leq \underline{r}_1 + (k+1)\rho$. The a_{k+1} and b_{k+1} are defined similarly as in the case $s_1 > \frac{\bar{r}_1 + r_1}{2}$. To retain the calibration constraint, we pick the CTR state $r = (\bar{r}_1, r_2)$ for some arbitrary r_2 and map it to signal $(\underline{r}_1 + (k+1)\rho, r_2)$ with probability mass

$$\delta_{k+1} = \frac{a_{k+1}(\underline{r}_1 + (k+1)\rho) - b_{k+1}}{\bar{r}_1 - (\underline{r}_1 + (k+1)\rho)} \leq \frac{a_{k+1}\rho}{\bar{r}_1 - (\underline{r}_1 + (k+1)\rho)} \leq 2a_{k+1}\epsilon$$

where the first inequality is due to $b_{k+1} > a_{k+1}(\underline{r}_1 + k\rho)$ while the second one is due to $s_1 \leq \underline{r}_1 + (k+1)\rho \leq \frac{\bar{r}_1 + r_1}{2}$ in this case and thus $\bar{r}_1 - (\underline{r}_1 + (k+1)\rho) \geq \frac{\bar{r}_1 - r_1}{2}$.

We sum up the total probability mass needed to adjust all the signals $\sum_k \delta_k \leq 2 \sum_k a_k \epsilon$ where $\sum_k a_k = \sum_k \Pr(\bar{s}_1 = \underline{r}_1 + k\rho)$. Note that $\sum_k a_k \leq 1$ because of the probability constraint of a signaling scheme. Hence, $\sum_k \delta_k \leq O(\epsilon)$. Similar rounding and adjustment process can be applied to signal s_2 sent to bidder 2 so that the calibration constraint is satisfied again. Note that from the above analysis, we can see when rounding and adjusting signal s_i for bidder i , it does not affect the calibration of signals of bidder $j \neq i$. Hence, we can do the rounding and calibration for each bidder separately, and the total probability mass used for adjustment is $2O(\epsilon) = O(\epsilon)$.

Step 3. To make the new signaling scheme satisfy the probability distribution constraint, directly map the CTR r to some new signal $s = r$ with the remaining probability mass after the adjustment of the signaling scheme.

Finally, as discussed above, the revenue loss is at most $O(\epsilon)OPT$ which is caused by the reservation of probability mass in Step 1 and the discretization in Step 2. We now finish the proof for the existence of an approximately optimal signaling scheme in the discrete signal space.

Polynomial Solvability. The number of discrete signals used is $O(\frac{1}{\epsilon^2} + |\mathcal{R}|^2)$. There are at most a finite number of states $|\mathcal{R}|^2$. Hence, totally there are $O(\frac{|\mathcal{R}|^2}{\epsilon^2} + |\mathcal{R}|^4)$ unknown variables. With the set of discrete signals provided, Problem (3) becomes a linear program. The number of constraints is then also polynomial $poly(\frac{1}{\epsilon})$. Hence, we can compute the approximately optimal signaling scheme $\bar{\pi}$ in $poly(|\mathcal{R}|, \frac{1}{\epsilon})$ time by solving a linear program of (3) with discretized signals. \square

It is worthwhile here to compare our FPTAS in Theorem 3.1 with a recent FPTAS by Babichenko et al. [4] for multi-channel Bayesian persuasion, and highlight their key differences. While both rely on the continuity of the sender's utility functions, their techniques are significantly different. Specifically, the FPTAS of Babichenko et al. [4] applies to a constant number of states but many receivers (i.e., bidders) whereas our FPTAS applies to many states but a constant number of bidders. Their FPTAS discretizes the space of distributions over the states (thus requires a constant number of states) whereas our FPTAS discretizes the space of posterior CTR mean, which is why we have to adjust the scheme to satisfy the calibration constraints. Our choice of discretizing posterior means is due to its direct usage in click-through auctions. Such a special structure and the resultant challenges of fixing calibration constraint violation — which is the core difficulty in our proof — is not present in the setup of Babichenko et al. [4].

The above analysis easily generalizes to the case of any constant number of bidders, in which by solving the linear program, an approximation of $1 - O(\epsilon)$ can still be achieved. The remaining thing we need to show is that the expected revenue $R(r, s)$ is still Lipschitz-continuous in signal s for any constant number of bidders, whose proof is relegated to Appendix B.1 for completeness.

Corollary 3.3 *For any instance of some constant n bidders and a small positive number $\epsilon > 0$, we can obtain a signaling scheme $\bar{\pi}$, which achieves (multiplicatively) $1 - O(\epsilon)$ approximation to the optimal revenue. The time complexity of the algorithm is $\text{poly}(|\mathcal{R}|, \frac{1}{\epsilon})$.*

We further notice that the discretization technique applied to Theorem 3.1 is in fact regardless of the expected revenue $R(r, s)$. To retain the calibration constraint and preserve the approximation simultaneously, one basic requirement is that $R(r, s)$ needs to be Lipschitz-continuous in signal s . Therefore, our algorithm can be treated as a framework that can accommodate different auctions (with Lipschitz continuous expected revenue $R(r, s)$) and maintain the calibration of signals. Based on this observation, we consider one simple modified auction: a click-through auction with a reserved price. Reserve prices are widely studied in the literature and commonly used in the industry [34, 33]. Similarly, we only need to show $R(r, s)$ of this modified auction is Lipschitz-continuous for Corollary 3.4 to be true, which is relegated to Appendix B.2 for completeness.

Corollary 3.4 *Consider the click-through auction with some fixed reserve price p , where the price that winner i^* needs to pay per click is defined as $p_{i^*} = \max\{p, \max_{j \neq i^*} \frac{v_j s_j}{s_{i^*}}\}$. For any such instance of two bidders and a small positive number $\epsilon > 0$, we can obtain a signaling scheme $\bar{\pi}$, which achieves (multiplicatively) $1 - O(\epsilon)$ approximation to the optimal revenue. The time complexity of the algorithm is $\text{poly}(|\mathcal{R}|, \frac{1}{\epsilon})$.*

4 Click-Through Auction in Symmetric Environments

Theorem 3.1 provides an FPTAS that requires solving a large-scale linear program. In practice, the seller may prefer a simple mechanism so that it is easy to implement and the properties of outcomes are predictable. This section concerns “simple” and approximately-optimal information structures with 2 bidders but in symmetric environments as defined by Bergemann et al. [8]. An environment is *symmetric* if 1) the distribution of the products $v_1 r_1, v_2 r_2, \dots, v_n r_n$ are exchangeable, and 2) the values v_i ’s are i.i.d. drawn from a distribution $F(v)$. Hence, the symmetric environment further implies that the distribution of r_1, r_2, \dots, r_n are also exchangeable, i.e., $\lambda(r_1, r_2, \dots, r_n) = \lambda(\text{perm}(r_1, r_2, \dots, r_n))$ where $\text{perm}(\cdot)$ is a permutation function. For the purpose of easy exposition, we allow the r_i to be drawn from a slightly enlarged interval $[0, 1]$, with which the results obtained hold for $r_i \in [\underline{r}, 1]$ as in our original setting.

Definition 4.1 *The distribution $F(v)$ (with density $f(v)$) has a monotone hazard rate (MHR) if the “hazard rate” of the distribution $\frac{f(v)}{1-F(v)}$ is increasing in v .*

The *monotone hazard rate* (MHR) is a standard assumption used in economics [5, 26, 13]. Many distributions are MHR, such as uniform distribution, exponential distribution, gamma distribution, etc. Note that the MHR implies regularity proposed by Myerson [32].

The primary result of this section is a “simple” signaling scheme that achieves good approximation. More interestingly, the scheme itself requires no knowledge about the value distribution $F(v)$ (though its guarantees rely on properties of F).

Theorem 4.1 *There exists a signaling scheme that guarantees a (multiplicative) $0.995 \cdot (\underline{f}/\bar{f})^2$ -approximation for any MHR distribution $F(v)$ with continuous density $f(v)$ supported on an interval $[0, c]$ for some $0 < c < \infty$, where \bar{f} and \underline{f} are the maximum and minimum values of $f(v)$, respectively.*

We remark that the signaling scheme in Theorem 4.1 is *simple* in the sense that its construction is parameterized by a single parameter called *optimal signal ratio*. The information design problem then reduces

to a single-dimensional empirical optimization problem in practice. More importantly, Theorem 4.1 also provides a robust solution to the problem, which can be very useful when it is hard or costly to accurately estimate the distributions of bidder values.

4.1 Key Primitive of the Construction: the Optimal Signal Ratio

Before proceeding to the proof, we discuss the main ingredient for the construction of the signaling scheme, the *optimal signal ratio*. Given a CTR vector $r = (h, l)$ (without loss of generality, assume $h \geq l$) and a signal pair $s = (s_1, s_2)$, the expected revenue by (4) can be rewritten as (note that $f(v) = 0, \forall v \notin [0, c]$)

$$R(r, s) = \int_0^c \left(h \cdot \frac{v_2 s_2}{s_1} \right) \int_{\frac{v_2 s_2}{s_1}}^c f(v_1) dv_1 f(v_2) dv_2 + \int_0^c \left(l \cdot \frac{v_1 s_1}{s_2} \right) \int_{\frac{v_1 s_1}{s_2}}^c f(v_2) dv_2 f(v_1) dv_1. \quad (5)$$

Clearly, from (5), the expected revenue is determined by the signals through their ratio $x = \frac{s_2}{s_1}$, which we call the *signal ratio*. We define the *optimal signal ratio* to be the signal ratio maximizing (5). In the rest of the paper, without loss of generality, we assume $h = 1$. Then the optimal signal ratio only depends on the smaller CTR l , denoted as $x(l)$ with $l \in [0, 1]$.

Lemma 4.2 *The optimal signal ratio $l < x(l) \leq 1$ for $l \in [0, 1)$ and $x(1) = 1$.*

The proof of Lemma 4.2 is the direct result of Lemma D.1 and D.2 in Appendix D, where more discussion about the properties of $x(l)$ can be found. Lemma 4.2 implies that the optimal signal ratio $x(l)$ is above the line $x = l$; see $x(l)^{k_1}$ in Figure 1 (A) for an example. One interesting implication of Lemma 4.2 is that without the calibration constraint, it would be optimal for the seller to only send pairs of signals with optimal signal ratio where a larger (*resp.* smaller) signal is observed by the bidder with a higher (*resp.* lower) CTR, which motivates the construction of the signaling scheme.

As an application of Lemma 4.2, we observed that $x(l) = 1$ for $l \in [0, 1]$ for any *exponential distribution*. It turns out that in this special case, the revenue-maximizing calibrated signaling scheme is simply to reveal no information, i.e., always sending one calibrated signal pair with $s_1 = s_2 = E[r_i]$. This leads to the following proposition, whose proof is deferred to Appendix E.5.

Proposition 4.3 *If the value distribution is an exponential distribution with density $f(v) = \lambda e^{-\lambda v}, v \geq 0, \lambda > 0$, the signaling scheme revealing no information is revenue-optimal.*

4.2 Construction of the Simple Signaling Scheme

In this part, we present the construction of a simple signaling scheme. Recall that given the smaller CTR l , the maximum expected revenue is achieved when $\frac{s_2}{s_1} = x(l)$, i.e., the optimal signal ratio. In other words, one can construct an approximately optimal signaling scheme by sending signal pairs of the optimal signal ratio $x(l)$ as frequently as possible, while maintaining the calibration constraints.

Based on the above intuition, we then present the construction of the simple signaling scheme π depicted in CONSTRUCTION 1. Since the CTRs of bidders are exchangeable, we can separately consider the signaling scheme for each pair of CTR vectors. Without loss of generality, consider a pair of CTR vectors $(l, 1)$ and $(1, l)$ such that $\lambda(r = (l, 1)) = \lambda(r = (1, l)) = \frac{1}{2}$. In particular, we assume $x(l) < 1$ (otherwise, optimality can be easily achieved by revealing no information).

With properly chosen parameter p_0 , the constructed signaling scheme is calibrated and valid (see Appendix E.1). Note that by (8), the probability mass $z = 0$ if $\sigma_0 = l$, which implies all the signals sent are of the optimal signal ratio. Therefore, the optimal expected revenue is achieved.

ALGORITHM 1: Construction of *Simple* Signaling Scheme

1. Given CTR vector $r = (1, l)$, we compute a list of candidate signals $\sigma_0, \sigma_1, \dots, \sigma_{K-1}$, where $K = \lfloor \log_{x(l)} l \rfloor$ such that $x(l)^{K+1} \leq l \leq x(l)^K$. The signal σ_i is computed as below

$$\sigma_K = 1, \sigma_0 = x(l)^K, \sigma_i = \sigma_{i-1} \cdot x(l), \forall i \in [K]. \quad (6)$$

2. Define $p(r, s) = \lambda(r)\pi(s|r)$ as the probability mass of sending signal s conditioning on CTR r . Let $(l, 1)$ and $(1, l)$ send signals (σ_k, σ_{k+1}) and (σ_{k+1}, σ_k) , respectively, with the same probability mass $p\left((l, 1), (\sigma_k, \sigma_{k+1})\right) = p\left((1, l), (\sigma_{k+1}, \sigma_k)\right) = p_k, \forall k \in \{1, 2, \dots, K-1\}$, where p_k is computed as

$$p_k = p_{k-1} \cdot \frac{1 - \sigma_k}{\sigma_k - l} = p_0 \prod_{i=1}^k \frac{1 - \sigma_i}{\sigma_i - l}, \forall k \in \{1, 2, \dots, K-1\}. \quad (7)$$

3. By the above construction, we know $p\left((l, 1), (\sigma_{K-1}, 1)\right) = p\left((1, l), (1, \sigma_{K-1})\right) = p_{K-1}$. To maintain calibration constraint, the seller will additionally send signal (σ_0, σ_0) with $p\left((l, 1), (\sigma_0, \sigma_0)\right) = p\left((1, l), (\sigma_0, \sigma_0)\right) = z$, where

$$z = p_0 \cdot \frac{\sigma_0 - l}{l + 1 - 2\sigma_0}. \quad (8)$$

4. Choose a proper p_0 (other parameters z, p_i are then determined) so that

$$z + p_0 + p_1 + \dots + p_{K-1} = \lambda(r) = \frac{1}{2}$$

Remark 4.1 As mentioned previously, the construction only depends on one parameter, the optimal signal ratio $x(l)$. Besides, the scheme has a clear structure, i.e., computing a geometric series of signals $\{\sigma_i\}$ and then assigning probabilities, both of which can be done efficiently.

We then give a concrete example, where Table 1 describes the constructed signaling scheme.

Example 4.1 Let $f(v)$ be the uniform distribution over $[0, 1]$. The click-through rates are $h = 1$ and $l = 0.6$, with $\lambda((h, l)) = \lambda((l, h)) = 0.5$. By solving (5), we obtain the optimal signal ratio $x = \frac{9}{10}$. We consider $k = 4$ levels of signals within $[0.6, 1)$ as $\sigma_0 = (\frac{9}{10})^4, \sigma_1 = (\frac{9}{10})^3, \sigma_2 = (\frac{9}{10})^2, \sigma_3 = \frac{9}{10}, \sigma_4 = (\frac{9}{10})^0 = 1$. The signaling scheme is given by Table 1, where the probabilities z and p_0, p_1, p_2, p_3 are determined according to (7) and (8) to keep the construction a calibrated signaling scheme.

| $\begin{matrix} s \\ r \end{matrix}$ | (σ_0, σ_0) | (σ_0, σ_1) | (σ_1, σ_2) | (σ_2, σ_3) | (σ_3, σ_4) | (σ_1, σ_0) | (σ_2, σ_1) | (σ_3, σ_2) | (σ_4, σ_3) |
|--------------------------------------|------------------------|------------------------|------------------------|------------------------|------------------------|------------------------|------------------------|------------------------|------------------------|
| $(0.6, 1)$ | z | p_0 | p_1 | p_2 | p_3 | 0 | 0 | 0 | 0 |
| $(1, 0.6)$ | z | 0 | 0 | 0 | 0 | p_0 | p_1 | p_2 | p_3 |

Table 1: Example of a signaling scheme. Each entry corresponds to $\lambda(r)\pi(s|r)$, i.e., the probability mass of sending signals $s = (\sigma_i, \sigma_j)$ when observing the CTR vector r .

Note that all signal pairs except (σ_0, σ_0) follows the optimal signal ratio $x = \frac{9}{10}$. Hence the revenue suboptimality only happens when sending the signal $s = (\sigma_0, \sigma_0)$, of which the probability mass is $z \approx 0.016$. It turns out that the expected revenue of this calibrated signaling scheme is 0.2698. In contrast, by relaxing the calibration constraint, the maximum revenue one can achieve is 0.27 (i.e., always sending

signals of the optimal signal ratio $9/10$). Since 0.27 is clearly an upper bound of the optimal revenue for any calibrated signaling scheme, the revenue loss of our construction is less than 0.075% .

We remark that the revenue loss decreases very quickly as the number of signals k increases. In this example, if $l = 0.2$ instead, then the optimal signal ratio $x(l) = \frac{4}{5}$ and we can choose $k = 7$, yielding a much smaller probability mass of sending suboptimal signals $z \approx 1.5 \times 10^{-5}$.

4.3 Proof of Theorem 4.1

We first show a special case of Theorem 4.1, which is also a cornerstone for the main proof. That is, if the value distribution is uniform (i.e., $\underline{f}/\bar{f} = 1$), we can design a 0.995 -approximate scheme.

Proposition 4.4 *Given a uniform distribution supported on $[0, c]$, the constructed signaling scheme can achieve at least (multiplicative) 0.995 -approximation.*

Simple calculation leads to the optimal signal ratio $x(l) = \frac{3+l}{4}$ under the uniform distribution. The proof of Proposition 4.4 is a combination of the following two lemmas. Recall that the constructed signaling scheme sends signal pairs of the optimal signal ratio $x(l)$ with probability $1 - z$ and with the remaining probability z sends the suboptimal signal pair (σ_0, σ_0) . Lemma 4.5 bounds the probability z , while Lemma 4.6 lower bounds the revenue approximation when sending out (σ_0, σ_0) . We will discuss the proof of Lemma 4.5 in the next section, where a more general result is proved, and defer the proof of Lemma 4.6 to Appendix E.6.

Lemma 4.5 *For optimal signal ratio function $x(l) = \frac{3+l}{4}$, there exists a signaling scheme whose worst-case approximation is $1 - z^*$, where $z^* \leq 0.04$.*

Lemma 4.6 *Sending signal (σ_0, σ_0) , i.e., the signal ratio is 1, is (multiplicatively) $\frac{8}{9}$ -approximate.*

Proof of Proposition 4.4. Combining Lemma 4.5 and Lemma 4.6, the approximation of the constructed signaling scheme is at least $(1 - z^*) \cdot 1 + z^* \cdot \frac{8}{9} \geq 224/225 \approx 0.995$. \square

We prove Theorem 4.1 by showing that the signaling scheme we constructed for the uniform distribution is a $0.995 \cdot (\underline{f}/\bar{f})^2$ -approximation for any value distribution. In particular, sending signal pairs of signal ratio $\frac{3+l}{4}$ is $(\underline{f}/\bar{f})^2$ -approximate and sending (σ_0, σ_0) is $\frac{8}{9} \cdot (\underline{f}/\bar{f})^2$ -approximate. An analysis similar to Proposition 4.4 finally leads to $0.995 \cdot (\underline{f}/\bar{f})^2$ approximation.

Proof of Theorem 4.1. We first derive the upper and lower bound of the expected revenue $R(r, s)$ by connecting to the uniform-distribution case. Given a CTR $r = (1, l)$ and any signal pair $s = (s_1, s_2)$ with ratio $\frac{s_2}{s_1} \leq 1$ (by Lemma 4.2, $\frac{s_2}{s_1} \leq 1$ is without loss of generality), the upper bound by (5) is computed as

$$\begin{aligned}
R(r, s) &= \int_0^c \frac{v_2 s_2}{s_1} \int_{\frac{v_2 s_2}{s_1}}^c f(v_1) dv_1 f(v_2) dv_2 + \int_0^{c \cdot \frac{s_2}{s_1}} (l \cdot \frac{v_1 s_1}{s_2}) \int_{\frac{v_1 s_1}{s_2}}^c f(v_2) dv_2 f(v_1) dv_1 \\
&\leq \int_0^c \frac{v_2 s_2}{s_1} \int_{\frac{v_2 s_2}{s_1}}^c \bar{f} dv_1 \bar{f} dv_2 + \int_0^{c \cdot \frac{s_2}{s_1}} (l \cdot \frac{v_1 s_1}{s_2}) \int_{\frac{v_1 s_1}{s_2}}^c \bar{f} dv_2 \bar{f} dv_1 \\
&= (\bar{f}c)^2 \cdot \left(\int_0^c \frac{v_2 s_2}{s_1} \int_{\frac{v_2 s_2}{s_1}}^c \frac{1}{c} dv_1 \frac{1}{c} dv_2 + \int_0^{c \cdot \frac{s_2}{s_1}} (l \cdot \frac{v_1 s_1}{s_2}) \int_{\frac{v_1 s_1}{s_2}}^c \frac{1}{c} dv_2 \frac{1}{c} dv_1 \right) \\
&= (\bar{f}c)^2 \cdot \bar{R}(r, s)
\end{aligned}$$

where $\bar{R}(r, s)$ computes the expected revenue under a uniform value distribution given CTR vector r and signal pair s . Similarly, the lower bound is $R(r, s) \geq (\underline{f}c)^2 \cdot \bar{R}(r, s)$. Since $R(r, s)$ is only related to the signal ratio $x = \frac{s_2}{s_1}$, we rewrite $R(r, s)$ as $R(r, x)$. Similarly for $\bar{R}(r, x)$. Let $x^* \leq 1$ and $\bar{x} \leq 1$ (by Lemma 4.2) be the optimal signal ratio for $R(r, x)$ and $\bar{R}(r, x)$, respectively. Then,

$$(\underline{f}c)^2 \cdot \bar{R}(r, x^*) \leq R(r, x^*) \leq (\bar{f}c)^2 \cdot \bar{R}(r, x^*) \quad (\underline{f}c)^2 \cdot \bar{R}(r, \bar{x}) \leq R(r, \bar{x}) \leq (\bar{f}c)^2 \cdot \bar{R}(r, \bar{x})$$

Simple calculation leads to $(\underline{f}/\bar{f})^2 \cdot R(r, x^*) \leq (\underline{f}c)^2 \cdot \bar{R}(r, x^*) \leq (\underline{f}c)^2 \cdot \bar{R}(r, \bar{x}) \leq R(r, \bar{x})$. The second inequality is due to the optimality of \bar{x} to $\bar{R}(r, x)$. The whole inequality implies that if the seller sends signal pair whose ratio is optimal under a uniform value distribution, the approximation ratio is at least $(\underline{f}/\bar{f})^2$. Notice that Lemma 4.6 shows that under a uniform value distribution, sending a signal pair with signal ratio $\frac{s_2}{s_1} = 1$ achieves $\frac{8}{9}$ approximation, i.e., $\frac{8}{9}\bar{R}(r, \bar{x}) \leq \bar{R}(r, 1)$. Hence, we have $\frac{8}{9}(\underline{f}/\bar{f})^2 \cdot R(r, x^*) \leq \frac{8}{9}(\underline{f}c)^2 \cdot \bar{R}(r, \bar{x}) \leq (\underline{f}c)^2 \cdot \bar{R}(r, 1) \leq R(r, 1)$, implying that if the seller sends signal pair with ratio equal to 1, then the approximation is $\frac{8}{9} \cdot (\underline{f}/\bar{f})^2$.

Now, we present the $0.995 \cdot (\underline{f}/\bar{f})^2$ approximation. Lemma 4.5 shows that under a uniform distribution, the probability mass z of sending signal (σ_0, σ_0) is upper bounded as $z < 0.04$, while $1 - z > 0.96$ probability mass is for sending signal pairs of optimal ratio \bar{x} . Hence, if we construct a signaling scheme by assuming the unknown value distribution to be a uniform distribution, it can achieve at least $0.995 \cdot (\underline{f}/\bar{f})^2$ -approximation, where $0.995 \approx 0.04 \times \frac{8}{9} + 0.96$. \square

The above proof implies that the *prior-free* signaling scheme is constructed with signal ratio $x(l) = \frac{3+l}{4}$ obtained by assuming a uniform distribution, which can be constructed efficiently. One direct result from the proof is that an easier but loose scheme is revealing no information which gives $\frac{8}{9} \cdot (\underline{f}/\bar{f})^2$ approximation. The improved ratio in Theorem 4.1 demonstrates the benefits of strategic information revelation.

4.4 Completing the Last Piece — Approximation Guarantee with Known Distributions

The only missing piece for completing the proof of Theorem 4.1 is the proof of Lemma 4.5, which is for a special linear optimal signal ratio function $x(l) = \frac{3+l}{4}$. In this part, we prove a more general result for any convex $x(l)$, which directly implies Lemma 4.5 with linear $x(l)$. To formally state the general proposition for convex $x(l)$, we need the following definitions.

Definition 4.2 *Given that the optimal signal ratio $x(l)$ is a convex function in $l \in [0, 1]$, define*

- *Initial number K_0 : it satisfies that i) $x = x(l)^{K_0} \geq l$, and ii) $x = x(l)^{K_0+1}$ crosses the line $x = l$ and intersects at some point (l, l) with $l < 1$.*
- *Intersection point $l[k]$: given some $k > K_0$, $l[k] \neq 1$ is a solution to the equation $x(l)^k = l$. In another word, $x = x(l)^k$ crosses the line $x = l$ and intersects at the point $(l[k], l[k])$.*
- *The quantity $S(k, l)$ is computed as*

$$S(k, l) = 1 + \frac{l + 1 - 2\sigma_0}{\sigma_0 - l} + \frac{l + 1 - 2\sigma_0}{\sigma_0 - l} \cdot \frac{1 - \sigma_1}{\sigma_1 - l} + \dots + \frac{l + 1 - 2\sigma_0}{\sigma_0 - l} \cdot \prod_{i=1}^{k-1} \frac{1 - \sigma_i}{\sigma_i - l} \quad (9)$$

with $\sigma_0 = x(l)^k$, $\sigma_i = x(l)^{k-i}$.

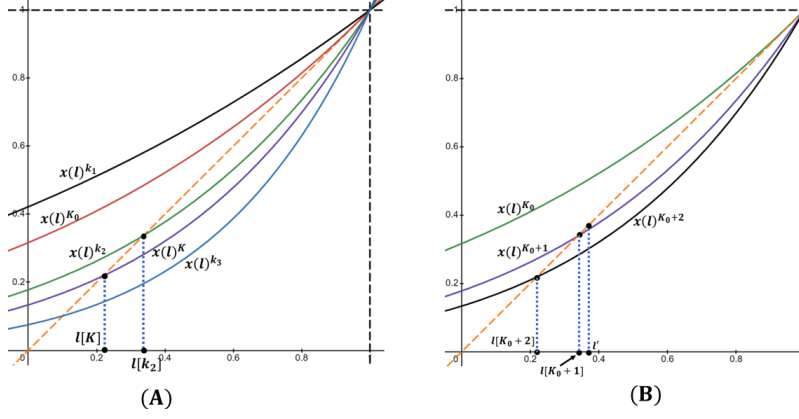


Figure 1: K_0 is initial number. $l[k]$ is the intersection point. $k_1 < K_0 < k_2 < K < k_3$. $x(l)$ is convex.

Recall in the construction of the signaling scheme that given a CTR vector $r = (l, 1)$, at most $K = \lfloor \log_{x(l)} l \rfloor$ signals (i.e., σ_i) are within the interval $[l, 1]$. In fact, the initial number K_0 specifies the minimum number of signals constructed within $[l, 1]$ for any $l < 1$. Also, the probability mass z of sending (σ_0, σ_0) can be computed with the defined quantity $S(k, l)$,

$$z + p_0 + p_1 + \dots + p_{K-1} = \frac{1}{2} \quad \Leftrightarrow \quad z \cdot S(K, l) = \frac{1}{2} \quad (10)$$

With the above definition, we are ready to present the general result.

Proposition 4.7 *Assume $x(l)$ is a convex function. There exists a signaling scheme whose worst-case approximation is $1 - z^*$, where $z^* = 1/S(K_0, l[K_0 + 1])$ and $S(K_0, l[K_0 + 1])$ is computed as (9).*

Proposition 4.7 provides a *worst-case* approximation bound for the constructed signaling scheme and shows how it depends on the intrinsic properties of the optimal signal ratio function. Intuitively, by Equation (9), two situations lead to a small z^* : 1) The initial number K_0 is large. In this case, it implies that the seller can send many signal pairs with optimal signal ratio and thus the $S(K_0, l[K_0 + 1])$ grows exponentially; 2) $l[K_0 + 1]$ is close to σ_0 in (9). Later, we will show it is equivalent to $l[K_0 + 1]$ is close to $x(l[K_0 + 1])^{K_0}$. This case will lead to a large $S(K_0, l[K_0 + 1])$ and thus small z^* . In fact, given the number of signals $k \geq K_0$ and the CTR l , the approximation of the constructed signaling scheme can be calculated similarly as $1 - z$ with $z = 1/S(k, l)$. As we will prove later, the worst-case approximation is obtained only when l is approaching $l[K_0 + 1]$ from above (see Figure 1 (B) for an example). Hence, when l varies, the actual approximation of the constructed scheme may be (much) better than $1 - z^*$.

Proposition 4.7 is of independent interest. If an estimate for the bidder's value distribution is available, the seller then can construct a signaling scheme as in Section 4.2 that has an approximation guarantee indicated by Proposition 4.7. Note that Proposition 4.7 only requires a convex $x(l)$. In some cases, it may be difficult to write down the explicit formula of $x(l)$ and verify its convexity. We find it relatively easy to compute $l(x)$, the inverse of $x(l)$. Hence, to verify the convexity of $x(l)$, we only need to verify the concavity of $l(x)$. An example of this idea is in Appendix F.

Before presenting the proof of Proposition 4.7, we show some properties for convex $x(l)$.

Observation 4.8 *The function $x = x(l)^k$, for any integer $k > 1$ and $l \in [0, 1]$, intersects with line $x = l$ at most twice: one point intersecting is $(1, 1)$, and the other one (if exists) is $(l[k], l[k])$ (called intersection point as in Definition 4.2). Furthermore, when $k > K_0$ increases, $l[k]$ decreases and $\lim_{k \rightarrow \infty} l[k] = 0$.*

The idea of Observation 4.8 is depicted in Figure 1 (A). Given an initial number K_0 and $K = \lfloor \log_{x(l')} l' \rfloor$ for some l' , we can observe from the figure that: i) If $k \leq K_0$, the curve $x(l)^k$ will be above line $x = l$; ii) If $K_0 \leq k \leq K$, then $l' \leq l[K]$ and $x(l')^k$ will be above point (l', l') . If $l' = l[K]$, then there are exactly K signals constructed within $[l', 1]$; and iii) If $k > K$, $x(l')^k$ will be below (l', l') .

The following key lemma characterizes the monotonicity of convex $x(l)$.

Lemma 4.9 $x(l)$ is a monotone increasing function.

Now we are ready to show the proof of Proposition 4.7. The high-level idea of the proof is by upper bounding the probability mass z of sending (at most one) *non-optimal* signal pair (σ_0, σ_0) , because when sending other signal pairs (σ_i, σ_{i+1}) as constructed in the signaling scheme, the signaling scheme achieves the maximum of expected revenue expressed in (5).

Proof of Proposition 4.7. Without loss of generality, we consider the case where there is only one pair of CTR vectors, $(l, 1)$ and $(1, l)$ such that $\lambda((l, 1)) = \lambda((1, l)) = \frac{1}{2}$. By the definition of symmetric environments, the analysis can be easily generalized to the case of more than two CTR vectors.

The following lemma segments $[0, 1]$ by the intersection points $l[k]$'s, and shows how the probability mass z changes within each segment. Note that starting from $k = K_0 + 1$, $x(l)^k$ crosses the line $x = l$ (see Figure 1 (B)). Then, we define $l[K_0] = 1$.

Lemma 4.10 Given $k \geq K_0 \geq 1$, the probability mass $z > 0$ is decreasing in $l \in (l[k + 1], l[k]]$.

The proof of Lemma 4.10 is in Appendix E.4. The reason we only care about $(l[k + 1], l[k]]$ instead of the closed interval $[l[k + 1], l[k]]$ is that i) for $l[k + 1] < l \leq l[k]$, there will be k signals constructed in the interval $[l, 1]$, and ii) if $l = l[k + 1]$, the seller can construct a signaling scheme with a list of $k + 1$ signals where all the signal pairs sent have the optimal ratio $x(l[k + 1])$ and the probability mass $z = 0$.

One implication of Lemma 4.10 is that when there are at most k signals constructed, we know that the probability mass z achieves its maximum when l approaches $l[k + 1]$ from above, i.e., $l \downarrow l[k + 1]$. Therefore, at the limit $l[k + 1]$, the probability mass z is computed with quantity $S(k, l[k + 1])$ defined with $\sigma_0 = x(l[k + 1])^k, \sigma_1 = x(l[k + 1])^{k-1}, \dots, \sigma_i = x(l[k + 1])^{k-i}$. In another word, when $l = l[k + 1]$, instead of constructing a scheme with a list of $k + 1$ signals where all the signal pairs sent have signal ratio $x(l[k + 1])$, the seller constructs a signaling scheme with a list of k signals starting from $\sigma_0 = x(l[k + 1])^k$, which sends signal pair (σ_{i-1}, σ_i) of signal ratio $x(l[k + 1])$ and one signal pair (σ_0, σ_0) .

By the above analysis, to upper bound z , we only need to compare its values at these limit points $l[k]$'s. Alternatively, we compare the quantities $S(k, l[k + 1])$ for different k . The following lemma shows that $S(k, l[k + 1])$ is increasing in k . The proof is deferred to the next subsection.

Lemma 4.11 Given $k - 1 \geq K_0 \geq 1$, we have $S(k, l[k + 1]) \geq S(k - 1, l[k])$.

Lemma 4.11 implies that $S(K_0, l[K_0 + 1])$ is the minimum compared with other $S(k, l[k + 1])$ for $k > K_0$. The quantity $S(K_0, l[K_0 + 1])$ is computed as (9) with

$$\sigma_0 = x(l[K_0 + 1])^{K_0}, \sigma_1 = x(l[K_0 + 1])^{K_0-1}, \dots, \sigma_i = x(l[K_0 + 1])^{K_0-i}$$

Since both CTR vectors $(1, l)$ and $(l, 1)$ will send signal (σ_0, σ_0) , the upper bound of the probability mass of sending signal pair (σ_0, σ_0) in the constructed signaling scheme is $z^* = 1/S(K_0, l[K_0 + 1])$.

The above analysis generalizes to the case of more than two CTR vectors. Note that given any CTR vector (h, l) , in the symmetric environment, we can find one CTR vector (l, h) with equal probability, i.e., $\lambda((h, l)) = \lambda((l, h))$. Hence, we can separately consider these pairs of CTR vectors when designing a signaling scheme and each of them achieves at least $(1 - z^*)$ (multiplicatively) approximation. Therefore, the constructed signaling scheme can achieve at least $(1 - z^*)$ (multiplicatively) approximation. The proposition is proved. \square

4.4.1 Proof of Lemma 4.11

By Definition 4.2, we first write down the explicit formula for $S(k, l[k+1])$ and $S(k-1, l[k])$.

$$\begin{aligned}
S(k-1, l[k]) &= 1 + \left(\frac{1 - x(l[k])^{k-1}}{x(l[k])^{k-1} - l[k]} - 1 \right) + \left(\frac{1 - x(l[k])^{k-1}}{x(l[k])^{k-1} - l[k]} - 1 \right) \cdot \frac{1 - x(l[k])^{k-2}}{x(l[k])^{k-2} - l[k]} \\
&\quad + \cdots + \left(\frac{1 - x(l[k])^{k-1}}{x(l[k])^{k-1} - l[k]} - 1 \right) \cdot \prod_{i=1}^{k-2} \frac{1 - x(l[k])^{k-1-i}}{x(l[k])^{k-1-i} - l[k]} \\
S(k, l[k+1]) &= 1 + \left(\frac{1 - x(l[k+1])^k}{x(l[k+1])^k - l[k+1]} - 1 \right) + \left(\frac{1 - x(l[k+1])^k}{x(l[k+1])^k - l[k+1]} - 1 \right) \cdot \frac{1 - x(l[k+1])^{k-1}}{x(l[k+1])^{k-1} - l[k+1]} \\
&\quad + \cdots + \left(\frac{1 - x(l[k+1])^k}{x(l[k+1])^k - l[k+1]} - 1 \right) \cdot \prod_{i=1}^{k-2} \frac{1 - x(l[k+1])^{k-i}}{x(l[k+1])^{k-i} - l[k+1]} \\
&\quad + \left(\frac{1 - x(l[k+1])^k}{x(l[k+1])^k - l[k+1]} - 1 \right) \cdot \prod_{i=1}^{k-1} \frac{1 - x(l[k+1])^{k-i}}{x(l[k+1])^{k-i} - l[k+1]}
\end{aligned}$$

Hence, to prove the lemma, it is sufficient to show that for any integer $i \leq k-1$, we have

$$\frac{1 - x^i(l[k])}{x^i(l[k]) - l[k]} < \frac{1 - x^{i+1}(l[k+1])}{x^{i+1}(l[k+1]) - l[k+1]} \quad (11)$$

where we know that $x^i(l[k]) > l[k]$ and $x^{i+1}(l[k+1]) > l[k+1]$. The inequality can be equivalently rewritten as

$$\begin{aligned}
&\frac{1 - x^i(l[k])}{x^i(l[k]) - l[k]} < \frac{1 - x^{i+1}(l[k+1])}{x^{i+1}(l[k+1]) - l[k+1]} \\
&\Leftrightarrow (1 - x^i(l[k]))(x^{i+1}(l[k+1]) - l[k+1]) < (1 - x^{i+1}(l[k+1]))(x^i(l[k]) - l[k]) \\
&\Leftrightarrow x^{i+1}(l[k+1]) - l[k+1] + x^i(l[k])l[k+1] < x^i(l[k]) - l[k] + x^{i+1}(l[k+1])l[k] \\
&\Leftrightarrow 1 - x^i(l[k]) - l[k+1] + x^i(l[k])l[k+1] < 1 - x^{i+1}(l[k+1]) - l[k] + x^{i+1}(l[k+1])l[k] \\
&\Leftrightarrow (1 - l[k+1])(1 - x^i(l[k])) < (1 - l[k])(1 - x^{i+1}(l[k+1])) \\
&\Leftrightarrow \frac{1 - l[k+1]}{1 - l[k]} < \frac{1 - x^{i+1}(l[k+1])}{1 - x^i(l[k])}
\end{aligned}$$

Recall that $l[k] = x(l[k])^k$ and $l[k+1] = x(l[k+1])^{k+1}$. Then, the inequality becomes

$$\frac{1 - l[k+1]}{1 - l[k]} = \frac{1 - x^{k+1}(l[k+1])}{1 - x^k(l[k])} < \frac{1 - x^{i+1}(l[k+1])}{1 - x^i(l[k])} \quad (12)$$

We let $y_k = x(l[k])$ and note that $y_{k+1} < y_k < 1$ by the monotonicity in Lemma 4.9 and $l[k+1] < l[k]$ in Observation 4.8. Define

$$f(x) = \frac{1 - y_{k+1}^{x+1}}{1 - y_k^x}.$$

We take the derivative with respect to x as

$$\frac{df(x)}{dx} = \frac{y_{k+1}^{x+1} \ln(y_{k+1})(y_k^x - 1) - (y_{k+1}^{x+1} - 1)y_k^x \ln(y_k)}{(1 - y_k^x)^2}$$

Recall that in (12), $i < k$. If we have $\frac{df(x)}{dx} < 0$, then we have the inequality (12) satisfied. In other words, we want $\frac{df(x)}{dx} < 0$ to hold for any x . Since $y_{k+1} < y_k$, we let a represent y_{k+1} and b represent y_k , and prove the following claim.

Claim 1: Given any $1 > b > a > 0$, the following inequality holds for any $x > 0$.

$$a^{x+1}(\ln a)(b^x - 1) - (a^{x+1} - 1)b^x \ln b < 0$$

Note that **Claim 1** has an equivalent alternative form (by replacing x with k and b with x),

Claim 2: Given any $1 > a > 0$ and any $k > 0$, the following inequality holds for any $1 > x > a$.

$$a^{k+1}(\ln a)(x^k - 1) - (a^{k+1} - 1)x^k \ln x < 0$$

If **Claim 2** is true, we immediately have **Claim 1** is true.

The inequality in **Claim 2** can be further simplified to

$$\frac{a^{k+1} \ln a}{a^{k+1} - 1} \leq \frac{x^k \ln x}{x^k - 1}$$

We further note that (since $a < 1$, we know $\frac{\ln a}{a^{k+1}-1} > 0$ and $a^k > a^{k+1}$)

$$\frac{a^{k+1} \ln a}{a^{k+1} - 1} < \frac{a^k \ln a}{a^{k+1} - 1} < \frac{a^k \ln a}{a^k - 1}$$

Then, it is sufficient to show that

$$\frac{a^{k+1} \ln a}{a^{k+1} - 1} < \frac{a^k \ln a}{a^k - 1} = \frac{1}{k} \frac{a^k \ln a^k}{a^k - 1} = \frac{1}{k} \frac{a^k \cdot k \cdot \ln a}{a^k - 1} \leq \frac{x^k \ln x}{x^k - 1} = \frac{1}{k} \frac{x^k \cdot k \cdot \ln x}{x^k - 1} = \frac{1}{k} \frac{x^k \ln x^k}{x^k - 1} \quad (13)$$

Let $g(y) = \frac{1}{k} \frac{y \ln y}{y-1}$. Since $1 > x > a$ and $x^k > a^k$ for $k > 0$, we only need to show $g(y)$ is increasing in $y \in (0, 1)$, which is true because the derivative $\frac{dg(y)}{dy}$ is larger than 0, i.e.,

$$\frac{dg(y)}{dy} = \frac{y - \ln y - 1}{(y-1)^2} > 0$$

Thus, **Claim 2** is true, and so is **Claim 1**. Therefore, the derivative $\frac{df(x)}{dx} < 0$ which immediately implies (12) holds. Finally, the inequality (11) holds for any i . Hence, we have $S(k-1, l[k]) \leq S(k, l[k+1])$ is true. The lemma is then proved.

5 Conclusions and Open Problems

This paper studies the natural Bayesian variant of the calibrated click-through auction of [8]. We focus on the seller's information design problem to maximize the expected revenue. In general environments, we develop an FPTAS to compute an approximately optimal signaling scheme. In a symmetric environment, we give

a simple and prior-free signaling scheme with a constant approximation guarantee for not-too-fluctuating value distributions.

Our results raise many interesting questions for future research. Below we discuss some of them. The first is to develop a simple signaling scheme for more than two bidders in symmetric environments. More generally, it is interesting to study more practically efficient algorithms for optimal signaling. Though our FPTAS for the general model enriches our understanding of the tractability of the problem, such an algorithm may not be ideal from a practitioner’s perspective. The second is to consider the worst-case approximation as in Proposition 4.7 but without the convexity assumption. In Appendix G, we provide more discussions about these two open problems.

References

- [1] Itai Arieli and Yakov Babichenko. 2019. Private bayesian persuasion. *Journal of Economic Theory* 182 (2019), 185–217.
- [2] Moshe Babaioff, Robert Kleinberg, and Renato Paes Leme. 2012. Optimal mechanisms for selling information. In *Proceedings of the 13th ACM Conference on Electronic Commerce (EC 2012)*. 92–109.
- [3] Yakov Babichenko and Siddharth Barman. 2017. Algorithmic aspects of private Bayesian persuasion. In *8th Innovations in Theoretical Computer Science Conference (ITCS 2017)*. Schloss Dagstuhl-Leibniz-Zentrum fuer Informatik.
- [4] Yakov Babichenko, Inbal Talgam-Cohen, Haifeng Xu, and Konstantin Zabarnyi. 2022. Multi-Channel Bayesian Persuasion. In *Proceedings of 13th Innovations in Theoretical Computer Science Conference (ITCS 2022)*, Vol. 215. Schloss Dagstuhl-Leibniz-Zentrum für Informatik, 11.
- [5] Ashwinkumar Badanidiyuru, Kshipra Bhawalkar, and Haifeng Xu. 2018. Targeting and signaling in ad auctions. In *Proceedings of the 29th Annual ACM-SIAM Symposium on Discrete Algorithms (SODA 2018)*. 2545–2563.
- [6] Dirk Bergemann, Alessandro Bonatti, and Alex Smolin. 2018. The design and price of information. *American economic review* 108, 1 (2018), 1–48.
- [7] Dirk Bergemann, Yang Cai, Grigoris Velezgas, and Mingfei Zhao. 2022. Is Selling Complete Information (Approximately) Optimal?. In *Proceedings of the 23rd ACM Conference on Economics and Computation, (EC 2022)*.
- [8] Dirk Bergemann, Paul Dütting, Renato Paes Leme, and Song Zuo. 2022. Calibrated Click-Through Auctions. In *Proceedings of the ACM Web Conference 2022*. 47–57.
- [9] Dirk Bergemann, Tibor Heumann, Stephen Morris, Constantine Sorokin, and Eyal Winter. 2022. Optimal information disclosure in auctions. *American Economic Review: Insights (forthcoming)* (2022).
- [10] Umang Bhaskar, Yu Cheng, Young Kun Ko, and Chaitanya Swamy. 2016. Hardness results for signaling in bayesian zero-sum and network routing games. In *Proceedings of the 2016 ACM Conference on Economics and Computation*. 479–496.
- [11] Peter Bro Miltersen and Or Sheffet. 2012. Send mixed signals: earn more, work less. In *Proceedings of the 13th ACM Conference on Electronic Commerce (EC 2012)*. 234–247.

- [12] Yang Cai and Grigoris Velezgas. 2021. How to Sell Information Optimally: An Algorithmic Study. In *Proceedings of the 12th Innovations in Theoretical Computer Science Conference (ITCS 2021)*, Vol. 185.
- [13] Shuchi Chawla, Jason D Hartline, and Robert Kleinberg. 2007. Algorithmic pricing via virtual valuations. In *Proceedings of the 8th ACM Conference on Electronic Commerce*. 243–251.
- [14] Yiling Chen, Haifeng Xu, and Shuran Zheng. 2020. Selling information through consulting. In *Proceedings of the 31st Annual ACM-SIAM Symposium on Discrete Algorithms (SODA 2020)*. SIAM, 2412–2431.
- [15] Yu Cheng, Ho Yee Cheung, Shaddin Dughmi, Ehsan Emamjomeh-Zadeh, Li Han, and Shang-Hua Teng. 2015. Mixture selection, mechanism design, and signaling. In *2015 IEEE 56th Annual Symposium on Foundations of Computer Science (FOCS 2015)*. IEEE, 1426–1445.
- [16] Constantinos Daskalakis, Christos Papadimitriou, and Christos Tzamos. 2016. Does information revelation improve revenue?. In *Proceedings of the 17th ACM Conference on Economics and Computation (EC 2016)*. 233–250.
- [17] Nikhil R Devanur, Bach Q Ha, and Jason D Hartline. 2013. Prior-free auctions for budgeted agents. In *Proceedings of the fourteenth ACM conference on Electronic commerce*. 287–304.
- [18] Shaddin Dughmi. 2014. On the hardness of signaling. In *2014 IEEE 55th Annual Symposium on Foundations of Computer Science*. IEEE, 354–363.
- [19] Shaddin Dughmi. 2017. Algorithmic information structure design: a survey. *ACM SIGecom Exchanges* 15, 2 (2017), 2–24.
- [20] Shaddin Dughmi and Haifeng Xu. 2017. Algorithmic persuasion with no externalities. In *Proceedings of the 18th ACM Conference on Economics and Computation (EC 2017)*. 351–368.
- [21] Benjamin Edelman, Michael Ostrovsky, and Michael Schwarz. 2007. Internet advertising and the generalized second-price auction: Selling billions of dollars worth of keywords. *American economic review* 97, 1 (2007), 242–259.
- [22] Yuval Emek, Michal Feldman, Iftah Gamzu, Renato PaesLeme, and Moshe Tennenholtz. 2014. Signaling schemes for revenue maximization. *ACM Transactions on Economics and Computation (TEAC)* 2, 2 (2014), 1–19.
- [23] Dean P Foster and Rakesh V Vohra. 1997. Calibrated learning and correlated equilibrium. *Games and Economic Behavior* 21, 1-2 (1997), 40.
- [24] Hu Fu, Patrick Jordan, Mohammad Mahdian, Uri Nadav, Inbal Talgam-Cohen, and Sergei Vassilvitskii. 2012. Ad auctions with data. In *International Symposium on Algorithmic Game Theory (SAGT 2012)*. Springer, 168–179.
- [25] Ronen Gradwohl, Niklas Hahn, Martin Hoefer, and Rann Smorodinsky. 2021. Algorithms for Persuasion with Limited Communication. In *Proceedings of the 32nd ACM-SIAM Symposium on Discrete Algorithms (SODA 2021)*. 637–652.
- [26] Jason D Hartline and Tim Roughgarden. 2009. Simple versus optimal mechanisms. In *Proceedings of the 10th ACM conference on Electronic commerce (EC 2009)*. 225–234.

- [27] Emir Kamenica. 2019. Bayesian persuasion and information design. *Annual Review of Economics* 11 (2019), 249–272.
- [28] Emir Kamenica and Matthew Gentzkow. 2011. Bayesian persuasion. *American Economic Review* 101, 6 (2011), 2590–2615.
- [29] Yingkai Li. 2022. Selling data to an agent with endogenous information. In *Proceedings of the 23rd ACM Conference on Economics and Computation (EC 2022)*.
- [30] Zhuoshu Li and Sanmay Das. 2019. Revenue enhancement via asymmetric signaling in interdependent-value auctions. In *Proceedings of the AAAI Conference on Artificial Intelligence*, Vol. 33. 2093–2100.
- [31] Shuze Liu, Weiran Shen, and Haifeng Xu. 2021. Optimal Pricing of Information. In *Proceedings of the 22nd ACM Conference on Economics and Computation (EC 2021)*. 693–693.
- [32] Roger B Myerson. 1981. Optimal auction design. *Mathematics of operations research* 6, 1 (1981), 58–73.
- [33] Michael Ostrovsky and Michael Schwarz. 2011. Reserve prices in internet advertising auctions: A field experiment. In *Proceedings of the 12th ACM conference on Electronic commerce*. 59–60.
- [34] Renato Paes Leme, Martin Pal, and Sergei Vassilvitskii. 2016. A field guide to personalized reserve prices. In *Proceedings of the 25th international conference on world wide web*. 1093–1102.
- [35] Hal R Varian. 2007. Position auctions. *international Journal of industrial Organization* 25, 6 (2007), 1163–1178.
- [36] Haifeng Xu. 2020. On the tractability of public persuasion with no externalities. In *Proceedings of the 31st Annual ACM-SIAM Symposium on Discrete Algorithms (SODA 2020)*. SIAM, 2708–2727.
- [37] Shuran Zheng and Yiling Chen. 2021. Optimal advertising for information products. In *Proceedings of the 22nd ACM Conference on Economics and Computation (EC 2021)*. 888–906.

A Proof of Lemma 3.2

Proof:[Proof of Lemma 3.2] We show that $R(r, s)$ is Lipschitz continuous. Given r and s , the expected revenue $R(r, s)$ is formulated in (4). Observe that $R(r, s)$ is continuous in s_i and $s_i \in [\underline{r}, 1]$ due to the calibration constraint. Given any signals $s_1, s_2 \geq \underline{r}$, we know by (4) that

$$R(r, s) = \int_a^b \left(r_1 \cdot \frac{v_2 s_2}{s_1} \right) \cdot \int_{\max\{v_2 \frac{s_2}{s_1}, a\}}^b f_1(v_1) dv_1 f_2(v_2) dv_2 + \int_a^b \left(r_2 \cdot \frac{v_1 s_1}{s_2} \right) \cdot \int_{\max\{v_1 \frac{s_1}{s_2}, a\}}^b f_2(v_2) dv_2 f_1(v_1) dv_1$$

For any $s = (s_1, s_2)$ and $s' = (s'_1, s'_2)$ within $[\underline{r}, 1]$, we know that

$$\left| \frac{s_2}{s_1} - \frac{s'_2}{s'_1} \right| \leq \left| \frac{s_2}{s_1} - \frac{s_2}{s'_1} \right| + \left| \frac{s_2}{s'_1} - \frac{s'_2}{s'_1} \right| \leq \frac{1}{\underline{r}^2} |s_1 - s'_1| + \frac{1}{\underline{r}} |s_2 - s'_2| \leq C_s \cdot \|s - s'\| \quad (14)$$

where $C_s = \frac{\sqrt{2}}{\underline{r}} + \frac{\sqrt{2}}{\underline{r}^2}$ is a constant. To prove that $R(r, s)$ is Lipschitz continuous in s , we only need to prove $\int_a^b \left(r_1 \cdot \frac{v_2 s_2}{s_1} \right) \cdot \int_{\max\{v_2 \frac{s_2}{s_1}, a\}}^b f_1(v_1) dv_1 f_2(v_2) dv_2$ and $\int_a^b \left(r_2 \cdot \frac{v_1 s_1}{s_2} \right) \cdot \int_{\max\{v_1 \frac{s_1}{s_2}, a\}}^b f_2(v_2) dv_2 f_1(v_1) dv_1$ are Lipschitz continuous in s respectively since the sum of Lipschitz continuous functions is Lipschitz continuous. We show the analysis of Lipschitz continuity for the first part of $R(r, s)$ (the Lipschitz continuity of the second part can be proved similarly). Hence, given any $s = (s_1, s_2)$ and $s' = (s'_1, s'_2)$, we have

$$\begin{aligned} g(s, s') &= \left| \int_a^{a/\frac{s_2}{s_1}} r_1 v_2 \frac{s_2}{s_1} f_2(v_2) dv_2 + \int_{a/\frac{s_2}{s_1}}^b r_1 v_2 \frac{s_2}{s_1} \int_{v_2 \frac{s_2}{s_1}}^b f_1(v_1) dv_1 f_2(v_2) dv_2 \right. \\ &\quad \left. - \left(\int_a^{a/\frac{s'_2}{s'_1}} r_1 v_2 \frac{s'_2}{s'_1} f_2(v_2) dv_2 + \int_{a/\frac{s'_2}{s'_1}}^b r_1 v_2 \frac{s'_2}{s'_1} \int_{v_2 \frac{s'_2}{s'_1}}^b f_1(v_1) dv_1 f_2(v_2) dv_2 \right) \right| \\ &\leq \left| \int_a^{a/\frac{s_2}{s_1}} r_1 v_2 \frac{s_2}{s_1} f_2(v_2) dv_2 - \int_a^{a/\frac{s'_2}{s'_1}} r_1 v_2 \frac{s'_2}{s'_1} f_2(v_2) dv_2 \right| \\ &\quad + \left| \int_{a/\frac{s_2}{s_1}}^b r_1 v_2 \frac{s_2}{s_1} \int_{v_2 \frac{s_2}{s_1}}^b f_1(v_1) dv_1 f_2(v_2) dv_2 - \int_{a/\frac{s'_2}{s'_1}}^b r_1 v_2 \frac{s'_2}{s'_1} \int_{v_2 \frac{s'_2}{s'_1}}^b f_1(v_1) dv_1 f_2(v_2) dv_2 \right| \end{aligned}$$

We derive the upper bounds separately.

$$\begin{aligned} &\left| \int_a^{a/\frac{s_2}{s_1}} r_1 v_2 \frac{s_2}{s_1} f_2(v_2) dv_2 - \int_a^{a/\frac{s'_2}{s'_1}} r_1 v_2 \frac{s'_2}{s'_1} f_2(v_2) dv_2 \right| \\ &\leq \left| \int_a^{a/\frac{s_2}{s_1}} r_1 v_2 \frac{s_2}{s_1} f_2(v_2) dv_2 - \int_a^{a/\frac{s_2}{s'_1}} r_1 v_2 \frac{s'_2}{s'_1} f_2(v_2) dv_2 \right| + \left| \int_a^{a/\frac{s_2}{s'_1}} r_1 v_2 \frac{s'_2}{s'_1} f_2(v_2) dv_2 - \int_a^{a/\frac{s'_2}{s'_1}} r_1 v_2 \frac{s'_2}{s'_1} f_2(v_2) dv_2 \right| \\ &\leq E[v_2] C_s \|s - s'\| + \frac{ab f_2^{\max}}{\underline{r}} C_s \|s - s'\| \end{aligned}$$

In the above, it is possible that $a/\frac{s_2}{s_1} > b$, but the upper bound still holds. Similarly, we have the bound for

the second part of $g(s, s')$.

$$\begin{aligned}
& \left| \int_{a/\frac{s_2}{s_1}}^b r_1 v_2 \frac{s_2}{s_1} \int_{v_2 \frac{s_2}{s_1}}^b f_1(v_1) dv_1 f_2(v_2) dv_2 - \int_{a/\frac{s'_2}{s_1}}^b r_1 v_2 \frac{s'_2}{s_1} \int_{v_2 \frac{s'_2}{s_1}}^b f_1(v_1) dv_1 f_2(v_2) dv_2 \right| \\
& \leq \left| \int_{a/\frac{s_2}{s_1}}^b r_1 v_2 \frac{s_2}{s_1} \int_{v_2 \frac{s_2}{s_1}}^b f_1(v_1) dv_1 f_2(v_2) dv_2 - \int_{a/\frac{s'_2}{s_1}}^b r_1 v_2 \frac{s_2}{s_1} \int_{v_2 \frac{s_2}{s_1}}^b f_1(v_1) dv_1 f_2(v_2) dv_2 \right| \\
& \quad + \left| \int_{a/\frac{s'_2}{s_1}}^b r_1 v_2 \frac{s_2}{s_1} \int_{v_2 \frac{s_2}{s_1}}^b f_1(v_1) dv_1 f_2(v_2) dv_2 - \int_{a/\frac{s'_2}{s_1}}^b r_1 v_2 \frac{s'_2}{s_1} \int_{v_2 \frac{s_2}{s_1}}^b f_1(v_1) dv_1 f_2(v_2) dv_2 \right| \\
& \quad + \left| \int_{a/\frac{s'_2}{s_1}}^b r_1 v_2 \frac{s'_2}{s_1} \int_{v_2 \frac{s_2}{s_1}}^b f_1(v_1) dv_1 f_2(v_2) dv_2 - \int_{a/\frac{s'_2}{s_1}}^b r_1 v_2 \frac{s'_2}{s_1} \int_{v_2 \frac{s'_2}{s_1}}^b f_1(v_1) dv_1 f_2(v_2) dv_2 \right| \\
& \leq \left| \int_{a/\frac{s'_2}{s_1}}^{a/\frac{s_2}{s_1}} r_1 v_2 \frac{s_2}{s_1} \int_{v_2 \frac{s_2}{s_1}}^b f_1(v_1) dv_1 f_2(v_2) dv_2 \right| + \left| \int_{a/\frac{s'_2}{s_1}}^b r_1 v_2 \left| \frac{s_2}{s_1} - \frac{s'_2}{s_1} \right| \int_{v_2 \frac{s_2}{s_1}}^b f_1(v_1) dv_1 f_2(v_2) dv_2 \right| \\
& \quad + \int_{a/\frac{s'_2}{s_1}}^b r_1 v_2 \frac{s'_2}{s_1} \left| \int_{v_2 \frac{s_2}{s_1}}^{v_2 \frac{s'_2}{s_1}} f_1(v_1) dv_1 \right| f_2(v_2) dv_2 \\
& \leq \frac{ab f_2^{\max}}{r} C_s \|s - s'\| + E[v_2] C_s \|s - s'\| + \frac{E[v_2^2] f_1^{\max}}{r} C_s \|s - s'\|
\end{aligned}$$

Therefore, we have $g(s, s') \leq C_g^1 \|s - s'\|$ where $C_g^1 = 2 \frac{ab f_2^{\max}}{r} C_s + 2 C_s E[v_2] + \frac{C_s f_1^{\max}}{r} E[v_2^2] = O(\frac{1}{r^3})$ is a constant. f_i^{\max} is the maximum of density function f_i and $f_i^{\max} < \infty$ exists by the no-point-mass assumption. Also by assumption, we know $\mathbb{E}[v_i^2] < \infty$ and $\mathbb{E}[v_i] < \infty$ exist.

Finally, by applying similar analysis to the second function $\int_{a/\frac{s_1}{s_2}}^b (r_2 \cdot \frac{v_1 s_1}{s_2}) \cdot \int_{v_1 \frac{s_1}{s_2}}^b f_2(v_2) dv_2 f_1(v_1) dv_1$, we would have that it is also Lipschitz continuous with some constant C_g^2 . Hence, we finally can obtain that $R(r, s)$ is Lipschitz continuous with constant $C_2 = C_g^1 + C_g^2$.

The above proof assumes $v_1, v_2 \in [a, b]$ with $b < \infty$. For the case of $b = \infty$, the proof is similar and thus is omitted. \square

B Missing Proofs of Corollaries in Section 3

B.1 Proof of Corollary 3.3

Proof:[Proof of Corollary 3.3] In the proof of Theorem 3.1, one important requirement is that after rounding signals to the signal space with ϵ -discretization, the change of revenue $R(r, s)$ is at most $O(\epsilon)$. After rounding, one can always make the rounded signals calibrated again by applying the adjusting technique with the reserved $O(\epsilon)$ probability mass. Hence, to generalize the result to $n > 2$, we only need to show that $R(r, s)$ is Lipschitz continuous in s for $n > 2$. Other parts of the analysis are similar to Theorem 3.1.

Lemma B.1 $R(r, s)$ is Lipschitz continuous in $s \in [\underline{r}, 1]^n$ with some constant C_n , given any r .

Proof: Note that we reuse the value C_s defined in (14) in our proof. Given a signal vector $s = [s_1, s_2, \dots, s_n] \in [\underline{r}, 1]^n$, we can pick any two bidders i and j with $v_i s_i$ and $v_j s_j$ as two largest values. Then, the expected revenue of $R(r, s)$ in (4) is generalized to

$$\begin{aligned} R(r, s) &= \int_v R(r, v, s) f(v) dv \\ &= \sum_{(s_i, s_j) \in s} \int_a^b \left(r_i \cdot \frac{v_j s_j}{s_i} \right) \cdot \Pr(v_i s_i \geq v_j s_j | v_j) \prod_{k \neq i, j} \Pr(v_k s_k \leq v_j s_j | v_j) f_j(v_j) dv_j \\ &\quad + \int_a^b \left(r_j \cdot \frac{v_i s_i}{s_j} \right) \Pr(v_j s_j \geq v_i s_i | v_i) \prod_{k \neq i, j} \Pr(v_k s_k \leq v_i s_i | v_i) f_i(v_i) dv_i \end{aligned}$$

where $\Pr(v_i s_i \geq v_j s_j | v_j) \prod_{k \neq i, j} \Pr(v_k s_k \leq v_j s_j | v_j)$ is the probability that bidder i wins the auction and bidder j has the second largest product given v_j . Hence, the first integration within the summation computes the expected revenue for the case that bidder i wins the auction while bidder j gives the second largest product value $v_j s_j$. The second integration has a similar interpretation.

As in Lemma 3.2, we only need to show $\int_a^b \left(r_i \cdot \frac{v_j s_j}{s_i} \right) \cdot \Pr(v_i s_i \geq v_j s_j | v_j) \prod_{k \neq i, j} \Pr(v_k s_k \leq v_j s_j | v_j) f_j(v_j) dv_j$ is Lipschitz continuous. Without loss of generality, we assume the two bidders are $i = 1$ and $j = 2$. Similar to the proof of Lemma 3.2, we can see that

$$\begin{aligned} &\int_a^b \left(r_2 \cdot \frac{v_1 s_1}{s_2} \right) \cdot \Pr(v_2 s_2 \geq v_1 s_1 | v_1) \prod_{k \neq 1, 2} \Pr(v_k s_k \leq v_1 s_1 | v_1) f_1(v_1) dv_1 \\ &= \int_a^{\frac{s_2}{s_1}} \left(r_2 \cdot \frac{v_1 s_1}{s_2} \right) \cdot \int_a^b f(v_2) dv_2 \prod_{k \neq 1, 2} \Pr(v_k s_k \leq v_1 s_1 | v_1) f_1(v_1) dv_1 \\ &\quad + \int_a^{\frac{s_2}{s_1}} \left(r_2 \cdot \frac{v_1 s_1}{s_2} \right) \cdot \int_{v_1 \frac{s_1}{s_2}}^b f(v_2) dv_2 \prod_{k \neq 1, 2} \Pr(v_k s_k \leq v_1 s_1 | v_1) f_1(v_1) dv_1 \end{aligned}$$

We will only show $\int_a^{\frac{s_2}{s_1}} \left(r_2 \cdot \frac{v_1 s_1}{s_2} \right) \cdot \int_{v_1 \frac{s_1}{s_2}}^b f(v_2) dv_2 \prod_{k \neq 1, 2} \Pr(v_k s_k \leq v_1 s_1 | v_1) f_1(v_1) dv_1$ is Lipschitz con-

tinuous. A similar analysis applies to other parts of $R(r, s)$. Given any s and s' , we have

$$\begin{aligned}
g(s, s') &= \left| \int_{a \frac{s_2}{s_1}}^b (r_2 \cdot \frac{v_1 s_1}{s_2}) \cdot \int_{v_1 \frac{s_1}{s_2}}^b f(v_2) dv_2 \prod_{k \neq 1, 2} \Pr(v_k s_k \leq v_1 s_1 | v_1) f_1(v_1) dv_1 \right. \\
&\quad \left. - \int_{a \frac{s'_2}{s'_1}}^b (r_2 \cdot \frac{v_1 s'_1}{s'_2}) \cdot \int_{v_1 \frac{s'_1}{s'_2}}^b f(v_2) dv_2 \prod_{k \neq 1, 2} \Pr(v_k s'_k \leq v_1 s'_1 | v_1) f_1(v_1) dv_1 \right| \\
&= \left| \int_{a \frac{s_2}{s_1}}^{a \frac{s'_2}{s'_1}} (r_2 \cdot \frac{v_1 s_1}{s_2}) \cdot \int_{v_1 \frac{s_1}{s_2}}^b f(v_2) dv_2 \prod_{k \neq 1, 2} \Pr(v_k s_k \leq v_1 s_1 | v_1) f_1(v_1) dv_1 \right| \\
&\quad + \left| \int_{a \frac{s'_2}{s'_1}}^b r_2 \cdot v_1 f_1(v_1) \left(\frac{s_1}{s_2} (1 - F(v_1 \frac{s_1}{s_2})) \prod_{k \neq 1, 2} F_k(\frac{v_1 s_1}{s_k}) - \frac{s'_1}{s'_2} (1 - F(v_1 \frac{s'_1}{s'_2})) \prod_{k \neq 1, 2} F_k(\frac{v_1 s'_1}{s'_k}) \right) dv_1 \right| \\
&\leq \frac{ab f_1^{max}}{r} C_s \|s - s'\| \\
&\quad + \int_{a \frac{s_2}{s_1}}^b r_2 \cdot v_1 f_1(v_1) \left| \frac{s_1}{s_2} (1 - F_2(v_1 \frac{s_1}{s_2})) \prod_{k \neq 1, 2} F_k(\frac{v_1 s_1}{s_k}) - \frac{s'_1}{s'_2} (1 - F_2(v_1 \frac{s'_1}{s'_2})) \prod_{k \neq 1, 2} F_k(\frac{v_1 s'_1}{s'_k}) \right| dv_1 \\
&\leq \frac{ab f_1^{max}}{r} C_s \|s - s'\| \\
&\quad + \int_a^b r_2 v_1 f_1(v_1) \cdot \left| \frac{s_1}{s_2} \prod_{k \neq 1, 2} F_k(\frac{v_1 s_1}{s_k}) - \frac{s'_1}{s'_2} \prod_{k \neq 1, 2} F_k(\frac{v_1 s'_1}{s'_k}) \right| dv_1 \tag{15} \\
&\quad + \int_a^b r_2 v_1 f_1(v_1) \cdot \left| \frac{s_1}{s_2} \prod_{k \neq 1} F_k(\frac{v_1 s_1}{s_k}) - \frac{s'_1}{s'_2} \prod_{k \neq 1} F_k(\frac{v_1 s'_1}{s'_k}) \right| dv_1 \tag{16}
\end{aligned}$$

Since the sum of Lipschitz continuous functions is Lipschitz continuous, we only need to prove that there exists some constant C_1 such that (15) is upper bounded (similar analysis can be applied to (16)),

$$\int_a^b r_2 v_1 f_1(v_1) \cdot \left| \frac{s_1}{s_2} \prod_{k \neq 1, 2} F_k(\frac{v_1 s_1}{s_k}) - \frac{s'_1}{s'_2} \prod_{k \neq 1, 2} F_k(\frac{v_1 s'_1}{s'_k}) \right| dv_1 \leq C_1 \cdot \|s - s'\| \tag{17}$$

This can be done as follows. We firstly note that

$$\begin{aligned}
&\left| \frac{s_1}{s_2} \prod_{k \neq 1, 2} F_k(\frac{v_1 s_1}{s_k}) - \frac{s'_1}{s'_2} \prod_{k \neq 1, 2} F_k(\frac{v_1 s'_1}{s'_k}) \right| \\
&\leq \left| \frac{s_1}{s_2} \prod_{k \neq 1, 2} F_k(\frac{v_1 s_1}{s_k}) - \frac{s'_1}{s'_2} \prod_{k \neq 1, 2} F_k(\frac{v_1 s_1}{s_k}) + \frac{s'_1}{s'_2} F_3(\frac{v_1 s_1}{s_3}) \prod_{k \neq 1, 2, 3} F_k(\frac{v_1 s_1}{s_k}) - \frac{s'_1}{s'_2} F_3(\frac{v_1 s'_1}{s'_3}) \prod_{k \neq 1, 2, 3} F_k(\frac{v_1 s'_1}{s'_k}) \right. \\
&\quad \left. + \frac{s'_1}{s'_2} F_3(\frac{v_1 s'_1}{s'_3}) F_4(\frac{v_1 s_1}{s_4}) \prod_{k \neq 1, 2, 3, 4} F_k(\frac{v_1 s_1}{s_k}) - \frac{s'_1}{s'_2} F_3(\frac{v_1 s'_1}{s'_3}) F_4(\frac{v_1 s'_1}{s'_4}) \prod_{k \neq 1, 2, 3, 4} F_k(\frac{v_1 s'_1}{s'_k}) + \dots - \frac{s'_1}{s'_2} \prod_{k \neq 1, 2} F_k(\frac{v_1 s'_1}{s'_k}) \right| \\
&\leq \left| \frac{s_1}{s_2} \prod_{k \neq 1, 2} F_k(\frac{v_1 s_1}{s_k}) - \frac{s'_1}{s'_2} \prod_{k \neq 1, 2} F_k(\frac{v_1 s_1}{s_k}) \right| + \left| \frac{s'_1}{s'_2} F_3(\frac{v_1 s_1}{s_3}) \prod_{k \neq 1, 2, 3} F_k(\frac{v_1 s_1}{s_k}) - \frac{s'_1}{s'_2} F_3(\frac{v_1 s'_1}{s'_3}) \prod_{k \neq 1, 2, 3} F_k(\frac{v_1 s'_1}{s'_k}) \right| + \dots
\end{aligned}$$

Without loss of generality, we consider the first two terms in the above. We can see that

$$\begin{aligned}
\left| \frac{s_1}{s_2} \prod_{k \neq 1, 2} F_k(\frac{v_1 s_1}{s_k}) - \frac{s'_1}{s'_2} \prod_{k \neq 1, 2} F_k(\frac{v_1 s_1}{s_k}) \right| &= \left| \frac{s_1}{s_2} - \frac{s'_1}{s'_2} \right| \prod_{k \neq 1, 2} F_k(\frac{v_1 s_1}{s_k}) \\
&\leq \left| \frac{s_1}{s_2} - \frac{s'_1}{s'_2} \right| \\
&\leq C_s \cdot \|s - s'\|
\end{aligned}$$

where the last inequality is by (14). Also, we can see

$$\begin{aligned}
& \left| \frac{s'_1}{s'_2} F_3\left(\frac{v_1 s_1}{s_3}\right) \prod_{k \neq 1,2,3} F_k\left(\frac{v_1 s_1}{s_k}\right) - \frac{s'_1}{s'_2} F_3\left(\frac{v_1 s'_1}{s'_3}\right) \prod_{k \neq 1,2,3} F_k\left(\frac{v_1 s'_1}{s'_k}\right) \right| \\
&= \left| F_3\left(\frac{v_1 s_1}{s_3}\right) - F_3\left(\frac{v_1 s'_1}{s'_3}\right) \right| \frac{s'_1}{s'_2} \prod_{k \neq 1,2,3} F_k\left(\frac{v_1 s_1}{s_k}\right) \\
&\leq \left| F_3\left(\frac{v_1 s_1}{s_3}\right) - F_3\left(\frac{v_1 s'_1}{s'_3}\right) \right| \cdot \frac{1}{\underline{r}} \\
&\leq f_3^{\max} \frac{v_1}{\underline{r}} \left| \frac{s_1}{s_3} - \frac{s'_1}{s'_3} \right| \\
&\leq f_3^{\max} \frac{v_1}{\underline{r}} C_s \cdot \|s - s'\|
\end{aligned}$$

By similarly applying the inequality to other terms and $\mathbb{E}[v_1^2] < \infty$, we finally will have some constant $C_1 = E[v_1]C_s + \frac{E[v_1^2]C_s}{\underline{r}} \sum_{i=3}^n f_i^{\max}$ such that (17) is satisfied. Similar analysis can show that (16) is also upper bounded with some constant. Therefore, there must exist some constant C_n such that $|R(r, s) - R(r, s')| \leq C_n \cdot \|s - s'\|$. \square

By discretization, we obtain a signal set of size $(\frac{1}{\epsilon^n} + |\mathcal{R}|^n)$, which implies that there are $O(\frac{1}{\epsilon^n} + |\mathcal{R}|^n)$ linear calibration constraints. Also, we know that there are $O(\frac{1}{\epsilon^n} |\mathcal{R}|^n + |\mathcal{R}|^{2n})$ variables. Therefore, the linear program of (3) can be solved in $\text{poly}(\frac{1}{\epsilon}, |\mathcal{R}|)$ time. \square

B.2 Proof of Corollary 3.4

Proof:[Proof of Corollary 3.4] Assume that there is some reserved price p for the mechanism. We assume that $p \in [a, b]$, which is usually a small value close to a . For the case of $p \leq a$, the discussion is similar. Consider that there are $n = 2$ bidders. The seller's expected revenue is reformulated as

$$\begin{aligned}
R(r, s) &= \int_a^b (r_1 \cdot \max\{\frac{v_2 s_2}{s_1}, p\}) \mathbf{Pr}(v_1 s_1 \geq v_2 s_2 \wedge v_1 \geq p | v_2) f_2(v_2) dv_2 \\
&\quad + \int_a^b (r_2 \cdot \max\{\frac{v_1 s_1}{s_2}, p\}) \mathbf{Pr}(v_2 s_2 \geq v_1 s_1 \wedge v_2 \geq p | v_1) f_1(v_1) dv_1 \\
&= \int_a^b (r_1 \cdot \max\{\frac{v_2 s_2}{s_1}, p\}) \int_{\max\{p, \frac{v_2 s_2}{s_1}\}}^b f_1(v_1) dv_1 f_2(v_2) dv_2 \\
&\quad + \int_a^b (r_2 \cdot \max\{\frac{v_1 s_1}{s_2}, p\}) \int_{\max\{\frac{v_1 s_1}{s_2}, p\}}^b f_2(v_2) dv_2 f_1(v_1) dv_1
\end{aligned}$$

Note that in the proof of Theorem 3.1, we only require $R(r, s)$ to be Lipschitz continuous. Therefore, if we can prove that $R(r, s)$ is Lipschitz continuous, then we can still have FPTAS to compute a signaling scheme achieving $1 - O(\epsilon)$ approximation.

In this proof, we only show $\int_a^b (r_2 \cdot \max\{\frac{v_1 s_1}{s_2}, p\}) \int_{\max\{\frac{v_1 s_1}{s_2}, p\}}^b f_2(v_2) dv_2 f_1(v_1) dv_1$ is Lipschitz continuous.

The proof for Lipschitz continuity of $\int_a^b (r_1 \cdot \max\{\frac{v_2 s_2}{s_1}, p\}) \int_{\max\{p, \frac{v_2 s_2}{s_1}\}}^b f_1(v_1) dv_1 f_2(v_2) dv_2$ is similar. We have

$$g(s, s') = \left| \int_a^b (r_2 \cdot \max\{\frac{v_1 s_1}{s_2}, p\}) \int_{\max\{\frac{v_1 s_1}{s_2}, p\}}^b f_2(v_2) dv_2 f_1(v_1) dv_1 \right|$$

$$\begin{aligned}
& - \int_a^b (r_2 \cdot \max\{\frac{v_1 s'_1}{s'_2}, p\}) \int_{\max\{\frac{v_1 s'_1}{s'_2}, p\}}^b f_2(v_2) dv_2 f_1(v_1) dv_1 | \\
\leq & | \int_a^b (r_2 \cdot \max\{\frac{v_1 s_1}{s_2}, p\}) \left(\int_{\max\{\frac{v_1 s_1}{s_2}, p\}}^b f_2(v_2) dv_2 - \int_{\max\{\frac{v_1 s'_1}{s'_2}, p\}}^b f_2(v_2) dv_2 \right) f_1(v_1) dv_1 | \\
& + | \int_a^b r_2 \cdot \left(\max\{\frac{v_1 s_1}{s_2}, p\} - \max\{\frac{v_1 s'_1}{s'_2}, p\} \right) \int_{\max\{\frac{v_1 s'_1}{s'_2}, p\}}^b f_2(v_2) dv_2 f_1(v_1) dv_1 | \\
\leq & \int_a^b (r_2 \cdot \max\{\frac{v_1 s_1}{s_2}, p\}) \left(f_2^{\max} \left| \frac{v_1 s'_1}{s'_2} - \frac{v_1 s_1}{s_2} \right| \right) f_1(v_1) dv_1 \\
& + \int_a^b r_2 \cdot \left| \frac{v_1 s_1}{s_2} - \frac{v_1 s'_1}{s'_2} \right| \int_{\max\{\frac{v_1 s'_1}{s'_2}, p\}}^b f_2(v_2) dv_2 f_1(v_1)
\end{aligned}$$

By simple calculation as in Lemma 3.2, we have $g(s, s') \leq \frac{E[v_1] b f_2^{\max}}{r} C_s \|s - s'\| + E[v_1] C_s \|s - s'\|$. Hence, the constant is $C_2 = \frac{E[v_1] b f_2^{\max}}{r} C_s + E[v_1] C_s$. Similarly, we can derive the constant C_1 for $\int_a^b (r_1 \cdot \max\{\frac{v_2 s_2}{s_1}, p\}) \int_{\max\{p, \frac{v_2 s_2}{s_1}\}}^b f_1(v_1) dv_1 f_2(v_2) dv_2$. Therefore, $R(r, s)$ is Lipschitz continuous with constant $C = C_1 + C_2$. \square

C Discussion on No-Point-Mass Assumption

The *no-point-mass assumption* is needed because i) the revenue for any fixed values as a function of signals is discontinuous around the tie-breaking points, and ii) the rounding construction does not preserve ties between the original scheme and the discretized scheme. Without the assumption, the optimal scheme may have a non-vanishing probability mass leading to ties, and our rounding may result in a revenue loss not vanishing as $\epsilon \rightarrow 0$. We construct an example to explain as follows.

Example C.1 Let CTR $r = (1.0, 0)$ and signal $s = (0.81, 0.8)$. The tie-breaking rule: mechanism favors bidder 2 when $v_1 s_1 = v_2 s_2$. The value distribution is a point-mass distribution in $v_1 = v_2 = 1$, i.e., $f_1(v_1 = 1) = f_2(v_2 = 1) = \infty$ and $f_1(v_1 \neq 1) = f_2(v_2 \neq 1) = 0$, which is not Lipschitz continuous. With signal s , the winner is bidder 1 with expected revenue $R(r, s) \approx 1$. If discretizing with step=0.1, s may be rounded to $s' = (0.8, 0.8)$ or $s' = (0.9, 0.9)$, where the winner becomes bidder 2 due to tie-breaking rule and $R(r, s') = 0$. The change of winner results in a severe loss of revenue and finally will lead to a large gap between continuous and discrete solutions.

Our rounding construction does not preserve ties due to the need to preserve the calibration constraints. As the revenue of fixed values is continuous in signals away from the tie-breaking points, the no-point-mass assumption is in fact implied by the probability mass of ties being zero for any signal profile, which is a mild assumption.

D Properties of the Optimal Signal Ratio

The following lemma shows that given that the density function $f(v)$ is an MHR over some bounded interval $[0, c]$, the optimal signal ratio $x^* = \frac{s_2}{s_1} \leq 1$, which helps simplify the construction of the signaling scheme.

Lemma D.1 Given a CTR vector $r = (1, l)$ for two bidders and the signal (s_1, s_2) , the expected revenue (5) is maximized at optimal signal ratio x^* , where $0 \leq x^* = \frac{s_2^*}{s_1^*} \leq 1$.

Proof: If the density function $f(v)$ is an MHR over some bounded interval $[0, c]$, then by letting $x = \frac{s_2}{s_1} \leq 1$, we can explicitly write (5) as

$$g(x) = 1 \cdot \int_0^c v_2 x \int_{v_2 x}^c f(v_1) dv_1 f(v_2) dv_2 + l \cdot \int_0^{cx} \frac{v_1}{x} \int_{\frac{v_1}{x}}^c f(v_2) dv_2 f(v_1) dv_1;$$

while if $\frac{s_2}{s_1} \geq 1$, then by letting $y = \frac{s_1}{s_2} \leq 1$, we can write (5) as

$$\begin{aligned} h(y) &= 1 \cdot \int_0^c \frac{v_2}{y} \int_{\frac{v_2}{y}}^c f(v_1) dv_1 f(v_2) dv_2 + l \cdot \int_0^{\frac{c}{y}} v_1 y \int_{v_1 y}^c f(v_2) dv_2 f(v_1) dv_1. \\ &= 1 \cdot \int_0^{cy} \frac{v_2}{y} \int_{\frac{v_2}{y}}^c f(v_1) dv_1 f(v_2) dv_2 + l \cdot \int_0^c v_1 y \int_{v_1 y}^c f(v_2) dv_2 f(v_1) dv_1. \end{aligned}$$

To prove expected revenue (5) is maximized at $\frac{s_2^*}{s_1^*} \leq 1$, it is equivalent to showing that $\max_{x \in [0, 1]} g(x) \geq \max_{y \in [0, 1]} h(y)$. Note that v_1 and v_2 are symmetric. Therefore, if we can prove that for any $x \in [0, 1]$,

$$\int_0^c v_2 x \int_{v_2 x}^c f(v_1) dv_1 f(v_2) dv_2 \geq \int_0^{cx} \frac{v_2}{x} \int_{\frac{v_2}{x}}^c f(v_1) dv_1 f(v_2) dv_2, \quad (18)$$

then due to $l \leq 1$, it implies that for any $x \in [0, 1]$, we have $g(x) \geq h(x)$, which further implies that $\max_{x \in [0, 1]} g(x) \geq \max_{y \in [0, 1]} h(y)$.

Let $t = v_2 x$. Then $0 \leq t \leq cx$ and $dt = x dv_2$. The left hand side of (18) equals

$$\int_0^c v_2 x \int_{v_2 x}^c f(v_1) dv_1 f(v_2) dv_2 = \int_0^{cx} t \int_t^c f(v_1) dv_1 f\left(\frac{t}{x}\right) \frac{1}{x} dt \quad (19)$$

For easy exposition, we replace t in (19) with v_2 , and (18) can be rewritten as

$$\int_0^{cx} \frac{v_2}{x} \int_{v_2}^c f(v_1) dv_1 f\left(\frac{v_2}{x}\right) dv_2 \geq \int_0^{cx} \frac{v_2}{x} \int_{\frac{v_2}{x}}^c f(v_1) dv_1 f(v_2) dv_2$$

To show the above inequality holds for any x , notice that given any $v_2 \geq 0$, we have

$$\begin{aligned} &\frac{v_2}{x} \int_{v_2}^c f(v_1) dv_1 f\left(\frac{v_2}{x}\right) \geq \frac{v_2}{x} \int_{\frac{v_2}{x}}^c f(v_1) dv_1 f(v_2) \\ \Leftrightarrow &\int_{v_2}^c f(v_1) dv_1 f\left(\frac{v_2}{x}\right) \geq \int_{\frac{v_2}{x}}^c f(v_1) dv_1 f(v_2) \\ \Leftrightarrow &(1 - F(v_2)) f\left(\frac{v_2}{x}\right) \geq (1 - F\left(\frac{v_2}{x}\right)) f(v_2) \\ \Leftrightarrow &\frac{(1 - F(v_2))}{f(v_2)} \geq \frac{(1 - F\left(\frac{v_2}{x}\right))}{f\left(\frac{v_2}{x}\right)} \\ \Leftrightarrow &\frac{f(v_2)}{(1 - F(v_2))} \leq \frac{f\left(\frac{v_2}{x}\right)}{(1 - F\left(\frac{v_2}{x}\right))} \end{aligned} \quad (20)$$

(20) holds because $x \leq 1$ and $f(v_2)$ is an MHR function. Hence, the optimal signal ratio $x^* \leq 1$ must hold. It is easy to know the signal ratio is non-negative. Thus, the lemma is proved. \square

With Lemma D.1, the following properties are useful in the construction of our simple signaling scheme.

Lemma D.2 Given a CTR vector $r = (1, l)$, the optimal signal ratio $x = \frac{s_2}{s_1}$ of (5) depends on l , denoted as $x(l)$. We have the following properties.

P1. $x(0) > 0$.

P2. The optimal signal ratio $x(l) > l$ for $l \in [0, 1)$ and $x(1) = 1$.

P3. The optimal expected revenue (5) is increasing in l for $l < 1$.

Proof: We prove the properties as follows.

P1: If $l = 0$, then (5) equals $\int_0^c v_2 x \int_{v_2 x}^c f(v_1) dv_1 f(v_2) dv_2 \geq 0$. The revenue (5) would be 0 if $x = 0$, which is not optimal. Thus, $x(0) > 0$.

P2: We know that the expected revenue (5) can be viewed as a function of l and x ,

$$\begin{aligned} g(x, l) &= \int_0^c v_2 x \int_{v_2 x}^c f(v_1) dv_1 f(v_2) dv_2 + l \cdot \int_0^{cx} \frac{v_1}{x} \int_{\frac{v_1}{x}}^c f(v_2) dv_2 f(v_1) dv_1 \\ &= \int_0^c v_2 x \int_{v_2 x}^c f(v_1) dv_1 f(v_2) dv_2 + l \cdot \int_0^c \int_0^{v_2 x} \frac{v_1}{x} f(v_1) dv_1 f(v_2) dv_2 \end{aligned}$$

We obtain the partial derivative w.r.t. x as

$$\begin{aligned} \frac{\partial g(x, l)}{\partial x} &= \frac{\partial}{\partial x} \left(\int_0^c v_2 x \int_{v_2 x}^c f(v_1) dv_1 f(v_2) dv_2 + l \cdot \int_0^c \int_0^{v_2 x} \frac{v_1}{x} f(v_1) dv_1 f(v_2) dv_2 \right) \\ &= \int_0^c v_2 f(v_2) \left[\int_{v_2 x}^c f(v_1) dv_1 - x f(v_2 x) v_2 \right] dv_2 \\ &\quad + l \cdot \left(\int_0^c f(v_2) \cdot \left(-\frac{1}{x^2} \int_0^{v_2 x} v_1 f(v_1) dv_1 + \frac{v_2 x}{x} f(v_2 x) v_2 \right) dv_2 \right) \\ &= \int_0^c v_2 f(v_2) \int_{v_2 x}^c f(v_1) dv_1 dv_2 - \int_0^c v_2^2 f(v_2) f(v_2 x) x dv_2 \\ &\quad - \frac{l}{x^2} \int_0^c f(v_2) \int_0^{v_2 x} v_1 f(v_1) dv_1 dv_2 + l \int_0^c f(v_2) v_2 f(v_2 x) v_2 dv_2 \end{aligned} \quad (21)$$

Let $h(x, l)$ denote the partial derivative $\frac{\partial g(x, l)}{\partial x}$. We want to show that given $0 \leq l < 1$, the derivative $h(x, l) > 0$ holds in the range $x \in [0, l]$. When $x = 0$, we have $h(0, l) > 0$ by simple calculation. Thus, we assume $x > 0$ and firstly have

$$l \int_0^c f(v_2) v_2 f(v_2 x) v_2 dv_2 \geq \int_0^c v_2^2 f(v_2) f(v_2 x) x dv_2,$$

which holds because $l \geq x$; and secondly we have

$$\begin{aligned} &\int_0^c v_2 f(v_2) \int_{v_2 x}^c f(v_1) dv_1 dv_2 > \frac{l}{x^2} \int_0^c f(v_2) \int_0^{v_2 x} v_1 f(v_1) dv_1 dv_2 \\ \Leftrightarrow &\int_0^c v_2 x f(v_2) \int_{v_2 x}^c f(v_1) dv_1 dv_2 > l \int_0^{cx} \frac{v_1}{x} f(v_1) \int_{\frac{v_1}{x}}^c f(v_2) dv_2 dv_1 \end{aligned} \quad (22)$$

$$\Leftrightarrow \int_0^{cx} \frac{t}{x} f\left(\frac{t}{x}\right) \int_t^c f(v_1) dv_1 dt > l \int_0^{cx} \frac{v_1}{x} f(v_1) \int_{\frac{v_1}{x}}^c f(v_2) dv_2 dv_1 \quad (23)$$

where (22) to (23) is by letting $t = v_2x$. The strict inequality (23) holds because 1) $l < 1$, and 2) an analysis similar to (18), which holds with weak inequality. From the analysis, we know that for $0 \leq l < 1$, $h(x, l) > 0$ holds for $x \in [0, l]$ which implies that given $l < 1$, $g(x, l)$ is monotone increasing in $x \in [0, l]$. Also, we have $g(x, l)$ is continuous by the fact that $f(v)$ is continuous. Both together imply that we must have the optimal signal ratio $x(l) > l$ for $l \in [0, 1)$.

If $l = 1$, due to the fact that the optimal signal ratio $x(l) \leq 1$ (Lemma D.1) and $h(x, 1) > 0$ for any $x < 1$, we have $h(1, 1) = 0$, and thus $x(1) = 1$.

P3: Given a click-through-rate l , we denote the maximum expected revenue achieved as $g(l) = \max_x g(x, l)$. Given any $l_1 < l_2$, by substituting $x(l_1)$ into $g(x, l_2)$, we have $g(l_2) \geq g(x(l_1), l_2)$. Because the second part $\int_0^{cx} \frac{v_1}{x} \int_{v_1/x}^c f(v_2) dv_2 f(v_1) dv_1 \geq 0$ in (5) and $l_2 > l_1$, we must also have $g(x(l_1), l_2) \geq g(x(l_1), l_1) = \max_x g(x, l_1)$. Hence, the optimal expected revenue (5) is increasing in l .

□

E Missing Proofs in Section 4

E.1 Verifying Signaling Scheme and Choosing p_0

Lemma E.1 *By carefully choosing p_0 , the constructed signaling scheme is valid and calibrated.*

Proof: By the construction, we can see that the signals used are valid, i.e., $\sigma_i \in [l, 1], \forall i$. Denote $\Sigma = \{\sigma_0, \sigma_1, \dots, \sigma_{K-1}, \sigma_K\}$. The next part of the proof is to verify that the calibration constraint holds for any signal s_i . Without loss of generality, we consider the bidder 1. The signals sent to the first bidder are calibrated if (2) holds. When sending signal $\sigma_i, i \in \{1, 2, \dots, K-1\}$ to bidder 1, we have (2) as

$$\begin{aligned} & \sum_{\sigma \in \Sigma} \lambda((l, 1)) \pi((\sigma_i, \sigma)|(l, 1)) (l - \sigma_i) + \lambda((1, l)) \pi((\sigma_i, \sigma)|(1, l)) (1 - \sigma_i) = p_i(l - \sigma_i) + p_{i-1}(1 - \sigma_i) \\ &= p_{i-1} \frac{1 - \sigma_i}{\sigma_i - l} \cdot (l - \sigma_i) + p_{i-1}(1 - \sigma_i) = 0 \end{aligned}$$

Similarly, we can verify the calibration constraint for signals sent to bidder 2. By the construction, we know that when bidder 1 or bidder 2 observes signal $\sigma_K = 1$, the click-through-rate can only be $h = 1$, so the calibration constraint also holds.

Next, we verify the calibration constraint for the signal σ_0 . Without loss of generality, we only need to consider bidder 1. There are only three signals containing σ_0 sent to bidder 1, which are $\pi((\sigma_0, \sigma_0)|(l, 1))$, $\pi((\sigma_0, \sigma_1)|(l, 1))$ and $\pi((\sigma_0, \sigma_0)|(1, l))$. Hence, the calibration constraint (2) holds since

$$\begin{aligned} & \sum_{\sigma \in \Sigma} \lambda((l, 1)) \pi((\sigma_0, \sigma)|(l, 1)) (l - \sigma_0) + \lambda((1, l)) \pi((\sigma_0, \sigma)|(1, l)) (1 - \sigma_0) \\ &= p_0(l - \sigma_0) + z(l - \sigma_0) + z(1 - \sigma_0) \\ &= p_0(l - \sigma_0) + p_0 \frac{\sigma_0 - l}{l + 1 - 2\sigma_0} (l + 1 - 2\sigma_0) \\ &= 0 \end{aligned}$$

Next, we need to show the probability mass $z \geq 0$. If $\sigma_0 = l$, obviously $z = 0$ by (8). If $\sigma_0 \neq l$, the following lemma is sufficient to show that $z > 0$, which indicates that the signaling scheme is valid.

Lemma E.2 *If $\sigma_0 \neq l$, then $\frac{\sigma_0 - l}{l + 1 - 2\sigma_0} > 0$.*

Proof: By the construction and $0 < x(l) < 1$, we have $\sigma_0 = x(l)^K > l$ for some $K \geq K_0 \geq 1$ and $\sigma_0 \cdot x(l) = x(l)^{K+1} \leq l$. Thus, we only need to prove $l + 1 - 2\sigma_0 > 0$, which is equivalent to proving

$$1 - \sigma_0 > \sigma_0 - l \quad \Leftrightarrow \quad 1 - x(l)^K > x(l)^K - l$$

Then it is sufficient to show $1 - x(l)^K > x(l)^K - x(l)^{K+1} \geq x(l)^K - l$. The first inequality $1 - x(l)^K > x(l)^K - x(l)^{K+1}$ holds because $x(l) < 1$ and $x(l)^{K-1} \leq 1$. The second inequality holds because $x(l)^{K+1} \leq l$. \square

Finally, we need to choose p_0 so that $\sum_s p((l, h), s) = \sum_s p((h, l), s) = \frac{1}{2}$, i.e., the probability constraint is satisfied. Without loss of generality, by considering the state $(l, 1)$, we have

$$z + p_0 + p_1 + \cdots + p_{K-1} = \frac{1}{2} \quad (24)$$

Thus, we choose $p_0 = \frac{1}{2} \frac{1}{(z/p_0 + 1 + \sum_{i=1}^{K-1} p_i/p_0)}$. Note that by (7) and (8), we know $\frac{z}{p_0}$ and $\frac{p_i}{p_0}$ are some constants given l and the optimal signal ratio $x(l)$. \square

E.2 Proof of Observation 4.8

Proof:[Proof of Observation 4.8] In Lemma D.2, we know $x(1) = 1$. Thus, the optimal signal ratio function $x(l)$ and line $x = l$ must intersect at $(1, 1)$. Since $x = x(l)^k$ is convex, there are at most two points intersecting with line $x = l$ (by the definition of convexity). Hence, the other point intersecting is $(l[k], l[k])$ where $l[k]$ is one solution to equation $x(l)^k = l$ with $l[k] \neq 1$. Because $x(l) < 1$ for $l < 1$, $x(l)^k$ decreases as k increases. The curve $x = x(l)^k$ is below the curve $x = x(l)^{k-1}$. Hence, $l[k]$ decreases. \square

E.3 Proof of Lemma 4.9

Proof:[Proof of Lemma 4.9] We first notice from (21) that the partial derivative $\frac{\partial g(x, l)}{\partial x}$ is a continuous function in x . It implies that for $l \in [0, 1)$ with $x(l) < 1$, it must be $\frac{\partial g(x, l)}{\partial x}|_{x=x(l)} = 0$. We first simplify the derivative $\frac{\partial g(x, l)}{\partial x}$ in (21).

$$\begin{aligned} & \int_0^c v_2 f(v_2) \int_{v_2 x}^c f(v_1) dv_1 dv_2 - \int_0^c v_2^2 f(v_2) f(v_2 x) x dv_2 \\ &= \int_0^c v_2 f(v_2) ((1 - F(v_2 x)) - v_2 x f(v_2 x)) dv_2 \\ &= \int_0^c v_2 f(v_2) f(v_2 x) \left(\frac{1 - F(v_2 x)}{f(v_2 x)} - v_2 x \right) dv_2 \end{aligned}$$

Also, we have (we use $t = v_2 x$ and $s = \frac{t}{x}$)

$$\begin{aligned} & \int_0^c f(v_2) v_2 f(v_2 x) v_2 dv_2 - \frac{1}{x^2} \int_0^c f(v_2) \int_0^{v_2 x} v_1 f(v_1) dv_1 dv_2 \\ &= \int_0^{cx} f(t) f\left(\frac{t}{x}\right) \left(\frac{t}{x}\right)^2 \frac{1}{x} dt - \frac{1}{x} \int_0^{cx} \frac{v_1}{x} f(v_1) \int_{\frac{v_1}{x}}^c f(v_2) dv_2 dv_1 \\ &= \int_0^{cx} f(t) f\left(\frac{t}{x}\right) \left(\frac{t}{x}\right)^2 \frac{1}{x} dt - \frac{1}{x} \int_0^{cx} (1 - F\left(\frac{t}{x}\right)) f(t) \frac{t}{x} dt \end{aligned}$$

$$\begin{aligned}
&= \int_0^{cx} f(t) \frac{t}{x^2} \left(f\left(\frac{t}{x}\right) \frac{t}{x} - \left(1 - F\left(\frac{t}{x}\right)\right) \right) dt \\
&= \int_0^{cx} f(t) \frac{t}{x^2} f\left(\frac{t}{x}\right) \left(\frac{t}{x} - \frac{(1 - F(\frac{t}{x}))}{f(\frac{t}{x})} \right) dt \\
&= \int_0^c f(sx) s f(s) \left(s - \frac{(1 - F(s))}{f(s)} \right) ds
\end{aligned}$$

Combining these two equations, we have (replace s and v_2 with v)

$$\begin{aligned}
\frac{\partial g(x, l)}{\partial x} &= \int_0^c v f(v) f(vx) \left(\frac{(1 - F(vx))}{f(vx)} - l \frac{(1 - F(v))}{f(v)} + lv - vx \right) dv \\
&= \int_0^c v f(v) f(vx) (l \varphi(v) - \varphi(vx)) dv
\end{aligned} \tag{25}$$

where $\varphi(x) = x - \frac{1-F(x)}{f(x)}$ is a regular function because $f(x)$ is an MHR function. Since $x(l)$ is continuous and convex, if $x(l)$ is not a strictly increasing function, then there must exist some $x \in [0, 1)$ such that for some $l \neq l'$, $\frac{\partial g(x, l)}{\partial x} = 0$ and $\frac{\partial g(x, l')}{\partial x} = 0$ hold simultaneously. Hence, by subtracting $\frac{\partial g(x, l')}{\partial x}$ from $\frac{\partial g(x, l)}{\partial x}$, we have

$$\int_0^c v f(v) f(vx) (l - l') \varphi(v) dv = 0$$

which implies that (since $l - l' \neq 0$)

$$\int_0^c v f(v) f(vx) \varphi(v) dv = 0$$

This further implies that

$$\int_0^c v f(v) f(vx) \varphi(vx) dv = 0$$

Hence, there must exist some $x \in [0, 1)$, $\frac{\partial g(x, l)}{\partial x} = 0$ for any l . However, this contradicts the result that given any $x \in [0, 1)$ and any $l \in [x, 1]$, we should have $\frac{\partial g(x, l)}{\partial x} > 0$ (shown in the proof of P2 of Lemma D.2). Thus, $x(l)$ must be a strictly increasing function if $x(l)$ is convex.

□

E.4 Proof of Lemma 4.10

Proof:[Proof of Lemma 4.10] Since $z \cdot S(k, l) = \frac{1}{2}$, we prove the lemma by showing that $\frac{l+1-2\sigma_0}{\sigma_0-l}$ and $\frac{1-\sigma_i}{\sigma_i-l}$ are increasing in l . Since $\sigma_0 = x(l)^k$, we take the derivative with respect to l and show that it is greater than 0.

$$\begin{aligned}
\frac{d}{dl} \frac{l+1-2x(l)^k}{x(l)^k-l} &= \frac{(l+1-2x(l)^k)'(x(l)^k-l) - (x(l)^k-l)'(l+1-2x(l)^k)}{(x(l)^k-l)^2} \\
&= \frac{(1-2kx(l)^{k-1}x'(l))(x(l)^k-l) - (kx(l)^{k-1}x'(l)-1)(l+1-2x(l)^k)}{(x(l)^k-l)^2}
\end{aligned}$$

Therefore, we need to show $(1-2kx(l)^{k-1}x'(l))(x(l)^k-l) - (kx(l)^{k-1}x'(l)-1)(l+1-2x(l)^k) \geq 0$.

We further know that

$$\begin{aligned}
h(l) &= (1 - 2kx(l)^{k-1}x'(l))(x(l)^k - l) - (kx(l)^{k-1}x'(l) - 1)(l + 1 - 2x(l)^k) \\
&= x(l)^k - l - 2kx(l)^{k-1}x'(l)x(l)^k + 2kx(l)^{k-1}x'(l)l \\
&\quad - kx(l)^{k-1}x'(l)l - kx(l)^{k-1}x'(l) + 2kx(l)^{k-1}x'(l)x(l)^k + l + 1 - 2x(l)^k \\
&= -x(l)^k + 1 + kx(l)^{k-1}x'(l)l - kx(l)^{k-1}x'(l) \\
&= x(l)^{k-1} \left(lkx'(l) - x(l) - kx'(l) \right) + 1
\end{aligned}$$

We can observe that $h(l = 1) = 0$. If we can show that $h(l)$ is decreasing in l , then we have $h(l) \geq 0, \forall l \in (l[k + 1], l[k]]$. This is done by

$$\begin{aligned}
\frac{dh(l)}{dl} &= (k - 1)x'(l)x(l)^{k-2} \left(lkx'(l) - x(l) - kx'(l) \right) + x(l)^{k-1} \left(kx'(l) + lkx''(l) - x'(l) - kx''(l) \right) \\
&= (k - 1)x'(l)x(l)^{k-2} lkx'(l) - (k - 1)x'(l)x(l)^{k-2} kx'(l) + x(l)^{k-1} \left(lkx''(l) - kx''(l) \right) \\
&= x(l)^{k-2} \left(k(k - 1)(l - 1)x'(l)^2 + x(l)(l - 1)kx''(l) \right) \\
&\leq 0
\end{aligned}$$

where the last inequality is due to $l < 1$, $x(l)$ is convex and $k \geq 1$. Hence, $h(l)$ is decreasing in l . Thus, $\frac{l+1-2\sigma_0}{\sigma_0-l}$ is increasing in l .

We similarly prove $\frac{1-\sigma_i}{\sigma_i-l}$ is increasing in l . Since $\sigma_i = x(l)^{k-i}$, by letting $p = k - i \geq 1$, we take the derivative with respect to l as

$$\begin{aligned}
\frac{d}{dl} \frac{1 - x(l)^p}{x(l)^p - l} &= \frac{(1 - x(l)^p)'(x(l)^p - l) - (x(l)^p - l)'(1 - x(l)^p)}{(x(l)^p - l)^2} \\
&= \frac{-px(l)^{p-1}x'(l)(x(l)^p - l) - (px(l)^{p-1}x'(l) - 1)(1 - x(l)^p)}{(x(l)^p - l)^2} \\
&= \frac{-px(l)^{p-1}x'(l)x(l)^p + px(l)^{p-1}x'(l)l - (px(l)^{p-1}x'(l) - px(l)^{p-1}x'(l)x(l)^p - 1 + x(l)^p)}{(x(l)^p - l)^2} \\
&= \frac{px(l)^{p-1}x'(l)l - px(l)^{p-1}x'(l) + 1 - x(l)^p}{(x(l)^p - l)^2}
\end{aligned}$$

Thus, we only need to show that $px(l)^{p-1}x'(l)l - px(l)^{p-1}x'(l) + 1 - x(l)^p = x(l)^{p-1} \left(plx'(l) - x(l) - px'(l) \right) + 1$ is greater than 0. Notice that this is analogous to $h(l)$ defined above. Thus, $\frac{1-\sigma_i}{\sigma_i-l}$ is increasing in l . Therefore, we know that z is decreasing in $l \in (l[k + 1], l[k]]$.

Finally, by Lemma E.2, we can show $z > 0$ when $l \neq \sigma_0$. \square

E.5 Proof of Proposition 4.3

Proof:[Proof of Proposition 4.3] Since the CTRs of bidders are exchangeable, we can separately consider the signaling scheme for each pair of CTR vectors. It is without loss of generality to consider a pair of CTR vectors $(l, 1)$ and $(1, l)$ such that $\lambda(r = (l, 1)) = \lambda(r = (1, l)) = \frac{1}{2}$. The expected revenue by (5) is realized as (for the click-through rate $(1, l)$)

$$R(r, s) = \int_0^\infty \frac{v_2 s_2}{s_1} \cdot \int_{\frac{v_2 s_2}{s_1}}^\infty \lambda \cdot e^{-\lambda v_1} dv_1 \cdot \lambda \cdot e^{-\lambda v_2} dv_2 + l \cdot \int_0^\infty \frac{v_1 s_1}{s_2} \cdot \int_{\frac{v_1 s_1}{s_2}}^\infty \lambda \cdot e^{-\lambda v_2} dv_2 \cdot \lambda \cdot e^{-\lambda v_1} dv_1$$

We further simplify the formula for the first term (simplification for the second term is similar)

$$\begin{aligned}
& \int_0^\infty \frac{v_2 s_2}{s_1} \cdot \int_{\frac{v_2 s_2}{s_1}}^\infty \lambda \cdot e^{-\lambda v_1} dv_1 \cdot \lambda \cdot e^{-\lambda v_2} dv_2 \\
&= \int_0^\infty \frac{v_2 s_2}{s_1} \cdot e^{-\lambda \frac{v_2 s_2}{s_1}} \cdot \lambda \cdot e^{-\lambda v_2} dv_2 \\
&= \frac{s_2}{s_1} \int_0^\infty (\lambda v_2) \cdot e^{-\lambda v_2 (\frac{s_2}{s_1} + 1)} dv_2 \\
&= \frac{s_2}{s_1} \cdot \frac{1}{(\frac{s_2}{s_1} + 1)} \int_0^\infty \lambda v_2 (\frac{s_2}{s_1} + 1) \cdot e^{-\lambda v_2 (\frac{s_2}{s_1} + 1)} dv_2 \\
&= \frac{s_2}{s_1} \frac{1}{(\frac{s_2}{s_1} + 1)} \cdot \frac{1}{\lambda (\frac{s_2}{s_1} + 1)}
\end{aligned}$$

Finally, we have

$$R(r, s) = \frac{1+l}{\lambda} \cdot \frac{s_1 s_2}{(s_1 + s_2)^2}$$

which is maximized at the optimal signal ratio $\frac{s_1}{s_2} = 1$. That is, $x(l) = 1$ for all $l \in [0, 1]$. By the calibration constraint, we know that the seller should send $(\frac{1+l}{2}, \frac{1+l}{2})$ with probability 1 conditioning on any of two CTR vectors, which implies revealing no information is optimal. \square

E.6 Proof of Lemma 4.6

Proof:[Proof of Lemma 4.6] By Lemma D.1, the optimal signal ratio $\frac{s_2}{s_1} \leq 1$. Therefore, the expected revenue (5) is realized as (for the click-through rate $(1, l)$)

$$\begin{aligned}
R(r, s) &= \int_0^c \frac{v_2 s_2}{s_1} \int_{\frac{v_2 s_2}{s_1}}^c \frac{1}{c} dv_1 \frac{1}{c} dv_2 + l \cdot \int_0^{c \frac{s_2}{s_1}} \frac{v_1 s_1}{s_2} \int_{\frac{v_1 s_1}{s_2}}^c \frac{1}{c} dv_2 \frac{1}{c} dv_1 \\
&= c \cdot \left(\frac{1}{2} \frac{s_2}{s_1} - \frac{1}{3} \frac{s_2^2}{s_1^2} + \frac{1}{6} l \frac{s_2}{s_1} \right)
\end{aligned} \tag{26}$$

By solving (26), we know that the optimal signal ratio is $x(l) = \frac{s_2}{s_1} = \frac{3+l}{4}$, which is a linear. In (26), the expected revenue is only determined by the signal ratio. Hence, the approximation ratio is obtained by comparing the expected revenue obtained from $\frac{\sigma_0}{\sigma_0} = 1$ and that from the optimal signal ratio $\frac{3+l}{4}$. The maximum expected revenue achieved at $\frac{3+l}{4}$ is $c \cdot \frac{(3+l)^2}{48}$, while $\frac{\sigma_0}{\sigma_0} = 1$ leads to expected revenue $c \cdot \left(\frac{1}{6} + \frac{1}{6} l \right)$. The ratio between the revenue of sending signal (σ_0, σ_0) and the maximum possible revenue is at least $\frac{8}{9}$. \square

F Example for Verifying the Convexity of Optimal Signal Ratio Function

We provide one more example to explain how to computationally verify the convexity of $x(l)$ and find the initial number K_0 .

Assume that the density function is $f(v) = 12v(1-v)$, supported in the bounded interval $[0, \frac{1}{2}]$. It is not hard to verify that the distribution is MHR. The expected revenue (5) is rewritten as

$$R(l, x) = \int_0^{\frac{1}{2}} v_2 x \int_{v_2 x}^{\frac{1}{2}} f(v_1) dv_1 f(v_2) dv_2 + \int_0^{\frac{x}{2}} \left(l \cdot \frac{v_1}{x} \right) \int_{\frac{v_1}{x}}^{\frac{1}{2}} f(v_2) dv_2 f(v_1) dv_1$$

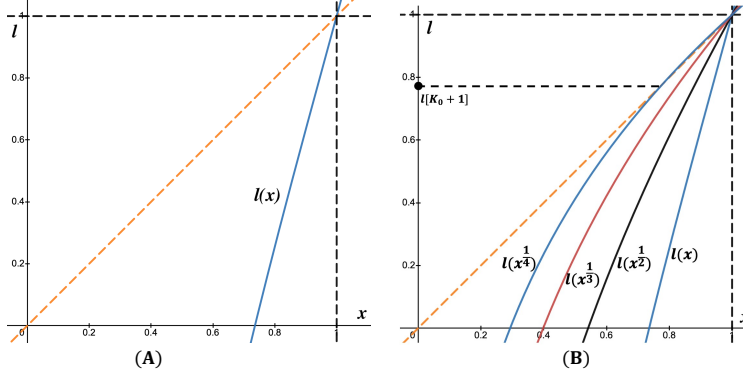


Figure 2: $l(x)$ is the inverse function of $x(l)$. $l(x)$ is concave. K_0 is initial number.

where $x = \frac{s_2}{s_1}$. By some calculation, we have $R(l, x) = l(-\frac{3x^3}{56} + \frac{7x^2}{40}) + \frac{x^4}{14} - \frac{21x^3}{80} + \frac{5x}{16}$. However, it would be hard to have an explicit formula for $x(l)$, $l \in [0, 1]$ by optimizing $R(l, x)$. Instead, we found that it is relatively easy to find its inverse function $l(x)$. Observe that $\frac{\partial R(l, x)}{\partial x}$ is continuous in x . Hence, at the optimal signal ratio x^* , one must have $\frac{\partial R(l, x)}{\partial x}|_{x=x^*} = 0$. We then obtain an explicit formula for $l(x)$, (a detailed derivation is in Appendix E.3)

$$l(x) = \frac{\int_0^{\frac{1}{2}} v f(v) f(vx) \varphi(vx) dv}{\int_0^{\frac{1}{2}} v f(v) f(vx) \varphi(v) dv}$$

where $\varphi(x) = x - \frac{1-F(x)}{f(x)}$ is the virtual valuation. We plot $l(x)$ in Figure 2 (A).

Notice that $l(x)$ is clearly continuous in x . Since $x(l)$ is strictly increasing for convex $x(l)$ by Lemma 4.9, $l(x)$ (for $l \in [0, 1]$ and $x \in [x_0, 1]$, where $x_0 \in [0, 1]$ and $l(x_0) = 0$) must be a concave function if $x(l)$ is convex. We can verify that $\frac{\partial^2 l(x)}{\partial x^2} \leq 0$ for $x \in [0, 1]$, which implies that $x(l)$ is a convex function (also see Figure 2 (A)).

To compute K_0 , we need to determine whether $x(l)^k$ for some integer k intersects with line $x = l$. In the context of $l(x)$, if $x(l)$ intersects with line $x = l$, then it is equivalent to the inverse function $l(x^{\frac{1}{k}})$ intersecting with line $x = l$. Hence, we can find K_0 by enumerating k . The intersection point $l[K_0 + 1]$ then can be found by binary search, with which we can compute $x(l[K_0 + 1])$. See Figure 2 (B) for an example.

In this example, we have $K_0 = 3$, $l[K_0 + 1] \approx 0.7792$ and $x(l[K_0 + 1]) \approx 0.9395$. By Proposition 4.7, we obtain $z^* \approx 0.14$. Hence, the constructed signaling scheme can achieve approximately at least 0.86 approximation.

G Additional Discussions

Convexity assumption of $x(l)$. For concave or arbitrary function $x(l)$, Proposition 4.7 cannot be directly generalized. One requirement of Proposition 4.7 is that given a convex $x(l)$, $x(l)^k$ will only intersect with line $x = l$ at most twice, and the intersection point $l[k]$ decreases in k . However, there exist some concave function $x(l)$ such that $x(l)^k$ may intersect with line $x = l$ more than twice (see Figure 3 for an example), which makes our analysis not applicable. The problem of constructing an approximate signaling scheme given a general $x(l)$ remains open.

More Than Two Bidders in Symmetric Environments. This problem is of interest and remains open. It shows a very different structure from the case of two bidders. For example, suppose $f(v)$ is an exponential

density function over $[0, \infty)$. When there are only two bidders, the optimal signal ratio is $x = 1$, leading to an optimal signaling scheme revealing no information. But it is no longer the case for 3 bidders. The expected revenue for 3 bidders is computed as

$$\begin{aligned} R(r, s) = & \frac{r_1 + r_2}{\lambda} xy^2 \left(\frac{1}{(xy + y)^2} - \frac{1}{(xy + 1 + y)^2} \right) \\ & + \frac{r_2 + r_3}{\lambda} y \left(\frac{1}{(y + 1)^2} - \frac{1}{(xy + 1 + y)^2} \right) \\ & + \frac{r_1 + r_3}{\lambda} xy \left(\frac{1}{(xy + 1)^2} - \frac{1}{(xy + 1 + y)^2} \right) \end{aligned}$$

where $x = \frac{s_2}{s_1}$ and $y = \frac{s_3}{s_2}$. By simple calculation, we find that $x = y = 1$ is not the optimal signal ratio. We find it is challenging to generalize the idea of the signaling scheme construction in Section 4.2 to this case. A more complicated signaling scheme is expected.

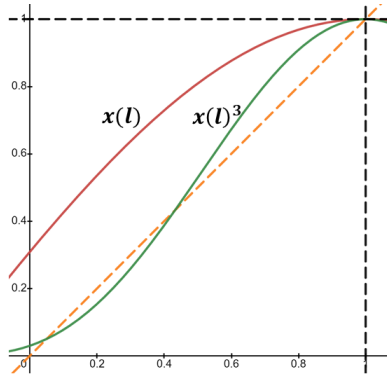


Figure 3: Let $x(l) = \sin\left(\frac{4\pi}{10}x + \frac{\pi}{10}\right)$ be a concave function. As shown, $x(l)^3$ intersects with line $x = l$ more than twice. Also, when intersection occurs, $x(l)^3$ is not a convex function.