
Interaction Measures, Partition Lattices and Kernel Tests for High-Order Interactions

Zhaolu Liu

Department of Mathematics
Imperial College London
London, SW7 2AZ, United Kingdom
zhaolu.liu16@imperial.ac.uk

Robert L. Peach

Department of Neurology
University Hospital Würzburg
Würzburg, 97070, Germany

Department of Brain Sciences
Imperial College London
London, W12 0NN, United Kingdom
r.peach13@imperial.ac.uk

Pedro A.M. Mediano

Department of Computing
Imperial College London
London, SW7 2AZ, United Kingdom
p.mediano@imperial.ac.uk

Mauricio Barahona*

Department of Mathematics
Imperial College London
London, SW7 2AZ, United Kingdom
m.barahona@imperial.ac.uk

Abstract

Models that rely solely on pairwise relationships often fail to capture the complete statistical structure of the complex multivariate data found in diverse domains, such as socio-economic, ecological, or biomedical systems. Non-trivial dependencies between groups of more than two variables can play a significant role in the analysis and modelling of such systems, yet extracting such high-order interactions from data remains challenging. Here, we introduce a hierarchy of d -order interaction measures, increasingly inclusive of possible factorisations of the joint probability distribution, and define non-parametric, kernel-based tests to establish systematically the statistical significance of d -order interactions. We also establish mathematical links with lattice theory, which elucidate the derivation of the interaction measures and their composite permutation tests; clarify the connection of simplicial complexes with kernel matrix centring; and provide a means to enhance computational efficiency. We illustrate our results numerically with validations on synthetic data, and through an application to neuroimaging data.

1 Introduction

There is increasing evidence that pairwise relationships are insufficient to model many real world systems [1, 2, 3]. The relevance of high-order interactions has been emphasised in many contexts, as relationships within social [4], ecological [5, 6], and biological systems [7, 8] frequently involve groups of three or more agents, beyond pairwise associations. Such high-order interactions can be neither trivially represented by a linear combination of dyadic relationships, as the presence of high-order interactions can significantly impact the dynamics on networked systems [9, 10, 11, 12, 13, 14, 15], nor can they be simply detected by joint independence tests which inherently ignore other possible factorisations of the joint distribution.

*corresponding author

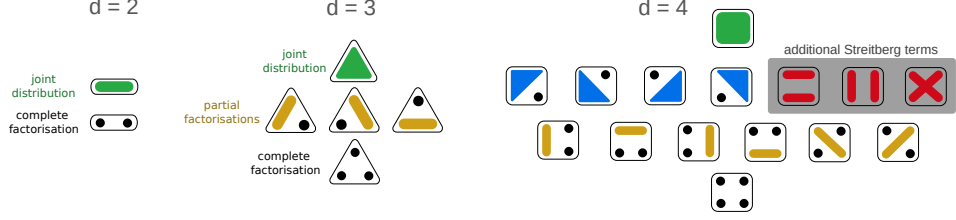


Figure 1: **Factorisations of joint distributions** $\mathbb{P}_{1\dots d}$ for $d = 2, 3, 4$. The black dots indicate the marginal distributions of the singletons. The line, triangular and square shapes represent the joint distribution of two, three and four variables respectively. Different factorisations are presented as partitions of the d variables ordered by increasing cardinality from top to bottom, so that all the factorisations with the same number of independent blocks appear at the same level. Joint independence considers only the top and bottom levels for each d , whilst the Lancaster interaction considers all terms except those in the shaded region. The Streitberg interaction considers all partitions. Hence, for $d = 2$, we have $\Delta_I^2\mathbb{P} = \Delta_L^2\mathbb{P} = \Delta_S^2\mathbb{P}$; whereas for $d = 3$, we have $\Delta_I^3\mathbb{P} \neq \Delta_L^3\mathbb{P} = \Delta_S^3\mathbb{P}$, and for $d \geq 4$, we have $\Delta_I^d\mathbb{P} \neq \Delta_L^d\mathbb{P} \neq \Delta_S^d\mathbb{P}$.

Direct measurements of group interactions are seldom available, leading to their omission, partial representation as projected pairwise interactions [16, 17, 18], or limited recovery through inference methods [19, 20]. Often, only indirect measurements of underlying interactions in real-world complex systems are available, in the form of *iid* or time-series data. Methods that learn high-order interactions from time-series data have been developed [11, 21], however, their reliance on heuristic measures makes their interpretation difficult. Alternative methods have been developed with strong foundations in statistics [22] and information theory [23, 24, 25], however, as we show later, these are often based on an incomplete set of interactions and thus fail to capture all possible factorisations of the joint probability distribution [26, 27].

Kernel-based hypothesis tests provide a non-parametric, statistically robust framework for detecting relationships between variables from observational data. Such tests have been implemented for pairwise [28, 29, 30, 31] and d -variate joint independence [32, 33], and proven to be effective for non-trivial dependencies such as in the 3-way Lancaster test [34, 35]. However, to the best of our knowledge, cases where the number of variables exceeds 3 are still unexplored.

Here, we extend the capability for detection of high-order interactions by introducing a family of tests based on factorisations of the joint probability distribution that generalise systematically to any order d . At the head of this family, we introduce the Streitberg interaction test, which captures all factorisations of the joint distribution of order d . We further show that, despite the fact that the naive extension to $d \geq 4$ of the Lancaster interaction excludes some of the factorisations of the joint distribution, not all is lost, and we detail the conclusions that can be drawn from rejecting the d -order Lancaster interaction. Furthermore, we show that: (i) lattice theory provides a coherent theoretical foundation for detecting high-order interactions; (ii) interaction measures can be systemically derived from partition lattices; (iii) the corresponding Hilbert-Schmidt norm for kernel embeddings can naturally be extracted from the product lattice; (iv) the composite permutation tests can be performed with regard to the second level of the lattice; and (v) the lattice formulation allows us to propose a generalised interaction measure that can be used to test whether a given factorisation can be factorised further. Despite the inescapable combinatorial nature of testing high-order interactions, we offer approaches to reduce the computational complexity of our d -order interaction tests informed by our links with lattice theory. Finally, we present numerical validations of our tests on synthetic data before applying them to real-world neuroimaging data.

2 Interaction Measures

The most basic form of interaction between variables occurs between two variables, X^1 and X^2 , and is often characterized by the lack of pairwise independence, i.e., the difference between the joint distribution \mathbb{P}_{X^1, X^2} and the product of the marginal distributions \mathbb{P}_{X^1} and \mathbb{P}_{X^2} (see Fig. 1, $d = 2$). Let us consider d random variables $\{X^1, X^2, \dots, X^d\}$ with joint distribution $\mathbb{P}_{X^1, \dots, X^d} =: \mathbb{P}_{1\dots d}$ (for readability, hereafter we use this subscript notation). The d variables are jointly independent if

and only if $\mathbb{P}_{1\dots d}$ can be factorised as the product of the univariate marginal distributions. Hence we can introduce an interaction measure that vanishes only when the variables are jointly independent:

$$\Delta_I^d \mathbb{P} = \mathbb{P}_{1\dots d} - \prod_{i=1}^d \mathbb{P}_i. \quad (1)$$

When $d > 2$, however, the criterion for joint independence fails to capture high-order interactions, since additional factorisations must be considered. For instance, if \mathbb{P}_{123} could be factorised as $\mathbb{P}_1 \mathbb{P}_{23}$ (see Fig. 1, $d = 3$), joint independence would be rejected, yet there is no 3-way interaction. Instead, we seek a way of identifying high-order interactions for d variables where all lower order independencies can be rejected.

One approach to address the shortcomings of joint independence in identifying high-order interactions for $d > 2$ variables is to use a signed measure called the Lancaster interaction [34]. The Lancaster interaction for $d = 3$ is defined as $\Delta_L^3 \mathbb{P} = \mathbb{P}_{123} - \mathbb{P}_1 \mathbb{P}_{23} - \mathbb{P}_2 \mathbb{P}_{13} - \mathbb{P}_3 \mathbb{P}_{12} + 2\mathbb{P}_1 \mathbb{P}_2 \mathbb{P}_3$. $\Delta_L^3 \mathbb{P}$ vanishes if \mathbb{P}_{123} can be factorised in any way, and has been implemented as a kernel-based test statistic to identify non-factorisable joint distributions [34, 35]. Lancaster also generalised this measure to the multivariate case with d variables:

$$\Delta_L^d \mathbb{P} = \prod_{i=1}^d (\mathbb{P}_i^* - \mathbb{P}_i), \quad (2)$$

where $\mathbb{P}_i^* \mathbb{P}_j^* \dots \mathbb{P}_k^* = \mathbb{P}_{ij\dots k}$. The Lancaster interaction (2) vanishes when the joint distribution can be factorised into jointly independent subvectors for $d = 3$, but it fails when $d \geq 4$ [26]. Specifically, $\Delta_L^4 \mathbb{P}$ does not vanish if \mathbb{P}_{1234} factorises into $\mathbb{P}_{12} \mathbb{P}_{34}$, $\mathbb{P}_{13} \mathbb{P}_{24}$, or $\mathbb{P}_{14} \mathbb{P}_{23}$. Despite this, the Lancaster interaction is not entirely uninformative for $d \geq 4$, and in Section 4.1 we examine the necessary conditions for it to vanish.

The desired vanishing property can be achieved by using the Streitberg interaction [26], a more general interaction measure defined using partitions. Let D be the set of random variables $\{X^1, X^2, \dots, X^d\}$, and let $\Pi(D)$ denote the set of all partitions of D , where a partition π is a collection of nonempty, pairwise disjoint subsets (blocks) $b_j \subseteq D$ that cover D . Then, the Streitberg interaction measure is defined as

$$\Delta_S^d \mathbb{P} = \sum_{\pi \in \Pi(D)} (|\pi| - 1)! (-1)^{|\pi| - 1} \mathbb{P}_\pi. \quad (3)$$

Here, $|\pi|$ denotes the cardinality of the partition π , and $\mathbb{P}_\pi = \prod_{j=1}^r \mathbb{P}_{b_j}$ is the corresponding factorisation with respect to $\pi = b_1 | b_2 | \dots | b_r$. It has been proven that $\Delta_S^d \mathbb{P} = 0$ if the joint distribution can be factorised in any way, although the converse is not true in general [34].

3 Partition Lattices

The expressions of the interaction measures outlined in the previous section can be systematically generated from partition lattices. Interestingly, this formulation also allows us to establish further theoretical links with simplicial complexes.

Notation A partially ordered set defined on a set S with a binary relation \leq is a lattice \mathcal{L} if for any $\sigma, \pi \in \mathcal{L}$ there exists a greatest lower bound (meet) $\sigma \wedge \pi$ and least upper bound (join) $\sigma \vee \pi$ [36]. We denote the maximum and minimum element of a lattice as $\hat{1}$ and $\hat{0}$. Let $\Delta(\cdot)$ denote a real-valued function defined on S , then the sum function $f(\cdot)$ is analogous to the integration of $\Delta(\cdot)$ over the interval $[\hat{0}, \pi]$, where $\pi \in \mathcal{L}$. Then $\Delta(\cdot)$ can be expressed as the inverse operation of $f(\cdot)$:

$$f(\pi) = \sum_{\sigma \leq \pi} \zeta(\sigma, \pi) \Delta(\sigma), \quad \Delta(\pi) = \sum_{\sigma \leq \pi} \mu(\sigma, \pi) f(\sigma), \quad (4)$$

where the partial order is encoded by the Zeta matrix, with $\zeta(\sigma, \pi) = 1$ if $\sigma \leq \pi$ and 0 otherwise. Its inverse is the Möbius matrix with elements $\mu(\sigma, \pi)$, which can be obtained explicitly [37].

Lattices and interaction measures The construction of the interaction measures in Section 2 is closely related to the partition lattice [26, 37]. The partition lattice is defined on the set $\Pi(D)$ with ordering given by the notion of partition refinement. A partition σ is said to refine another partition π , denoted as $\sigma \preceq \pi$, if every block of σ is fully contained within a block of π . The lattice structure thus allows us to define the least upper bound $\sigma \vee \pi$ and the greatest lower bound $\sigma \wedge \pi$ between any two partitions σ and π . Clearly, the maximum element of the partition lattice, $\hat{1}$, corresponds to the joint distribution, whereas the minimum element, $\hat{0}$, corresponds to the complete factorisation (Fig. 1).

Within this formalism, the interaction measures are obtained when the sum function $f(\cdot)$ in (4) is the probability distribution function. It then follows that the interaction measures are obtained from the inverse operation. Indeed, the Streitberg interaction (3) is given by the Möbius inversion defined over the complete partition lattice. In contrast, the Lancaster interaction is obtained when the inversion is defined over the subset of partitions that have at most one non-singleton block, which we denote as the *Lancaster sublattice*. In other words, the sum function associated with the Lancaster interaction considers fewer interactions than the Streitberg interaction and its Möbius inversion has correspondingly fewer terms, as seen in (2). Note that for $d = 3$, the full (Streitberg) lattice and the Lancaster sublattice are the same, hence the interaction measures coincide. For $d \geq 4$, however, the Streitberg and Lancaster lattices, and consequently the corresponding interaction measures, are different, as shown by the extra partitions with two non-singleton blocks (shaded region) in Figure 1. Note also that joint independence considers a trivial sublattice with only two elements: $\hat{0}$ and $\hat{1}$ (for any d). The Möbius inversion on this sublattice leads to (1), which only vanishes for complete factorisations.

Links to simplicial complexes A popular representation of high-order systems in the literature is through simplicial complexes [38]. Importantly, the simplicial complex construction can also be understood in terms of partition lattices. In particular, the elements in a $(d - 1)$ -simplex have inclusion ordering and thus form a subset lattice, e.g., $\{X^1, X^2\}$ is a subset of $\{X^1, X^2, X^3\}$. It can be shown that the deatomised sublattice (with removal of singletons) is isomorphic to the Lancaster lattice [39]. Furthermore, the boundary matrices of a $(d - 1)$ -simplex appear as block matrices both in the Zeta matrix and the (inverse) Möbius matrix of the d -order partition lattice.

Note that the non-singleton partitions, i.e., those that do not belong to the Lancaster sublattice, are not in the set of simplicial complexes. Hence these blocks and their respective refinements *cannot* be expressed in terms of boundary matrices. Therefore the full partition lattice and its resulting Streitberg interaction provides more information compared with measures originating from sublattices, and in particular the Lancaster lattice and its related simplicial complex construction [23, 24]. Whilst simplicial complexes, and similarly the Lancaster interaction, can be recursively constructed from lower order elements, this is not possible for the Streitberg interaction due to the partitions without singletons, which has implications on computational efficiency (Section 5).

4 Kernel interaction tests

The interaction measures in Section 2 can be utilised as statistics in non-parametric tests when embedded into reproducing kernel Hilbert spaces (RKHS). Given a symmetric, positive definite function $k^i : \mathcal{X}^i \times \mathcal{X}^i \rightarrow \mathbb{R}$, there is an associative RKHS \mathcal{H}^i with the reproducing kernel property. For $X^i \in \mathcal{X}^i$, we denote $\phi^i(\cdot)$ as the canonical map of $k^i(X^i, \cdot)$. The kernel mean embedding of \mathbb{P}_{X^i} , $\mu_{\mathbb{P}_{X^i}}$, satisfies $\mathbb{E}_{X^i} f(X^i) = \langle f, \mu_{\mathbb{P}_{X^i}} \rangle_{\text{HS}}$, where HS stands for Hilbert-Schmidt. If the kernel is characteristic, the mean embedding is injective and the norm of the signed measure is zero if and only if the measure is zero itself [28, 34, 40]. These properties enable us to create meaningful non-parametric tests by computing the kernel mean embedding of desired interaction measures.

In this section, we extend interaction measures for random variables to the d -variate case, and formulate a family of interaction tests including the Streitberg interaction, the Lancaster interaction, joint independence and a generalised interaction.

For proofs of the propositions, please see the SI.

4.1 Lancaster interaction

Let us first consider the Lancaster interaction. Although it does not necessarily vanish when $d \geq 4$ for all types of factorisations due to the lack of certain partitions, here we find the necessary conditions for the Lancaster interaction to vanish.

Proposition 1. *If the joint distribution $\mathbb{P}_{1\dots d}$ can be factorised into \mathbb{P}_{π_v} where π_v are partitions with at least one singleton, then $\Delta_L^d \mathbb{P} = 0$.*

Remark: Note that \mathbb{P}_{π_v} is a broader set of partitions compared to the set of partitions in the Lancaster lattice, e.g., for $d = 5$, $\mathbb{P}_{12}\mathbb{P}_{34}\mathbb{P}_5$ satisfies Proposition 1, yet it is not a constituent of the Lancaster lattice, which only consists of partitions with at most one non-singleton.

We now define the Mixed Central Moment Operator as the kernel embedding of the Lancaster interaction, which follows immediately from the expansion of (2) [27]:

Definition 1 (Mixed Central Moment Operator).

$$\mathcal{M}_d = (-1)^{n-1} (n-1) \mathbb{E} \left[\prod_{i=1}^d \phi^i \right] + \sum_{\pi_\ell \neq \hat{0}} (-1)^{|\pi_\ell|-1} \mathbb{E} \left[\prod_s \phi^s \right] \prod_j \mathbb{E} [\phi^j], \quad (5)$$

where π_ℓ are the set of partitions with at most one non-singleton (i.e., those that belong to the Lancaster lattice), s are the singletons, and j runs over variables in the non-singleton block.

Proposition 2. *By rearranging, the Mixed Central Moment Operator can be simplified to:*

$$\mathcal{M}_d = \mathbb{E} \left\{ \prod_{i=1}^d [\phi^i - \mathbb{E}[\phi^i]] \right\}. \quad (6)$$

Remark: This simplification transparently re-expresses the operator as a central moment, instead of the complex sum of moments in (5). The simplification eliminates all partitions except $\hat{1}$.

We now define the entries in matrix $K_{ab}^i = k^i(x_a^i, x_b^i)$ for *iid* samples x_a^i and x_b^i where $1 \leq a, b \leq n$ and $\tilde{K}^i = HK^iH$ where $H = I - \frac{1}{n}11^\top$ is the centring matrix. The norm of the embedding above can serve as a test statistic. The estimator of the test statistic is derived as the V-statistic:

Proposition 3 (Lancaster interaction estimator).

$$\|\hat{\mathcal{M}}_d\|_{\mathcal{HS}}^2 = \frac{1}{n^2} \sum_{a=1}^n \sum_{b=1}^n \prod_{i=1}^d \tilde{K}_{ab}^i, \quad (7)$$

4.2 Streitberg interaction

Similarly we define the Mixed Cumulant operator in terms of kernel embeddings from the Streitberg interaction as:

Definition 2 (Mixed Cumulant operator).

$$\mathcal{K}_d = \sum_{\pi \in \Pi(D)} (|\pi| - 1)! (-1)^{|\pi|-1} \prod_{b \in \pi} \mathbb{E} \left\{ \prod_{i \in b} \phi^i \right\}, \quad (8)$$

where i is an element in block b of partition π in partition lattice $\Pi(D)$.

This operator can be simplified in a similar way:

Proposition 4.

$$\mathcal{K}_d = \sum_{\pi_s \in \Pi(D)} (|\pi_s| - 1)! (-1)^{|\pi_s|-1} \prod_{b \in \pi_s} \mathbb{E} \left\{ \prod_{i \in b} [\phi^i - \mathbb{E}[\phi^i]] \right\}, \quad (9)$$

where π_s are the partitions with no singletons in partition lattice $\Pi(D)$.

Remark: Note that partitions with singletons are eliminated after centring, and the remaining partitions without singletons form an upper semi-lattice. The relationship between the Mixed Cumulant operator and the Mixed Central Moment operator is given by:

Lemma 1. *The Mixed Cumulant operator is equal to the sum of Mixed Central Moment Operator products associated with partitions with no singletons denoted as π_s [27]:*

$$\mathcal{K}_d = \sum_{\pi_s \in \Pi(D)} (|\pi_s| - 1)! (-1)^{|\pi_s| - 1} \prod_{b \in \pi_s} \mathcal{M}_b. \quad (10)$$

Remark: When $d = 2, 3$, \mathcal{K}_d and \mathcal{M}_d are identical, which further confirms the moment-cumulant relationship.

Remark: From the partition lattice, $\{\hat{0}, \hat{1}\} \subseteq \pi_\ell \subseteq \pi$, where π_ℓ is the set of partitions in the Lancaster lattice, and π is the full set in the Streitberg interaction. When $d = 2$, we have $\{\hat{0}, \hat{1}\} = \pi_\ell = \pi$, and when $d = 3$, we have $\{\hat{0}, \hat{1}\} \subset \pi_\ell = \pi$.

The estimation using a V-statistic for the norm of the Streitberg interaction is given by:

Proposition 5 (Streitberg interaction estimator).

$$\|\hat{\mathcal{K}}_d\|_{\mathcal{HS}}^2 = \sum_{\pi_s, \pi'_s \in \Pi(D)} (|\pi_s| - 1)! (|\pi'_s| - 1)! (-1)^{|\pi_s| + |\pi'_s|} \frac{1}{n^{|\pi_s| + |\pi'_s|}} \sum_{\{b_i\}} \sum_{\{b'_i\}} \prod_{i=1}^d \tilde{K}_{b_i, b'_i}^i, \quad (11)$$

where $1 \leq b_i, b'_i \leq n$ and $|\{b_i\}| = |\pi_s|$, $|\{b'_i\}| = |\pi'_s|$. i.e. indices $b_i = b_j$ if i, j are in the same block in π_s similarly for b'_i . The sets of indices $\{b_i\}, \{b'_i\}$ are disjoint. An example for $d = 4$ is given in the SI.

Norms and the product lattice. The test statistics of the interaction measures, i.e., the norm of the interaction operators, can also be directly obtained from the Möbius inversion of the Cartesian product of the upper semilattice, thus avoiding the need to compute the square of the operator. The Cartesian product of two lattices with product ordering is also a lattice [41]. The elements in the Cartesian product are analogous to the inner products of kernel embeddings in the estimators. Therefore, the coefficients can be computed directly from the product lattice, as shown in the SI.

4.3 Description of the statistical tests

The Streitberg interaction test involves rejecting the null hypothesis that the joint distribution can be factorised in some way, which occurs when $\Delta_S^d \mathbb{P} \neq 0$. Similarly, for the Lancaster interaction test, we reject the null hypothesis that the joint distribution can be factorised into partitions with at least one singleton by checking $\Delta_L^d \mathbb{P} \neq 0$. Both null hypotheses consist of multiple sub-hypotheses, and an example for $d = 3$ is discussed in Ref. [34, 35]. Importantly, the number of sub-hypotheses to be tested is related to factorisations with only two blocks, i.e., those that form the second level from the top in the partition lattice (see Figure 1).

To test each sub-hypothesis $\mathbb{P}_{1\dots d} = \mathbb{P}_b \mathbb{P}_{b'}$, for efficiency we fix the observations of the variables in the largest block, and permute the observations of the remaining variables in the other block to induce the independence structure in the null distribution. We then use the Monte-Carlo approximation to compute the p-value [32], and apply a simple correction [35] generalised to d variables to correct for multiple hypothesis testing. Finally, we reject the composite null hypothesis if all corresponding sub-hypotheses are rejected. To achieve this, we employ the permutation test outlined in Algorithm 1.

By rejecting the null hypothesis of the Streitberg interaction test, it follows that we reject the null hypothesis of the Lancaster interaction test, as well as the null hypothesis of joint independence. The set of sub-hypotheses in joint independence is a subset of the set in the Lancaster interaction test, which is in turn a subset of the set in the Streitberg interaction test. The number of sub-hypotheses for an interaction measure is equal to the number of elements on the second level of the respective lattice. For Streitberg interaction, this number is $(2^{d-1} - 1)$ as follows from the full partition lattice; for Lancaster interaction, this number is d due to the reduced Lancaster lattice; for joint independence the number of sub-hypotheses stays fixed as the corresponding 2-element lattice always contains precisely one element, i.e., $\hat{0}$ corresponding to $\mathbb{P}_1 \dots \mathbb{P}_d$.

Algorithm 1 Permutation test for the interaction measures

```
test-statistic  $\leftarrow \|\hat{\mathcal{K}}^d\|_{(\tilde{K}^1, \dots, \tilde{K}^d)}^2$ 
for  $i \in \{\pi\}$  (for  $\pi = b|b'$ ) do
  initialise empty  $P$ -dimensional vector  $\mathbf{T}$ 
  for  $p = 1 : P$  do
    for  $j = 1 : d$  do
      if  $j \in \min(|b|, |b'|)$  then
         $\tilde{K}^j \leftarrow \tilde{K}_{(s)}^j$  {kernel matrices after random permutations on the observations of  $X^j$ }
       $T[p] \leftarrow \|\hat{\mathcal{K}}^d\|_{(\tilde{K}^1, \dots, \tilde{K}^d)}^2$ 
    tmp  $\leftarrow \#\{p \in \{1, \dots, P\} | \mathbf{T}[p] \geq \text{test-statistic}\}$ 
    pval  $\leftarrow (\text{tmp} + 1) / (P + 1)$  {Monte-Carlo approximation [32]}
    if pval  $> \alpha$  then
      reject  $\leftarrow 0$  {'simple correction' [35]}
    break
  reject  $\leftarrow 1$ 
return reject
```

Remark: Although our focus is on composite interaction tests to unveil high-order interactions by leveraging the vanishing of Streitberg and/or Lancaster interactions, these measures are also valuable to test other lower-order independence hypotheses wherein factorisations can also lead to vanishing interaction measures. For example, both Lancaster and Streitberg statistics can be implemented to test for joint independence (as shown in Section 6), and for marginal independence.

4.4 Generalised interaction measure

The measures described so far are only able to handle interactions within one group of variables. But what if we are interested in knowing whether a factorisation (e.g., $\mathbb{P}_{12}\mathbb{P}_{34}$) factorises further? To answer this, we can simply formulate an interaction measure based on a partition [42]. Because an interval of a lattice \mathcal{L} is a subset of the form $[\sigma, \pi] = \{x \mid \sigma \leq x \leq \pi\}$ and is also a lattice [41], the interval lattice can be used to produce generalised interactions for multiple groups of variables:

Definition 3 (General interaction operator).

$$\Delta_S^{\pi_s} \mathbb{P} = \sum_{\sigma \leq \pi_s} m(\sigma, \pi_s) \mathbb{P}_\sigma = \prod_{b \in \pi_s} \Delta_S^b \mathbb{P}, \quad (12)$$

where π_s are the partitions with no singletons, m are the Möbius coefficients, and b are the blocks in the partition π_s .

Here, we only consider blocks of size at least 2, since a factorisation cannot not be defined for singletons. It is then clear that $\Delta_S^{\pi_s} \mathbb{P} = 0$ if any $\Delta_S^b \mathbb{P}$ is zero, and the rejection statement on each group will be dependent on their own vanishing conditions. This provides a general framework to detect interactions within blocks of variables. The corresponding kernel-based tests can be constructed by estimating the norm of $\Delta_S^{\pi_s} \mathbb{P}$. In fact, the generalised Streitberg interaction measure can be expressed in terms of ordinary Streitberg interaction measures defined in Section 4.2 [42]:

$$\Delta_S^{\pi_s} \mathbb{P} = \sum_{\sigma \vee \pi_s = \hat{1}} \prod_{b \in \sigma} \Delta_S^b \mathbb{P}. \quad (13)$$

5 Computational considerations

The time complexity of computing the Lancaster interaction estimator is $\mathcal{O}(dn^2)$, where d is the order of interaction and n is the number of samples. This follows immediately after centring the kernel matrices, since $\hat{1}$ is the only partition with no singletons. In contrast, the Streitberg interaction has a larger number of partitions, given by the Bell number, B_d [43]. However, by simplifying the computation through centring, we can reduce this to the number of partitions with no singletons, given by F_d [44]. While this number is still combinatorial, it is significantly smaller compared to B_d .

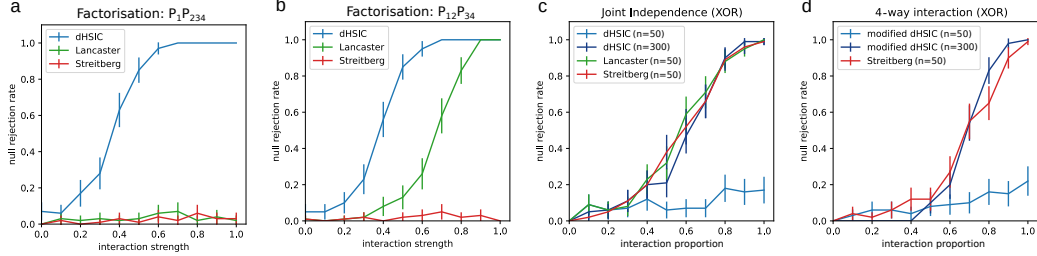


Figure 2: **High-order tests on synthetic data.** (a) dHSIC is unable to detect the marginal $\mathbb{P}_1\mathbb{P}_{234}$ factorisation. (b) Only the Streitberg test is able to capture the factorisation without singletons $\mathbb{P}_{12}\mathbb{P}_{34}$. (c) Testing joint independence of a 4-way XOR example using Lancaster, Streitberg and dHSIC tests. Lancaster and Streitberg achieve higher power than dHSIC for the same number of samples ($n=50$). Only by increasing the number of samples to $n=300$ does dHSIC display comparable power. (d) The modified dHSIC requires substantially more samples than the Streitberg test to display comparable power when testing all sub-hypotheses of the interaction in the XOR example.

The resulting estimator of the Streitberg interaction criterion then consists of F_d inner products. The summation indices of the inner products come from both partitions and are at most d (when d is even) or $d - 1$ (when d is odd). Whilst the summations can be contracted, the choice of contraction ordering plays a crucial role in the time complexity [45, 46, 47]. By computing the summations related to one partition in parallel, since the index sets from π_s and π'_s are disjoint, the overall complexity can be reduced to $\mathcal{O}(n^{\min(|\pi_s|, |\pi'_s|)+1})$. For example, the inner product between the kernel embeddings for \mathbb{P}_{1234} and $\mathbb{P}_{12}\mathbb{P}_{34}$ is $\frac{1}{n^3} \sum_i \sum_j \sum_k K_{ij}^1 K_{ij}^2 K_{ik}^3 K_{ik}^4$, but an improved contraction ordering is $\frac{1}{n^3} \sum_i [\sum_j K_{ij}^1 K_{ij}^2] [\sum_k K_{ik}^3 K_{ik}^4]$.

The time complexity of the Streitberg interaction estimator can be further reduced in a recursive setting. Specifically, if $\pi_s \vee \pi'_s \prec \hat{1}$, then the associative inner product can be expressed as a product of independent sums that can be found in lower order interactions. For example, $\langle \mu_{\mathbb{P}_{12}\mathbb{P}_{34}}, \mu_{\mathbb{P}_{12}\mathbb{P}_{34}} \rangle$ can be decomposed as $\langle \mu_{\mathbb{P}_{12}}, \mu_{\mathbb{P}_{12}} \rangle \langle \mu_{\mathbb{P}_{34}}, \mu_{\mathbb{P}_{34}} \rangle$ which would have already been computed for the pairwise interactions of $\{X^1, X^2\}$ and $\{X^3, X^4\}$. This means that if one has already computed the inner products of $d - 2$ variables (incremental by 2 since the smallest block is at least size 2), then the only remaining inner products to compute are between those embeddings associated with partitions π_s and π'_s such that $\pi_s \vee \pi'_s = \hat{1}$. In other words, the computation of inner products for high-order interactions can be reduced to the computation of lower order interactions, as long as the corresponding partitions can be joined to form a partition of all d variables.

6 Experiments

We first validate our family of d -order interaction tests (in particular, $d = 4$) on synthetic datasets with ground truth interactions, and then investigate their application to a neuroimaging dataset. Unless stated otherwise, the significance level is set to $\alpha = 0.05$, sample size to $n = 50$, and we use Gaussian kernels with the median heuristic as the bandwidth.

Synthetic experiments: multivariate Gaussians. We first compare results from applying the dHSIC test (developed solely to detect joint independence) [32], and the Lancaster and Streitberg interaction tests to four-variable multivariate Gaussian distributions $\mathcal{N}(\mu, \Sigma)$ with mean μ and covariance Σ . For the first example, $\mu = [0, 0, 0, 0]$ and $\Sigma_1 = [[1, 0, 0, 0], [0, 1, \beta, \beta], [0, \beta, 1, \beta], [0, \beta, \beta, 1]]$ where $0 \leq \beta \leq 1$ defines the interaction strength between variables and consequently $\mathbb{P}_{1234} = \mathbb{P}_1\mathbb{P}_{234}$. For the second example, we have the same μ and $\Sigma_2 = [[1, \beta, 0, 0], [\beta, 1, 0, 0], [0, 0, 1, \beta], [0, 0, \beta, 1]]$ and hence $\mathbb{P}_{1234} = \mathbb{P}_{12}\mathbb{P}_{34}$.

Figure 2(a-b) shows that dHSIC fails to capture the partial factorisation of the joint distribution in both cases. Whilst the Lancaster interaction test is able to detect the factorisation in the first experiment (Figure 2(a)), it fails on the second experiment where the factorisation contains no singletons (Figure 2(b)). The Streitberg interaction test is the only test that detects both factorisations.

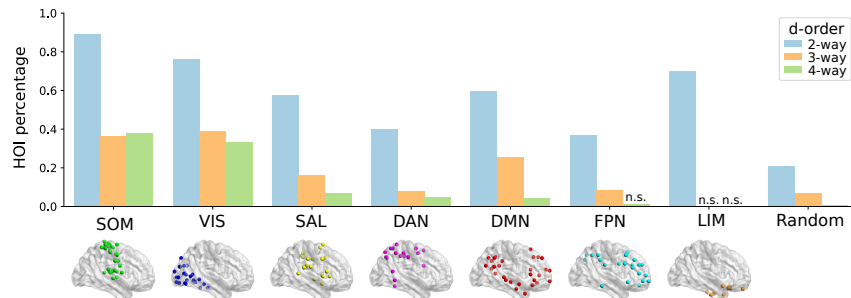


Figure 3: **Concentration of high-order interactions in brain resting state networks.** The percentage of rejected null hypotheses for order $d = 2, 3, 4$ interaction tests for d regions selected within each of seven resting state networks (RSNs) or drawn at random across the brain. The RSNs are ordered by decreasing percentage of 4-way interactions. For each order d , we carry out Fisher-exact tests for overrepresentation for each RSN vs. random. All Fisher tests are significant ($p < 0.05$) except where shown as (n.s.). Abbreviations for RSNs: DMN: default mode network, SOM: somatomotor, VIS: visual, SAL: salience, DAN: dorsal attention network, FPN: frontoparietal network, LIM: limbic.

Synthetic experiments: 4-way XOR gate. Next, we investigate the power of the tests using a data set constructed using an XOR gate. We generate n samples of $X, Y, Z \stackrel{i.i.d.}{\sim} \mathcal{U}(0, 4)$, $W_{:i} = (X_{:i} + Y_{:i} + Z_{:i}) \bmod 4$ and $W_{i+1:n} \sim \mathcal{U}(0, 4)$ (where the samples $[i + 1 : n]$ act as noise). We then gradually increase the interaction proportion, $0 \leq i/n \leq 1$. By construction, this dataset does not contain pairwise or 3-way interactions, and the 4-way interaction becomes increasingly easier to detect as i/n approaches 1.

Given that the joint distribution in this example cannot be factorised, all tests should reject joint independence. We show in Figure 2(c), that the rejection rates of joint independence for Streitberg and Lancaster approach one as the interaction level increases for a small number of samples ($n = 50$), whereas dHSIC displays low power for the same number of samples. Only by increasing the number of samples to $n = 300$ do we observe comparable performance. To test for interactions in the XOR data set, we omit the Lancaster test which cannot detect factorisations into non-singletons. We thus compare the Streitberg interaction test with a modified dHSIC [34, 35] that tests each individual sub-hypothesis (e.g., when testing $(X, Y) \perp (Z, W)$ it is sufficient to treat (X, Y) and (Z, W) as single variables and perform joint independence tests for two variables). We find again that the modified dHSIC requires a much larger sample size to perform comparably with the Streitberg interaction test (Fig. 2(d)).

Neuroimaging dataset. As a further proof of concept of applications to real data, we apply the Streitberg interaction test to detect high-order interactions in brain activity data. The dataset consists of resting-state fMRI data from 50 unrelated subjects part of the Human Connectome Project [48, 49]. For each subject, the data consists of 100 time series describing the activity of each of the regions in the Schaefer brain atlas [50]. Importantly, these 100 regions can be divided in 7 groups called ‘Resting State Networks’ (RSN) [51]. Experimental evidence has shown that regions within the same RSN perform similar functions [50], so we hypothesised that high-order interactions would be more probable within RSNs.

To avoid dealing with issues of non-stationarity in the time-series data, we first take temporal averages to obtain the mean activity per region and subject. We then perform the Streitberg interaction test to sets of brain regions that are either taken from the same RSN, or sampled at random from the whole brain. In each case, we sample 500 sets of regions or take all possible combinations, whichever is lowest. The results, shown in Figure 3, align with our general hypothesis: 2-, 3-, and 4-way interactions are significantly more common in regions belonging to the same RSN than in random sets of regions, confirming that our interaction test can successfully detect high-order interactions in real-world data. The neuroscientific implications of these results and the observed variation across regions will be investigated in future work.

7 Discussion

In this work, we have established formal connections between lattice theory and a family of high-order interaction measures based on factorisations of the joint probability distribution. The link to lattice theory facilitates the derivation and interpretation of the measures; highlights the connection to simplicial complexes and other sublattices; and helps formulate the associated permutation tests more efficiently. We have shown empirically that the Lancaster test statistic is a good substitute for dHSIC to test for joint and marginal independence, whilst the Streitberg test statistic is able to better capture all factorisations of the joint distribution. Our work offers a rigorous and systematic approach for the reconstruction of high-order systems, yet it is computationally expensive. Although we have proposed several strategies to bring down the time complexity of computing the Streitberg interaction estimator, the number of terms remains combinatorial. In addition, our theoretical results rely on the assumption of *iid* data, a strong assumption in many real-world applications. This leaves several open directions. Future work will investigate whether the null distribution of $\Delta_S^d P$ can be jointly approximated without the need for sub-hypotheses, thus reducing computational cost; how it can be accurately approximated when the data has temporal dependence; and what role high-order interactions may play in causal discovery.

Acknowledgments and Disclosure of Funding

MB acknowledges support by the EPSRC under grant EP/N014529/1 funding the EPSRC Centre for Mathematics of Precision Healthcare at Imperial, and by the Nuffield Foundation under the project ‘The Future of Work and Well-being: The Pissarides Review’. RP also acknowledges funding from the Deutsche Forschungsgemeinschaft (DFG, German Research Foundation) Project-ID 424778381-TRR 295.

For the experiments in Section 6, data were provided by the Human Connectome Project, WU-Minn Consortium (Principal Investigators: David Van Essen and Kamil Ugurbil; 1U54MH091657) funded by the 16 NIH Institutes and Centres that support the NIH Blueprint for Neuroscience Research; and by the McDonnell centre for Systems Neuroscience at Washington University.

The authors would like to thank Jianxiong Sun, Xing Liu and Paul Expert for valuable discussions, and Andrea I. Luppi for assistance with the pre-processing of neuroimaging data.

References

- [1] Federico Battiston, Enrico Amico, Alain Barrat, Ginestra Bianconi, Guilherme Ferraz de Arruda, Benedetta Franceschiello, Iacopo Iacopini, Sonia Kefi, Vito Latora, Yamir Moreno, et al. The physics of higher-order interactions in complex systems. *Nature Physics*, 17(10):1093–1098, 2021.
- [2] Federico Battiston, Giulia Cencetti, Iacopo Iacopini, Vito Latora, Maxime Lucas, Alice Patania, Jean-Gabriel Young, and Giovanni Petri. Networks beyond pairwise interactions: structure and dynamics. *Physics Reports*, 874:1–92, 2020.
- [3] S. Boccaletti, P. De Lellis, C.I. del Genio, K. Alfaro-Bittner, R. Criado, S. Jalan, and M. Romance. The structure and dynamics of networks with higher order interactions. *Physics Reports*, 1018:1–64, 2023.
- [4] Alice Patania, Giovanni Petri, and Francesco Vaccarino. The shape of collaborations. *EPJ Data Science*, 6:1–16, 2017.
- [5] Peter A Abrams. Arguments in favor of higher order interactions. *The American Naturalist*, 121(6):887–891, 1983.
- [6] Margaret M Mayfield and Daniel B Stouffer. Higher-order interactions capture unexplained complexity in diverse communities. *Nature ecology & evolution*, 1(3):1–7, 2017.
- [7] Shan Yu, Hongdian Yang, Hiroyuki Nakahara, Gustavo S Santos, Danko Nikolic, and Dietmar Plenz. Higher-order interactions characterized in cortical activity. *Journal of neuroscience*, 31(48):17514–17526, 2011.

- [8] Elad Schneidman, Michael J Berry, Ronen Segev, and William Bialek. Weak pairwise correlations imply strongly correlated network states in a neural population. *Nature*, 440(7087):1007–1012, 2006.
- [9] Michael T Schaub, Austin R Benson, Paul Horn, Gabor Lippner, and Ali Jadbabaie. Random walks on simplicial complexes and the normalized hodge 1-laplacian. *SIAM Review*, 62(2):353–391, 2020.
- [10] Timoteo Carletti, Federico Battiston, Giulia Cencetti, and Duccio Fanelli. Random walks on hypergraphs. *Physical review E*, 101(2):022308, 2020.
- [11] Unai Alvarez-Rodriguez, Federico Battiston, Guilherme Ferraz de Arruda, Yamir Moreno, Matjaz Perc, and Vito Latora. Evolutionary dynamics of higher-order interactions in social networks. *Nature Human Behaviour*, 5(5):586–595, 2021.
- [12] Ana P Millan, Joaquin J Torres, and Ginestra Bianconi. Synchronization in network geometries with finite spectral dimension. *Physical Review E*, 99(2):022307, 2019.
- [13] Alexis Arnaudon, Robert L Peach, Giovanni Petri, and Paul Expert. Connecting hodge and sakaguchi-kuramoto through a mathematical framework for coupled oscillators on simplicial complexes. *Communications Physics*, 5(1):211, 2022.
- [14] Charlotte Luff, Robert L Peach, Emma-Jane Mallas, Edward Rhodes, Felix Laumann, Edward S Boyden, David J Sharp, Mauricio Barahona, and Nir Grossman. The neuron mixer and its impact on human brain dynamics. *bioRxiv*, pages 2023–01, 2023.
- [15] Marco Nurisso, Alexis Arnaudon, Maxime Lucas, Robert L. Peach, Paul Expert, Francesco Vaccarino, and Giovanni Petri. A unified framework for simplicial kuramoto models, 2023.
- [16] John G White, Eileen Southgate, J Nichol Thomson, Sydney Brenner, et al. The structure of the nervous system of the nematode *Caenorhabditis elegans*. *Philos Trans R Soc Lond B Biol Sci*, 314(1165):1–340, 1986.
- [17] Ronald Harry Atkin. *Mathematical structure in human affairs*. Heinemann Educational London, 1974.
- [18] Jacopo Grilli, Gyorgy Barabas, Matthew J Michalska-Smith, and Stefano Allesina. Higher-order interactions stabilize dynamics in competitive network models. *Nature*, 548(7666):210–213, 2017.
- [19] Jean-Gabriel Young, Giovanni Petri, and Tiago P Peixoto. Hypergraph reconstruction from network data. *Communications Physics*, 4(1):1–11, 2021.
- [20] Huan Wang, Chuang Ma, Han-Shuang Chen, Ying-Cheng Lai, and Hai-Feng Zhang. Full reconstruction of simplicial complexes from binary contagion and ising data. *Nature communications*, 13(1):3043, 2022.
- [21] Andrea Santoro, Federico Battiston, Giovanni Petri, and Enrico Amico. Higher-order organization of multivariate time series. *Nature Physics*, pages 1–9, 2023.
- [22] H.O.Lancaster. *The Chi-Squared Distribution*. Wiley, 1969.
- [23] Aleks Jakulin and Ivan Bratko. Quantifying and visualizing attribute interactions: An approach based on entropy. *arXiv:cs.AI/0308002*, 04 2004.
- [24] Anthony J Bell. The co-information lattice. In *Proceedings of the fifth international workshop on independent component analysis and blind signal separation: ICA*, volume 2003, 2003.
- [25] Fernando E Rosas, Pedro AM Mediano, Michael Gastpar, and Henrik J Jensen. Quantifying high-order interdependencies via multivariate extensions of the mutual information. *Physical Review E*, 100(3):032305, 2019.
- [26] Bernd Streitberg. Lancaster interactions revisited. *The Annals of Statistics*, pages 1878–1885, 1990.
- [27] Edward H Ip, Yuchung J Wang, and Yeong-nan Yeh. Structural decompositions of multivariate distributions with applications in moment and cumulant. *Journal of multivariate analysis*, 89(1):119–134, 2004.
- [28] Arthur Gretton, Kenji Fukumizu, Choon Teo, Le Song, Bernhard Schölkopf, and Alex Smola. A kernel statistical test of independence. *Advances in neural information processing systems*, 20, 2007.

- [29] Kacper Chwialkowski and Arthur Gretton. A kernel independence test for random processes. In *International Conference on Machine Learning*, pages 1422–1430. PMLR, 2014.
- [30] Felix Laumann, Julius von Kügelgen, and Mauricio Barahona. Kernel two-sample and independence tests for nonstationary random processes. *Engineering Proceedings*, 5(1), 2021.
- [31] Felix Laumann, Julius von Kügelgen, and Mauricio Barahona. Non-linear interlinkages and key objectives amongst the paris agreement and the sustainable development goals. *arXiv preprint arXiv:2004.09318*, 2020.
- [32] Niklas Pfister, Peter Buhlmann, Bernhard Scholkopf, and Jonas Peters. Kernel-based tests for joint independence. *Journal of the Royal Statistical Society: Series B (Statistical Methodology)*, 80(1):5–31, 2018.
- [33] Zhaolu Liu, Robert L. Peach, Felix Laumann, Sara Vallejo Mengod, and Mauricio Barahona. Kernel-based joint independence tests for multivariate stationary and nonstationary time-series. *arXiv preprint arXiv:2305.08529*, 2023.
- [34] Dino Sejdinovic, Arthur Gretton, and Wicher Bergsma. A kernel test for three-variable interactions. *Advances in Neural Information Processing Systems*, 26, 2013.
- [35] Paul K Rubenstein, Kacper P Chwialkowski, and Arthur Gretton. A kernel test for three-variable interactions with random processes. *arXiv preprint arXiv:1603.00929*, 2016.
- [36] Garrett Birkhoff. *Lattice theory*, volume 25. American Mathematical Soc., 1940.
- [37] TP Speed. Cumulants and partition lattices 1. *Australian Journal of Statistics*, 25(2):378–388, 1983.
- [38] Ginestra Bianconi. *Higher-order networks*. Cambridge University Press, 2021.
- [39] Edward H Ip, Yuchung J Wang, and Yeong-nan Yeh. Some equivalence results concerning multiplicative lattice decompositions of multivariate densities. *Journal of multivariate analysis*, 84(2):403–409, 2003.
- [40] Arthur Gretton, Karsten M Borgwardt, Malte J Rasch, Bernhard Scholkopf, and Alexander Smola. A kernel two-sample test. *The Journal of Machine Learning Research*, 13(1):723–773, 2012.
- [41] George A Gratzler. *Lattice theory: foundation*, volume 2. Springer, 2011.
- [42] Peter McCullagh. *Tensor methods in statistics*. Chapman and Hall/CRC, 2018.
- [43] Eric Temple Bell. The iterated exponential integrals. *Annals of Mathematics*, pages 539–557, 1938.
- [44] Miklos Bona and Istvan Mezo. Real zeros and partitions without singleton blocks. *European Journal of Combinatorics*, 51:500–510, 2016.
- [45] Lam Chi-Chung, P Sadayappan, and Rephael Wenger. On optimizing a class of multi-dimensional loops with reduction for parallel execution. *Parallel Processing Letters*, 7(02):157–168, 1997.
- [46] Robert NC Pfeifer, Jutho Haegeman, and Frank Verstraete. Faster identification of optimal contraction sequences for tensor networks. *Physical Review E*, 90(3):033315, 2014.
- [47] Frank Schindler and Adam S Jermyn. Algorithms for tensor network contraction ordering. *Machine Learning: Science and Technology*, 1(3):035001, 2020.
- [48] David C Van Essen, Stephen M Smith, Deanna M Barch, Timothy EJ Behrens, Essa Yacoub, Kamil Ugurbil, WU-Minn HCP Consortium, et al. The WU-Minn Human Connectome Project: An overview. *Neuroimage*, 80:62–79, 2013.
- [49] Matthew F Glasser, Stamatiou N Sotiropoulos, J Anthony Wilson, Timothy S Coalson, Bruce Fischl, Jesper L Andersson, Junqian Xu, Saad Jbabdi, Matthew Webster, Jonathan R Polimeni, et al. The minimal preprocessing pipelines for the Human Connectome Project. *Neuroimage*, 80:105–124, 2013.
- [50] Alexander Schaefer, Ru Kong, Evan M Gordon, Timothy O Laumann, Xi-Nian Zuo, Avram J Holmes, Simon B Eickhoff, and BT Thomas Yeo. Local-global parcellation of the human cerebral cortex from intrinsic functional connectivity MRI. *Cerebral Cortex*, 28(9):3095–3114, 2018.

- [51] BT Thomas Yeo, Fenna M Krienen, Jorge Sepulcre, Mert R Sabuncu, Danial Lashkari, Marisa Hollinshead, Joshua L Roffman, Jordan W Smoller, Lilla Zollei, Jonathan R Polimeni, et al. The organization of the human cerebral cortex estimated by intrinsic functional connectivity. *Journal of Neurophysiology*, 2011.
- [52] Andrea I Luppi, Pedro AM Mediano, Fernando E Rosas, Negin Holland, Tim D Fryer, John T O'Brien, James B Rowe, David K Menon, Daniel Bor, and Emmanuel A Stamatakis. A synergistic core for human brain evolution and cognition. *Nature Neuroscience*, 25(6):771–782, 2022.

Appendix to “Interaction Measures, Partition Lattices and Kernel Tests for High-Order Interactions”

A Proofs

A.1 Proof of Proposition 1

First we prove the following:

Lemma 2. *If $\mathbb{P}_{1\dots d} = \mathbb{P}_i \mathbb{P}_{1\dots i-1, i+1\dots d}$ for arbitrary i , then $\Delta_L^d \mathbb{P} = 0$*

Proof. Without loss of generality let $i = 1$. To simplify the notation, we adopt a shorthand convention for expression partitions. For example, a partition $\{\{X^1, X^3\}, \{X^2\}, \{X^4\}\}$ can be written as $13|2|4$. We denote the partition $1|23\dots d$ as π . Notice that the factorisation only consists of an extraction of a singleton, i.e. factorise one variable out of the joint distribution. The Möbius coefficients [39] for the partial partition lattice above are,

$$\mu(\sigma, \hat{1}) = \begin{cases} (-1)^{d-1}(d-1) & \text{if } \sigma = \hat{0} \\ (-1)^{|\sigma|-1} & \text{otherwise} \end{cases}.$$

The partial partition lattice is constructed as

$$\begin{array}{ccccccc} & & & & & & 123\dots d \\ & & & & & & \vdots \\ & & & & & & 1|23\dots d & 2|13\dots d & 3|12\dots d & \dots \\ & & & & & & 1|2|3\dots d & 1|3|2\dots d & \dots & 2|3|1\dots d & \dots \\ & & & & & & \vdots \\ & & & & & & 1|2|3|\dots|d \end{array}$$

Given $\mathbb{P}_{1\dots d} = \mathbb{P}_1 \mathbb{P}_{2\dots d}$, the partial partition lattice associated with Lancaster interaction collapses into the following:

$$\begin{array}{ccccccc} & & & & & & 1|23\dots d \\ & & & & & & \vdots \\ & & & & & & 1|23\dots d & 2|1|3\dots d & 3|1|2\dots d & \dots \\ & & & & & & 1|2|3\dots d & 1|3|2\dots d & \dots & 2|3|1|\dots d & \dots \\ & & & & & & \vdots \\ & & & & & & 1|2|3|\dots|d \end{array}$$

If a partition σ is not a refinement of π , then it will be transformed to $\sigma \wedge \pi$, a partition one level down the lattice (as shown in the lattice above), e.g., let σ be $2|13\dots d$, then $\sigma \wedge \pi$ is $2|1|3\dots d$. When σ is a refinement of π , then $\sigma \wedge \pi = \sigma$.

The transformed partitions will be cancelled out with the refinements of π due to the fact that all partitions are counted exactly once and the partitions at two consecutive levels have alternating signs. On the $(d-1)$ level of the lattice, exactly $(n-1)$ partitions are not refinement of π which are just enough to cancel out $(n-1)$ number of $\hat{0}$ at the bottom level. \square

When $\mathbb{P}_{1\dots d} = \mathbb{P}_{\pi_s}$ where π_s only contains non-singleton blocks, the Lancaster interaction

$$\Delta_L^d \mathbb{P} = \prod_{b \in \pi_s} \Delta_L^b \mathbb{P},$$

which is not necessarily zero unlike the Streitberg interaction. It will be zero, however, if any of the $\Delta_L^b \mathbb{P}$ is zero. If we factorise one singleton out of an arbitrary block b , π_s will be a partition with one singleton block and hence $\Delta_L^b \mathbb{P} = 0$ by Lemma 2 above and so does $\Delta_L^d \mathbb{P}$. Obviously if more singletons are factorised out, $\Delta_L^d \mathbb{P}$ will remain zero.

A.2 Proof of Proposition 2

Notice that this simplified Mixed Central Moment operator expression resembles the original Lancaster interaction in Equation (2) using the unique ‘* notation’. Notice that the resulting terms after expanding Equation (2) are distinctive with coefficient $(-1)^{|\pi_i|-1}$ depending on the except we have multiple occurrences of $\hat{0}$. This is due to the fact that \mathbb{P}_i^* is the same as \mathbb{P}_i . For example, when $d = 4$, instead of direct product of the marginals $\mathbb{P}_1\mathbb{P}_2\mathbb{P}_3\mathbb{P}_4$ that accounts for $\hat{0}$, there are also four other terms $\mathbb{P}_1^*\mathbb{P}_2\mathbb{P}_3\mathbb{P}_4$, $\mathbb{P}_1\mathbb{P}_2^*\mathbb{P}_3\mathbb{P}_4$, $\mathbb{P}_1\mathbb{P}_2\mathbb{P}_3^*\mathbb{P}_4$, $\mathbb{P}_1\mathbb{P}_2\mathbb{P}_3\mathbb{P}_4^*$ that are also equal to $\hat{0}$. Note that these terms have different signs comparing with $\mathbb{P}_1\mathbb{P}_2\mathbb{P}_3\mathbb{P}_4$ because of \mathbb{P}_i^* and therefore result in $(-1)^{d-1}(d-1)$ in the Möbius function.

A.3 Proof of Proposition 3

Computed immediately from the estimated norm of Mixed Central Moment operator, the Lancaster interaction estimator is

$$\begin{aligned} \|\hat{\mathcal{M}}_d\|_{HS}^2 &= \left\langle \frac{1}{n} \sum_{a=1}^n \prod_{i=1}^d \tilde{\phi}^i(x_a^i), \frac{1}{n} \sum_{b=1}^n \prod_{i=1}^d \tilde{\phi}^i(x_b^i) \right\rangle \\ &= \frac{1}{n^2} \sum_{a=1}^n \sum_{b=1}^n \prod_{i=1}^d \langle \tilde{\phi}^i(x_a^i), \tilde{\phi}^i(x_b^i) \rangle \\ &= \frac{1}{n^2} \sum_{a=1}^n \sum_{b=1}^n \prod_{i=1}^d \tilde{K}_{ab}^i, \end{aligned}$$

where $\tilde{\phi}(\cdot) = \phi(\cdot) - \mathbb{E}[\phi(\cdot)]$.

A.4 Proof of Proposition 4

This can be completed by manual expansion and then equating the terms. Alternatively we can prove it more easily by the relationship of Lancaster interaction and Streitberg interaction in Lemma 1.

$$\begin{aligned} \mathcal{M}_b &= \mathbb{E} \left\{ \prod_{i \in b} [\phi^i - \mathbb{E}[\phi^i]] \right\} \\ \mathcal{K}_d &= \sum_{\pi_s \in \Pi(D)} (|\pi_s| - 1)! (-1)^{|\pi_s|-1} \prod_{b \in \pi_s} \mathcal{M}_b \\ &= \sum_{\pi_s \in \Pi(D)} (|\pi_s| - 1)! (-1)^{|\pi_s|-1} \prod_{b \in \pi_s} \mathbb{E} \left\{ \prod_{i \in b} [\phi^i - \mathbb{E}[\phi^i]] \right\}. \end{aligned}$$

A.5 Proof of Proposition 5

Similar to the norm of the Mixed Central Moment operator, the norm of Mixed Cumulant operator can be obtained by simply squaring. Note that this can be computed directly using the product lattice discussed in Section 4.2.

$$\begin{aligned} &\|\hat{\mathcal{K}}_d\|_{HS}^2 \\ &= \left\langle \sum_{\pi_s} (|\pi_s| - 1)! (-1)^{|\pi_s|-1} \frac{1}{n^{|\pi_s|}} \sum_{\{b_i\}} \prod_{i=1}^d \tilde{\phi}^i(x_{b_i}^i), \sum_{\pi'_s} (|\pi'_s| - 1)! (-1)^{|\pi'_s|-1} \frac{1}{n^{|\pi'_s|}} \sum_{\{b'_i\}} \prod_{i=1}^d \tilde{\phi}^i(x_{b'_i}^i) \right\rangle \\ &= \sum_{\pi_s, \pi'_s} (|\pi_s| - 1)! (|\pi'_s| - 1)! (-1)^{(|\pi_s|-1)+(|\pi'_s|-1)} \frac{1}{n^{|\pi_s|+|\pi'_s|}} \left\langle \sum_{\{b_i\}} \prod_{i=1}^d \tilde{\phi}^i(x_{b_i}^i), \sum_{\{b'_i\}} \prod_{i=1}^d \tilde{\phi}^i(x_{b'_i}^i) \right\rangle \\ &= \sum_{\pi_s, \pi'_s} (|\pi_s| - 1)! (|\pi'_s| - 1)! (-1)^{|\pi_s|+|\pi'_s|} \frac{1}{n^{|\pi_s|+|\pi'_s|}} \sum_{\{b_i\}} \sum_{\{b'_i\}} \prod_{i=1}^d \tilde{K}_{b_i, b'_i}^i \end{aligned}$$

B Product Lattice

The partition lattice is reduced to an upper semilattice after centring. When $d = 4$, the reduced lattice only contains \mathbb{P}_{1234} , $\mathbb{P}_{12}\mathbb{P}_{34}$, $\mathbb{P}_{13}\mathbb{P}_{24}$ and $\mathbb{P}_{14}\mathbb{P}_{23}$ which are the 4 partitions with no singletons. Given the two arbitrary lattices \mathcal{L} and \mathcal{L}' , the product lattice formulated using the Cartesian product of $S \times S'$ with product order can be defined. Given two elements $(\sigma, \sigma'), (\pi, \pi') \in \mathcal{L} \times \mathcal{L}'$, $(\sigma, \sigma') \leq (\pi, \pi')$ if and only if $\sigma \leq \pi$ and $\sigma' \leq \pi'$. In our case specifically, \mathcal{L} and \mathcal{L}' are the identical reduced partition lattices of d variables after centring, and the elements in the product lattice are analogous to the inner products when computing the kernel-based estimator. Below we show the product lattice at $d = 4$. Therefore, it can be utilised to directly compute the coefficients of the estimator in Proposition 5. Note that the order within each element is not particularly informative in this case as the kernel matrices are symmetric.

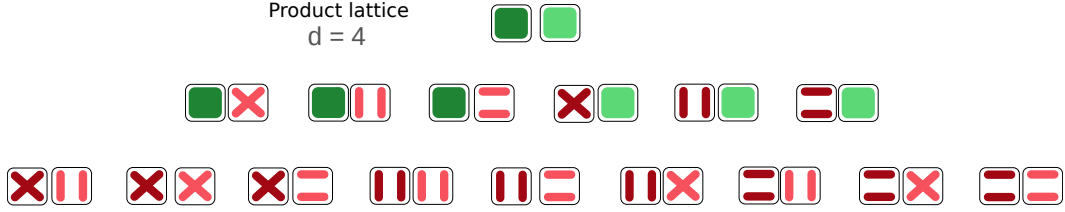


Figure 4: **Product lattice for $d = 4$.** The two lines and squares represent the non-singleton factorisations with two blocks and one block. Dark green and dark red highlight the elements in \mathcal{L} , whilst light green and light red are used for the elements in \mathcal{L}' .

The resulting estimator using centred kernels when $d = 4$ is

$$\begin{aligned}
 \|\hat{\mathcal{K}}_4\|_{\mathcal{H}_S}^2 &= \frac{1}{n^2} \sum_{ij} \tilde{K}_{ij}^1 \tilde{K}_{ij}^2 \tilde{K}_{ij}^3 \tilde{K}_{ij}^4 \\
 &\quad - \frac{2}{n^3} \sum_{ijk} \tilde{K}_{ij}^1 \tilde{K}_{ij}^2 \tilde{K}_{ik}^3 \tilde{K}_{ik}^4 - \frac{2}{n^3} \sum_{ijk} \tilde{K}_{ij}^1 \tilde{K}_{ik}^2 \tilde{K}_{ij}^3 \tilde{K}_{ik}^4 - \frac{2}{n^3} \sum_{ijk} \tilde{K}_{ij}^1 \tilde{K}_{ik}^2 \tilde{K}_{ik}^3 \tilde{K}_{ij}^4 \\
 &\quad + \frac{1}{n^4} \sum_{ijkl} \tilde{K}_{ij}^1 \tilde{K}_{ij}^2 \tilde{K}_{kl}^3 \tilde{K}_{kl}^4 + \frac{1}{n^4} \sum_{ijkl} \tilde{K}_{ij}^1 \tilde{K}_{kl}^2 \tilde{K}_{ij}^3 \tilde{K}_{kl}^4 + \frac{1}{n^4} \sum_{ijkl} \tilde{K}_{ij}^1 \tilde{K}_{kl}^2 \tilde{K}_{kl}^3 \tilde{K}_{ij}^4 \\
 &\quad - \frac{2}{n^4} \sum_{ijkl} \tilde{K}_{ij}^1 \tilde{K}_{il}^2 \tilde{K}_{kj}^3 \tilde{K}_{kl}^4 - \frac{2}{n^4} \sum_{ijkl} \tilde{K}_{ij}^1 \tilde{K}_{il}^2 \tilde{K}_{kl}^3 \tilde{K}_{kj}^4 - \frac{2}{n^4} \sum_{ijkl} \tilde{K}_{ij}^1 \tilde{K}_{kl}^2 \tilde{K}_{il}^3 \tilde{K}_{kj}^4
 \end{aligned}$$

Notice that a few terms are summed up twice. This is due to the symmetry in the product lattice we described above.

C Composite null hypothesis

The permutation test strategy we propose for Streitberg interaction and Lancaster interaction is carried out in multiple sub-hypotheses, and the rejection of the interaction is confirmed once all the sub-hypotheses are rejected. In the case of rejecting the Streitberg interaction, it won't necessarily be the case that all sub-hypotheses are rejected, allowing us to derive a more detailed understanding of how the joint distribution is factorised. For example, in the 7 sub-hypotheses for the Streitberg interaction when $d = 4$, there is a clear difference between the number of rejections when the ground truth factorisations are $\mathbb{P}_1\mathbb{P}_{234}$ or $\mathbb{P}_1\mathbb{P}_2\mathbb{P}_{34}$. The former results in 6 rejections while the latter results in only 4 rejections because $\mathbb{P}_1\mathbb{P}_2\mathbb{P}_{34}$ is the mutual refinement of $\mathbb{P}_{12}\mathbb{P}_{34}$, $\mathbb{P}_1\mathbb{P}_{234}$ and $\mathbb{P}_2\mathbb{P}_{134}$. Hence, even though the vanishing conditions of Streitberg interaction are not 'if and only if', we can still narrow down the range of the possible ground truth factorisations using the rejected sub-hypotheses.

The operations can be easily explained using the lattice. Before performing any sub-test, $\Pi(D)$ is the space of all possible ground truth factorisation. Whenever we reject a sub-hypothesis, the

refinements of the associated partition π gets eliminated. For example, if we reject $\mathbb{P}_1\mathbb{P}_{234}$, then we also automatically reject $\mathbb{P}_1\mathbb{P}_2\mathbb{P}_{34}$, $\mathbb{P}_1\mathbb{P}_3\mathbb{P}_{24}$, $\mathbb{P}_1\mathbb{P}_4\mathbb{P}_{23}$ and $\mathbb{P}_1\mathbb{P}_2\mathbb{P}_3\mathbb{P}_4$. In other words, partitions in the interval lattice $[\hat{0}, \pi]$ are eliminated. The remaining partitions until there are no further rejections are the only possible choices and also form a lattice. Again we illustrate this idea using the partition lattice of 4 variables (see Figure 5).

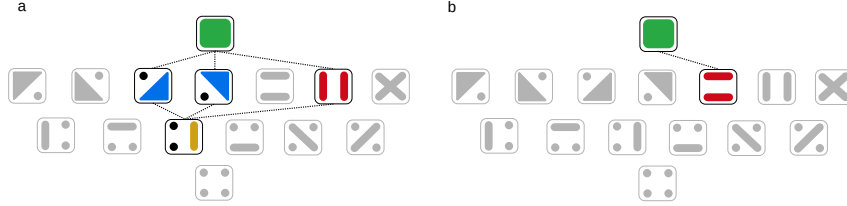


Figure 5: **Remaining factorisations with partial rejection of sub-hypotheses for $d = 4$.** The greyed out partitions represent the eliminated factorisations due to the rejections in the sub-tests. A dashed line between two partitions indicates the refinement ordering (only shown for those not rejected). (a) In the case that 4 of the sub-hypotheses are rejected, all of their refinements are automatically eliminated. The remaining elements form an interval lattice and is isomorphic to the partition lattice of 3 variables. (b) If 6 of the sub-hypotheses can be rejected, the ground truth can only be either the factorisation remaining or non-factorisable. Similarly this is isomorphic to the partition lattice of two variables.

Remark: The simplification of the operators (computation of the test statistics) can be reflected in a collapsed partition lattice without singletons. However, one should not confuse this with the full lattice that is associated with the test procedures, i.e. one should always consider the full partition lattice to figure out the possible configurations of the ground truth factorisation based on what we outlined above. The two lattices have the same form however they have completely different implications. The lattice corresponding to test procedures can only be reduced as a result of the rejections. For example, 7 sub-tests are needed instead of just 3 tests that involve the factorisations without singletons when $d = 4$.

D Möbius inversion

Instead of deriving the Möbius function as the inverse of the Zeta function, it can also be computed using the expression below [37],

$$\mu(\sigma, \pi) = \begin{cases} 1 & \text{if } \sigma = \pi \\ -\sum_{\sigma \leq \rho < \pi} \mu(\sigma, \rho) & \text{if } \sigma < \pi \\ 0 & \text{otherwise} \end{cases}$$

We can check the validity of this formula by computing the Möbius on the trivial partition lattice associated with joint independence, which contains two elements, $\hat{0}$ and $\hat{1}$,

$$\begin{aligned} \mu(\hat{1}, \hat{1}) &= 1 \\ \mu(\hat{0}, \hat{1}) &= -\mu(\hat{1}, \hat{1}) = -1, \end{aligned}$$

hence

$$\begin{aligned} \Delta_I^d \mathbb{P} &= \mu(\hat{1}, \hat{1}) \mathbb{P}_{1\dots d} + \mu(\hat{0}, \hat{1}) \prod_{i=1}^d \mathbb{P}_i \\ &= \mathbb{P}_{1\dots d} - \prod_{i=1}^d \mathbb{P}_i. \end{aligned}$$

E Links to simplicial complexes

A k -simplex θ is a set of $k+1$ vertices $\theta = [p_0, \dots, p_k]$, i.e., a 1-simplex is a line, a 2-simplex is a triangle, 3-simplex is a tetrahedron, etc. A simplicial complex Θ is a collection of simplices that

satisfy two conditions: (i) if $\theta \in \Theta$, then all the sub-simplices $v \subset \theta$ built from subsets of θ are also contained in Θ ; and (ii) the non-empty intersection of two simplices $\theta_1, \theta_2 \in \Theta$ is a sub-simplex of both θ_1 and θ_2 . The first condition makes the inclusion ordering in the subset lattice natural for simplicial complexes.

Below we have the Zeta matrix in Figure 6 and Möbius matrix in Figure 7 to illustrate that the boundary operators (with no directionality) of $(d-1)$ -simplex can be founded as block matrices within them. The subset lattice doesn't include the non-simplicial terms and we have shown numerically that these terms are essentially in the synthetic experiment when $\mathbb{P}_{1234} = \mathbb{P}_{12}\mathbb{P}_{34}$.

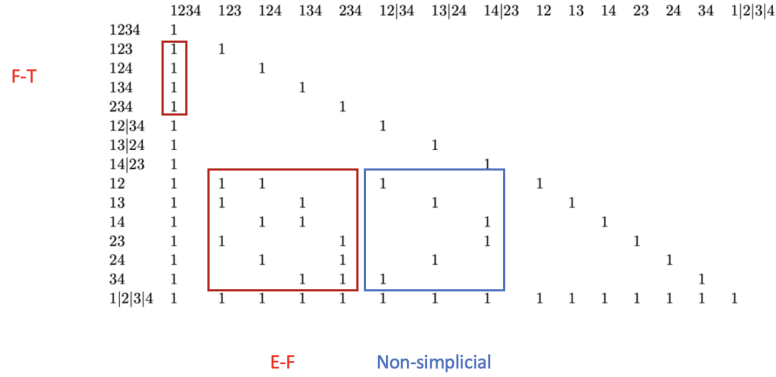


Figure 6: **Zeta matrix for the partition lattice of 4 variables.** Singletons in the partial factorisations are omitted for simplicity. The matrix can be decomposed into small blocks which correspond to the boundary operators in 3-simplex. Here the two red blocks represent the **Edge-to-Face** operator and **Face-to-Tetrahedron** operator. The blue block corresponds to the non-simplicials, partitions with no singletons.

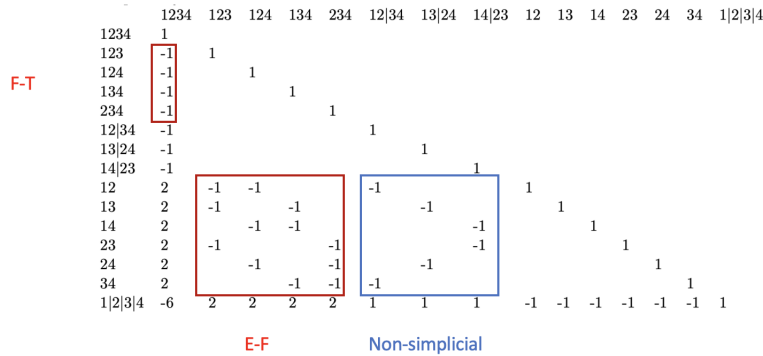


Figure 7: **Möbius matrix for the partition lattice of 4 variables.** Comparing with the Zeta matrix above we see that the block structure is preserved. Each block can be obtained using the Möbius inversion on the incidence matrix of its own partially ordered set, e.g. $\{12|34, 13|24, 14|23, 12|3|4, 13|2|4, 14|2|3, 23|1|4, 24|1|3, 34|1|2\}$ forms a partially ordered set. The values are always -1 since the partially order set only contains the elements from two neighbouring levels.

F Preprocessing of neuroimaging data

Preprocessing of neuroimaging data was performed following Luppi *et al.* [52]. We summarise the key steps here, and refer interested readers to the original paper for further details.

We started from the ‘minimally preprocessed’ release of the fMRI data from the Human Connectome Project [48, 49]. This data was preprocessed with bias field correction, functional realignment, motion correction and spatial normalization to Montreal Neurological Institute (MNI-152) standard space with 2 mm of isotropic resampling resolution. We then removed the first ten points in the time series, to avoid transient effects introduced by the scanner. Finally, we further denoised the data with the anatomical CompCor method, which involves regressing out potential noise confounds (specifically, five principal components of white matter activity, five principal components of cerebrospinal fluid activity, and 12 motion parameters including head translation, rotation, and their temporal derivatives). All preprocessing steps were performed using the CONN toolbox (<https://www.nitrc.org/projects/conn/>), version 17f58. The resulting volume was parcellated according to the Schaefer-100 atlas [50] by spatially averaging across all voxels in the same region for each timestep.

We report the odds ratios between the number of high-order interactions within resting-state networks and the number of high-order interactions in regions randomly sampled in Table 1.

Table 1: **Odds ratio table.** The odds ratio associated with the non-significant tests are coloured red.

	SOM	VIS	SAL	DAN	DMN	FPN	LIM	Random
4way	100.68	83.08	12.61	8.35	7.99	2.01	0	1
3way	7.56	8.57	2.60	1.14	4.52	1.22	0	1
2way	30.84	12.38	5.17	2.53	5.66	2.25	8.89	1

G Code

This code for performing the interaction tests and the synthetic experiments is provided in this anonymous Github repository <https://github.com/Neurips2023H0I/nips2023hoi.git>.