

Gravitational waves from binary black holes in a self-interacting scalar dark matter cloud

Alexis Boudon,¹ Philippe Brax,^{1,2} Patrick Valageas,¹ and Leong Khim Wong¹

¹*Université Paris-Saclay, CNRS, CEA, Institut de physique théorique, 91191, Gif-sur-Yvette, France*

²*CERN, Theoretical Physics Department, Geneva, Switzerland*

We investigate the imprints of accretion and dynamical friction on the gravitational-wave signals emitted by binary black holes embedded in a scalar dark matter cloud. As a key feature in this work, we focus on scalar fields with a repulsive self-interaction that balances against the self-gravity of the cloud. To a first approximation, the phase of the gravitational-wave signal receives extra correction terms at -3PN , -4PN and -5.5PN orders, relative to the prediction of vacuum general relativity, due to cloud gravity, accretion and dynamical friction. Future observations by LISA and DECIGO have the potential to detect these effects for a large range of scalar masses m_{DM} and self-interaction couplings λ_4 . This would correspond to scenarios with dark matter clouds smaller than 0.1 pc, which would be difficult to detect by other probes.

I. INTRODUCTION

Perturbations to the orbits of compact objects, like black holes (BHs), can serve as a dynamical probe of their local environment. One important effect is dynamical friction, first calculated in a seminal paper by Chandrasekhar [1] for collisionless particles, and later extended to gaseous media in, e.g., Refs. [2–5]. These quantities were also calculated in the case of fuzzy dark matter (FDM), in the nonrelativistic and relativistic regimes [6–13]. In this paper, we focus on the case of self-interacting dark matter, which we considered in [14–16]. In all of these cases, the compact object decelerates as it exchanges momentum with distant particles – or “streamlines” – that are deflected by its gravitational field. Equivalently, one can think of dynamical friction as the gravitational pull on the compact object exerted by the resulting fluid overdensity that forms in its wake. A second effect is the accretion of matter onto the compact object.

Naturally, the amount of influence these effects can have on the compact object’s trajectory depends on the specific nature of the environment. We are interested here in the case of dark matter clouds, within which most binary systems are expected to reside. Motivated by the lack of experimental evidence for weakly interacting massive particles (see, e.g., the reviews in Refs. [17,18]), we focus on scalar-field dark matter models with a particle mass between 10^{-20} eV and 1 eV. Within this range, very large occupation numbers are needed to form a galactic halo; hence, the scalar field behaves essentially classically and is described by a Schrödinger wave function in the nonrelativistic regime. Static equilibrium solutions, also called “solitons,” form at the centers of these halos [19–46]. In this article, we investigate the impact on the gravitational-wave (GW) signal emitted by a binary BH that is embedded in one of these solitons.

In the wider cosmological context, the energy density of dark matter in these scenarios is determined by the misalignment mechanism [47–50], wherein the field is initially frozen but then oscillates rapidly once its mass exceeds the Hubble rate. For scalar-field potentials that are dominated by their mass term, the energy density decays as $a(t)^{-3}$, as it does for cold dark matter (CDM), with $a(t)$ the cosmic scale factor. One thus recovers the main predictions of the standard CDM paradigm on cosmological scales [51–58]. Meanwhile, the details of what transpires on smaller scales depends on how strongly

the scalar self-interacts. For negligible self-interactions, solitons are supported against gravitational collapse by the wavelike nature of the scalar field, which gives rise to a so-called “quantum pressure”—this is commonly referred to as the fuzzy dark matter scenario [6]. Allowing for a repulsive, quartic interaction term introduces additional pressure effects [19,59–62], however, which can even dominate over the quantum pressure in certain cases. This occurs when the soliton size is greater than the scalar’s de Broglie wavelength, and this will be the regime of interest in this paper.

Solitons with radii on the order of a kiloparsec may alleviate some of the small-scale problems in galaxies encountered by the standard CDM scenario, such as the core/cusp problem, the too-big-to fail problem, or even the missing satellites problem [63–66]. We note, however, that other scenarios suggest that solitons could also form at higher redshifts and be of a much smaller size (see, e.g., Ref. [67]). In this paper, we make no a priori assumptions about the size of the soliton, and will instead explore what information can be extracted from GW signals for all possible values of soliton radii.

We consider the effects of both accretion and dynamical friction on the waveform. A BH moving inside a (much larger) soliton disturbs the distribution of dark matter both locally and further out into the bulk. Near the BH, the density of infalling dark matter grows as $\rho \propto 1/r$ until it reaches a nonlinear and relativistic regime close to the horizon [14–16]. This inner-radius boundary condition sets the accretion rate onto the BH. At larger distances, dynamical friction arises due to the deflection of streamlines over the bulk of the scalar cloud. As for gaseous media [2–5], neglecting the backreaction of the scalar field causes the dynamical friction force to vanish in the subsonic regime [15,16]. Both effects decrease the relative velocity between the BH and the scalar cloud. For BHs in a binary system, the consequence is a higher rate of orbital decay than if the binary were to evolve solely due to the emission of GWs. In standard post-Newtonian (PN) terminology, we find that accretion first contributes to the GW phase at the -4PN level for the subsonic regime and moderate supersonic Mach numbers, and at the -5.5PN level for high Mach numbers, while dynamical friction is a -5.5PN order effect.

The remainder of this paper is organized as follows. In Sec. II, we begin by reviewing the self-interacting model of scalar-field dark matter that we consider. In Sec. III, we then

solve for the motion of a binary BH in the presence of a scalar cloud. The perturbations to the phase of the emitted GWs arising from accretion and dynamical friction are derived in Sec. IV. We describe our Fisher-matrix analysis in Sec. V and finally, in Sec. VI we forecast the prospects of detecting such a dark matter environment in current and future GW experiments. We conclude in Sec. VII.

II. EQUATIONS OF MOTION

A. Scalar field dark matter

In this paper, we study the signatures imprinted on the gravitational waveform of a binary system of BHs by dark matter environments associated with a self-interacting scalar field. The dynamics of the scalar are governed by the action

$$S_\phi = \int \frac{d^4x}{\hbar c^2} \sqrt{-g} \left(-\frac{1}{2} g^{\mu\nu} \partial_\mu \phi \partial_\nu \phi - V(\phi) \right), \quad (2.1)$$

where we take the scalar-field potential to be

$$V(\phi) = \frac{m_{\text{DM}}^2 c^2}{2\hbar^2} \phi^2 + \frac{\lambda_4}{4\hbar^2 c^2} \phi^4, \quad (2.2)$$

with coupling constant $\lambda_4 > 0$. This gives rise to a repulsive self-interaction between dark matter particles in the nonrelativistic limit, wherein the global behavior of dark matter is akin to that of a compressible fluid. The effective outward pressure of this repulsive interaction can counterbalance the attractive force of gravity, and therefore leads to the formation of stable, equilibrium dark matter configurations on small scales, called solitons.

A detailed cosmological analysis of this dark matter model is presented in Ref. [68]. We here briefly review the main points. On cosmological scales, the oscillations of the scalar field due to the quadratic mass term in $V(\phi)$ are dominant since at least the time of matter-radiation equality. This ensures that the scalar field behaves as dark matter with a background density $\bar{\rho}$ that decays with the scale factor $a(t)$ as $\bar{\rho} \propto a(t)^{-3}$. However, the pressure associated with the self-interaction term prevents the growth of density perturbations below the Jeans scale

$$r_a = \frac{c}{\sqrt{4\pi\mathcal{G}\rho_a}}, \quad \rho_a = \frac{4m_{\text{DM}}^4 c^3}{3\lambda_4 \hbar^3}. \quad (2.3)$$

The characteristic scale r_a actually sets both the cosmological Jeans length, which leads to a small-scale cutoff for cosmological structure formation, and the radius of the soliton [19, 69].

In the nonrelativistic regime, the nonlinear Klein-Gordon equation derived from the action in Eq. (2.1) reduces to the nonlinear Schrödinger-Poisson system. In simple configurations (wherein the density does not vanish), a Madelung transformation [70] can be used to map this onto a hydrodynamical system, in which case the solitons correspond to hydrostatic equilibria. The quartic self-interaction in Eq. (2.2) gives rise to an effective pressure $P \propto \rho^2$, not unlike a polytropic gas with index $\gamma = 2$. The soliton density profile then takes the form

$$\rho_{\text{sol}}(r) = \rho_0 \frac{\sin(\pi r/R_{\text{sol}})}{\pi r/R_{\text{sol}}}, \quad R_{\text{sol}} = \pi r_a, \quad (2.4)$$

in the Thomas-Fermi limit of negligible quantum pressure. Observe that such solitons are described by just three parameters: the fundamental constants m_{DM} and λ_4 , and the average bulk density ρ_0 . The value of this last quantity—or, equivalently, the value of the soliton mass $M_{\text{sol}} = (4/\pi)\rho_0 R_{\text{sol}}^3$ —depends on the formation history of the dark matter halo.

If the characteristic scale r_a in Eq. (2.3) is on the order of a kiloparsec or more, then these solitons form at the centers of galaxies, as in the FDM case [71], while the outer regions of the dark matter halo follow an NFW density profile [72]. A numerical study of such soliton-halo systems for the potential in Eq. (2.2) is presented in Ref. [46]. On scales greater than R_{sol} and the de Broglie wavelength $\lambda_{\text{dB}} \equiv 2\pi\hbar/(m_{\text{DM}}v)$, both the self-interaction and quantum pressure are negligible, and so scalar-field dark matter behaves as collisionless cold dark matter would. Moreover, even though r_a is fixed, increasingly large and massive halos can form hierarchically in this model, as in the standard CDM paradigm [73].

At the other end of the spectrum, if r_a is much smaller than the typical size of galaxies, then solitons may have formed at early times before the formation of galaxies. In a manner similar to the formation of primordial BHs, this could lead to macroscopic dark matter objects with radii ranging from that of an asteroid to giant molecular clouds [67]. Indeed, if the hierarchy of scales is sufficiently large, then many small solitons may be present within galactic halos. In this scenario, stellar-mass binary BH systems could happen to be embedded within such solitons. We shall investigate the impact of both types of solitons—galactic sized or smaller—on the motion of binary BHs.

Several assumptions have been made to render the calculations in this paper feasible. First, note that the sound speed of the dark matter fluid is given by [14, 15]

$$c_s^2 = \frac{\rho_0}{\rho_a} c^2, \quad (2.5)$$

as would be expected for a polytropic gas with index $\gamma = 2$. We restrict ourselves to the nonrelativistic regime wherein $c_s \ll c$, and thus $\rho_0 \ll \rho_a$. We further limit our attention to the large-scalar-mass limit,

$$m_{\text{DM}} > \frac{\hbar}{r_s c} = 7 \times 10^{-11} \left(\frac{m_{\text{BH}}}{1 M_\odot} \right)^{-1} \text{ eV}, \quad (2.6)$$

where $r_s \equiv 2\mathcal{G}m_{\text{BH}}/c^2$ is the Schwarzschild radius of the larger of the two BHs embedded in the soliton. Taking this limit amounts to assuming that the scalar's de Broglie and Compton wavelengths are smaller than the BH's horizon, and much smaller than the size of the soliton. The analytic formulas for the accretion rate and dynamical friction force that we use below were derived in Refs. [14–16] and are valid only when this holds. Conveniently, a by-product of this assumption is that the only dark matter parameters affecting the binary's motion are the two characteristic densities, ρ_a and ρ_0 .

As a BH moves inside such dark matter solitons, it slows down because of the accretion of dark matter and the dynamical friction with the dark matter environment. In addition, it feels the gravitational potential of the dark matter cloud. We describe these effects in the next three sections.

B. Accretion drag force

For the particular model in Eqs. (2.1) and (2.2), it was shown in Ref. [16] that the accretion rate of scalar dark matter onto a BH follows two regimes,

$$v_{\text{BH}} < v_{\text{acc}} : \dot{m}_{\text{BH}} = \dot{m}_{\text{max}}, \quad v_{\text{BH}} > v_{\text{acc}} : \dot{m}_{\text{BH}} = \dot{m}_{\text{BHL}}, \quad (2.7)$$

with

$$v_{\text{acc}} = \frac{c_s^{2/3} c^{1/3}}{(3F_\star)^{1/3}}, \quad \dot{m}_{\text{max}} = 3\pi F_\star \rho_a r_s^2 c = \frac{12\pi F_\star \rho_0 \mathcal{G}^2 m_{\text{BH}}^2}{c_s^2 c},$$

$$\dot{m}_{\text{BHL}} = \frac{4\pi \rho_0 \mathcal{G}^2 m_{\text{BH}}^2}{v_{\text{BH}}^3}, \quad (2.8)$$

where an overdot denotes differentiation with respect to time and $F_\star \simeq 0.66$ is obtained from a numerical computation of the critical flux [14], which is associated with the unique radial transonic solution that matches the supersonic infall at the Schwarzschild radius to the static equilibrium soliton at large distances. This critical behavior is similar to that found for hydrodynamical flows in the classic studies of Refs. [74,75], and is closely related to the case of a polytropic gas with index $\gamma = 2$ [14,15]. However, close to the BH, the dynamics deviates from that of a polytropic gas as one enters the relativistic regime. Near the Schwarzschild radius, the scalar field must be described by the nonlinear Klein-Gordon equation instead of hydrodynamics [14]. This implies that the critical flux and the accretion rate \dot{m}_{max} differ from the usual Bondi result $\dot{m}_{\text{Bondi}} \sim \rho_0 \mathcal{G}^2 m_{\text{BH}}^2 / c_s^3$. This is manifest in the dependence of \dot{m}_{max} on the speed of light c , which is absent from the usual Bondi result.

The high-velocity regime corresponds to the standard accretion-column picture [76,77] and we recover the Bondi-Hoyle-Lyttleton accretion rate \dot{m}_{BHL} . There, most of the accretion comes from the narrow wake behind the BH, delimited by a conical shock within the Mach angle $\sin \theta_c = 1/\mathcal{M} \ll 1$, where $\mathcal{M} = v_{\text{BH}}/c_s$ is the BH Mach number.

In the low-velocity regime the Bondi-Hoyle-Lyttleton accretion rate is greater than the maximum accretion rate \dot{m}_{max} that is allowed by the effective pressure associated with the self-interactions (close to the BH horizon the velocity cannot be greater than c and the density greater than ρ_a). Then, the accretion column is no longer a narrow cone behind the BH and it encloses the BH from all sides. There is a bow shock upstream of the BH, with a subsonic region that contains the BH and diverts most of the dark matter flux. Close to the horizon the flow is approximately radial and we recover the accretion rate \dot{m}_{max} . See [16] for details.

Now consider a BH moving with velocity \mathbf{v}_{BH} through this scalar cloud. In the nonrelativistic limit $v_{\text{BH}} \equiv |\mathbf{v}_{\text{BH}}| \ll c$ and in the reference frame of the cloud, the accretion of zero-momentum dark matter does not change the BH momentum but slows down its velocity as

$$m_{\text{BH}} \dot{\mathbf{v}}_{\text{BH}}|_{\text{acc}} = -\dot{m}_{\text{BH}} \mathbf{v}_{\text{BH}}. \quad (2.9)$$

C. Dynamical friction

Dynamical friction also acts to reduce the BH's velocity. As in the hydrodynamical case [2,4,5], the dynamical friction force (in the steady-state limit) vanishes for subsonic speeds $v_{\text{BH}} < c_s$ [15] but is nonzero at supersonic speeds. The additional force on the BH in the latter regime reads [16]

$$m_{\text{BH}} \dot{\mathbf{v}}_{\text{BH}}|_{\text{df}} = -\frac{8\pi \mathcal{G}^2 m_{\text{BH}}^2 \rho_0}{3v_{\text{BH}}^3} \ln\left(\frac{r_{\text{IR}}}{r_{\text{UV}}}\right) \mathbf{v}_{\text{BH}}, \quad (2.10)$$

where r_{IR} is the usual large-radius cutoff while the small-radius cutoff of the logarithmic Coulomb factor is given by

$$r_{\text{UV}} = 3\sqrt{\frac{2}{e}} r_{\text{sg}} \mathcal{M}^{-3/2} = 6\sqrt{\frac{2}{e}} \frac{\mathcal{G} m_{\text{BH}}}{c_s^2} \left(\frac{c_s}{v_{\text{BH}}}\right)^{3/2}. \quad (2.11)$$

Here e is Euler's number (not to be confused with the orbital eccentricity e in Sec. III), $\mathcal{M} = v_{\text{BH}}/c_s$ is the Mach number, and $r_{\text{sg}} = r_s c^2/c_s^2$. Equation (2.10) takes the same form as the collisionless result by Chandrasekhar [1] but with a multiplicative factor $2/3$. It is not so surprising to obtain a result that differs from Chandrasekhar's formula, even for distant streamlines. Indeed, the background made of the soliton is governed by the balance between gravity and self-interactions, so that the self-interactions are never negligible throughout the dark matter soliton. We can also note that in the subsonic regime, the dynamical friction is zero, which shows the global impact of the self-interactions (which generate the sound speed) throughout the medium, in the steady state. Finally, in the collisionless case, distant trajectories that are deflected by small angles would nevertheless cross each other along the symmetry axis at large distance behind the BH, which is not possible for a fluid with non-zero self-interactions. Therefore, even distant streamlines must depart from distant collisionless trajectories. These various arguments explain why we could expect a different result from Chandrasekhar's formula even for distant streamlines (as long as they remain within the dark matter soliton).

In addition, the ultra-violet cutoff r_{UV} is here fully determined by the physics of the impact field and its effective pressure, instead of the minimum impact parameter $b_{\text{min}} \sim \mathcal{G} m_{\text{BH}}/v_{\text{BH}}^2$. As we have $r_{\text{UV}} \sim b_{\text{min}} \sqrt{v_{\text{BH}}/c_s} > b_{\text{min}}$, we can see that the dynamical friction (2.10) is smaller than the collisionless result, with a damping factor below $2/3$.

The radius $r_{\text{sg}} = r_s c^2/c_s^2$ in Eq.(2.11) is the radius where in the spherical accretion case the dark matter density profile makes the transition from the constant large-distance value ρ_0 to the $1/r$ growth close to the BH. As could be expected, r_{UV} decreases in units of r_{sg} for smaller c_s (equivalently, smaller λ_4). This falls off as $\mathcal{M}^{-3/2} = c_s^{3/2} v_{\text{BH}}^{-3/2}$. Not surprisingly, we have $r_{\text{UV}} \sim r_{\text{sg}}$ for Mach numbers of the order of unity. On the other hand, at fixed ρ_0 , the radius r_{sg} grows for smaller λ and smaller c_s . This is because the smaller self-interaction requires a higher density for the pressure to be able to regulate the infall onto the BH. Therefore, in the Bondi-like steady-state a smaller λ leads to a higher density in the inner region and to a transition to the constant-density plateau that is pushed to larger distance. The growth of r_{sg} happens to be steeper

than the factor $\mathcal{M}^{-3/2}$ and leads to an increase of r_{UV} . This expression is actually fully determined by the large-distance perturbative expansion presented in Sec.III of Ref. [16].

For a steady straight-line trajectory, we may take for the infra-red cutoff the size of the dark matter soliton, which depends explicitly on m_{DM} and λ_4 via Eq. (2.3). However, for bodies moving on circular orbits of radius r_{orb} , numerical simulations and analytical studies find that for gaseous media a good match is obtained by using $r_{\text{IR}} = 2r_{\text{orb}}$ [78,79]. This can be understood as follows. Estimating the dynamical friction from the exchange of momentum with distant encounters or streamlines of impact parameter b , as in the classical study [1], the duration an encounter is $\Delta t \sim b/v_{\text{BH}}$. Requiring this time to be smaller than the orbital period $P_{\text{orb}} \sim r_{\text{orb}}/v_{\text{BH}}$, so that the BH does not turn around during the encounter, gives $b \lesssim r_{\text{orb}}$. If we estimate the dynamical friction from the gravitational attraction by the BH wake, at large distance in the BH rest-frame matter flows away at the radial velocity v_{BH} . Therefore, the wake is aligned behind the BH up to the distance $d \sim v_{\text{BH}}P_{\text{orb}}/2$, which gives again the large-radius cutoff $d \lesssim r_{\text{orb}}$. Therefore, we take

$$r_{\text{IR}} = 2r_{\text{orb}}, \quad (2.12)$$

with the same normalization as found for gaseous media [78]. As shown in Sec. VI below, it turns out that the impact of the dark matter environment on the gravitational waves signal is dominated by the accretion rather than the dynamical friction. Therefore, our results are not very sensitive to the precise value of the infra-red cutoff (2.12).

D. Dark matter halo

Approximating the bulk of the soliton as a spherical halo of density ρ_0 and radius R_{sol} , centered at position \mathbf{x}_0 , the halo gravitational potential reads

$$|\mathbf{x} - \mathbf{x}_0| < R_{\text{sol}} : \quad \Phi_{\text{halo}}(\mathbf{x}) = \frac{2\pi}{3} \mathcal{G} \rho_0 |\mathbf{x} - \mathbf{x}_0|^2. \quad (2.13)$$

This gives the gravitational acceleration

$$m_{\text{BH}} \dot{\mathbf{v}}_{\text{BH}}|_{\text{halo}} = -\frac{4\pi}{3} \mathcal{G} m_{\text{BH}} \rho_0 (\mathbf{x} - \mathbf{x}_0). \quad (2.14)$$

III. BINARY MOTION

We focus on a binary system of two BHs and study their dynamics in their inspiralling phase in the Newtonian regime. Then, the Keplerian orbital motion is perturbed by the dark matter accretion, the dynamical friction and the halo gravity, and by the emission of GWs. This leads to a shrinking of the BH separation, until their merging. In the large-distance inspiralling phase, we obtain the perturbations of the Keplerian motion at first order. This allows us to consider separately the impact of the scalar cloud and of the GWs.

A. Keplerian motion

To compute the perturbation of the orbits at first order, we use the standard method of osculating orbital elements [80], where

we derive the drift of the orbital elements that determine the shape of the orbits. To define our notations, we first recall the properties of the Keplerian orbits. At zeroth order, the binary system of the two BHs of masses $\{m_1, m_2\}$, positions $\{\mathbf{x}_1, \mathbf{x}_2\}$ and velocities $\{\mathbf{v}_1, \mathbf{v}_2\}$, is reduced to a one-body problem by introducing the relative distance \mathbf{r} ,

$$\mathbf{r} = \mathbf{x}_1 - \mathbf{x}_2, \quad \mathbf{v} = \mathbf{v}_1 - \mathbf{v}_2, \quad (3.1)$$

the total and reduced masses

$$m = m_1 + m_2, \quad \mu = m_1 m_2 / m. \quad (3.2)$$

This gives the equation of motion

$$\ddot{\mathbf{r}} = -\frac{\mathcal{G}m}{r^3} \mathbf{r} \quad (3.3)$$

for the relative separation, whereas the center of mass remains at rest if its initial velocity vanishes. Then, we also have

$$\mathbf{x}_1 = \frac{m_2}{m} \mathbf{r}, \quad \mathbf{x}_2 = -\frac{m_1}{m} \mathbf{r}, \quad \mathbf{v}_1 = \frac{m_2}{m} \mathbf{v}, \quad \mathbf{v}_2 = -\frac{m_1}{m} \mathbf{v}, \quad (3.4)$$

choosing for the origin of the coordinates the barycenter of the binary system. The solution for bound orbits is the ellipse given by

$$r = \frac{p}{1 + e \cos(\phi - \omega)}, \quad p = (1 - e^2)a, \quad (3.5)$$

where p is the orbit semi-latus rectum, a the semi-major axis, e the eccentricity and ω the longitude of the pericenter. The orbit takes place in the plane $(\mathbf{e}_x, \mathbf{e}_y)$ orthogonal to the axis \mathbf{e}_z . In spherical coordinates, the polar angle $\theta = \pi/2$ is constant while the azimuthal angle ϕ runs. The total angular momentum \mathbf{L} is constant,

$$\mathbf{L} = m_1 \mathbf{x}_1 \times \mathbf{v}_1 + m_2 \mathbf{x}_2 \times \mathbf{v}_2 = \mu \mathbf{h}, \quad (3.6)$$

with

$$\mathbf{h} = \mathbf{r} \times \mathbf{v} = h \mathbf{e}_z, \quad h = r^2 \dot{\phi}, \quad p = \frac{h^2}{\mathcal{G}m}. \quad (3.7)$$

The constancy of ω is related to the conservation of the Runge-Lenz vector,

$$\mathbf{A} = \frac{\mathbf{v} \times \mathbf{h}}{\mathcal{G}m} - \mathbf{e}_r = e(\cos \omega \mathbf{e}_x + \sin \omega \mathbf{e}_y). \quad (3.8)$$

In the following, we will also use the true anomaly defined by

$$\varphi = \phi - \omega, \quad (3.9)$$

which measures the azimuthal angle from the direction of pericenter and grows with time as

$$\dot{\varphi} = \sqrt{\frac{\mathcal{G}m}{p^3}} (1 + e \cos \varphi)^2. \quad (3.10)$$

The period P_{orb} and the frequency f_{orb} of the orbital motion read

$$P_{\text{orb}} = 2\pi \sqrt{\frac{a^3}{\mathcal{G}m}}, \quad f_{\text{orb}} = \frac{1}{2\pi} \sqrt{\frac{\mathcal{G}m}{a^3}}, \quad (3.11)$$

which is known as Kepler's third law.

B. Drag force from the dark matter

As seen in Sec. II, the equations of motion of the two BHs read

$$\begin{aligned} m_1 \ddot{\mathbf{x}}_1 &= \mathcal{G} m_1 m_2 \frac{\mathbf{x}_2 - \mathbf{x}_1}{|\mathbf{x}_2 - \mathbf{x}_1|^3} - \dot{m}_1 \dot{\mathbf{x}}_1 - f_1 \dot{\mathbf{x}}_1 - g_1 (\mathbf{x}_1 - \mathbf{x}_0), \\ m_2 \ddot{\mathbf{x}}_2 &= \mathcal{G} m_1 m_2 \frac{\mathbf{x}_1 - \mathbf{x}_2}{|\mathbf{x}_1 - \mathbf{x}_2|^3} - \dot{m}_2 \dot{\mathbf{x}}_2 - f_2 \dot{\mathbf{x}}_2 - g_2 (\mathbf{x}_2 - \mathbf{x}_0), \end{aligned} \quad (3.12)$$

where we take into account the Newtonian gravity of the binary, the accretion of dark matter, the dynamical friction and the halo gravity, with

$$f_i(t) = \Theta_{\text{df},i} \frac{8\pi \mathcal{G}^2 m_i^2 \rho_0}{3v_i^3} \ln \left(\frac{r_{\text{IR},i}}{r_{\text{UV},i}} \right), \quad g_i = \frac{4\pi}{3} \mathcal{G} m_i \rho_0. \quad (3.13)$$

Here $\Theta_{\text{df},i}$ is a Heaviside factor associated with the two conditions $v_i > c_s$ and $r_{\text{IR},i} > r_{\text{UV},i}$. This is only an approximation, however, as a perturbative treatment to higher orders, which takes the scalar field's backreaction onto the BH into account, should smooth out the transition at c_s and give a small but nonzero force in the subsonic regime [81]. Nevertheless, we expect our use of a sharp transition to provide a conservative estimate for the impact of the dynamical friction on the motion of a BH.

This gives for the separation \mathbf{r} the equation of motion

$$\ddot{\mathbf{r}} = -\frac{\mathcal{G}m}{r^3} \mathbf{r} - \left(\frac{\dot{\mu}}{\mu} + \frac{m_2 f_1}{m_1 m} + \frac{m_1 f_2}{m_2 m} \right) \dot{\mathbf{r}} - \frac{4\pi \mathcal{G} \rho_0}{3} \mathbf{r}. \quad (3.14)$$

Here we used Eq.(3.4) to express \mathbf{x}_i in terms of \mathbf{r} in the last two terms, as we work at first order in the perturbations \dot{m}_i , f_i and g_i . Thus, we obtain an equation of motion of the form

$$\ddot{\mathbf{r}} = -\frac{\mathcal{G}m(t)}{r^3} \mathbf{r} - F(t) \dot{\mathbf{r}} - G \mathbf{r}. \quad (3.15)$$

Here and in the following, we assumed that at zeroth-order the center of mass of the binary is at rest in the scalar cloud, or more generally that its velocity is small as compared with the binary orbital velocity \mathbf{v} .

For circular orbits with $v = \sqrt{\mathcal{G}m/a}$, we obtain

$$\frac{r_{\text{IR},i}}{r_{\text{UV},i}} = \sqrt{\frac{ec_s m^2 \mu^5}{18 v m_i^7}}, \quad \frac{v_i}{c_s} = \frac{\mu v}{m_i c_s} \quad (3.16)$$

and the Heaviside factor in Eq.(3.13) reads

$$\Theta_{\text{df},i} = \Theta \left(\frac{m_i}{\mu} < \frac{v}{c_s} < \frac{em^2 \mu^5}{18 m_i^7} \right), \quad (3.17)$$

which is unity when the conditions are satisfied and zero otherwise. We can see that the conditions $r_{\text{IR},i} > r_{\text{UV},i}$ and $v_i > c_s$ can only be simultaneously satisfied by the smallest BH of the binary, when the symmetric mass ratio ν defined by

$$\nu = \mu/m = m_1 m_2 / m^2 \quad (3.18)$$

is below

$$\nu \lesssim 0.16. \quad (3.19)$$

Following the method of the osculating orbital elements [80], we obtain the impact of the accretion and of the dynamical friction by computing the perturbations to the orbital elements. It is clear from Eq.(3.15) that the orbital plane remains constant. In particular, the specific angular momentum \mathbf{h} remains parallel to \mathbf{e}_z and evolves as

$$\dot{\mathbf{h}} = -F(t) \mathbf{h}, \quad (3.20)$$

whereas the Runge-Lenz vector evolves as

$$\dot{\mathbf{A}} = -\left(\frac{\dot{m}}{m} + 2F(t) \right) (\mathbf{A} + \mathbf{e}_r) + \frac{Ghr}{\mathcal{G}m} \mathbf{e}_\phi. \quad (3.21)$$

This gives next the evolution of the eccentricity and of the semi-major axis,

$$\begin{aligned} \dot{e} &= -\left(\frac{\dot{m}}{m} + 2F(t) \right) (e + \cos \varphi) - \frac{Gha(1-e^2) \sin \varphi}{\mathcal{G}m(1+e \cos \varphi)}, \\ \dot{a} &= -\left(\frac{\dot{m}}{m} + 2F(t) \right) \frac{a(1+e^2+2e \cos \varphi)}{1-e^2} - \frac{2Ghea^2 \sin \varphi}{\mathcal{G}m(1+e \cos \varphi)}. \end{aligned} \quad (3.22)$$

Using Eq.(3.10), the derivatives with respect to the true anomaly φ read at first order

$$\begin{aligned} \frac{de}{d\varphi} &= -\sqrt{\frac{p^3}{\mathcal{G}m}} \left\{ \left(\frac{\dot{m}}{m} + 2F(t) \right) \frac{e + \cos \varphi}{(1+e \cos \varphi)^2} \right. \\ &\quad \left. + \frac{Gha(1-e^2) \sin \varphi}{\mathcal{G}m(1+e \cos \varphi)^3} \right\} \end{aligned} \quad (3.23)$$

and

$$\begin{aligned} \frac{da}{d\varphi} &= -\sqrt{\frac{p^3}{\mathcal{G}m}} \left\{ \left(\frac{\dot{m}}{m} + 2F(t) \right) \frac{a}{1-e^2} \frac{1+e^2+2e \cos \varphi}{(1+e \cos \varphi)^2} \right. \\ &\quad \left. + \frac{2Ghea^2 \sin \varphi}{\mathcal{G}m(1+e \cos \varphi)^3} \right\}. \end{aligned} \quad (3.24)$$

The perturbations generated by the dark matter lead to oscillations and secular changes of the orbital elements. The cumulative drift associated with the secular effects is obtained by averaging over one orbital period, as

$$\langle \dot{a} \rangle = \frac{1}{P} \int_0^P dt \dot{a} = \frac{1}{P} \int_0^{2\pi} d\varphi \frac{da}{d\varphi}. \quad (3.25)$$

C. Effect of the accretion

We first consider the impact of the accretion of dark matter on the orbital motion. This corresponds to both the term \dot{m}/m and the contribution $F_{\text{acc}} = \dot{\mu}/\mu$ to $F(t)$. We focus on the regime where these accretion rates vary slowly as compared with the orbital motion and we take them constant over one

period. As seen in (2.7), we have two regimes for the accretion rates, which are constant at low velocity and decays as v_i^{-3} at high velocity. Thus, we can write

$$\frac{\dot{m}}{m} + 2\frac{\dot{\mu}}{\mu} = A_{\text{acc}} + \frac{B_{\text{acc}}}{v^3}, \quad (3.26)$$

with

$$A_{\text{acc}} = \frac{12\pi F_{\star} \mathcal{G}^2 \rho_0 \mu}{c_s^2 c} \sum_{i=1}^2 \Theta(v_i < v_{\text{acc}}) \left(2 + \frac{m_i^2}{m\mu} \right),$$

$$B_{\text{acc}} = 4\pi \mathcal{G}^2 \rho_0 \mu \sum_{i=1}^2 \Theta(v_i > v_{\text{acc}}) \frac{m_i^3}{\mu^3} \left(2 + \frac{m_i^2}{m\mu} \right). \quad (3.27)$$

Then, at lowest order over the eccentricity e we obtain from Eqs.(3.23)-(3.24)

$$\langle \dot{e} \rangle_{\text{acc}} = \frac{3e}{2} \left(\frac{a}{\mathcal{G}m} \right)^{3/2} B_{\text{acc}},$$

$$\langle \dot{a} \rangle_{\text{acc}} = -a A_{\text{acc}} - a \left(\frac{a}{\mathcal{G}m} \right)^{3/2} B_{\text{acc}}. \quad (3.28)$$

The eccentricity remains constant in the low-velocity regime and increases in the high-velocity regime, if $e > 0$. The size of the orbit always decreases. The result (3.28) for the semi-major axis can be recovered at once for circular orbits from the constancy of the total angular momentum $L = \mu\sqrt{\mathcal{G}mp}$, with $a = p$ and $v = \sqrt{\mathcal{G}m/a}$ for $e = 0$.

D. Effect of the dynamical friction

The dynamical friction corresponds to the contribution

$$F_{\text{df}} = \frac{m_2 f_1}{m_1 m} + \frac{m_1 f_2}{m_2 m}, \quad (3.29)$$

and we can write

$$2F_{\text{df}}(t) = \frac{B_{\text{df}}}{v^3} + \frac{C_{\text{df}}}{v^3} \ln \left(\frac{v}{c_s} \right), \quad (3.30)$$

with

$$B_{\text{df}} = \frac{8\pi \mathcal{G}^2 \rho_0 \mu}{3} \sum_{i=1}^2 \Theta_{\text{df},i} \frac{m_i^3}{\mu^3} \ln \left(\frac{em^2 \mu^5}{18m_i^7} \right),$$

$$C_{\text{df}} = -\frac{8\pi \mathcal{G}^2 \rho_0 \mu}{3} \sum_{i=1}^2 \Theta_{\text{df},i} \frac{m_i^3}{\mu^3}. \quad (3.31)$$

At lowest order over the eccentricity e we obtain

$$\langle \dot{e} \rangle_{\text{df}} = \frac{3e}{2} \left(\frac{a}{\mathcal{G}m} \right)^{3/2} \left[B_{\text{df}} + C_{\text{df}} \ln \left(\sqrt{\frac{\mathcal{G}m}{a}} \frac{1}{c_s} \right) - \frac{C_{\text{df}}}{3} \right],$$

$$\langle \dot{a} \rangle_{\text{df}} = -a \left(\frac{a}{\mathcal{G}m} \right)^{3/2} \left[B_{\text{df}} + C_{\text{df}} \ln \left(\sqrt{\frac{\mathcal{G}m}{a}} \frac{1}{c_s} \right) \right]. \quad (3.32)$$

Thus, the dynamical friction increases the eccentricity, if $e > 0$, and reduces the size of the orbit.

E. GWs emission for the Keplerian dynamics

As is well known, the emission of GWs makes the orbits become more circular and tighter, until the BHs merge. At lowest order in a post-Newtonian expansion and using the quadrupole formula, the drifts of the eccentricity and of the semi-major axis are given by the standard results [80]

$$\langle \dot{e} \rangle_{\text{gw}} = -\frac{304\nu c}{15a} e \left(\frac{\mathcal{G}m}{c^2 a} \right)^3 (1 - e^2)^{-5/2} \left(1 + \frac{121}{304} e^2 \right) \quad (3.33)$$

and

$$\langle \dot{a} \rangle_{\text{gw}} = -\frac{64\nu c}{5} \left(\frac{\mathcal{G}m}{c^2 a} \right)^3 \frac{1 + \frac{73}{24} e^2 + \frac{37}{96} e^4}{(1 - e^2)^{7/2}}. \quad (3.34)$$

As pointed out in Ref. [82], at large distances the increase of eccentricity by accretion and dynamical friction in high-density environments can lead to significant eccentricity for some binaries as they enter the LISA observational band. This effect is somewhat lessened in our case as the dynamical friction vanishes in the subsonic regime. In this paper, we focus on the later inspiral stage where the impact of the dark matter on the binary is smaller than that of the emission of GWs and we restrict ourselves to circular orbits with $e = 0$. The analysis of binaries that would have acquired a high eccentricity at earlier stages, as studied in [82], is left for a future work.

F. Effect of the halo gravity

As can be checked at once in Eqs.(3.23)-(3.24), the G -term associated with the halo gravity does not modify the eccentricity and the size of the orbit over one period, $\langle \dot{e} \rangle_{\text{halo}} = 0$ and $\langle \dot{a} \rangle_{\text{halo}} = 0$. Indeed, within the approximation (2.14) of a time-independent halo gravitational potential, this is a conservative force. However, this modification of the Keplerian potential induces a change of the orbital frequency and of the emission of gravitational waves. Focusing on the binary and halo gravity only, the equation of motion (3.14) corresponds to the energy

$$E = \frac{1}{2} \mu v^2 - \frac{\mathcal{G} \mu m}{r} + \frac{2\pi \mathcal{G} \rho_0 \mu r^2}{3}. \quad (3.35)$$

Writing the Euler-Lagrange equations of motion, we obtain for circular orbits of radius a the velocity

$$v_\phi = \sqrt{\frac{\mathcal{G}m}{a}} \left(1 + \frac{2\pi \rho_0 a^3}{3m} \right). \quad (3.36)$$

Here and in the following, we work at linear order in ρ_0 . Thus, relative corrections to the Keplerian results are set by the ratio between the dark matter mass inside the orbital radius and the binary total mass, The orbital frequency and the energy read as

$$f_{\text{orb}} = \frac{1}{2\pi} \sqrt{\frac{\mathcal{G}m}{a^3}} \left(1 + \frac{2\pi \rho_0 a^3}{3m} \right) \quad (3.37)$$

and

$$E = -\frac{\mathcal{G}m\mu}{2a} + \frac{4\pi \mathcal{G} \rho_0 \mu a^2}{3}. \quad (3.38)$$

As expected, the higher mass in the system, and hence the larger gravity, increases the orbital frequency. Using the quadrupole formula [80],

$$\mathcal{P} = \frac{\mathcal{G}}{5c^5} \ddot{I}^{(jk)} \ddot{I}^{(jk)}, \quad I^{(jk)} = \nu m \mathbf{r}^j \mathbf{r}^k, \quad (3.39)$$

where \mathcal{P} is the rate of energy loss by gravitational waves and $I^{(jk)}$ the mass quadrupole moment, we obtain for circular orbits

$$\mathcal{P} = \frac{32\nu^2 \mathcal{G}^4 m^5}{5c^5 a^5} \left(1 + \frac{4\pi\rho_0 a^3}{m} \right). \quad (3.40)$$

Then, the balance equation $\frac{dE}{dt} = -\mathcal{P}$ gives for the drift of the orbital radius

$$\langle \dot{a} \rangle_{\text{gw}} = -\frac{64\nu \mathcal{G}^3 m^3}{5c^5 a^3} \left(1 - \frac{4\pi\rho_0 a^3}{3m} \right), \quad (3.41)$$

which agrees with Eq.(3.34) at $\epsilon = 0$ when the dark matter halo is negligible. Although the additional halo gravity increases the radiative loss (3.40), this is more than compensated by the higher energy (3.38) and the orbital drift is reduced.

IV. GW PHASE AND THE IMPACT OF DARK MATTER

A. Constant mass approximation

At lowest order, we can sum the contributions from the accretion of dark matter, the dynamical friction and the emission of GWs. This gives the total drift of the orbital radius

$$\langle \dot{a} \rangle = \langle \dot{a} \rangle_{\text{acc}} + \langle \dot{a} \rangle_{\text{df}} + \langle \dot{a} \rangle_{\text{gw}}. \quad (4.1)$$

This drift depends on the masses of the two BHs and their accretion rates. However, for small accretion rates we can take m_i and \dot{m}_i to be constant over the duration of the measurement. Assuming this spans \mathcal{N} orbital periods, with typically $\mathcal{N} \sim 100$, we require that $\dot{m}_i \mathcal{N} P \ll m_i$. For the maximum accretion rate (2.7) this gives

$$\rho_a \ll \frac{c^3 f}{24\pi F_\star \mathcal{G}^2 m_\> \mathcal{N}}, \quad (4.2)$$

where $f = 2/P_{\text{orb}}$ is the GW frequency (which is twice the orbital frequency) and $m_\> = \max(m_1, m_2)$. This gives

$$\rho_a \ll 6 \times 10^{10} \mathcal{N}^{-1} \left(\frac{m_\>}{1M_\odot} \right)^{-1} \left(\frac{f}{1\text{Hz}} \right) \text{g} \cdot \text{cm}^{-3}. \quad (4.3)$$

The strongest limitation is associated with the case of Massive Binary Black Holes (MBBH) to be detected with the space interferometer LISA, at frequencies $f \gtrsim 10^{-4}\text{Hz}$. This gives the upper bound $\rho_a \ll 0.01 \text{g/cm}^3$, which is much beyond the expected dark matter densities. For instance, the dark matter density in the Solar System is about 10^{-24}g/cm^3 [83–91]. On the other hand, accretion disks around supermassive BHs can have baryonic densities up to 10^{-9}g/cm^3 for thick disks and

10^{-1}g/cm^3 for thin disks [92]. Therefore, the bound (4.3) is well satisfied up to the baryonic densities found in accretion disks. At higher densities, we should explicitly take into account the time dependence of the BH masses and accretion rates. This would further enhance the deviation from the signal associated with the binary system in vacuum and increase the dark matter impact on the waveform. Therefore, our computation provides a conservative estimate of the detection threshold.

B. Phase and coalescence time

In the limit of small eccentricity, $\epsilon \ll 1$, the drift (4.1) reads

$$\dot{a} = -\frac{64\nu c}{5} \left(\frac{\mathcal{G}m}{c^2 a} \right)^3 \left(1 - \frac{4\pi\rho_0 a^3}{3m} \right) - a A_{\text{acc}} - a \left(\frac{a}{\mathcal{G}m} \right)^{3/2} \left[B_{\text{acc}} + B_{\text{df}} + C_{\text{df}} \ln \left(\sqrt{\frac{\mathcal{G}m}{a}} \frac{1}{c_s} \right) \right] \quad (4.4)$$

The frequency \mathfrak{f} of the gravitational waves is twice the orbital frequency (3.37),

$$\mathfrak{f} = \frac{1}{\pi} \sqrt{\frac{\mathcal{G}m}{a^3}} \left(1 + \frac{2\pi\rho_0 a^3}{3m} \right). \quad (4.5)$$

We use a gothic font in this section to distinguish \mathfrak{f} , the function of time describing the frequency sweep, from f , the Fourier-transform variable used below in the Fourier-space analysis of the time-sequence data. This also gives, at first order in dark matter perturbations,

$$\dot{\mathfrak{f}} = \frac{1}{\pi} \sqrt{\frac{\mathcal{G}m}{a^3}} \left(\frac{\dot{m}}{2m} - \frac{3\dot{a}}{2a} \right) + \mathcal{G}\rho_0 \left(\frac{a^3}{\mathcal{G}m} \right)^{1/2} \frac{\dot{a}}{a}. \quad (4.6)$$

Together with Eqs.(4.4)-(4.5), and using Eqs.(2.7) and (3.27) to combine the accretion terms, we obtain

$$\dot{\mathfrak{f}} = D_{\text{gw}} + D_{\text{halo}} + D_{\text{acc}} + D_{\text{df}}, \quad (4.7)$$

with

$$\begin{aligned} D_{\text{gw}} &= \mathfrak{f}^{8/3} \frac{96\pi^{8/3} \nu}{5c^5} (\mathcal{G}m)^{5/3}, \\ D_{\text{halo}} &= -\mathfrak{f}^{2/3} \frac{256\pi^{5/3} \nu \rho_0 \mathcal{G}^{8/3} m^{5/3}}{3c^5}, \\ D_{\text{acc}} &= \frac{12\pi F_\star \mathcal{G}^2 \rho_0 \mu}{c_s^2 c} \sum_{i=1}^2 \Theta(\mathfrak{f} < f_{\text{acc},i}) \left(3 + 2 \frac{m_i^2}{m\mu} \right) \\ &\quad + \mathfrak{f}^{-1} 4\mathcal{G}\rho_0 \sum_{i=1}^2 \Theta(\mathfrak{f} > f_{\text{acc},i}) \frac{m_i^3}{\mu^2 m} \left(3 + 2 \frac{m_i^2}{m\mu} \right), \\ D_{\text{df}} &= -\mathfrak{f}^{-1} \frac{4\mathcal{G}\rho_0}{3} \sum_{i=1}^2 \Theta(f_{\text{df},i}^- < \mathfrak{f} < f_{\text{df},i}^+) \frac{m_i^3}{\mu^2 m} \ln \left(\frac{\mathfrak{f}}{f_{\text{df},i}^+} \right), \end{aligned} \quad (4.8)$$

and

$$f_{\text{acc},i} = \frac{c_s^2 c m_i^3}{3\pi F_\star \mathcal{G} m \mu^3}, \quad f_{\text{df},i}^- = \frac{c_s^3 m_i^3}{\pi \mathcal{G} m \mu^3}, \quad f_{\text{df},i}^+ = \frac{e^3 c_s^3 m^5 \mu^{15}}{5832\pi \mathcal{G} m_i^{21}}. \quad (4.9)$$

In (4.7) we split the contributions from gravitational waves in the standard $\bar{f}^{8/3}$ term associated with Keplerian orbits and the correction in $\bar{f}^{2/3}$ due to the dark matter halo. Integrating the phase $\Phi(t) = 2\pi \int d\bar{f} (\dot{\bar{f}}/\dot{f})$ and the time $t = \int d\bar{f} (1/\dot{\bar{f}})$ over the GW frequency [93], we obtain

$$\Phi(\bar{f}) = \Phi_c + \Phi_{\text{gw}} + \Phi_{\text{halo}} + \Phi_{\text{acc}} + \Phi_{\text{df}} \quad (4.10)$$

and

$$t(\bar{f}) = t_c + t_{\text{gw}} + t_{\text{halo}} + t_{\text{acc}} + t_{\text{df}}, \quad (4.11)$$

where Φ_c and t_c are the phase and the time at coalescence time, and we introduced

$$\begin{aligned} \Phi_{\text{gw}} &= -2\pi \int_{\bar{f}}^{\infty} d\bar{f} \frac{1}{D_{\text{gw}}}, \quad \Phi_{\text{halo}} = 2\pi \int_{\bar{f}}^{\infty} d\bar{f} \frac{D_{\text{halo}}}{D_{\text{gw}}^2}, \dots \\ t_{\text{gw}} &= - \int_{\bar{f}}^{\infty} d\bar{f} \frac{1}{\dot{\bar{f}} D_{\text{gw}}}, \quad t_{\text{halo}} = \int_{\bar{f}}^{\infty} d\bar{f} \frac{D_{\text{halo}}}{\dot{\bar{f}} D_{\text{gw}}^2}, \dots \end{aligned} \quad (4.12)$$

Equations (4.10)-(4.11) provide an implicit expression for the function $\Phi(t)$, describing the GWs phase as a function of time. Here, we linearized over the dark matter contributions to the frequency drift, assuming they are weaker than the Keplerian GW contribution. As seen in Sec. IV C below, this is the case in realistic configurations. Besides, this is sufficient for the purpose of estimating the dark matter density thresholds required for detection. At much higher densities, our computation of the frequency drift is no longer reliable but the presence of dark matter would remain clear in the data.

We recover the fact that the dark matter contributions are more important during the early stages of the inspiral, that is, at low frequencies. This means that relativistic corrections to the orbital motion would not change our results for the dark matter detection thresholds.

The GW signal is of the form $h(t) = \mathcal{A}(t) \cos[\Phi(t)]$, where $\Phi(t)$ is implicitly determined by Eqs.(4.10)-(4.11) and $\mathcal{A}(t) \propto \bar{f}^{2/3}$ if we neglect the dark matter corrections in the amplitude [80]. The Fourier-space data analysis considers the Fourier transform $\tilde{h}(f) = \int dt e^{i2\pi ft} h(t)$. In the stationary phase approximation [93], one obtains $\tilde{h}(f) = \mathcal{A}(f)e^{i\Psi(f)}$, with

$$\mathcal{A}(f) \propto f^{-7/6}, \quad \Psi(f) = 2\pi f t_{\star} - \Phi(t_{\star}) - \pi/4, \quad (4.13)$$

where the saddle-point t_{\star} is defined by $\dot{\bar{f}}(t_{\star}) = f$, as $\dot{\Phi} = 2\pi\dot{\bar{f}}$. Using Eqs.(4.10)-(4.11) we obtain

$$\Psi(f) = 2\pi f t_c - \Phi_c - \frac{\pi}{4} + \Psi_{\text{gw}} + \Psi_{\text{halo}} + \Psi_{\text{acc}} + \Psi_{\text{df}}, \quad (4.14)$$

where the different contributions are

$$\begin{aligned} \Psi_{\text{gw}} &= 2\pi \left[\int_f^{\infty} df \frac{1}{D_{\text{gw}}} - f \int_f^{\infty} \frac{df}{f} \frac{1}{D_{\text{gw}}} \right], \\ \Psi_{\text{halo}} &= 2\pi \left[f \int_f^{\infty} \frac{df}{f} \frac{D_{\text{halo}}}{D_{\text{gw}}^2} - \int_f^{\infty} df \frac{D_{\text{halo}}}{D_{\text{gw}}^2} \right], \dots \end{aligned} \quad (4.15)$$

This gives [93]

$$\begin{aligned} \Psi_{\text{gw}} &= \frac{3}{128} \left(\frac{\pi \mathcal{G} \mathcal{M} f}{c^3} \right)^{-5/3} \left[1 + \frac{20}{9} \left(\frac{743}{336} + \frac{11}{4} \nu \right) \right. \\ &\quad \left. \times \left(\frac{\pi \mathcal{G} m f}{c^3} \right)^{2/3} \right], \end{aligned} \quad (4.16)$$

where \mathcal{M} is the chirp mass,

$$\mathcal{M} = \nu^{3/5} m, \quad (4.17)$$

and

$$\Psi_{\text{halo}} = \frac{25\pi}{924} \frac{\rho_0 \mathcal{G}^3 \mathcal{M}^2}{c^6} (\pi \mathcal{G} \mathcal{M} f / c^3)^{-11/3}, \quad (4.18)$$

$$\begin{aligned} \Psi_{\text{acc}} &= -\frac{25\pi \mathcal{G}^3 \mathcal{M}^2 \rho_0}{38912c^6} \left(\frac{\pi \mathcal{G} \mathcal{M} f}{c^3} \right)^{-16/3} \sum_{i=1}^2 \Theta(f > f_{\text{acc},i}) \\ &\quad \times \frac{m_i^3}{\mu^2 m} \left(3 + 2 \frac{m_i^2}{m\mu} \right) - \frac{75\pi F_{\star} \nu^{2/5} \mathcal{G}^3 \mathcal{M}^2 \rho_a}{26624c^6} \left(\frac{\pi \mathcal{G} \mathcal{M} f}{c^3} \right)^{-13/3} \\ &\quad \times \sum_{i=1}^2 \Theta(f < f_{\text{acc},i}) \left(3 + 2 \frac{m_i^2}{m\mu} \right) \left[1 - \left(\frac{f}{f_{\text{acc},i}} \right)^{13/3} \right. \\ &\quad \left. + \frac{13}{19} \left(\frac{f}{f_{\text{acc},i}} \right)^{16/3} \right], \end{aligned} \quad (4.19)$$

$$\begin{aligned} \Psi_{\text{df}} &= \frac{875\pi \mathcal{G}^3 \mathcal{M}^2 \rho_0}{11829248c^6} \left(\frac{\pi \mathcal{G} \mathcal{M} f}{c^3} \right)^{-16/3} \sum_{i=1}^2 \frac{m_i^3}{\mu^2 m} \Theta(f_{\text{df},i}^- < f_{\text{df},i}^+) \\ &\quad \times \left\{ \Theta(f_{\text{df},i}^- < f < f_{\text{df},i}^+) \left[1 + \frac{304}{105} \ln \frac{f}{f_{\text{df},i}^+} - \frac{361}{105} \left(\frac{f}{f_{\text{df},i}^+} \right)^{16/3} \right. \right. \\ &\quad \left. \left. + \frac{256}{105} \left(\frac{f}{f_{\text{df},i}^+} \right)^{19/3} \right] + \Theta(f < f_{\text{df},i}^-) \left[-\frac{361}{105} \left(\frac{f}{f_{\text{df},i}^+} \right)^{16/3} \right. \right. \\ &\quad \left. \left. + \frac{361}{105} \left(\frac{f}{f_{\text{df},i}^-} \right)^{16/3} + \frac{5776}{315} \left(\frac{f}{f_{\text{df},i}^-} \right)^{16/3} \ln \frac{f_{\text{df},i}^-}{f_{\text{df},i}^+} + \frac{256}{105} \right. \right. \\ &\quad \left. \left. \times \left(\frac{f}{f_{\text{df},i}^+} \right)^{19/3} - \frac{256}{105} \left(\frac{f}{f_{\text{df},i}^-} \right)^{19/3} - \frac{4864}{315} \left(\frac{f}{f_{\text{df},i}^-} \right)^{19/3} \ln \frac{f_{\text{df},i}^-}{f_{\text{df},i}^+} \right] \right\}. \end{aligned} \quad (4.20)$$

The factor Θ in the first line means that only the smaller BH can contribute, if there exists a range for dynamical friction where the two conditions $v_i > c_s$ and $r_{\text{IR},i} > r_{\text{UV},i}$ are satisfied. This provides a conservative estimate of the impact of the dark matter environment on the gravitational wave signal. A more accurate treatment would probably give a nonzero dynamical friction outside of the frequency ranges $[f_{\text{df},i}^-, f_{\text{df},i}^+]$. Therefore, the detection thresholds obtained in Table IV are conservative results. However, as the signal is dominated by the accretion rather than the dynamical friction, more accurate treatments

of the dynamical friction that would give a small but non-zero impact outside of these frequency ranges should not change much our results.

In the dark matter contributions (4.18)-(4.20) to the phase we used the leading term D_{gw} given in (4.8) in the expressions (4.15). This is sufficient for our purpose, which is to estimate the dark matter density thresholds associated with a significant impact on the GW signal. However, in the gravitational wave phase (4.16) we have added the first post-Newtonian 1-PN order [93]. This breaks the degeneracy over the two BH masses m_1 and m_2 shown by the leading term that only depends on the chirp mass \mathcal{M} . Then, the phase (4.16) depends independently on both m_1 and m_2 and the gravitational wave signal can constrain both BH masses. Higher-order 1.5-PN and 2-PN terms allow one to constrain the BH spins [93], however we do not consider BH spins in this paper. This ensures that for vanishing dark matter density, i.e. a binary in vacuum, the Fisher analysis performed in Sec. V over the binary parameters $\{t_c, \Phi_c, \ln(m_1), \ln(m_2)\}$ is well defined and can constrain both BH masses, as in actual data analysis of GW signals.

C. Relative impact of various contributions

1. Dark matter halo gravity

From Eqs.(4.16) and (4.18), we obtain

$$\frac{\Psi_{\text{halo}}}{\Psi_{\text{gw}}} = \frac{800\rho_0\mathcal{G}}{693\pi f^2} \sim 2 \times 10^{-8} \frac{\rho_0}{1 \text{ g} \cdot \text{cm}^{-3}} \left(\frac{f}{1 \text{ Hz}} \right)^{-2}, \quad (4.21)$$

where we only kept the leading term in Ψ_{gw} . This ratio happens to be independent of the BH masses and is very small. Therefore, the impact of the dark matter cloud gravitational potential is typically negligible.

2. Accretion on the BHs

Denoting $m_> = \max(m_1, m_2)$ and $m_< = \min(m_1, m_2)$ the greater and smaller mass of the binary, we obtain from Eq.(4.9)

$$f_{\text{acc},<} \sim 3 \times 10^4 \frac{\rho_0}{\rho_a} \left(\frac{m_>}{1 M_\odot} \right)^{-1} \text{ Hz},$$

$$f_{\text{acc},>} \sim 3 \times 10^4 \frac{\rho_0}{\rho_a} \left(\frac{m_>}{m_<} \right)^3 \left(\frac{m_>}{1 M_\odot} \right)^{-1} \text{ Hz}. \quad (4.22)$$

Since we typically have $\rho_0 \ll \rho_a$, these frequencies are usually below 1 Hz and the smaller BH can experience both accretion regimes in the range of frequencies probed by observations. The impact of the accretion is typically greater for the more massive BH, because of the factors m_i^3 and m_i^2 in Eq.(4.19). Focusing on this contribution, we obtain

$$f > f_{\text{acc},>} : \quad \frac{\Psi_{\text{acc},>}}{\Psi_{\text{gw}}} \sim 0.1 \left(\frac{m_>}{m_<} \right)^4 \frac{\rho_0}{1 \text{ g} \cdot \text{cm}^{-3}} \times \left(\frac{m_>}{1 M_\odot} \right)^{-5/3} \left(\frac{f}{1 \text{ Hz}} \right)^{-11/3}, \quad (4.23)$$

and

$$f < f_{\text{acc},>} : \quad \frac{\Psi_{\text{acc},>}}{\Psi_{\text{gw}}} \sim 5 \times 10^{-6} \frac{m_>}{m_<} \frac{\rho_a}{1 \text{ g} \cdot \text{cm}^{-3}} \times \left(\frac{m_>}{1 M_\odot} \right)^{-2/3} \left(\frac{f}{1 \text{ Hz}} \right)^{-8/3}. \quad (4.24)$$

We can see that the contribution to the phase from the accretion is typically much greater than that from the cloud gravity (4.21). However, it remains small as compared with the standard contribution Ψ_{gw} from gravitational waves, which validates our perturbative computations. It increases for smaller masses and low frequencies. This implies that it is most important at the early stages of the inspiral phase.

3. Dynamical friction

From Eq.(4.9) we obtain

$$f_{\text{df},<}^- \sim 6 \times 10^4 \left(\frac{\rho_0}{\rho_a} \right)^{3/2} \left(\frac{m_>}{1 M_\odot} \right)^{-1} \text{ Hz},$$

$$f_{\text{df},>}^- \sim 6 \times 10^4 \left(\frac{\rho_0}{\rho_a} \right)^{3/2} \left(\frac{m_>}{m_<} \right)^3 \left(\frac{m_>}{1 M_\odot} \right)^{-1} \text{ Hz}, \quad (4.25)$$

and

$$f_{\text{df},<}^+ \sim 2 \times 10^2 \left(\frac{\rho_0}{\rho_a} \right)^{3/2} \left(\frac{m_>}{m_<} \right)^6 \left(\frac{m_>}{1 M_\odot} \right)^{-1} \text{ Hz},$$

$$f_{\text{df},>}^+ \sim 2 \times 10^2 \left(\frac{\rho_0}{\rho_a} \right)^{3/2} \left(\frac{m_<}{m_>} \right)^{15} \left(\frac{m_>}{1 M_\odot} \right)^{-1} \text{ Hz}. \quad (4.26)$$

We recover the fact that only the smaller BH experiences a significant dynamical friction, if the mass ratio is sufficiently large. Then, we obtain

$$f_{\text{df},<}^- < f < f_{\text{df},<}^+ : \quad \frac{\Psi_{\text{df}}}{\Psi_{\text{gw}}} \sim 7 \times 10^{-3} \frac{\rho_0}{1 \text{ g} \cdot \text{cm}^{-3}} \times \left(\frac{m_>}{1 M_\odot} \right)^{-5/3} \left(\frac{f}{1 \text{ Hz}} \right)^{-11/3}. \quad (4.27)$$

This is smaller than the accretion contribution (4.23) by a factor $(m_</m_>)^4$ because the accretion is dominated by the larger BH while in our approximation only the smaller BH experiences dynamical friction. Again this is a small correction to the gravitational wave term Ψ_{gw} from gravitational waves and it is most important at the early stages of the inspiral phase, with low frequencies.

4. Effective post-Newtonian orders

Contributions to the phase Ψ that scale as f^α may be attributed an effective post-Newtonian order $n = 3\alpha/2 + 5/2$. Then, the cloud gravity (4.18) is associated with a -3 PN contribution. The accretion gives a -4 PN contribution at low frequency and a -5.5 PN contribution at high frequency, keeping only the dominant terms. In the range $f_{\text{df}}^- < f < f_{\text{df}}^+$ the dynamical friction also gives a -5.5 PN contribution. This negative orders express the fact that these dark matter

contributions are increasingly important at low frequencies, in the early stages of the inspiral. This also means that they are not degenerate with usual relativistic corrections, associated with positive post-Newtonian orders.

In this paper we do not include the backreaction of the scalar field. Studies of the FDM scenario have shown that this may contribute a -6 PN effect, which is however too small to be observed [8,94]. On the other hand, the dynamical friction can heat the gas and lead to a depletion of dark matter in the vicinity of the orbital radius [95,96], which decreases the actual amount of dynamical friction. For the self-interacting case that we consider in this paper, the effective pressure could lessen this effect if it can replenish the BH neighbourhood. Moreover, the small-scale cutoff (2.11) makes the dynamical friction insensitive to the local dark matter density. A detailed investigation of this point is left to future work. Another noteworthy factor, at 5 PN order, is the influence of deformability effects caused by nonzero Love numbers for dressed BHs (e.g., surrounded by a scalar field) as discussed in [97,98]. Focusing on the low scalar-mass limit for FDM models, $\alpha = m_{\text{DM}} m_{\text{BH}} G / (\hbar c) \ll 1$, these authors found that these effects grow as α^{-8} and can be significant for $\alpha \lesssim 0.1$. In this paper, we focus instead on the large scalar-mass limit, $\alpha \gg 1$ as in Eq.(2.6), and we can expect the tidal Love numbers to be much smaller. Another difference is the importance of the self-interactions. We plan to study the Love numbers in this case in future papers.

5. Relativistic corrections

The dynamical friction formulae used here are valid in the nonrelativist limit $v \ll c$. Relativistic corrections typically give a corrective prefactor $\gamma^2(1+v^2)^2$ in the dynamical friction [9,99,100], which enhances the impact on the binary and the detectability of the environment [101]. This can be obtained in the collisionless case from the relativistic formula for the scattering deflection angle and the relativistic Lorentz boost between the fluid and BH frames [99]. The relativistic corrections for fuzzy dark matter were also derived from first principles in [12] and compared with numerical simulations in [13]. This should remain a good approximation in the highly supersonic case, where the streamlines at large radii follow collisionless trajectories as pressure effects are small. For velocities as high as $v^2 \sim 0.137 c^2$ this only gives a multiplicative factor of about 1.5. As the dark matter contributions are most important in the early inspiral, we can see that relativistic corrections can be neglected and will not change the order of magnitude of our results. In practice, we cut the analysis below the frequency f_γ where $v^2 = 0.137 c^2$, to ensure relativistic corrections remain modest.

6. Dark matter parameters ρ_a and ρ_0

As seen in the previous sections, the gravitational wave signal only depends on the dark matter environment through the two parameters ρ_a and ρ_0 , which are the characteristic density (2.3) determined by the self-interaction and the bulk density of the dark matter cloud. The cloud gravity (4.18), the accretion at high frequency (4.19) and the dynamical friction (4.20) are

proportional to ρ_0 , whereas the accretion at low frequency (4.19) is proportional to ρ_a . On the other hand, the thresholds (4.9) depend on $c_s \propto \sqrt{\rho_0/\rho_a}$. Therefore, in principle it is possible to constrain both parameters if the observational frequency range contains the low-frequency accretion regime or at least one of these frequency thresholds.

V. FISHER INFORMATION MATRIX

A. Fisher analysis

We use a Fisher matrix analysis to estimate the dark matter densities ρ_a and ρ_0 that could be detected through the measurement of GWs emitted by binary BHs in the inspiral phase. The Fisher matrix is given by [93,102]

$$\Gamma_{ij} = 4 \text{Re} \int_{f_{\min}}^{f_{\max}} \frac{df}{S_n(f)} \left(\frac{\partial \tilde{h}}{\partial \theta_i} \right)^* \left(\frac{\partial \tilde{h}}{\partial \theta_j} \right), \quad (5.1)$$

where $\{\theta_i\}$ is the set of parameters that we wish to measure and $S_n(f)$ is the noise spectral density, which depends on the GW interferometer. The signal-to-noise ratio is

$$(\text{SNR})^2 = 4 \int_{f_{\min}}^{f_{\max}} \frac{df}{S_n(f)} |\tilde{h}(f)|^2. \quad (5.2)$$

Writing the gravitational waveform as $\tilde{h}(f) = \mathcal{A}_0 f^{-7/6} e^{i\Psi(f)}$, as in Eqs.(4.13)-(4.14), we obtain

$$\Gamma_{ij} = \frac{(\text{SNR})^2}{\int_{f_{\min}}^{f_{\max}} \frac{df}{S_n(f)} f^{-7/3}} \int_{f_{\min}}^{f_{\max}} \frac{df}{S_n(f)} f^{-7/3} \frac{\partial \Psi}{\partial \theta_i} \frac{\partial \Psi}{\partial \theta_j} \quad (5.3)$$

where the parameters that we consider in our analysis are $\{\theta_i\} = \{t_c, \Phi_c, \ln(m_1), \ln(m_2), \rho_0, \rho_a\}$. The amplitude \mathcal{A}_0 would be an additional parameter. However, the Fisher matrix is block-diagonal as $\Gamma_{\mathcal{A}_0, \theta_i} = 0$ and the amplitude \mathcal{A}_0 is completely decorrelated from the other parameters $\{\theta_i\}$ [93]. Therefore, we do not consider the amplitude any further. From the Fisher matrix we obtain the covariance $\Sigma_{ij} = (\Gamma^{-1})_{ij}$, which gives the standard deviation on the various parameters as $\sigma_i = \langle (\Delta \theta_i)^2 \rangle^{1/2} = \sqrt{\Sigma_{ii}}$.

As compared with the study presented in [103], we neglect the effective spin $\chi_{\text{eff}} \equiv (m_1 \chi_1 + m_2 \chi_2)/m$, which is only considered to calculate the last stable orbit using the analytical PhenomB templates [104]. This is because our results for the accretion rate and the dynamical friction have only been derived for Schwarzschild BHs. However, we expect the order of magnitude that we obtain for the dark matter densities to remain valid for moderate spins. A second difference from [103] is that in addition to the dark-matter density ρ_0 , which describes the bulk of the cloud, we also have a second characteristic density ρ_a . It describes the dark matter density close to the Schwarzschild radius and it is directly related to the strength of the dark-matter self-interaction.

B. Sectors in the (ρ_0, ρ_a) plane

1. Binary and dark matter parameters

In this paper, we investigate the detection thresholds for a dark matter environment. Then, we assumed that the dark

matter impact is small and we linearized in all its contributions. Thus, the phases (4.18)-(4.20) are proportional to the densities ρ_0 or ρ_a (at fixed c_s). As expected, the contributions from the halo gravity (4.18), the accretion in the high-frequency or high-velocity regime (4.19), and the dynamical friction (4.20) are proportional to the bulk halo density ρ_0 . The contribution from the accretion in the low-frequency or low-velocity regime (4.19) is proportional to the characteristic density ρ_a , associated with the maximum allowed accretion rate.

Then, for vanishing or negligible dark matter halo the standard waveform parameters $\{\theta_i\}_{i=1,4} = \{t_c, \Phi_c, \ln(m_1), \ln(m_2)\}$ are determined by the first four terms in the phase (4.14), that is, the t_c and Φ_c factors and the gravitational wave contribution Ψ_{gw} . This corresponds to the standard analysis for binary systems in vacuum. For a small dark matter halo, or for the fiducial $\rho_0 = \rho_a = 0$, this also provides the 4×4 components Γ_{ij} with $1 \leq i, j \leq 4$ of the Fisher matrix.

The presence of a dark matter environment can be detected through the phases (4.18)-(4.20). These contributions have an amplitude proportional to ρ_0 or ρ_a , multiplied Heaviside factors Θ and slowly-varying terms such as $1 + (f/f_{\text{acc}})^{13/3}$ or $\ln(f/f_{\text{df}}^+)$. The frequencies (4.9) do not depend on ρ_0 and ρ_a independently, but only on the sound-speed c_s , that is, on the ratio y defined by

$$y \equiv \frac{\rho_a}{\rho_0} = \frac{c^2}{c_s^2} \geq 1. \quad (5.4)$$

Therefore, the different accretion and dynamical friction regimes are delimited by specific values of y , which determine several angular sectors in the (ρ_0, ρ_a) plane. The physical part of the positive quadrant $\{\rho_0 \geq 0, \rho_a \geq 0\}$ is restricted to the upper-diagonal sector $\rho_a \geq \rho_0$ because of the condition $c_s \leq c$. For a given binary system and observational frequency band $[f_{\text{min}}, f_{\text{max}}]$, let us define the accretion thresholds in y ,

$$f_{\text{min}} < f_{\text{acc},i} : y < y_{\text{acc},i}^+, \quad y_{\text{acc},i}^+ = \frac{c^3 m_i^3}{3\pi F_\star \mathcal{G} m \mu^3 f_{\text{min}}}, \quad (5.5)$$

$$f_{\text{max}} < f_{\text{acc},i} : y < y_{\text{acc},i}^-, \quad y_{\text{acc},i}^- = \frac{c^3 m_i^3}{3\pi F_\star \mathcal{G} m \mu^3 f_{\text{max}}}, \quad (5.6)$$

and the dynamical friction thresholds

$$f_{\text{min}} < f_{\text{df},i}^+ : y < y_{\text{df},i}^+, \quad y_{\text{df},i}^+ = \left(\frac{e^3 c^3 m^5 \mu^{15}}{5832 \pi \mathcal{G} m_i^{21} f_{\text{min}}} \right)^{2/3}, \quad (5.7)$$

$$f_{\text{max}} < f_{\text{df},i}^- : y < y_{\text{df},i}^-, \quad y_{\text{df},i}^- = \left(\frac{c^3 m_i^3}{\pi \mathcal{G} m \mu^3 f_{\text{max}}} \right)^{2/3}. \quad (5.8)$$

Let us label the BH masses so that $m_1 \geq m_2$, then we have

$$m_1 \geq m_2 : y_{\text{acc},1}^+ \geq y_{\text{acc},2}^+, \quad y_{\text{acc},1}^- \geq y_{\text{acc},2}^-, \quad (5.9)$$

while only the smaller BH m_2 can experience significant dynamical friction. Then, we can split the behavior of the

accretion term Ψ_{acc} as

$$\begin{aligned} y > y_{\text{acc},1}^+ : & \text{ no accretion dependence on } \rho_a, \\ y < y_{\text{acc},2}^- : & \text{ no accretion dependence on } \rho_0, \end{aligned} \quad (5.10)$$

where we neglected the dependence on c_s of the terms inside the brackets in Eq.(4.19), which quickly converge to unity below the threshold $f_{\text{acc},i}$. We can also split the behavior of the dynamical friction term Ψ_{df} as

$$\begin{aligned} y > y_{\text{df},2}^+ : & \text{ no dynamical friction,} \\ y_{\text{df},2}^- < y < y_{\text{df},2}^+ : & \text{ dynamical friction,} \\ y < y_{\text{df},2}^- : & \text{ dynamical friction is degenerate with } t_c \text{ and } \Phi_c, \end{aligned} \quad (5.11)$$

where again we neglected the dependence on c_s of the terms inside the brackets in Eq.(4.20).

2. High- y sector

In the high- y sector,

$$y > \max(y_{\text{acc},1}^+, y_{\text{df},2}^+), \quad (5.12)$$

the phase Ψ is only sensitive to ρ_0 , through the halo gravity (4.18) and the high-frequency regime of the accretion (4.19). Therefore, we have no constraint on ρ_a and the gravitational wave measurement only provides a bound on the bulk density ρ_0 . The Fisher matrix (5.3) is then a 5×5 matrix. This gives the covariance matrix $\Sigma_{ij} = (\Gamma^{-1})_{ij}$ and the standard deviation $\sigma_{\rho_0} = \sqrt{\Sigma_{\rho_0 \rho_0}}$. This corresponds to the detection threshold $\rho_{0\star} = \sigma_{\rho_0}$: halos with a higher dark matter density can be detected from the gravitational wave measurements whereas lower density clouds cannot be discriminated from binaries in vacuum. This corresponds for instance in the EMRI panel in Fig. 1 to the vertical blue line above the upper red diagonal line, which is the lower angular bound (5.12) in the plane (ρ_0, ρ_a) .

As seen in Sec. IV C 2, the contribution from the halo gravity is negligible as compared with the contribution from the accretion. Then, in the limit where we can neglect the correlations between the binary parameters $\{t_c, \Phi_c, \ln(m_1), \ln(m_2)\}$ and ρ_0 , the detection threshold $\rho_{0\star}$ can be estimated as

$$\rho_{0\star} \gtrsim \frac{1}{\text{SNR}} \left| \frac{\partial \Psi_{\text{acc}}}{\partial \rho_0} \right|^{-1},$$

$$\rho_{0\star} \gtrsim \frac{1}{\text{SNR}} \frac{19456 c^6}{25 \pi \mathcal{G}^3 m_1^2} \left(\frac{\pi \mathcal{G} m_1 f_{\text{min}}}{c^3} \right)^{16/3} \left(\frac{m_2}{m_1} \right)^5, \quad (5.13)$$

which gives

$$\rho_{0\star} \gtrsim \frac{3 \times 10^{-6}}{\text{SNR}} \left(\frac{m_2}{m_1} \right)^5 \left(\frac{m_1}{1 M_\odot} \right)^{10/3} \left(\frac{f_{\text{min}}}{1 \text{ Hz}} \right)^{16/3} \text{ g/cm}^3. \quad (5.14)$$

Thus, we can see that this lower bound improves for instruments that probe lower frequencies and for binaries with a higher mass ratio. In practice, we perform a full Fisher matrix analysis. Then, the partial degeneracies between the various parameters and the finite frequency band $[f_{\text{min}}, f_{\text{max}}]$ give a detection threshold that must be somewhat above (5.14).

3. Intermediate- y sector

For the IMRI and EMRI cases to be discussed in Sec. VI below, there is a narrow intermediate regime where dynamical friction comes into play while accretion is still independent of ρ_a ,

$$y_{\text{df},2}^- < y_{\text{acc},1}^+ < y < y_{\text{df},2}^+. \quad (5.15)$$

Neglecting the dependence on c_s of the terms inside the brackets in Eq.(4.20) to count the number of parameters, we treat Ψ_{df} as a linear function of ρ_0 for a fixed density ratio y . Then, the Fisher matrix (5.3) is again a 5×5 matrix and from the standard deviation $\sigma_{\rho_0} = \sqrt{\Sigma_{\rho_0\rho_0}}$ we again obtain the lower bound $\rho_{0\star} = \sigma_{\rho_0}$. This provides a vertical boundary line in the plane (ρ_0, ρ_a) for the detection threshold, within the narrow strip (5.15). This corresponds for instance in the EMRI panel in Fig. 1 to the vertical dashed green line between the upper red diagonal line and the upper blue dotted diagonal line, associated with the angular bounds (5.15) in the plane (ρ_0, ρ_a) .

4. Low- y sector

For low values of y ,

$$1 \leq y < y_{\text{acc},1}^+, \quad (5.16)$$

the accretion contribution depends on ρ_a , while the halo gravity always depends on ρ_0 , so that we have two dark matter parameters and the Fisher matrix is a 6×6 matrix. For a given density ratio y , we compute the associated Fisher ellipse in the plane (ρ_0, ρ_a) and its intersection with the direction $\rho_a/\rho_0 = y$. Thus, from the 6×6 Fisher matrix Γ_{ij} we obtain the 6×6 covariance matrix Σ_{ij} . We marginalize over the binary parameters $\{t_c, \Phi_c, \ln(m_1), \ln(m_2)\}$ by defining the new 2×2 covariance matrix $\hat{\Sigma}_{ij}$ associated with the rows and columns of the two remaining parameters ρ_0 and ρ_a , and we obtain the 2×2 Fisher matrix $\hat{\Gamma} = \hat{\Sigma}^{-1}$. This determines the Fisher ellipse in the plane (ρ_0, ρ_a) defined by

$$\Delta\chi^2 = \hat{\Gamma}_{\rho_0\rho_0}\rho_0^2 + 2\hat{\Gamma}_{\rho_0\rho_a}\rho_0\rho_a + \hat{\Gamma}_{\rho_a\rho_a}\rho_a^2, \quad (5.17)$$

which is restricted to the angular sector (5.16) in the plane (ρ_0, ρ_a) . For simplicity we keep $\Delta\chi^2 = 1$ as in the other angular sectors. Because most of the dark matter signal comes from the accretion contribution at low frequency, this elliptic section is an almost straight horizontal line in the angular sector (5.16), which gives an almost constant threshold ρ_a . This corresponds for instance in the EMRI panel in Fig. 1 to the horizontal red line between the upper blue dotted line and the black dashed line, associated with the angular bounds (5.16) in the plane (ρ_0, ρ_a) .

Neglecting correlations among parameters we obtain the estimate $\rho_{a\star} \gtrsim \frac{1}{\text{SNR}} \left| \frac{\partial \Psi_{\text{acc}}}{\partial \rho_a} \right|^{-1}$,

$$\rho_{a\star} \gtrsim \frac{1}{\text{SNR}} \frac{13312c^6}{75\pi F_{\star} \mathcal{G}^3 m_1^2} \left(\frac{\pi \mathcal{G} m_1 f_{\text{min}}}{c^3} \right)^{13/3} \left(\frac{m_2}{m_1} \right)^2, \quad (5.18)$$

which gives

$$\rho_{a\star} \gtrsim \frac{0.08}{\text{SNR}} \left(\frac{m_2}{m_1} \right)^2 \left(\frac{m_1}{1 M_{\odot}} \right)^{7/3} \left(\frac{f_{\text{min}}}{1 \text{ Hz}} \right)^{13/3} \text{ g/cm}^3. \quad (5.19)$$

This lower bound again improves for instruments that probe lower frequencies and for binaries with a higher mass ratio. Again, because of partial degeneracies and the finite frequency band the detection threshold obtained from the inversion of the Fisher matrix is somewhat greater than the estimate (5.19).

5. Detection area in the plane (ρ_0, ρ_a)

As displayed for instance in the EMRI panel in Fig. 1, the thresholds $\rho_{0\star}$ obtained at large y in Secs. VB 2 and VB 3 give a degenerate Fisher ellipse that is a vertical strip around $\rho_0 = 0$ of width $\rho_{0\star}$ that extends from the diagonal $\rho_a > y_{\text{acc},1}^+ \rho_0$ to infinite ρ_a . At lower y the ellipse (5.17) gives an almost horizontal strip around $\rho_a = 0$ of width $\rho_{a\star}$, which is bracketed by the diagonals $\rho_0 = \rho_a/y_{\text{acc},1}^+$ and $\rho_0 = \rho_a$. In Fig. 1 this corresponds to the white area in the upper left diagonal sector, $\rho_a \geq \rho_0$. The shaded complementary area corresponds to densities that are beyond these Fisher ellipse boundaries, that is, their dark matter impact on the gravitational waveform is statistically inconsistent with the assumption of zero dark matter environment. In this paper, we thus identify this region with the detection threshold for the dark matter densities (i.e., dark matter environments that can be distinguished from the null hypothesis). Although more sophisticated data analysis may be considered, this should provide the correct order of magnitude for the detection thresholds in the dark matter density plane (ρ_0, ρ_a) .

VI. DETECTION PROSPECTS

A. Gravitational-wave detectors

The gravitational-wave detectors that we consider are LISA [105], DECIGO [106], ET [107] and Adv-LIGO [108]. We use the noise spectral densities presented in [109–112]. The frequency ranges are given in Table I, where the PhenomB inspiral-merger transition value f_1 is defined in [104] and $f_{\text{obs}} = 4.149 \times 10^{-5} \left(\frac{\mathcal{M}}{10^6 M_{\odot}} \right)^{-5/8} \left(\frac{T_{\text{obs}}}{1 \text{ yr}} \right)^{-3/8}$ is the frequency at a given observational time before the merger, as defined in [113]. We take $T_{\text{obs}} = 4 \text{ yr}$ in our computations.

B. Events

We focus on the description of 6 events, 2 ground based and 4 space based, the last ones being for LISA since its detection range differs from the others. All the events are BH binaries. The virtual events correspond to different types of binaries: Massive Binary Black Holes (MBBH), Intermediate Binary Black Holes (IBBH), an Intermediate Mass Ratio Inspiral (IMRI) and an Extreme Mass Ratio Inspiral (EMRI). All of these events are of the same type as the ones considered by [103], but we focus on BH binaries and do not consider neutron star binaries. The details of these events are given in Table II. For completeness, we included the spins and χ_{eff} , which sets

Detector \ Frequency	f_{\min} (Hz)	f_{\max} (Hz)
LISA	$\max(2 \times 10^{-5}, f_{\text{obs}})$	$\min(1, f_1, f_\gamma)$
DECIGO	10^{-2}	$\min(100, f_1, f_\gamma)$
ET	3	$\min(f_1, f_\gamma)$
Adv-LIGO	10	$\min(f_1, f_\gamma)$

TABLE I: Gravitational waves frequency band considered for the LISA, DECIGO, ET and Adv-LIGO interferometers, where f_{obs} is the frequency of the binary 4 years before the merger [113] and f_1 is the PhenomB inspiral-merger transition value [104].

the upper frequency cutoff of the data analysis. The SNR values for each of these events are taken from [103] and summarized in Table III.

Event \ Properties	m_1 (M_\odot)	m_2 (M_\odot)	χ_1	χ_2	χ_{eff}
MBBH	10^6	5×10^5	0.9	0.8	0.87
IBBH	10^4	5×10^3	0.3	0.4	0.33
IMRI	10^4	10	0.8	0.5	0.80
EMRI	10^5	10	0.8	0.5	0.80
GW150914	35.6	30.6			-0.01
GW170608	11	7.6			0.03

TABLE II: Details on masses and spins of the considered events. The information on GW150914 and GW170608 are taken from [114].

Event \ Detector	LISA	DECIGO	ET	Adv-LIGO
MBBH	3×10^4	×	×	×
IBBH	708	×	×	×
IMRI	64	×	×	×
EMRI	22	×	×	×
GW150914	×	2815	615	40
GW170608	×	1290	303	35

TABLE III: Value of the signal-to-noise ratio (SNR) of the considered events for each detector, taken from [103].

C. Detection thresholds in the (ρ_0, ρ_a) plane

We show in Figs. 1 and 2 our results for the detection thresholds in the (ρ_0, ρ_a) , following the Fisher matrix analysis described in Sec. V. Let us first describe the LISA-MBBH case, shown in the upper left panel in Fig. 1. The lower diagonal black dashed line is the lower limit $y = 1$ ($c_s = c$) on the physical part of the parameter space. The parallel blue dotted lines are the thresholds $y_{\text{acc},1}^+$ and $y_{\text{acc},1}^-$ while the green dot-dashed lines are the thresholds $y_{\text{acc},2}^+$ and $y_{\text{acc},2}^-$ (constant- y lines are parallel to the diagonal $y = 1$ in the $(\log(\rho_0), \log(\rho_a))$ logarithmic plane). Because $\nu > 0.16$ there is no dynamical friction.

Then, above the upper blue dotted line $y_{\text{acc},1}^+$, we are in the large- y regime (5.12) and there is no constraint on ρ_a . Thus, we obtain a vertical line $\rho_0 > \rho_{0\star}$ with $\rho_{0\star} \approx 8 \times 10^{-13} \text{g/cm}^3$. This should be compared with the simple estimate (5.14), which gives $\rho_{0\star} \gtrsim 10^{-14} \text{g/cm}^3$ as we have $f_{\min} \approx 6 \times 10^{-5} \text{Hz}$. As expected the more accurate Fisher analysis gives a higher value but we roughly recover the same order of magnitude. This gives the shaded area to the right of $\rho_{0\star}$ and above the line $y_{\text{acc},1}^+$ as a region where DM would be detected, mostly because of the accretion contribution $\Psi_{\text{acc},1}$ on the larger BH.

Between the lines $y_{\text{acc},1}^+$ and $y = 1$, we are in the low- y regime (5.16) where the phase depends on both ρ_0 and ρ_a . The Fisher matrix analysis gives an almost flat boundary curve $\rho_a > \rho_{a\star}$ with $\rho_{a\star} \approx 5 \times 10^{-9} \text{g/cm}^3$. This should be compared with the simple estimate (5.19), which gives $\rho_{a\star} \gtrsim 10^{-11} \text{g/cm}^3$. Again, the more accurate Fisher analysis gives a higher value but we roughly recover the same order of magnitude. In particular, the estimates (5.14) and (5.19) correctly predict the large hierarchy between the thresholds $\rho_{0\star}$ and $\rho_{a\star}$. This gives the remaining shaded area between the lines $y_{\text{acc},1}^+$ and $y = 1$, above $\rho_{a\star}$, as a region where DM would be detected, mostly because of the accretion contribution $\Psi_{\text{acc},1}$ on the larger BH, but now in the low-velocity self-regulated regime.

The same behaviors are found for the LISA-IBBH case, shown in the lower left panel in Fig. 1. In particular, with $f_{\min} \approx 6 \times 10^{-4} \text{Hz}$, Eqs.(5.14) and (5.19) give the simple estimates $\rho_{0\star} \gtrsim 10^{-14} \text{g/cm}^3$ and $\rho_{a\star} \gtrsim 10^{-9} \text{g/cm}^3$, whereas the detailed Fisher matrix inversion gives the more accurate results $\rho_{0\star} \approx 5 \times 10^{-13} \text{g/cm}^3$ and $\rho_{a\star} \approx 3 \times 10^{-8} \text{g/cm}^3$.

Let us now consider the LISA-IMRI case, shown in the upper right panel in Fig. 1. In addition to the thresholds $\{y_{\text{acc},1}^+, y_{\text{acc},1}^-\}$ and $\{y_{\text{acc},2}^+, y_{\text{acc},2}^-\}$, the red solid lines show the dynamical friction thresholds $\{y_{\text{df},2}^+, y_{\text{df},2}^-\}$. Above the upper line $y_{\text{df},2}^+$ we are again in the large- y regime (5.12), with a vertical bound $\rho_{0\star} = 3 \times 10^{-20} \text{g/cm}^3$. This is again within a factor 100 of the simple estimate (5.14), which gives $\rho_{0\star} \gtrsim 10^{-21} \text{g/cm}^3$ with $f_{\min} \approx 6 \times 10^{-3} \text{Hz}$. In the narrow band $y_{\text{acc},1}^+ < y < y_{\text{df},2}^+$ we are in the intermediate regime (5.15), with a weak dependence on ρ_a through c_s in the terms inside the brackets in Eq.(4.20). Thus, we still have a roughly vertical line. Below $y_{\text{acc},1}^+$ we are in the low- y regime (5.16), which is now dominated by the new dependence of the accretion term on ρ_a , which gives a roughly horizontal line with $\rho_{a\star} \approx 2 \times 10^{-8} \text{g/cm}^3$. The simple estimate (5.19) gives $\rho_{a\star} \gtrsim 10^{-9} \text{g/cm}^3$, which is again within a factor 100 of the more accurate Fisher matrix result and reproduces the large hierarchy between $\rho_{0\star}$ and $\rho_{a\star}$.

We obtain similar behaviors for the LISA-EMRI case, shown in the lower right panel in Fig. 1. With $f_{\min} \sim 3 \times 10^{-3} \text{Hz}$, the simple estimates (5.14) and (5.19) give $\rho_{0\star} \gtrsim 10^{-24} \text{g/cm}^3$ and $\rho_{a\star} \gtrsim 10^{-10} \text{g/cm}^3$, whereas the more accurate Fisher matrix results are $\rho_{0\star} \approx 10^{-22} \text{g/cm}^3$ and $\rho_{a\star} \approx 10^{-8} \text{g/cm}^3$.

We obtain similar behaviors in 2 for the DECIGO, ET and Adv-LIGO detectors, for stellar-mass binaries. As in the MBBH and IBBH cases, there is no dynamical friction regime. DECIGO provides constraints on DM environments that are similar to those obtained from LISA, but the ET and Adv-LIGO cannot detect the dark matter cloud for realistic densities.

Thus, in all cases the detection domain is an upper right

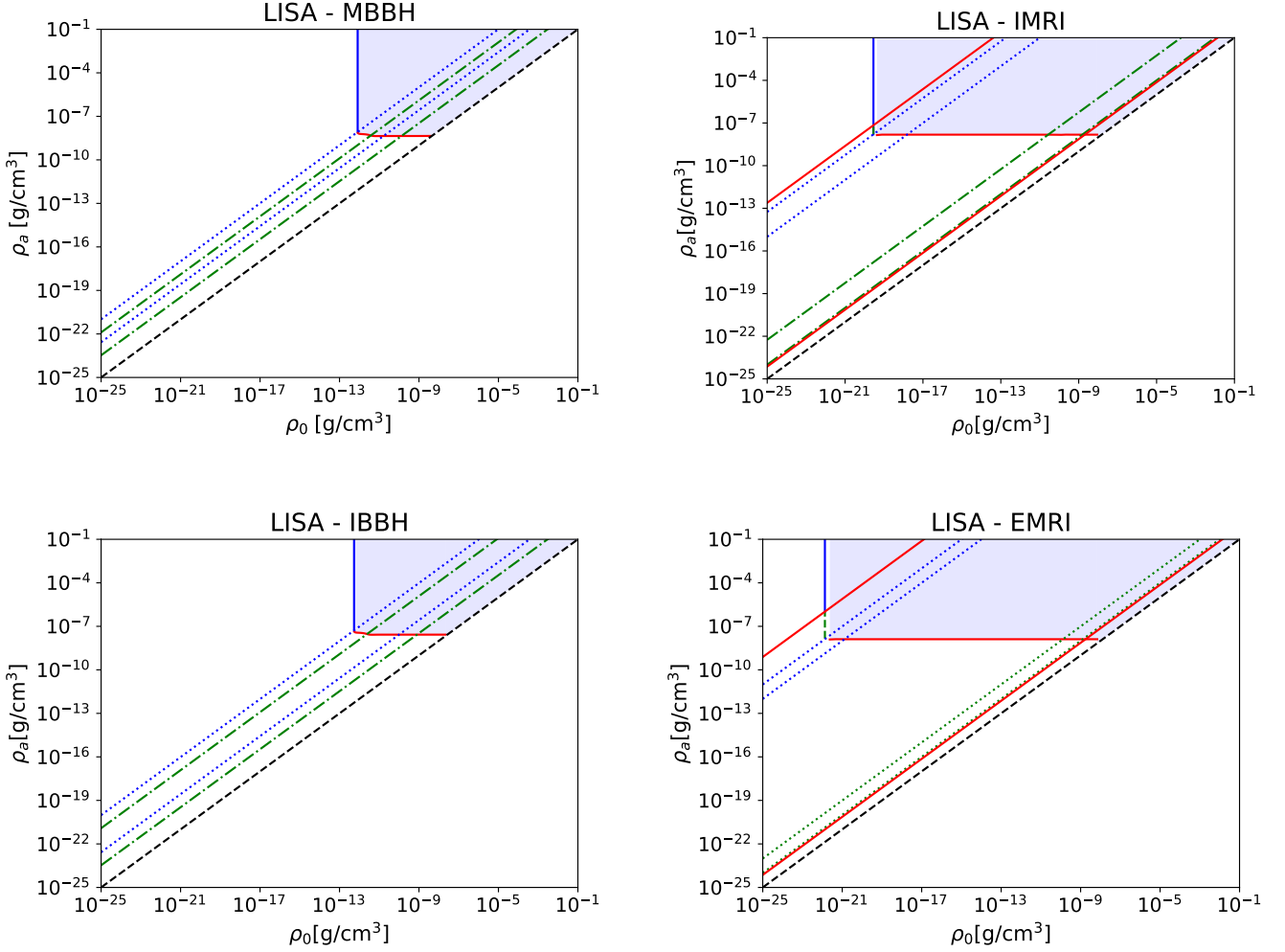


FIG. 1: Maps of the detection prospects with LISA for different events, in terms of the dark matter parameters ρ_0 and ρ_a . The lower right area below the black dashed line is not physical. The shaded upper right area shows the region of the parameter space where the dark matter environment can be detected.

region, delimited from the left by $\rho_{0\star}$, from below by $\rho_{a\star}$, and from the right by the diagonal $\rho_a = \rho_0$. The simple estimates (5.14) and (5.19) are typically below the exact thresholds $\rho_{0\star}$ and $\rho_{a\star}$ by a factor of up to 100, but they reproduce the main trends and the hierarchy between $\rho_{0\star}$ and $\rho_{a\star}$. The DM detection is dominated by the accretion contribution Ψ_{acc} on the larger BH. Above the diagonal $y_{\text{acc},1}^+$, which runs through the lower-left corner of this domain, the accretion rate is proportional to ρ_0 whereas below the diagonal $y_{\text{acc},1}^+$ it is proportional to ρ_a . Therefore, in the shaded domain above $y_{\text{acc},1}^+$ we measure ρ_0 whereas below $y_{\text{acc},1}^+$ we measure ρ_a .

We summarize in Table IV the density thresholds $\rho_{0\star}$ and $\rho_{a\star}$ above which the DM cloud can be detected, for the detectors and binary systems displayed in Figs. 1 and 2. This is only possible at much higher densities than the typical dark matter density on galaxy scales, which is about 10^{-26} to 10^{-23} g/cm^3 [72,115–117]. For comparison, we also note that accretion disks have a baryonic matter density below ~ 0.1 g/cm^3 for thin disks, and below 10^{-9} g/cm^3 for

thick disks [92], with a lower bound around 10^{-16} g/cm^3 . Therefore, only LISA and DECIGO could detect DM clouds with realistic bulk densities, $\rho_0 > 10^{-22}$ g/cm^3 for LISA-EMRI and $\rho_0 > 10^{-15}$ g/cm^3 for DECIGO. The detection of the scalar cloud also requires a very high value of the density parameter ρ_a , $\rho_a \gtrsim 10^{-8}$ g/cm^3 . However, this is not the typical density of the DM cloud but only the density close to the Schwarzschild radius, in the accretion regime regulated by the self-interactions. On the other hand, DM clouds with densities much higher than typical baryonic accretion disks may be produced in the early universe, as discussed for instance in [67,118] for several scenarios. Then, in contrast with the standard CDM case, the dark matter density field would be extremely clumpy, in the form of a distribution of small and dense clouds (in a manner somewhat similar to primordial BHs or macroscopic dark matter scenarios, but with larger-size objects).

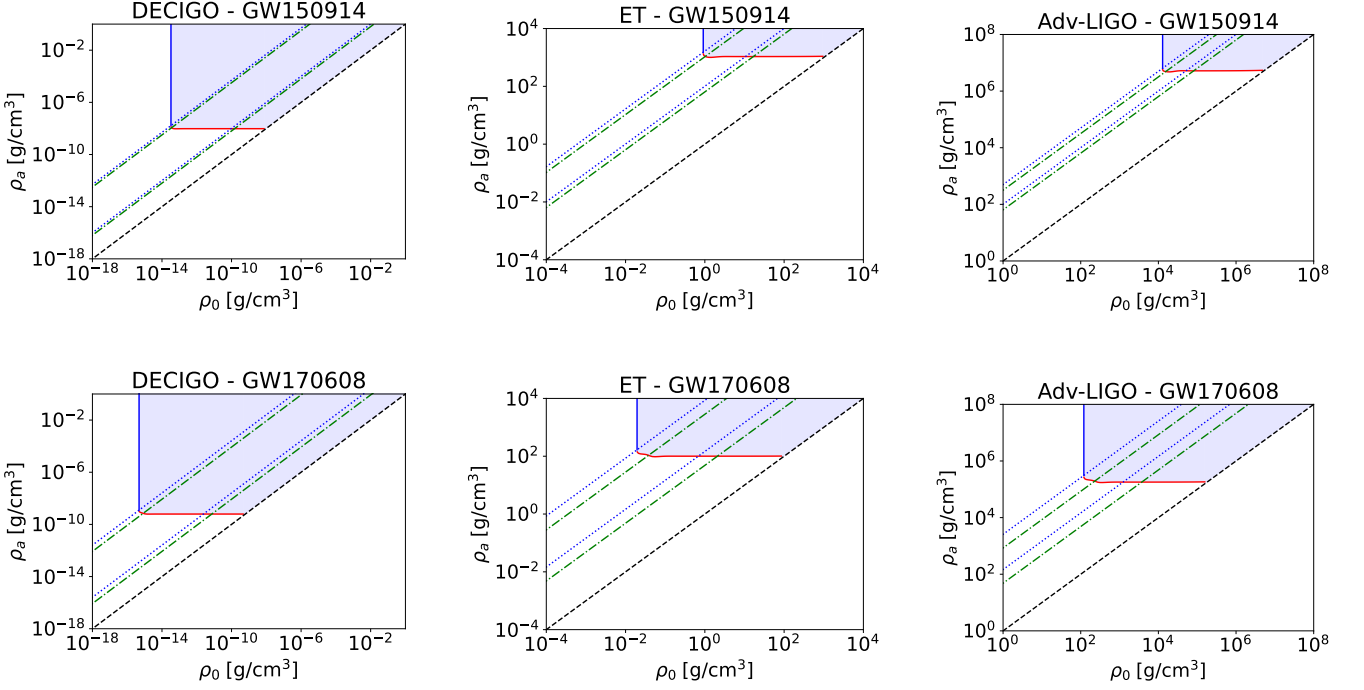


FIG. 2: Maps of the detection prospects for three different interferometers (from left-to-right: DECIGO, ET, and Adv-LIGO), for the two events GW150914 (upper row) and GW170608 (lower row).

Event \ Detector	LISA	DECIGO	ET	Adv-LIGO
MBBH	$\rho_0 > 8 \times 10^{-13} \text{ g/cm}^3$ $\rho_a > 5 \times 10^{-9} \text{ g/cm}^3$	×	×	×
IBBH	$\rho_0 > 5 \times 10^{-13} \text{ g/cm}^3$ $\rho_a > 3 \times 10^{-8} \text{ g/cm}^3$	×	×	×
IMRI	$\rho_0 > 3 \times 10^{-20} \text{ g/cm}^3$ $\rho_a > 2 \times 10^{-8} \text{ g/cm}^3$	×	×	×
EMRI	$\rho_0 > 10^{-22} \text{ g/cm}^3$ $\rho_a > 10^{-8} \text{ g/cm}^3$	×	×	×
GW150914	×	$\rho_0 > 3 \times 10^{-14} \text{ g/cm}^3$ $\rho_a > 10^{-8} \text{ g/cm}^3$	$\rho_0 > 0.9 \text{ g/cm}^3$ $\rho_a > 10^3 \text{ g/cm}^3$	$\rho_0 > 10^4 \text{ g/cm}^3$ $\rho_a > 5 \times 10^6 \text{ g/cm}^3$
GW170608	×	$\rho_0 > 5 \times 10^{-16} \text{ g/cm}^3$ $\rho_a > 10^{-9} \text{ g/cm}^3$	$\rho_0 > 0.02 \text{ g/cm}^3$ $\rho_a > 101 \text{ g/cm}^3$	$\rho_0 > 120 \text{ g/cm}^3$ $\rho_a > 2 \times 10^5 \text{ g/cm}^3$

TABLE IV: Lower bounds $\rho_{0\star}$ and $\rho_{a\star}$ on the DM density parameters for a detection of the DM cloud, for various detectors and binary systems.

D. Detection threshold for ρ_a and parameter space

In this section, we compare the detection threshold $\rho_{a\star}$ obtained in Table IV with the allowed parameter space of our dark matter model, in the $(m_{\text{DM}}, \lambda_4)$ plane. This allows us to check whether this scenario can be efficiently probed by the measurement of the gravitational waves emitted by BH binary systems embedded in such dark matter clouds. Our results are displayed in Figs. 3 and 4, representing the outcomes for LISA

and DECIGO. We do not consider ET and Adv-LIGO, because they require bulk densities that are probably too high to be realistic. Various colored regions on the figures correspond to distinct limits based on either observational constraints or the regime considered in our calculations.

From Eq.(2.3), a detection floor $\rho_{a\star}$ corresponds to an upper

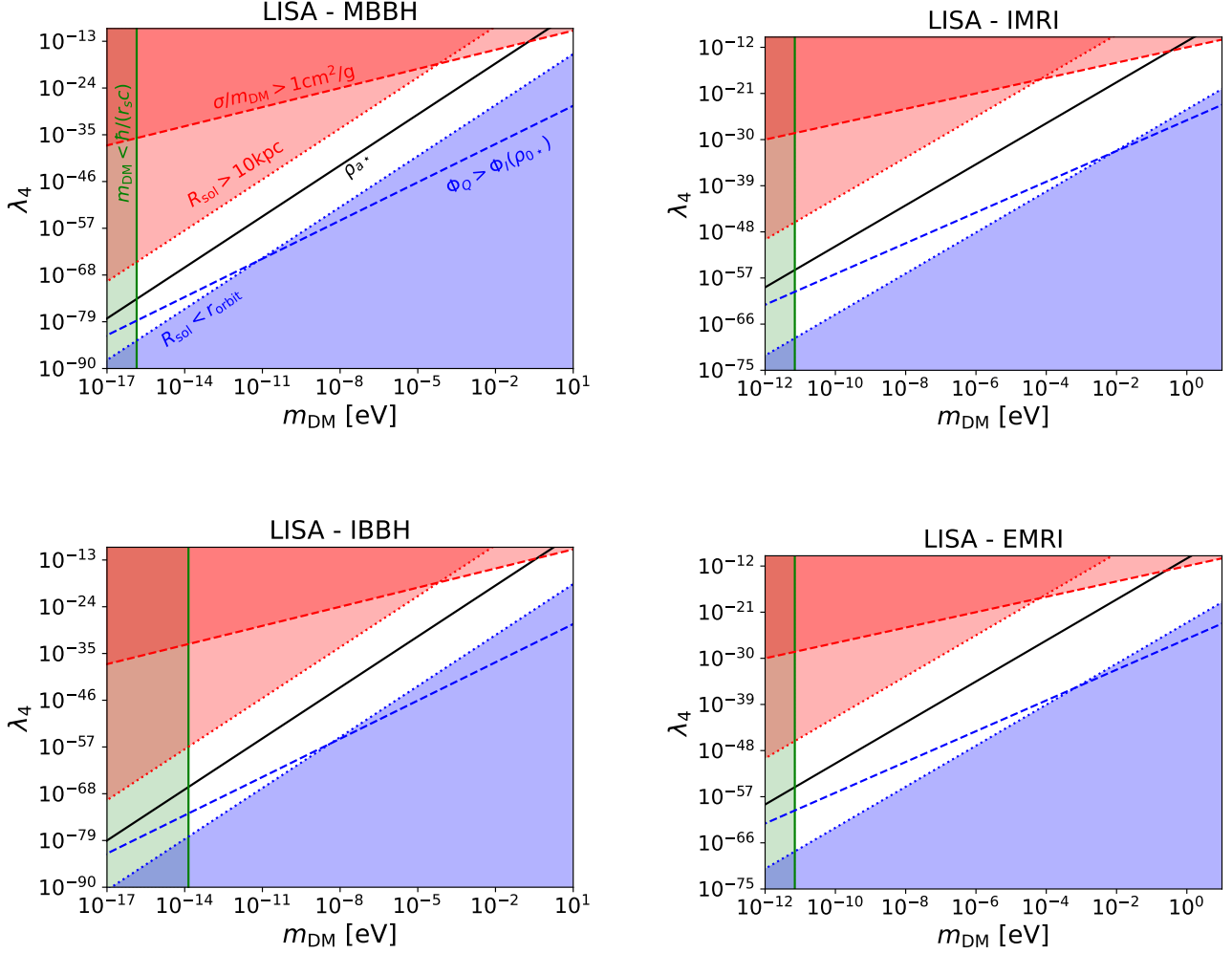


FIG. 3: Domain over the parameter space $(m_{\text{DM}}, \lambda_4)$ where our derivations are applicable, in the case of the LISA interferometer. The white area represents the allowed parameter space. The upper left red region is excluded by observational constraints. In the lower right blue region the scalar dark matter model is allowed but the assumptions used in our computations must be revised. The black line corresponds to the detection limit obtained in Fig. 1. Parameter values above this line are beyond the detectability range of the interferometer.

ceiling for λ_4 that scales as m_{DM}^4 ,

$$\rho_a > \rho_{a\star} : \quad \lambda_4 < \frac{4m_{\text{DM}}^4 c^3}{3\rho_{a\star} \hbar^3}, \quad (6.1)$$

which reads

$$\lambda_4 < 3 \times 10^{-19} \left(\frac{\rho_{a\star}}{1 \text{ g/cm}^3} \right)^{-1} \left(\frac{m_{\text{DM}}}{1 \text{ eV}} \right)^4. \quad (6.2)$$

This ceiling is shown by the black solid line labeled $\rho_{a\star}$ that runs through the white area in Figs. 3 and 4.

We now describe the constraints that determine the parameter space of the model, with the exclusion domains shown by the colored regions in the plots. First, we require the condition (2.6), which also reads

$$m_{\text{DM}} > \frac{\hbar c}{2\mathcal{G}m_{<}}, \quad m_{\text{DM}} > 7 \times 10^{-11} \left(\frac{m_{<}}{1 M_{\odot}} \right)^{-1} \text{ eV}. \quad (6.3)$$

This ensures the validity of the accretion rate (2.7) and of the dynamical friction (2.10), derived in [14–16] in the large-mass limit $\partial_r \ll cm_{\text{DM}}/\hbar$. This condition excludes the green area marked by a vertical line on the left in the figures, labeled $m_{\text{DM}} < \hbar/(r_s c)$.

Observations of cluster mergers, such as the bullet cluster, provide an upper bound on the dark matter cross-section, $\sigma/m_{\text{DM}} \lesssim 1 \text{ cm}^2/\text{g}$ [119]. This gives the upper bound [68]

$$\lambda_4 < 10^{-12} \left(\frac{m}{1 \text{ eV}} \right)^{\frac{3}{2}}, \quad (6.4)$$

shown by the dashed red line in the upper left corner of the figures, labeled $\sigma/m_{\text{DM}} > 1 \text{ cm}^2/\text{g}$.

Another observational limit, shown by the upper left red dotted line labeled $R_{\text{sol}} > 10 \text{ kpc}$, is the maximum size of the dark matter solitons. As we wish such solitons to fit inside

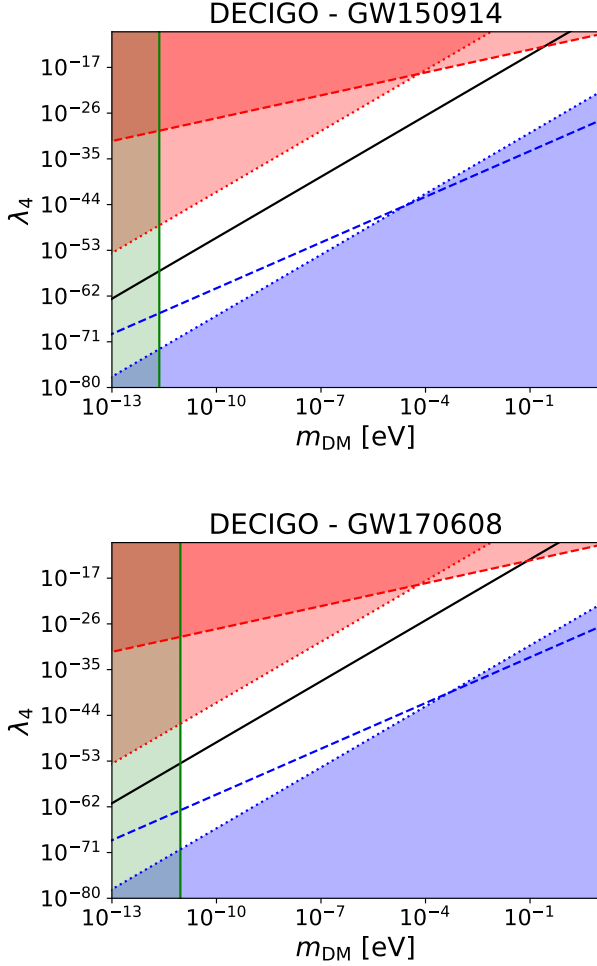


FIG. 4: Domain over the parameter space $(m_{\text{DM}}, \lambda_4)$ where our derivations are applicable and detection threshold, as in Fig. 3 but for the interferometer DECIGO.

galaxies, we require $R_{\text{sol}} < 10$ kpc. This gives the upper bound

$$\lambda_4 < 0.03 \left(\frac{R_{\text{sol}}}{10 \text{ kpc}} \right)^2 \left(\frac{m_{\text{DM}}}{1 \text{ eV}} \right)^4. \quad (6.5)$$

This condition is actually parallel to the detection threshold (6.2) and somewhat above it in the Figs. 1 and 2. Therefore, the largest solitons would not be detected by GW. This will be more clearly seen in Sec. VI E below.

Our derivation of the accretion rate (2.7) and of the dynamical friction (2.10) assumes that the self-interaction dominates over the quantum pressure [14–16], in contrast with FDM scenarios where the latter dominates and the self-interactions are neglected. The self-interaction potential reads $\Phi_I = c^2 \rho / \rho_a$, whereas the quantum pressure reads $\Phi_Q = -\hbar^2 \nabla^2 \sqrt{\rho} / (2m_{\text{DM}}^2 \sqrt{\rho})$. This gives the condition $c^2 \rho / \rho_a > \hbar^2 / (r^2 m_{\text{DM}}^2)$, where ρ and r are the density and length scale of interest. This condition near the BH horizon, with $\rho \sim \rho_a$ and $r \sim r_s$, coincides with the condition (6.3) and is thus already enforced. Requiring that this also holds over the bulk of the soliton, at density ρ_0 and radius $r \sim R_{\text{sol}}$, gives

the additional constraint

$$\lambda_4 > \frac{8m_{\text{DM}}^3 \sqrt{\mathcal{G}}}{3\sqrt{\pi} \hbar^2 \sqrt{\rho_0}}, \quad (6.6)$$

which reads

$$\lambda_4 > 6 \times 10^{-38} \left(\frac{\rho_0}{1 \text{ g/cm}^3} \right)^{-\frac{1}{2}} \left(\frac{m_{\text{DM}}}{1 \text{ eV}} \right)^3. \quad (6.7)$$

For the density $\rho_{0\star}$ this is shown by the blue dashed line labeled $\Phi_Q > \Phi_I(\rho_{0\star})$. Below this threshold the model itself is not excluded, but our computations should be revised as the bulk of the soliton is now governed by the quantum pressure instead of the self-interactions. However, if the bulk density is greater than $\rho_{0\star}$ this region moves down to smaller values of λ_4 . Therefore, the blue dashed line is not a strict limit.

Lastly, the area below the blue dotted line labeled $R_{\text{sol}} < r_{\text{orbit}}$ represents the parameter space where the soliton size is smaller than the initial orbital radius of the binary system during the measurement. To ensure the applicability of our calculation across all frequencies, we must thus consider

$$\lambda_4 > \frac{16\mathcal{G}cm_{\text{DM}}^4 r_{\text{orbit}}^2}{3\pi\hbar^3}, \quad (6.8)$$

which reads

$$\lambda_4 > 3 \times 10^{-10} \left(\frac{m_{\text{DM}}}{1 \text{ eV}} \right)^4 \left(\frac{r_{\text{orbit}}}{1 \text{ pc}} \right)^2. \quad (6.9)$$

For r_{orbit} we take the maximum orbital radius, computed with Kepler's third law at the earliest measurement time, associated with the frequency $f_{\text{obs}}(4 \text{ yr})$. This constraint is parallel to the soliton-size condition (6.5) and to the detection threshold $\rho_{a\star}$ in Eq.(6.2).

Hence, the white area in the parameter space indicates where the dark matter model is realistic and all our calculations apply successfully. More precisely, the upper bounds, associated with the red exclusion regions, correspond to unphysical regions of the parameter space, whereas the lower bounds, associated with blue exclusion regions, only correspond to regions where some of our computations should be revised. However, where they fall within the detection domain, below the black solid line, it should remain possible to detect the dark matter environment.

We can see in Fig. 3 and Fig.4 that in all cases the detection threshold $\rho_{a\star}$ runs through the white area. In particular, it is parallel but below the upper bound associated with the soliton size limit and above the lower bound associated with the orbital radius limit. Thus, whereas the largest solitons cannot be detected, a large part of the available parameter space could lead to detection by interferometers such as LISA and DECIGO. Whereas LISA probes models with a scalar mass $10^{-15} \lesssim m_{\text{DM}} \lesssim 1 \text{ eV}$, DECIGO is restricted to $10^{-12} \lesssim m_{\text{DM}} \lesssim 1 \text{ eV}$.

E. Constraints on the soliton radius

The two parameters m_{DM} and λ_4 also determine the soliton size R_{sol} , as seen in Eqs.(2.3) and (2.4). As R_{sol} is more relevant

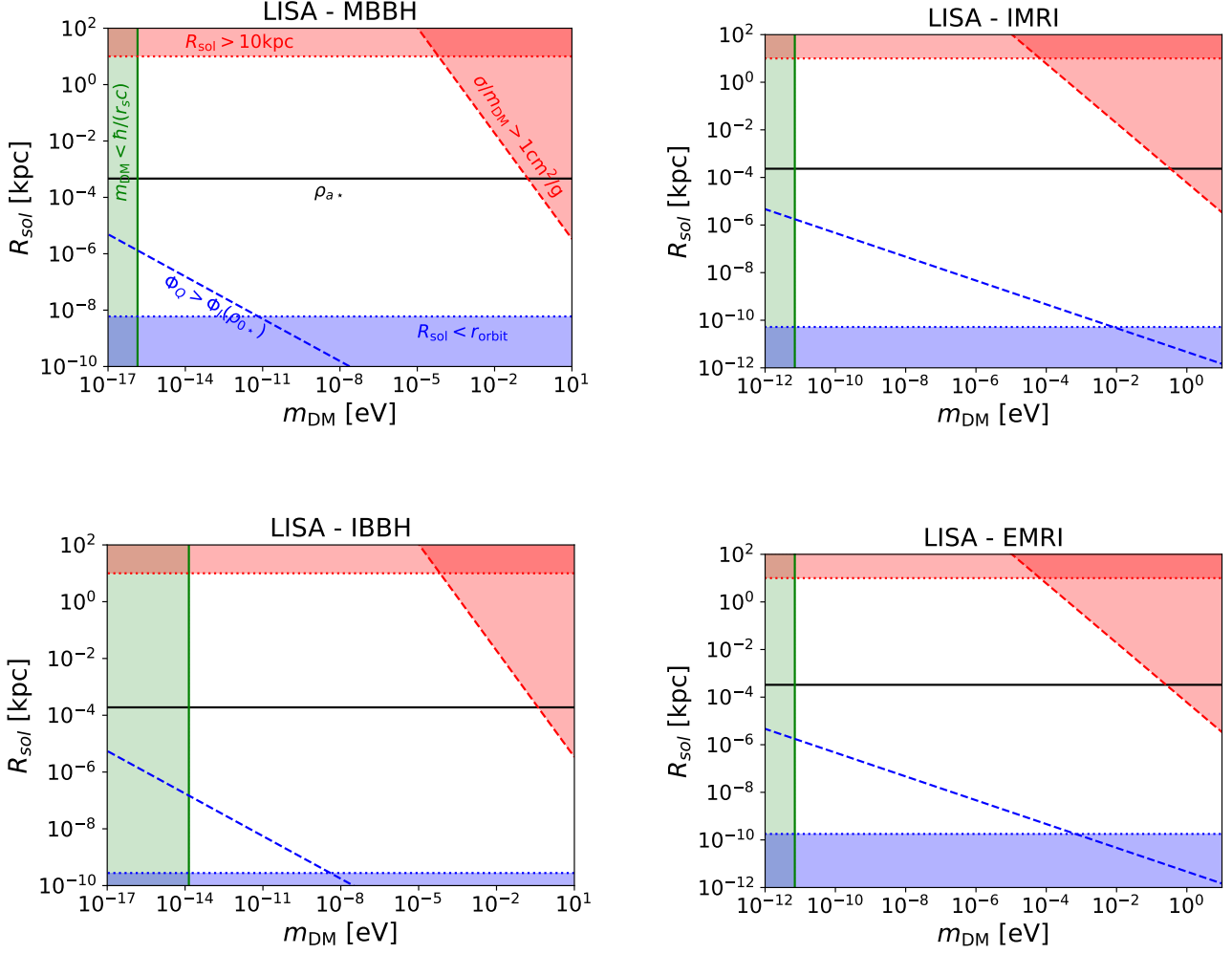


FIG. 5: Domain over the parameter space $(m_{\text{DM}}, R_{\text{sol}})$ where our derivations are applicable and detection threshold, in the case of the LISA interferometer as in Fig. 3

for observational purposes than the coupling λ_4 , we show in Figs. 5 and 6 the application domain of our computations and the detection threshold $\rho_{a\star}$ in the parameter space $(m_{\text{DM}}, R_{\text{sol}})$, instead of the plane $(m_{\text{DM}}, \lambda_4)$ shown in Figs. 3 and 4 above.

We can see that no experiment can probe galactic-size solitons, $R_{\text{sol}} \gtrsim 1$ kpc, that could be invoked to alleviate the small-scale problems encountered by the standard CDM scenario. At best, LISA and DECIGO can probe models associated with $10^{-7} \text{ pc} \lesssim R_{\text{sol}} \lesssim 0.1 \text{ pc}$. These astrophysical scales range from a percent of astronomical unit to a tenth of the typical distance between stars in the Milky Way. Nevertheless, this is still a large fraction of the parameter space.

Scalar dark matter scenarios associated with solitons of such subgalactic size cannot be constrained by cosmological probes, such as the Lyman- α forest, or galaxy rotation curves. Their moderate density also evades microlensing detections. Therefore, their impact on the gravitational waveforms emitted by binary systems that they could contain would be a key probe of these dark matter scenarios.

F. Comparison with other results

Our results for the minimal value $\rho_{0\star}$ of the bulk density ρ_0 that can be measured (i.e., its detection threshold) are close to the results obtained in Fig. 2 of [103] from collisionless dynamical friction, for the DECIGO, ET and ADv-LIGO events and for the LISA interferometer in the MBBH and IBBH cases, and somewhat more optimistic than the Bayesian analysis of [120]. While, as noticed above, the scalings of the expression (2.10) for the dynamical friction drag force are quite general and apply to most media, from collisionless particles to gaseous media and scalar-field dark matter scenarios, up to some numerical factors, it is not the reason for the similarity in our outcomes. Our main determinant for the detection threshold, as outlined in Eq.(5.14), is the accretion drag force, not the dynamical friction. However, in the high-frequency regime the accretion contribution (4.19) shows the same scaling as the dynamical friction contribution (4.20), $\Psi \sim (\mathcal{G}^3 \mathcal{M}^2 \rho_0 / c^6) (\pi \mathcal{G} \mathcal{M} f / c^3)^{-16/3}$, up to numerical factors and ratios of the binary masses. This explains why we recover

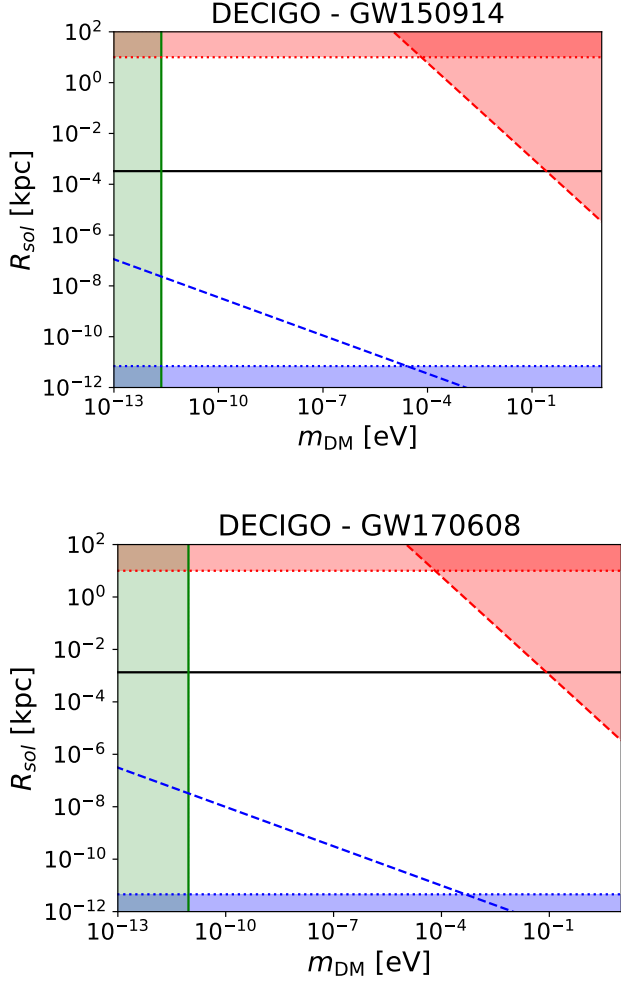


FIG. 6: Domain over the parameter space ($m_{\text{DM}}, R_{\text{sol}}$) where our derivations are applicable and detection threshold, in the case of the DECIGO interferometer as in Fig. 4.

similar results to those of Fig. 2 of [103] for the cases where the binary masses are similar and those mass ratios are of the order of unity.

However, for the IMRI and EMRI cases with the LISA interferometer, our findings are more promising as we obtain detection thresholds that are lower by factors $\sim 10^3$ as compared with Fig. 2 of [103]. This is because the accretion contribution (4.19) is greater than the dynamical friction contribution (4.20) that would be associated with the most massive BH by a factor $m_i^2/(m\mu) \sim m_>/m_< \sim 1/\nu$, which reaches 10^3 and 10^4 for IMRI and EMRI.

Here we note that our results (4.19) and (4.20) actually differ from the Bondi-accretion and collisionless dynamical friction results of [103] by powers of ν , which are relevant in case of IMRI and EMRI. As compared with [103], our contribution from the accretion drags is enhanced by the factor $2\dot{m}_i^2/(m\mu) \sim 2m_>/m_< \sim 2/\nu$ associated with the accretion onto the more massive BH. This term originates from the factor \dot{m}/m in Eq.(3.22), which comes from the drift of the Runge-Lenz vector (3.21). It seems that the expressions used

in [103] only take into account the term $2\dot{m}/\mu$ in the accretion drag, that is, the accretion contribution to the force $F(t)$ in Eqs.(3.15) and (3.22), and neglect the factor \dot{m}/m .

Our contribution (4.20) for dynamical friction shows the same scalings as in [103]. However, as we only include the contribution from the smaller BH, because of the frequency thresholds, its value is reduced because of the terms $m_i^3/(\mu^2 m)$, which yield a suppression factor $\sim \nu^3$ for small ν . This is because we consider a self-interacting scalar-field environment instead of collisionless particles. This shows the possible impact of the properties of the medium on the gravitational drag. However, in our case this term is subdominant as compared with the accretion contribution and it may be difficult to estimate its precise value from observations.

Our detection thresholds are much lower than those shown in Fig. 1 of [103] for collisionless accretion. This is because the accretion of scalar field dark matter is much more efficient than that of collisionless particles (but less efficient than that of a perfect gas at low Mach numbers), see [15,16]. Indeed, pressure forces restrict tangential motion and funnel particles in the radial direction [121]. This also gives a different velocity and frequency dependence for the accretion drag associated with collisionless and self-interacting dark matter.

VII. CONCLUSION

The detection of GWs has already given important results for fundamental physics, e.g. the near equality between the speed of GWs and the speed of light [122–124]. In this paper, we suggest that future experiments could reveal some key properties of dark matter. As an example, we focus on scalar dark matter with quartic self-interactions and assume that the dark matter density of the Universe is due to the misalignment mechanism for the scalar field. Locally inside galaxies, these models can give rise to dark matter solitons of finite size where gravity and the repulsive self-interaction pressure balance exactly. This regime applies when the size of the solitons is much larger than the de Broglie wavelength of the scalar particles. In this case, these solitons could be pervasive in each galaxy and BHs could naturally be embedded within these scalar clouds when inspiralling towards each other in binary systems. The scalar clouds have three effects on the orbits of the binary systems. First, the gravity of the cloud modifies the trajectories of the BHs. Second, dark matter accretes onto the BHs and slows them down. Third, in the supersonic regime the dynamical friction due to the gravitational interaction between the BHs and distant streamlines further slows them down. These effects can lead to significant deviations of the binary orbits and therefore to perturbations of the GW signal emitted by the pair of BHs. The cloud gravity gives a -3PN contribution to the gravitational waveform. The accretion gives a -4PN or -5.5PN effect at low or high frequency, whereas the dynamical friction gives a -5.5PN contribution. As such, these effects are not degenerate with the relativistic corrections that appear at higher post-Newtonian orders.

For a large part of the scalar dark matter parameter space, future experiments such as LISA and DECIGO should be able to observe the impact on GW of these dark matter environments,

provided binary systems are embedded within such scalar clouds. This would give new clues about the nature of dark matter. Within the framework of the scalar field models with quartic self-interactions studied in this paper, this would give indications on the value of the bulk dark matter density ρ_0 as well as the characteristic density ρ_a of Eq.(2.3), that is, the combination $m_{\text{DM}}^4/\lambda_4$. This would also give an indirect estimate of the size R_{sol} of the solitons, from Eq.(2.4). The relatively high values of ρ_0 required for detection, at least a few hundred times above the dark matter density in the Solar system for EMRI with LISA, suggest that this probe is mostly relevant for scenarios where the scalar clouds form at high redshifts, giving rise to a very clumpy dark matter distribution. The fact that we have not detected such dark matter effects in the ET and LIGO events is consistent with the high bulk densities, $\rho_0 \gtrsim 1 \text{ g/cm}^3$, that are needed to allow a detection with these interferometers.

On the other hand, the scenarios that can be probed through their impact on binary GW waveforms, studied in this paper, correspond to small clouds below 0.1 pc that cannot be constrained by cosmological probes or galaxy rotation curves, while their density is still too small to be detected by microlensing. Therefore, GW waveforms would be a key

probe of these dark matter models.

Perturbations to the gravitational waveforms may result from diverse environments, including gaseous clouds or dark matter halos associated with other dark matter models. In all cases where such environments are present, we can expect accretion and dynamical friction to occur and slow down the orbital motion. It would be interesting to study whether one can discriminate between these different environments. As shown in this paper, to do so we could use the magnitude of these two effects and also the parts in the data sequence where dynamical friction appears to be active or not. Indeed, depending on the medium dynamical friction is expected to be negligible in some regimes, such as subsonic velocities. If one can extract such conditions from the data, one may gain some useful information on the environment of the binary systems. We leave such studies to future works.

ACKNOWLEDGMENTS

A.B. would like to thank Andrea Maselli for his help in the first stage of this project.

-
- [1] S. Chandrasekhar, Dynamical Friction. I. General Considerations: the Coefficient of Dynamical Friction, *Astrophys. J.* **97**, 255 (1943).
 - [2] V. P. Dokuchaev, Emission of Magnetoacoustic Waves in the Motion of Stars in Cosmic Space., *SvA* **8**, 23 (1964).
 - [3] M. A. Ruderman and E. A. Spiegel, Galactic Wakes, *Astrophys. J.* **165**, 1 (1971).
 - [4] Y. Rephaeli and E. E. Salpeter, Flow past a massive object and the gravitational drag, *ApJ* **240**, 20 (1980).
 - [5] E. C. Ostriker, Dynamical friction in a gaseous medium, *Astrophys. J.* **513**, 252 (1999), arXiv:astro-ph/9810324.
 - [6] L. Hui, J. P. Ostriker, S. Tremaine, and E. Witten, Ultralight scalars as cosmological dark matter, *Phys. Rev. D* **95**, 043541 (2017), arXiv:1610.08297.
 - [7] L. Lancaster, C. Giovanetti, P. Mocz, Y. Kahn, M. Lisanti, and D. N. Spergel, Dynamical Friction in a Fuzzy Dark Matter Universe, *JCAP* **01** (2020) 001, arXiv:1909.06381.
 - [8] L. Annulli, V. Cardoso, and R. Vicente, Response of ultralight dark matter to supermassive black holes and binaries, *Phys. Rev. D* **102**, 063022 (2020), arXiv:2009.00012.
 - [9] D. Traykova, K. Clough, T. Helfer, E. Berti, P. G. Ferreira, and L. Hui, Dynamical friction from scalar dark matter in the relativistic regime, *Phys. Rev. D* **104**, 103014 (2021), arXiv:2106.08280.
 - [10] D. D. Chowdhury, F. C. van den Bosch, V. H. Robles, P. van Dokkum, H.-Y. Schive, T. Chiueh, and T. Broadhurst, On the Random Motion of Nuclear Objects in a Fuzzy Dark Matter Halo, *Astrophys. J.* **916**, 27 (2021), arXiv:2105.05268.
 - [11] Y. Wang and R. Easther, Dynamical friction from ultralight dark matter, *Phys. Rev. D* **105**, 063523 (2022), arXiv:2110.03428.
 - [12] R. Vicente and V. Cardoso, Dynamical friction of black holes in ultralight dark matter, *Phys. Rev. D* **105**, 083008 (2022), arXiv:2201.08854.
 - [13] D. Traykova, R. Vicente, K. Clough, T. Helfer, E. Berti, P. G. Ferreira, and L. Hui, Relativistic drag forces on black holes from scalar dark matter clouds of all sizes, (2023), arXiv:2305.10492.
 - [14] P. Brax, J. A. R. Cembranos, and P. Valageas, Fate of scalar dark matter solitons around supermassive galactic black holes, *Phys. Rev. D* **101**, 023521 (2020), arXiv:1909.02614.
 - [15] A. Boudon, P. Brax, and P. Valageas, Subsonic accretion and dynamical friction for a black hole moving through a self-interacting scalar dark matter cloud, *Phys. Rev. D* **106**, 043507 (2022), arXiv:2204.09401.
 - [16] A. Boudon, P. Brax, and P. Valageas, Supersonic friction of a black hole traversing a self-interacting scalar dark matter cloud, (2023), arXiv:2307.15391.
 - [17] L. Roszkowski, E. M. Sessolo, and S. Trojanowski, WIMP dark matter candidates and searches—current status and future prospects, *Rept. Prog. Phys.* **81**, 066201 (2018), arXiv:1707.06277.
 - [18] G. Arcadi, M. Dutra, P. Ghosh, M. Lindner, Y. Mambrini, M. Pierre, S. Profumo, and F. S. Queiroz, The waning of the WIMP? A review of models, searches, and constraints, *Eur. Phys. J. C* **78**, 203 (2018), arXiv:1703.07364.
 - [19] J. Goodman, Repulsive dark matter, *New Astron.* **5**, 103 (2000), arXiv:astro-ph/0003018.
 - [20] H.-Y. Schive, T. Chiueh, and T. Broadhurst, Cosmic Structure as the Quantum Interference of a Coherent Dark Wave, *Nature Phys.* **10**, 496 (2014), arXiv:1406.6586.
 - [21] H.-Y. Schive, M.-H. Liao, T.-P. Woo, S.-K. Wong, T. Chiueh, T. Broadhurst, and W. Y. P. Hwang, Understanding the Core-Halo Relation of Quantum Wave Dark Matter from 3D Simulations, *Phys. Rev. Lett.* **113**, 261302 (2014), arXiv:1407.7762.
 - [22] A. Arbey, J. Lesgourgues, and P. Salati, Quintessential haloes around galaxies, *Phys. Rev. D* **64**, 123528 (2001), arXiv:astro-ph/0105564.
 - [23] P.-H. Chavanis, Mass-radius relation of Newtonian self-

- gravitating Bose-Einstein condensates with short-range interactions: I. Analytical results, *Phys. Rev. D* **84**, 043531 (2011), arXiv:1103.2050.
- [24] P. H. Chavanis and L. Delfini, Mass-radius relation of Newtonian self-gravitating Bose-Einstein condensates with short-range interactions: II. Numerical results, *Phys. Rev. D* **84**, 043532 (2011), arXiv:1103.2054.
- [25] D. J. E. Marsh and A.-R. Pop, Axion dark matter, solitons and the cusp–core problem, *Mon. Not. Roy. Astron. Soc.* **451**, 2479 (2015), arXiv:1502.03456.
- [26] E. Calabrese and D. N. Spergel, Ultra-Light Dark Matter in Ultra-Faint Dwarf Galaxies, *Mon. Not. Roy. Astron. Soc.* **460**, 4397 (2016), arXiv:1603.07321.
- [27] S.-R. Chen, H.-Y. Schive, and T. Chiueh, Jeans Analysis for Dwarf Spheroidal Galaxies in Wave Dark Matter, *Mon. Not. Roy. Astron. Soc.* **468**, 1338 (2017), arXiv:1606.09030.
- [28] B. Schwabe, J. C. Niemeyer, and J. F. Engels, Simulations of solitonic core mergers in ultralight axion dark matter cosmologies, *Phys. Rev. D* **94**, 043513 (2016), arXiv:1606.05151.
- [29] J. Veltmaat and J. C. Niemeyer, Cosmological particle-in-cell simulations with ultralight axion dark matter, *Phys. Rev. D* **94**, 123523 (2016), arXiv:1608.00802.
- [30] A. X. González-Morales, D. J. E. Marsh, J. Peñarrubia, and L. A. Ureña López, Unbiased constraints on ultralight axion mass from dwarf spheroidal galaxies, *Mon. Not. Roy. Astron. Soc.* **472**, 1346 (2017), arXiv:1609.05856.
- [31] V. H. Robles and T. Matos, Flat Central Density Profile and Constant DM Surface Density in Galaxies from Scalar Field Dark Matter, *Mon. Not. Roy. Astron. Soc.* **422**, 282 (2012), arXiv:1201.3032.
- [32] T. Bernal, L. M. Fernández-Hernández, T. Matos, and M. A. Rodríguez-Meza, Rotation curves of high-resolution LSB and SPARC galaxies with fuzzy and multistate (ultralight boson) scalar field dark matter, *Mon. Not. Roy. Astron. Soc.* **475**, 1447 (2018), arXiv:1701.00912.
- [33] P. Mocz, M. Vogelsberger, V. H. Robles, J. Zavala, M. Boylan-Kolchin, A. Fialkov, and L. Hernquist, Galaxy formation with BECDM – I. Turbulence and relaxation of idealized haloes, *Mon. Not. Roy. Astron. Soc.* **471**, 4559 (2017), arXiv:1705.05845.
- [34] K. Mukaida, M. Takimoto, and M. Yamada, On Longevity of I-ball/Oscillon, *JHEP* **03** (2017) 122, arXiv:1612.07750.
- [35] J. Vicens, J. Salvado, and J. Miralda-Escudé, Bosonic dark matter halos: excited states and relaxation in the potential of the ground state, (2018), arXiv:1802.10513.
- [36] N. Bar, D. Blas, K. Blum, and S. Sibiryakov, Galactic rotation curves versus ultralight dark matter: Implications of the soliton-host halo relation, *Phys. Rev. D* **98**, 083027 (2018), arXiv:1805.00122.
- [37] J. Eby, K. Mukaida, M. Takimoto, L. C. R. Wijewardhana, and M. Yamada, Classical nonrelativistic effective field theory and the role of gravitational interactions, *Phys. Rev. D* **99**, 123503 (2019), arXiv:1807.09795.
- [38] B. Bar-Or, J.-B. Fouvry, and S. Tremaine, Relaxation in a Fuzzy Dark Matter Halo, *Astrophys. J.* **871**, 28 (2019), arXiv:1809.07673.
- [39] D. J. E. Marsh and J. C. Niemeyer, Strong Constraints on Fuzzy Dark Matter from Ultrafaint Dwarf Galaxy Eridanus II, *Phys. Rev. Lett.* **123**, 051103 (2019), arXiv:1810.08543.
- [40] P.-H. Chavanis, Predictive model of BEC dark matter halos with a solitonic core and an isothermal atmosphere, *Phys. Rev. D* **100**, 083022 (2019), arXiv:1810.08948.
- [41] R. Emami, T. Broadhurst, G. Smoot, T. Chiueh, and H. N. Luu, Soliton solution for the central dark mass in 47-Tuc globular cluster and implications for the axiverse, *Phys. Rev. D* **101**, 063006 (2020), arXiv:1806.04518.
- [42] D. G. Levkov, A. G. Panin, and I. I. Tkachev, Gravitational Bose-Einstein condensation in the kinetic regime, *Phys. Rev. Lett.* **121**, 151301 (2018), arXiv:1804.05857.
- [43] T. Broadhurst, I. de Martino, H. N. Luu, G. F. Smoot, and S. H. H. Tye, Ghostly Galaxies as Solitons of Bose-Einstein Dark Matter, *Phys. Rev. D* **101**, 083012 (2020), arXiv:1902.10488.
- [44] K. Hayashi and I. Obata, Non-sphericity of ultralight axion dark matter haloes in the Galactic dwarf spheroidal galaxies, *Mon. Not. Roy. Astron. Soc.* **491**, 615 (2020), arXiv:1902.03054.
- [45] N. Bar, K. Blum, J. Eby, and R. Sato, Ultralight dark matter in disk galaxies, *Phys. Rev. D* **99**, 103020 (2019), arXiv:1903.03402.
- [46] R. G. García, P. Brax, and P. Valageas, Solitons and halos for self-interacting scalar dark matter, (2023), arXiv:2304.10221.
- [47] J. Preskill, M. B. Wise, and F. Wilczek, Cosmology of the Invisible Axion, *Phys. Lett. B* **120**, 127 (1983).
- [48] L. F. Abbott and P. Sikivie, A Cosmological Bound on the Invisible Axion, *Phys. Lett. B* **120**, 133 (1983).
- [49] M. Dine and W. Fischler, The Not So Harmless Axion, *Phys. Lett. B* **120**, 137 (1983).
- [50] A. Arvanitaki, S. Dimopoulos, M. Galanis, L. Lehner, J. O. Thompson, and K. Van Tilburg, Large-misalignment mechanism for the formation of compact axion structures: Signatures from the QCD axion to fuzzy dark matter, *Phys. Rev. D* **101**, 083014 (2020), arXiv:1909.11665.
- [51] W. Hu, R. Barkana, and A. Gruzinov, Cold and fuzzy dark matter, *Phys. Rev. Lett.* **85**, 1158 (2000), arXiv:astro-ph/0003365.
- [52] M. C. Johnson and M. Kamionkowski, Dynamical and Gravitational Instability of Oscillating-Field Dark Energy and Dark Matter, *Phys. Rev. D* **78**, 063010 (2008), arXiv:0805.1748.
- [53] J.-c. Hwang and H. Noh, Axion as a Cold Dark Matter candidate, *Phys. Lett. B* **680**, 1 (2009), arXiv:0902.4738.
- [54] C.-G. Park, J.-c. Hwang, and H. Noh, Axion as a cold dark matter candidate: low-mass case, *Phys. Rev. D* **86**, 083535 (2012), arXiv:1207.3124.
- [55] R. Hlozek, D. Grin, D. J. E. Marsh, and P. G. Ferreira, A search for ultralight axions using precision cosmological data, *Phys. Rev. D* **91**, 103512 (2015), arXiv:1410.2896.
- [56] J. A. R. Cembranos, A. L. Maroto, and S. J. Núñez Jareño, Cosmological perturbations in coherent oscillating scalar field models, *JHEP* **03** (2016) 013, arXiv:1509.08819.
- [57] L. A. Ureña López and A. X. González-Morales, Towards accurate cosmological predictions for rapidly oscillating scalar fields as dark matter, *JCAP* **07** (2016) 048, arXiv:1511.08195.
- [58] L. A. Ureña López, Brief Review on Scalar Field Dark Matter Models, *Front. Astron. Space Sci.* **6**, 47 (2019).
- [59] B. Li, T. Rindler-Daller, and P. R. Shapiro, Cosmological Constraints on Bose-Einstein-Condensed Scalar Field Dark Matter, *Phys. Rev. D* **89**, 083536 (2014), arXiv:1310.6061.
- [60] A. Suárez and P.-H. Chavanis, Hydrodynamic representation of the Klein-Gordon-Einstein equations in the weak field limit: General formalism and perturbations analysis, *Phys. Rev. D* **92**, 023510 (2015), arXiv:1503.07437.
- [61] A. Suárez and P.-H. Chavanis, Cosmological evolution of a complex scalar field with repulsive or attractive self-interaction, *Phys. Rev. D* **95**, 063515 (2017), arXiv:1608.08624.
- [62] A. Suárez and P.-H. Chavanis, Jeans type instability of a complex self-interacting scalar field in general relativity, *Phys. Rev. D* **98**, 083529 (2018), arXiv:1710.10486.
- [63] L. Hui, Unitarity bounds and the cuspy halo problem, *Phys.*

- Rev. Lett.* **86**, 3467 (2001), arXiv:astro-ph/0102349.
- [64] W. J. G. de Blok, The Core-Cusp Problem, *Adv. Astron.* **2010**, 789293 (2010), arXiv:0910.3538.
- [65] D. H. Weinberg, J. S. Bullock, F. Governato, R. Kuzio de Naray, and A. H. G. Peter, Cold dark matter: controversies on small scales, *Proc. Nat. Acad. Sci.* **112**, 12249 (2015), arXiv:1306.0913.
- [66] A. Del Popolo and M. Le Delliou, Small scale problems of the Λ CDM model: a short review, *Galaxies* **5**, 17 (2017), arXiv:1606.07790.
- [67] P. Brax, J. A. R. Cembranos, and P. Valageas, Nonrelativistic formation of scalar clumps as a candidate for dark matter, *Phys. Rev. D* **102**, 083012 (2020), arXiv:2007.04638.
- [68] P. Brax, J. A. R. Cembranos, and P. Valageas, Impact of kinetic and potential self-interactions on scalar dark matter, *Phys. Rev. D* **100**, 023526 (2019), arXiv:1906.00730.
- [69] P.-H. Chavanis, Growth of perturbations in an expanding universe with Bose-Einstein condensate dark matter, *Astron. Astrophys.* **537**, A127 (2012), arXiv:1103.2698.
- [70] E. Madelung and I. Frankfurt, 322 Quantentheorie in hydrodynamischer Form, *Ann. d. Phys* **79** (1926).
- [71] H. Y. Schive, T. Chiueh, and T. Broadhurst, Cosmic structure as the quantum interference of a coherent dark wave, *Nature Physics* **2014** 10:7 **10**, 496 (2014), arXiv:1406.6586.
- [72] J. F. Navarro, C. S. Frenk, and S. D. M. White, The Structure of cold dark matter halos, *Astrophys. J.* **462**, 563 (1996), arXiv:astro-ph/9508025.
- [73] P. Peebles, *The large-scale structure of the universe* (Princeton University Press, 1980).
- [74] H. Bondi, On spherically symmetrical accretion, *Mon. Not. Roy. Astron. Soc.* **112**, 195 (1952).
- [75] F. C. Michel, Accretion of matter by condensed objects, *Astrophysics and Space Science* **15**, 153 (1972).
- [76] F. Hoyle and R. A. Lyttleton, The effect of interstellar matter on climatic variation, *Proceedings of the Cambridge Philosophical Society* **35**, 405 (1939).
- [77] H. Bondi and F. Hoyle, On the Mechanism of Accretion by Stars, *Monthly Notices of the Royal Astronomical Society* **104**, 273 (1944), <https://academic.oup.com/mnras/article-pdf/104/5/273/8072203/mnras104-0273.pdf>.
- [78] H. Kim and W.-T. Kim, Dynamical Friction of a Circular-Orbit Perturber in a Gaseous Medium, *Astrophys. J.* **665**, 432 (2007), arXiv:0705.0084.
- [79] V. Desjacques, A. Nusser, and R. Bühler, Analytic Solution to the Dynamical Friction Acting on Circularly Moving Perturbors, *Astrophys. J.* **928**, 64 (2022), arXiv:2111.07366.
- [80] E. Poisson and C. M. Will, *Gravity: Newtonian, Post-Newtonian, Relativistic* (Cambridge University Press, 2014).
- [81] L. Berezhiani, B. Elder, and J. Khoury, Dynamical Friction in Superfluids, *JCAP* **10** (2019) 074, arXiv:1905.09297.
- [82] V. Cardoso, C. F. Macedo, and R. Vicente, Eccentricity evolution of compact binaries and applications to gravitational-wave physics, *Physical Review D* **103**, 10.1103/physrevd.103.023015 (2021).
- [83] R. Catena and P. Ullio, A novel determination of the local dark matter density, *JCAP* **08** (2010) 004, arXiv:0907.0018.
- [84] M. Weber and W. de Boer, Determination of the Local Dark Matter Density in our Galaxy, *Astron. Astrophys.* **509**, A25 (2010), arXiv:0910.4272.
- [85] P. Salucci, F. Nesti, G. Gentile, and C. F. Martins, The dark matter density at the Sun's location, *Astron. Astrophys.* **523**, A83 (2010), arXiv:1003.3101.
- [86] J. Bovy and S. Tremaine, On the local dark matter density, *Astrophys. J.* **756**, 89 (2012), arXiv:1205.4033.
- [87] M. Pato, F. Iocco, and G. Bertone, Dynamical constraints on the dark matter distribution in the Milky Way, *JCAP* **12** (2015) 001, arXiv:1504.06324.
- [88] P. F. de Salas, K. Malhan, K. Freese, K. Hattori, and M. Valluri, On the estimation of the Local Dark Matter Density using the rotation curve of the Milky Way, *JCAP* **10** (2019) 037, arXiv:1906.06133.
- [89] H.-N. Lin and X. Li, The Dark Matter Profiles in the Milky Way, *Mon. Not. Roy. Astron. Soc.* **487**, 5679 (2019), arXiv:1906.08419.
- [90] M. Cautun, A. Benitez-Llambay, A. J. Deason, C. S. Frenk, A. Fattahi, F. A. Gómez, R. J. J. Grand, K. A. Oman, J. F. Navarro, and C. M. Simpson, The Milky Way total mass profile as inferred from Gaia DR2, *Mon. Not. Roy. Astron. Soc.* **494**, 4291 (2020), arXiv:1911.04557.
- [91] Y. Sofue, Rotation Curve of the Milky Way and the Dark Matter Density, *Galaxies* **8**, 37 (2020), arXiv:2004.11688.
- [92] E. Barausse, V. Cardoso, and P. Pani, Can environmental effects spoil precision gravitational-wave astrophysics?, *Phys. Rev. D* **89**, 104059 (2014), arXiv:1404.7149.
- [93] E. Poisson and C. M. Will, Gravitational waves from inspiraling compact binaries: Parameter estimation using second postNewtonian wave forms, *Phys. Rev. D* **52**, 848 (1995), arXiv:gr-qc/9502040.
- [94] L. Annulli, V. Cardoso, and R. Vicente, Stirred and shaken: Dynamical behavior of boson stars and dark matter cores, *Phys. Lett. B* **811**, 135944 (2020), arXiv:2007.03700.
- [95] B. J. Kavanagh, D. A. Nichols, G. Bertone, and D. Gaggero, Detecting dark matter around black holes with gravitational waves: Effects of dark-matter dynamics on the gravitational waveform, *Phys. Rev. D* **102**, 083006 (2020), arXiv:2002.12811.
- [96] H. Kim, A. Lenoci, I. Stomberg, and X. Xue, Adiabatically compressed wave dark matter halo and intermediate-mass-ratio inspirals, *Phys. Rev. D* **107**, 083005 (2023), arXiv:2212.07528.
- [97] V. De Luca and P. Pani, Tidal deformability of dressed black holes and tests of ultralight bosons in extended mass ranges, *JCAP* **08** (2021) 032, arXiv:2106.14428.
- [98] V. De Luca, A. Maselli, and P. Pani, Modeling frequency-dependent tidal deformability for environmental black hole mergers, *Phys. Rev. D* **107**, 044058 (2023), arXiv:2212.03343.
- [99] D. Syer, Relativistic dynamical friction in the weak scattering limit, *Mon. Not. Roy. Astron. Soc.* **270**, 205 (1994), arXiv:astro-ph/9404063.
- [100] E. Barausse, Relativistic dynamical friction in a collisional fluid, *Mon. Not. Roy. Astron. Soc.* **382**, 826 (2007), arXiv:0709.0211.
- [101] N. Speeney, A. Antonelli, V. Baibhav, and E. Berti, Impact of relativistic corrections on the detectability of dark-matter spikes with gravitational waves, *Physical Review D* **106**, 10.1103/physrevd.106.044027 (2022).
- [102] M. Vallisneri, Use and abuse of the Fisher information matrix in the assessment of gravitational-wave parameter-estimation prospects, *Phys. Rev. D* **77**, 042001 (2008), arXiv:gr-qc/0703086.
- [103] V. Cardoso and A. Maselli, Constraints on the astrophysical environment of binaries with gravitational-wave observations, *Astron. Astrophys.* **644**, A147 (2020), arXiv:1909.05870.
- [104] P. Ajith, M. Hannam, S. Husa, Y. Chen, B. Brügmann, N. Dorband, D. Müller, F. Ohme, D. Pollney, C. Reisswig, L. Santamaría, and J. Seiler, Inspiral-merger-ringdown waveforms for black-hole binaries with nonprecessing spins, *Phys. Rev. Lett.* **106**, 241101 (2011).
- [105] P. Amaro-Seoane *et al.* (LISA), Laser Interferometer Space Antenna, (2017), arXiv:1702.00786.
- [106] S. Kawamura *et al.*, Current status of space gravitational

- wave antenna DECIGO and B-DECIGO, *PTEP* **2021**, 05A105 (2021), [arXiv:2006.13545](#).
- [107] M. Punturo *et al.*, The Einstein Telescope: A third-generation gravitational wave observatory, *Class. Quant. Grav.* **27**, 194002 (2010).
- [108] J. Aasi *et al.* (LIGO Scientific), Advanced LIGO, *Class. Quant. Grav.* **32**, 074001 (2015), [arXiv:1411.4547](#).
- [109] L. Barsotti, S. Gras, M. Evans, and P. Fritschel, The updated Advanced LIGO design curve, (2018).
- [110] S. Hild *et al.*, Sensitivity Studies for Third-Generation Gravitational Wave Observatories, *Class. Quant. Grav.* **28**, 094013 (2011), [arXiv:1012.0908](#).
- [111] K. G. Arun *et al.* (LISA), New horizons for fundamental physics with LISA, *Living Rev. Rel.* **25**, 4 (2022), [arXiv:2205.01597](#).
- [112] S. Isoyama, H. Nakano, and T. Nakamura, Multiband Gravitational-Wave Astronomy: Observing binary inspirals with a decihertz detector, B-DECIGO, *PTEP* **2018**, 073E01 (2018), [arXiv:1802.06977](#).
- [113] E. Berti, A. Buonanno, and C. M. Will, Estimating spinning binary parameters and testing alternative theories of gravity with lisa, *Phys. Rev. D* **71**, 084025 (2005).
- [114] B. P. Abbott *et al.* (LIGO Scientific, Virgo), GWTC-1: A Gravitational-Wave Transient Catalog of Compact Binary Mergers Observed by LIGO and Virgo during the First and Second Observing Runs, *Phys. Rev. X* **9**, 031040 (2019), [arXiv:1811.12907](#).
- [115] J. F. Navarro, C. S. Frenk, and S. D. M. White, A Universal density profile from hierarchical clustering, *Astrophys. J.* **490**, 493 (1997), [arXiv:astro-ph/9611107](#).
- [116] T. P. K. Martinsson, M. A. W. Verheijen, K. B. Westfall, M. A. Bershad, D. R. Andersen, and R. A. Swaters, The DiskMass Survey. VII. The distribution of luminous and dark matter in spiral galaxies, *Astron. Astrophys.* **557**, A131 (2013), [arXiv:1308.0336](#).
- [117] P. Salucci, The distribution of dark matter in galaxies, *Astron. Astrophys. Rev.* **27**, 2 (2019), [arXiv:1811.08843](#).
- [118] V. S. Berezhinsky, V. I. Dokuchaev, and Y. N. Eroshenko, Small-scale clumps of dark matter, *Phys. Usp.* **57**, 1 (2014), [arXiv:1405.2204](#).
- [119] S. W. Randall, M. Markevitch, D. Clowe, A. H. Gonzalez, and M. Bradac, Constraints on the Self-Interaction Cross-Section of Dark Matter from Numerical Simulations of the Merging Galaxy Cluster 1E 0657-56, *Astrophys. J.* **679**, 1173 (2008), [arXiv:0704.0261](#).
- [120] G. C. Santoro, S. Roy, R. Vicente, M. Haney, O. J. Piccinni, W. D. Pozzo, and M. Martinez, First constraints on compact binary environments from ligo-virgo data, (2023), [arXiv:2309.05061](#).
- [121] S. L. Shapiro and S. A. Teukolsky, *Black holes, white dwarfs, and neutron stars: The physics of compact objects* (New York, USA: Wiley, 1983).
- [122] B. P. Abbott *et al.* (LIGO Scientific, VIRGO), GW170104: Observation of a 50-Solar-Mass Binary Black Hole Coalescence at Redshift 0.2, *Phys. Rev. Lett.* **118**, 221101 (2017), [Erratum: *Phys.Rev.Lett.* 121, 129901 (2018)], [arXiv:1706.01812](#).
- [123] B. P. Abbott *et al.* (LIGO Scientific, Virgo), Tests of General Relativity with the Binary Black Hole Signals from the LIGO-Virgo Catalog GWTC-1, *Phys. Rev. D* **100**, 104036 (2019), [arXiv:1903.04467](#).
- [124] X. Liu, V. F. He, T. M. Mikulski, D. Palenova, C. E. Williams, J. Creighton, and J. D. Tasson, Measuring the speed of gravitational waves from the first and second observing run of Advanced LIGO and Advanced Virgo, *Phys. Rev. D* **102**, 024028 (2020), [arXiv:2005.03121](#).