

Large uncertainties in the thermodynamics of phosphorus
(III) oxide (P_4O_6) have significant implications for
phosphorus species in planetary atmospheres.

William Bains^{1,2,3}, Matthew A. Pasek⁴, Sukrit Ranjan⁵, Janusz J. Petkowski^{1,6}, Arthur Omran⁴,
Sara Seager^{1,7,8}*

¹ Department of Earth, Atmospheric and Planetary Sciences, Massachusetts Institute of
Technology, 77 Massachusetts Avenue, Cambridge, MA 02139, USA

² School of Physics and Astronomy, Cardiff University, 4 The Parade, Cardiff CF24 3AA, UK

³ Rufus Scientific, Melbourn, Royston, Herts, SG8 6ED, UK

⁴ Department of Geosciences, University of South Florida, Tampa, FL 33620, USA

⁵ Lunar & Planetary Laboratory/Department of Planetary Sciences, University of
Arizona, Tucson, AZ 85721-0092, US

⁶ JJ Scientific, 02-792 Warsaw, Poland

⁷ Department of Physics, Massachusetts Institute of Technology, 77 Massachusetts Avenue,
Cambridge, MA 02139, USA

⁸ Department of Aeronautics and Astronautics, Massachusetts Institute of Technology, 77
Massachusetts Avenue, Cambridge, MA 02139, USA

* Corresponding author: bains@mit.edu

KEYWORDS.

Thermodynamics, Phosphorus (III) oxide, P_4O_6 , Phosphorus trioxide, Phosphine, Venus, Jupiter, atmospheric chemistry.


ABSTRACT Phosphorus (III) oxide (P_4O_6) has been suggested to be a major component of the gas phase phosphorus chemistry in the atmospheres of gas giant planets and of Venus. However, P_4O_6 's proposed role is based on thermodynamic modelling, itself based on values for the free energy of formation of P_4O_6 estimated from limited experimental data. Values of the standard Gibbs free energy of formation ($\Delta G^\circ_{(g)}$) of P_4O_6 in the literature differ by up to ~ 656 kJ/mol, a huge range. Depending on which value of is assumed, P_4O_6 may either be the majority phosphorus species present or be completely absent from modelled atmospheres. Here we critically review the literature thermodynamic values and compare their predictions to observed constraints on P_4O_6 geochemistry. We conclude that the widely used values from the NIST/JANAF database are almost certainly too low (predicting P_4O_6 is more stable than is plausible). We show that, regardless of the value of $\Delta G^\circ_{(g)}$ for P_4O_6 assumed, the formation of phosphine from P_4O_6 in the Venusian atmosphere is thermodynamically unfavorable. We conclude that there is a need for more robust data on both the thermodynamics of phosphorus chemistry for astronomical and geological modelling in general, and for understanding the atmosphere of Venus and the gas giant planets in particular.

TEXT

1. Background

“My advice to you, sir? Always verify your references!”¹

This study was initiated to understand the one of the major differences between Bains et al.’s² and Omran et al.’s³ conclusions about the possible source of phosphine (PH₃) in the atmosphere of Venus. Bains et al.² predicted that phosphine (PH₃) would not spontaneously form in Venus’ atmosphere by disproportionation of P₄O₆, Omran et al.³ predicted that it would. Phosphine was proposed to be formed when phosphorus (III) oxide (P₄O₆) reacted with water to transiently form phosphorous acid (H₃PO₃) which then undergoes disproportionation to phosphine and phosphoric acid (H₃PO₄), as phosphorous acid (H₃PO₃) itself is not stable in gas phase:



Bains et al.² found that this reaction’s thermodynamics predicted that P₄O₆ would not spontaneously generate 1 ppb PH₃ in Venus’ atmosphere, and P₄O₆ was argued to be the primary gaseous P compound in the lower atmosphere (0-20 km) of Venus. Omran et al.³ found that the reaction was highly exergonic and would generate PH₃ if P₄O₆ was present, but did not determine the equilibrium P chemistry of Venus’ atmosphere to show whether P₄O₆ was present at low altitudes. We identified thermodynamic values, and particularly the free energy of formation of P₄O₆, as key differences between the two studies. The Gibbs free energy of a reaction (ΔG) is directly related to the equilibrium of that reaction, such that

$$\Delta G = -R \cdot T \cdot \ln(K)$$

Where ΔG is the free energy change of a reaction, R is the gas constant, T is the absolute temperature, and K is the equilibrium constant, which is defined as

$$K = \frac{\prod_{i=1-n}\{P_i\}^{\alpha_i}}{\prod_{j=1-m}\{R_j\}^{\alpha_j}}$$

Where $\{P\}$ are the activities of the products, $\{R\}$ are the activities of the reactants, a_i and a_j are the number of moles of each product and reactant respectively in the reaction. Activity is approximately the same as concentration in dilute gas phase far from the substance's critical point. Thus, if the free energy is negative, the products of a reaction will be favored over reactants at equilibrium. The free energy of formation of a substance (ΔG°) is the free energy of a notional reaction forming that substance from its elements, at 101 kPa and 298 K. Bains et al. ² used data from the NIST/JANAF tables ^{4,5}. Omran et al. ³ used data from the HSC database, provided by Mogroup ⁶. The differences between these 'standard' values are summarized in Table 1.

Substance	ΔG° (kJ/mol)	
	NIST/JANAF ^{4, 5} (assumed by Bains et al. ²)	HSC ⁶ (assumed by Omran et al. ³)
PH ₃ (g)	30.893	13.45
P ₄ O ₆ (g)	-2085	-1480
H ₃ PO ₄ (l)	-1123.6	-1149
H ₂ O(g)	-228.6	-228.6

Table 1. There are substantial differences in the ΔG° of P₄O₆ between different sources, as well as differences in the ΔG° of other species.

While there are minor differences in two of the values, there is a very large difference in the $\Delta G^{\circ}_{(g)}$ of P_4O_6 (shaded in Table 1). The same difference is probably the cause of the dispute between Borunov et al. ⁷, who claim that PH_3 is in equilibrium in Jupiter's 1-bar level atmosphere using the higher $\Delta G^{\circ}_{(g)}$ for P_4O_6 from ⁸, and Visscher et al. ⁹ who claim that PH_3 is not an equilibrium component of the 1-bar atmosphere using the thermodynamic values from NIST/JANAF ^{4,5}. Wang et al ^{4, 5, 10} also modelled the atmospheres of Jupiter and Saturn and found that H_3PO_4 was the dominant species up to a temperature of 700 K, unlike the literature consensus ^{9, 11} which predicts P_4O_6 is dominant above ~ 500 K; Wang et al ¹⁰ identify the difference between the ΔH° derived from NIST/JANAF ⁴ and from Hartley and McCoubrey ⁸ as the source of the different predictions. Here we seek to identify where the difference in $\Delta G^{\circ}_{(g)}$ for P_4O_6 comes from, and whether the difference in values affects the possibility of a source for phosphine on Venus derived from abiotic mechanisms dominated by thermodynamics. We conclude by discussing the broader impact of the differences in the thermodynamic values for P_4O_6 on planetary science, and what is the range in which the most accurate value is likely to lie.

2. Sources of data on P_4O_6 thermodynamics

2.1 Published experimental values

There is little published experimental data on P_4O_6 . A search of Google Scholar ¹² for “phosphorus trioxide” or “phosphorus (III) oxide” gave only ~ 360 hits covering papers from the last 120 years, and only two relating to measurements of its thermodynamics. W.B. asked HSC for the source of their values. HSC stated that reference ¹³ gave a value for $\Delta G^{\circ}_{(l)}$ of P_4O_6 as -2099.630 kJ/mol, and reference ¹⁴ gave a value for $\Delta G^{\circ}_{(g)}$ of -1479.718 kJ/mol. If both these values are accurate, then

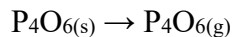
the Gibbs free energy of evaporation of P₄O₆ would be ~620 kJ/mol. This is an extraordinarily high value, comparable to the energy needed to evaporate diamond. One of these values must therefore be in error.

The NIST/JANAF tables take their value for the solid phase $\Delta G^{\circ}_{(s)}$ of P₄O₆ from ¹⁵. That paper states that the measured enthalpy of formation (ΔH°) of solid phase “phosphorus trioxide” at 298 K is -270 kCal/mol of P₂O₃, which is equivalent to -2270.87 kJ/mol P₄O₆. No value for gas phase is given. No value for the solid phase entropy is given. Hartley and McCoubrey ⁸ give a value of $\Delta H^{\circ}_{(s)}$ -1671.1 kJ/mol; however Chase ⁴, which is the basis of the NIST/JANAF tables, did not choose this value. Foote ¹⁶ gives ΔH° , as -1622.1 kJ/mol, but gives no source for this value, or what phase it applies to. Heinz et al ¹⁷ give a value for $\Delta H^{\circ}_{(g)}$ of P₄O₆ as -1600 kJ/mol. A review of the Soviet-era Russian literature reports the enthalpy of formation for P₄O₆ to be -2179 kJ/mol for solid phase, -2108 kJ/mol for gas phase ¹⁸, but without experimental details.

The original IVANTHERMO database ¹⁴ is not readily available. OSTI ¹⁹ mention the database and say that it is more up to date than NIST/JANAF, but that it is incomplete.

2.2 Estimating gas phase enthalpy from solid phase enthalpy and entropies

At the boiling or sublimation temperature of P₄O₆, we would expect the ΔG of the interconversion of gas and condensed phases to be 0. Therefore,



$$\Delta G^{\circ}_{(g)} - \Delta G^{\circ}_{(s)} = 0$$

$$\Delta G^{\circ} = \Delta H^{\circ} - T\Delta S^{\circ}$$

$$\Delta H^\circ_{(s)} + T \cdot \Delta S^\circ_{(s)} = \Delta H^\circ_{(s)} + \Delta H_e + T \cdot \Delta S^\circ_{(g)}$$

where ΔH_e is the heat of evaporation, T is the absolute temperature, ΔG° is the standard free energy of formation, and ΔS° is the difference between the entropy of the substance at that temperature and the entropy of the elements of which it is composed at the same temperature. Hence

$$\Delta H_e = T(\Delta S^\circ_{(g)} - \Delta S^\circ_{(s)})$$

i.e., the temperature T where the solid sublimates or a liquid boils is that at which the entropy change between condensed phase and gas balances the heat of evaporation ΔH_e . A larger ΔH_e implies that a higher temperature is needed to achieve the same entropy change between condensed and gas phase.

From this logic, we can calculate the gas phase free energy of formation of P_4O_6 from the measured solid phase values and the entropies of solid and gas phases derived from NIST/JANAF⁵. For this we have to assume a constant ΔH with temperature. This is not accurate, but the $\delta\Delta H/\delta T$ is only available for gas phase P_4O_6 from NIST/JANAF, which we cannot use as the NIST/JANAF data for enthalpy are in dispute, and $\delta\Delta H/\delta T$ for the solid phase is not available at all. We have no data for the specific heat capacity of solid P_4O_6 . Therefore, this is an estimate, not an accurate calculation.

The $\Delta S^\circ_{(g)}$ for P_4O_6 from NIST/JANAF⁵ at 298 K is -345.641 J/mol/K. We have also carried out extensive modelling of the entropy of molecules using semi-empirical QM calculations, which predict gas phase entropy across a diverse set of molecules with an RMS error of 12.85 J/mol/K²⁰. We used this method to predict the entropy of $P_4O_{6(g)}$ and $P_4O_{10(g)}$, as summarized in Table 2.

Substance	Entropy of formation (J/mol/K)		
	298 K	444 K (171°C)	633 K (360 °C)
P ₄ O ₁₀ (s)	-961.262	-972.961	-955.75
P ₄ O ₁₀ (g)	-786.079	-808.865	-810.421
P ₄ O ₆ (g)	-434.108	-453.778	

Table 2. Calculated entropy of formation of phosphorus (III) oxide and phosphorus (V) oxide, in gas phase from QM estimates as described in ²⁰ and in solid phase from NIST/JANAF.

The entropy of solid P₄O₆ is not known. As a rough approximation, entropy scales with the number of atoms in a molecule (at least for molecules of similar topology), so in principle we can scale the solid phase entropy value of P₄O₁₀ by 10/14 to estimate the solid phase entropy of P₄O₆. Assuming the $\Delta S^{\circ}_{(s)}$ of P₄O₆ = -694.972 J/mol/K, then at sublimation temperature (444 K)

$$\Delta H_e = 444 \cdot (-453.778 + 694.972) \text{ J/mol} = 107.09 \text{ kJ/mol}$$

And hence

$$\Delta G^{\circ}_{(g)} = \Delta H^{\circ}_{(s)} + \Delta H_e - T\Delta S^{\circ}_{(g)} = -2028.55 \text{ kJ/mol}$$

assuming the enthalpy of formation of the solid from ¹⁵ used by NIST/JANAF, and -1428.78 assuming the enthalpy of formation of the solid from ref⁸.

2.3 Prediction from QM calculations

We have also used our semi-empirical modelling approach to predict $\Delta G^{\circ}_{(g)}$ for P₄O₆ and P₄O₁₀ (these two molecules are not included in the “All Small Molecules” (ASM) set ²¹ as they have more than 6 non-H atoms, but the same methods were used as for the ASM thermodynamic calculations ²⁰). This method is different from and independent of NIST/JANAF, and was validated

on a much wider dataset than is available in NIST/JANAF (see ²⁰ for details). Notably, P₄O₆ was not in the training set for model development. The predicted ΔH and ΔS values, and the ΔG values that can be calculated from them at 298K, are given in table 3.

	$\Delta H_{(g)}^0$ (kJ/mol)	$\Delta S_{(g)}^0$ (J/mol/K)	$\Delta G_{(g)}^0$ (kJ/mol)
P ₄ O ₆	-1985	-420.15	-1859.8
P ₄ O ₁₀	-2907	-794.54	-2670.22

Table 3. Enthalpy, Entropy and Gibbs free energy of formation of gas phase phosphorus (III) oxide and phosphorus (V) oxide, as calculated using semi-empirical quantum mechanical methods as described in ²⁰.

Morgon ²² has used ab initio quantum mechanical methods, using a modified version of the correlation consistent composite approach, to derive a ΔH^0 for P₄O₆ of -1706.3 kJ/mol (presumed to be in gas phase).

2.4 Calculation from energy of atomization

We can calculate the enthalpy of formation of P₄O₆ in the gas phase from the energy of atomization, which can be derived directly by mass spectrometry. This has been done by ²³, and they derive values of the ΔH^0 of P₄O₆ as -1695.5 kJ/mol. Smoes and Drowart ²⁴ derive a value for ΔH^0 of P₄O₆ of -1662 kJ/mol using a similar method.

2.5 Calculation from vapour pressure

More generally to the sublimation data above, we can calculate the enthalpy of formation of the gas phase if we know the vapour pressure over a solid and the enthalpy of formation of the solid, as follows.

With a solid at equilibrium with its gas phase, there is no net energy in going from solid to gas phase or vice versa.

So ΔG for reaction solid \rightarrow gas = 0

$$\Delta G_{(g)} = \Delta G_{(s)}$$

and hence

$$\Delta G^{\circ}_{(s)} + R \cdot T \cdot \ln(\{\text{solid}\}) = \Delta G^{\circ}_{(g)} + R \cdot T \cdot \ln(\{\text{gas}\})$$

As the activity of a pure solid is 1, and the activity of the gas approximates to its partial pressure, then this simplifies to

$$\Delta G^{\circ}_{(s)} - \Delta G^{\circ}_{(g)} = R \cdot T \cdot \ln(P_v)$$

Where P_v is the vapour pressure at that temperature. Vapour pressure over pure P_4O_6 can be calculated at 298 K from ²⁵ to be 1.359×10^{-9} bar. It follows that $\Delta G^{\circ}_{(g)}$ is 50.586 kJ/mol more positive than the $\Delta G^{\circ}_{(s)}$ at 298 K. Note this is not a difference in ΔH , as ΔG includes the entropy increase on evaporation.

3. Discussion

3.1 Free energy of formation of $P_4O_6(g)$

We can now compare the $\Delta G^\circ_{(g)}$ for P_4O_6 as derived by the different methods above. These results are summarized in Tables 4 through 7.

Enthalpy of formation in gas phase	Basis of estimate of enthalpy	Section	Inferred $\Delta G^\circ_{(g)}$ (kJ/mol) assuming $\Delta S^\circ_{(g)} = 0.345.61$ J/mol/K	Inferred $\Delta G^\circ_{(g)}$ (kJ/mol) assuming $\Delta S^\circ_{(g)} = 0.434.108$ J/mol/K
-1695.5	Energy of atomization ²³	2.4	-1592.51	-1566.14
-1662	Energy of atomization ²⁴	2.4	-1559.01	-1532.64
-1706.3	<i>Ab initio</i> QM methods ²²	2.3	-1603.31	-1576.94

Table 4. Gibbs Free energy of formation of P_4O_6 estimated from gas phase estimates of enthalpy of formation (ΔH°)

Enthalpy of formation of solid phase	Basis	Section	Enthalpy of gas phase	$\Delta G^\circ_{(g)}$ (kJ/mol) of gas phase
-2270.87	From solid phase enthalpy from ⁵ , and entropy difference between solid and gas phases	2.2	-2163.78	-2028.55
-1671.1	From solid phase enthalpy from ⁸ , and entropy difference between solid and gas phases	2.2	-1564.01	-1428.78

Table 5. Gibbs Free energy of formation of P_4O_6 estimated from solid phase enthalpy and entropies of solid and gas phases

Enthalpy of formation (solid)	Basis	Assuming $\Delta G^\circ_{(g)}$ from vapour pressure ²⁵
-2270.9	Solid phase measured directly ¹⁵ assuming solid phase entropy = -545.8	-2057.64
-2270.9	Solid phase measured directly ¹⁵ assuming solid phase entropy = -582.1	-2046.82
-1671.1	Solid phase measured directly ⁸ assuming solid phase entropy = -545.8	-1457.87
-1671.1	Solid phase measured directly ⁸ and assuming solid phase entropy = -582.1	-1447.05

Table 6. Gibbs Free energy of formation of P₄O₆ estimated and solid phase enthalpy of formation (Section 2.1), entropy (section 2.2), and energy of vapourization (section 2.5)

Basis	Section	$\Delta G^\circ_{(g)}$ (kJ/mol)
Stated in HSC	2.1	-1479.718
Calculated from semi-empirical QM calculations ²⁰	2.3	-1859.79
NIST/JANAF tables ⁴	2.1	-2084.877

Table 7. Gibbs Free energy of formation of P₄O₆ reported in literature sources

Tables 4 through 7 provide a range of Gibbs standard free energy of formation for P₄O₆ in gas phase from -1428.78 to -2084.77 kJ/mol, a range of 656 kJ/mol. We have not presented Gibbs standard free energies calculated from the Soviet era reports of the enthalpy of formation of P₄O_{6(s)} or P₄O_{6(g)} ¹⁸ as the original work on which these are based is not accessible; however inclusion of those values would not change our overall conclusions.

3.2 Possible sources of the differences in ΔG° values.

The most obvious reason for the differences in ΔG° values for P_4O_6 that can be derived from the literature is that the experimental values on which they were based are in error. This is the explanation put forward by ⁸. We address this briefly below, but detailed examination of experimental methods is beyond the scope of this summary. Calculations of gas phase values from solid phase data assume that $P_4O_{6(s)}$ is a single substance: however ²⁵ note that there are at least two forms of $P_4O_{6(s)}$ with substantially different vapour pressures; if P_4O_6 in the gas phase is always the same, then the heat of formation of these two solid phases must be different. Several authors suggest that gas phase P_4O_6 may contain P_2O_3 species as well ²⁴, so what ‘gas phase’ and ‘solid phase’ P_4O_6 mean is poorly defined. We also note that the NIST/JANAF tables are not always accurate, or even internally consistent. For example, we found inconsistencies between PDF and online versions of the NIST/JANAF tables, and between different parameters within those tables, for phosphine ²⁰.

Changes in reference enthalpies may also be a source of difference. For example, Smoes and Drowart’s ²⁴ estimate of -1662 kJ/mol becomes -1682.4 kJ/mol when the more up-to-date atomization energies of P_4 and O_2 from NIST/JANAF ^{5, 21} are used. Similarly, the solid phase enthalpy from ⁸ is -1671.06 kJ/mol rather than -1620.51 if the NIST/JANAF value for the solid phase enthalpy of P_4O_{10} is used as reference. But adopting the lower value is only valid if the NIST/JANAF values for P_4O_{10} are accurate.

3.2 Observational constraints on the ΔG of P_4O_6 .

The lowest (most negative) of the $\Delta G^\circ_{(g)}$ values in Tables 4 through 7 can be ruled out observationally. For example, we calculate the equilibrium between P(III) and P(V) under crustal

conditions in the Earth's surface, using the free energy values from NIST/JANAF and from HSC, and compare these to three standard rock redox buffers (see ²⁶ for a review of rock redox buffers), and a fourth buffer relevant to phosphorus mineral redox. The results are shown in Figure 1.

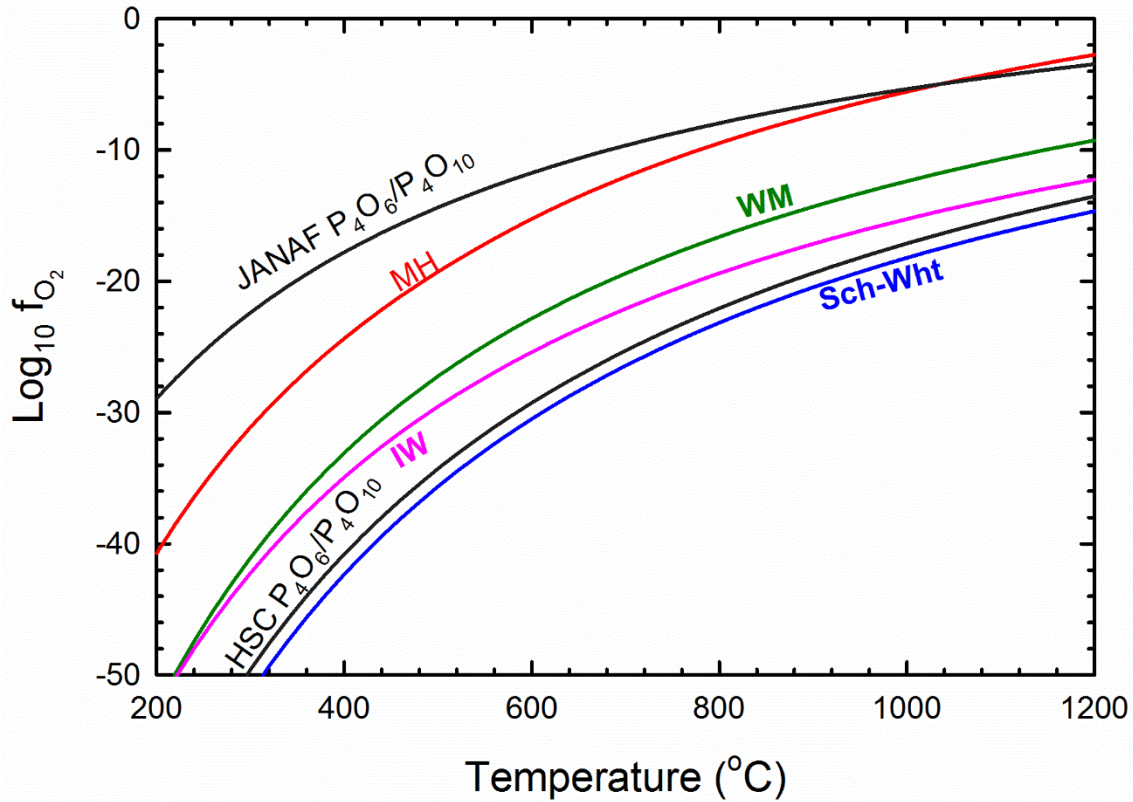
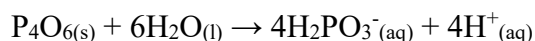


Figure 1. Oxygen fugacity of the P(III) \leftrightarrow P(V) pair under assumption of NIST/JANAF thermochemical data (top black line) and HSC data (lower black line), compared to the fugacity of standard redox buffers MH (Magnetite/Haematite), WM (Wüstite/Magnetite) and IW (Iron/Wüstite). Also shown is the buffer associated with oxidation of schreibersite (as Fe₃P) to whitlockite (as Ca₃(PO₄)₂) via $3\text{CaSiO}_3 + 2\text{Fe}_3\text{P} + 2.5\text{O}_2 = \text{Ca}_3(\text{PO}_4)_2 + 6\text{Fe} + 3\text{SiO}_2$.

Figure 1 shows that even if the crust is highly oxidized (MH buffer), if we assume the NIST/JANAF values for the thermodynamics of P species are correct then we would expect phosphorus to be present in the crust as P(III), and hence volcanic magma and gases should contain

the majority of their phosphorus as P₄O₆. P₄O₆ would react rapidly with volcanic and atmospheric water to form phosphine. However phosphine is not detected in volcanic gases ^{27, 28} , and one model of the chemistry of phosphorus in gas phase in volcanic eruptions suggests it is predominantly P(V) ²⁹. This implies that the NIST/JANAF value for ΔG⁰_(g) of P₄O₆ must be too low. Similarly, initial laboratory studies reacting P₄O₁₀ with a 10-fold excess of Fe₂O₃/Fe₃O₄ (haematite:magnetite 1:1) at 500°C confirm that the large majority of the phosphorus remains in P(V) oxidation state under these conditions and is not reduced to P(III) as predicted by the NIST/JANAF data (Feng and Pasek in prep.).

Furthermore, the reaction

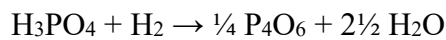


is a textbook preparative method for phosphorous acid ³⁰ which goes essentially to completion. We assume this means that the equilibrium constant for the reaction is therefore at least 100, so that less than 1% of the starting materials were left in the product, a common-cutoff for a ‘clean’ preparation of a substance. (For example, Miller ³¹ found that ‘pure’ P₄O₆ made by oxidizing phosphorus in limiting oxygen contained around 1% unreacted phosphorus.) If the equilibrium constant for the reaction is >100, then the free energy of formation of P₄O_{6(s)} cannot be less (more negative) than -1977 kJ/mol (assuming the thermodynamic values for H₂O and H₂PO₃⁻ from ³²), and therefore the free energy of formation of P₄O_{6(g)} must be no less (more negative) than -1927 kJ/mol. Other constraints may also exclude the higher values of ΔG⁰ for P₄O₆ used in HSC’s database.

3.3 Implications for the formation of PH₃ from P₄O₆ in Venus' atmosphere

It has been suggested that the tentative detection of phosphine (PH₃) in Venus' atmosphere^{33, 34} can be explained by abiotic processes³, and specifically by (among other processes) the disproportionation of P₄O₆, based on the thermodynamic data from the HSC database. Previously² had ruled out this reaction as a source of phosphine, and instead P₄O₆ gas was presumed to be a sink of volatile P in Venus's lower atmosphere based on the thermodynamic values from NIST/JANAF. Here we show that, regardless of the $\Delta G^{\circ}_{(g)}$ for P₄O₆, the disproportionation of P₄O₆ cannot explain the presence of ~1 ppb PH₃ in Venus' atmosphere.

Bains et al.² estimated that P₄O₆ would be a major species in the lower atmosphere of Venus, but that disproportionation to PH₃ was not thermodynamically favoured. Based on the HSC values, Omran et al.³ estimated that disproportionation of P₄O₆ to PH₃ was favoured; however, the same ΔG values would show that P₄O₆ could not occur in the atmosphere of Venus, assuming that the atmosphere is in thermodynamic equilibrium with respect to phosphorus species. Specifically, assuming the atmosphere is in thermodynamic equilibrium, the abundance of P₄O₆ can be calculated from the abundance of H₂, H₃PO₄ and H₂O and the free energy of the reaction



If the reaction is at equilibrium, then

$$\Delta G = 0 = \Delta G^{\circ} + R \cdot T \cdot \ln\left(\frac{[\text{P}_4\text{O}_6]^{0.25} \cdot [\text{H}_2\text{O}]^{2.5}}{[\text{H}_3\text{PO}_4] \cdot [\text{H}_2]}\right)$$

Where [X] is the partial pressure of X (i.e. the mole fraction of the gas in the atmosphere multiplied by the pressure). From this equation we can calculate the abundance of P₄O₆ assuming abundances of the other species and thermodynamic values. This calculation is summarized in Table 8.

Substance	Abundance (mole fraction)	Standard free energy of formation (kJ/mol)		
		NIST/JANAF	HSC	Average
PH _{3(g)}	1.00E-09	30.893	13.45	22.1715
P ₄ O _{6(g)}		-2085	-1480	-1679
H ₃ PO _{4(l)}	3.25E-01	-1123.6	-1149	-1136.3
H ₂ O _(g)	1.0E-04	-228.6	-228.6	-228.6
H _{2(g)}	9.00E-10	0	0	0
Standard free energy of disproportionation reaction	P ₄ O ₆ + 6H ₂ O → [4 H ₃ PO ₃] → 3 H ₃ PO ₄ + PH ₃	116.69	-581.95	-465.26
Free energy of reduction of H ₃ PO ₄ per mole of P ₄ O ₆	4 H ₃ PO ₄ + 4H ₂ → P ₄ O ₆ + 10 H ₂ O	123.4	746	538.2
Inferred abundance of P ₄ O _{6(g)} at cloud level		1.7·10 ⁻²⁰ (1·10 ⁻⁶ – 6·10 ⁻²⁹)	2.3·10 ⁻¹⁴⁴ (1.4·10 ⁻¹³⁰ – 6·10 ⁻¹⁵³)	1.4·10 ⁻¹⁰⁰ (8.5·10 ⁻⁸⁷ – 5.1·10 ⁻¹⁰⁹)

Table 8. Disproportionation of P₄O₆ to PH₃ is unlikely under any scenario at 55 km on Venus. Top section: column 2 = average abundance of PH₃, H₃PO₄, H₂O and H₂ in Venus atmosphere from ². H₃PO₄ is assumed to be present as liquid in the cloud droplets, and to comprise 10% of those droplets, following the high phosphorus loading of cloud droplets found by the Vega descent probe X-ray fluorescence analyzer ³⁵. Columns 3 thru 5 = standard free energy of formation of substances from NIST/JANAF, HSC, and an average of the two. Central section: Standard free energy of the disproportionation reaction derived from these values, showing that the reaction is disfavoured under NIST/JANAF assumptions, favoured under other assumptions. Bottom panel: calculation of abundance of P₄O₆ assuming the abundances of H₃PO₄, H₂ and H₂O and the free energy of formation of all compounds; top row = free energy of reaction reducing H₃PO₄ to P₄O₆ given the ΔG terms from different sources, bottom row = atmospheric abundance inferred from this reaction ΔG, with ranges for water values 4.2×10⁻⁶ to 7×10⁻⁴

Table 8 summarizes our calculations based on NIST/JANAF values ^{4,5}, on the HSC values ⁶, and an average of the two as an illustrative third ‘compromise’ case. Bains et al. ² predicted there would be vanishingly small amounts of P₄O₆ in the atmosphere at 55 km using the NIST/JANAF ΔG[°]_(g) values (they predicted 9.7·10⁻¹⁹ of the phosphorus in gas phase at 55 km would be present as P₄O₆),

but that could be enough to allow P_4O_6 to be a trace intermediate in the atmospheric chemistry, and hence be a substrate for disproportionation reactions. However, Bains et al predicted that the disproportionation reaction is not thermodynamically favored. Under Omran et al's ³ assumptions disproportionation is thermodynamically favored but there is no P_4O_6 present to disproportionate. (Note that these thermodynamic values are calculated based on an assumed abundance of PH_3 of 1 ppb, which is what Bains et al. and Omran et al. were seeking to explain.)

Figure 2 generalizes this calculation to all the values of $\Delta G^o_{(g)}$ for P_4O_6 listed in Tables 4 through 7, for water abundance values of 4.2×10^{-6} , 1×10^{-4} and 7×10^{-4} ³⁶, and for temperatures and pressures in the middle of the clouds and the lower haze layer below the clouds.

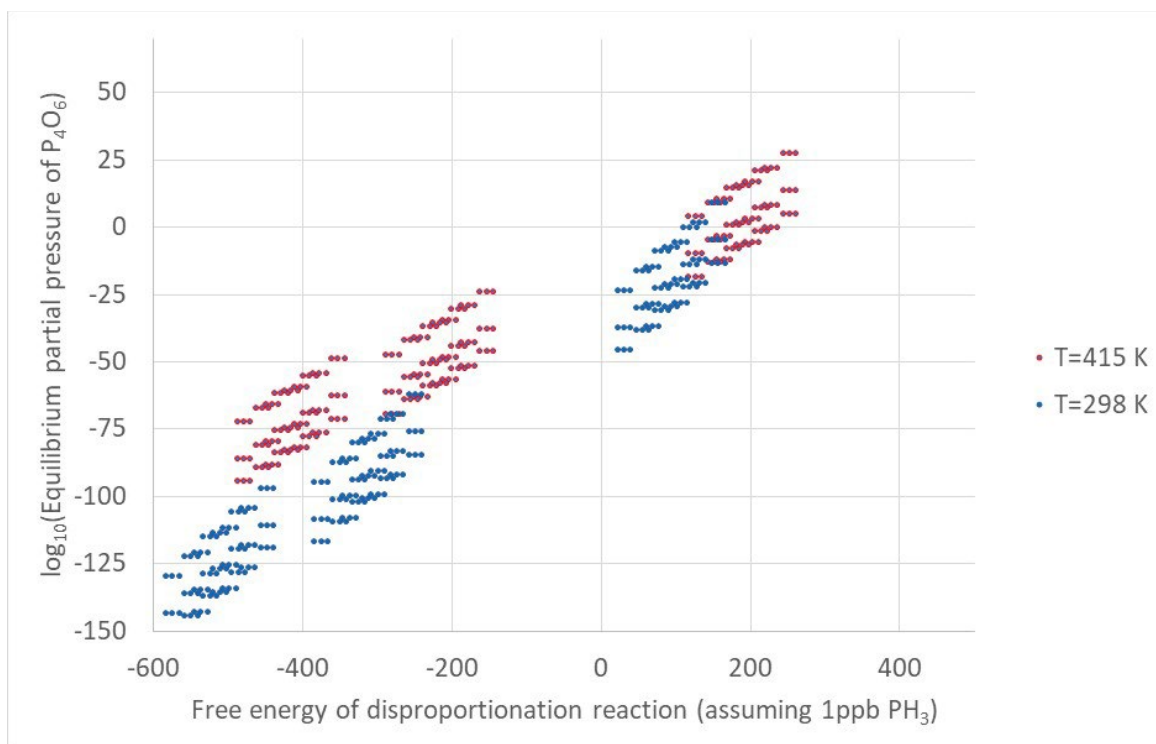


Figure 2. There is no combination of thermodynamic values that allows PH_3 to be made by disproportionation of P_4O_6 at cloud levels. X axis: Free energy of the reaction $\text{P}_4\text{O}_6 + 6 \text{H}_2\text{O} \rightarrow \text{PH}_3 + 3 \text{H}_3\text{PO}_4$ (kJ/mol) assuming 1 ppb PH_3 . Y axis: Equilibrium concentration of P_4O_6 in gas phase. Plotted are the values calculated from all possible combinations of the thermodynamic values listed in Table 2, and for water abundances of 4.2×10^{-6} , 1×10^{-4} and 7×10^{-4} . Results are plotted for values at 298 K and at 415 K, the latter assuming the entropy of formation values from the NIST/JANAF data ⁵.

Figure 2 shows that there is no combination of thermodynamic values that allows P_4O_6 to be present *and* allows PH_3 to be formed by disproportionation of P_4O_6 and to accumulate to 1 ppb, at 298 K (the temperature of the mid-cloud layer) or at 415 K (the temperature at 40 km altitude, in middle of the haze layer below the clouds). This rules out P_4O_6 disproportionation as a source of PH_3 in Venus clouds, although it does not rule out other abiotic sources for PH_3 ³.

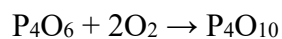
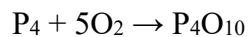
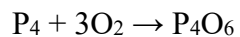
3.4 Future work

Given the importance of phosphorus chemistry to the study of atmosphere of solar system gas giants, of Venus, and of exoplanets³⁷, the accurate thermodynamics of P₄O₆ (and other phosphorus species) in the gas phase needs to be resolved. The importance of resolution lies not only in equilibrium calculations for atmospheres, but also for kinetic models. Missing values in kinetic networks are commonly estimated from equilibrium thermodynamics; if thermodynamic parameters are not accurate, then the derived kinetic constants will also be inaccurate, and can result in substantial differences in the predictions of kinetic models (e.g. see³⁷). Phosphorus chemistry is not the only such case, and the need for accurate measurements in astronomy, geology and astrobiology has been argued before³⁸. Although our interest in the thermodynamics of P₄O₆ comes from an interest in the phosphorus chemistry of Venus' atmosphere, the discrepancies also have important impact on the studies of gas giant, hot Jupiter and brown dwarf atmospheres^{7,9-11,37}. Although we have not identified any geological chemistry papers that cite⁸, we expect that calculations of phosphorus speciation in the mantle (e.g.²⁷) will also be substantially affected by differences in the ΔG° assumed for P₄O₆.

We advise that the thermodynamic values for all the phosphorus species of importance to atmospheric and geochemistry be recalculated from original data using reference data derived from the most accurate sources, with the accuracy of the original measurements evaluated by a group that is personally familiar with the methods involved. (This is not to denigrate others who use these values for modelling, but experimental methods often have subtleties that only practitioners appreciate. To take just one example, Hartley and McCoubrey⁸ derive the enthalpy of formation for P₄O₆ from the enthalpy of complete combustion of P₄O₆ to P₄O₁₀. They state that their sample of P₄O₆ was made by combustion of white phosphorus in limiting oxygen as described by Thorpe

and Tutton³⁹; however Miller³¹ points out that Thorpe and Tutton's method results in a material with ~1% elemental phosphorus in solid solution, even after extensive purification. If the material used by Hartley and McCoubrey contained trace elemental phosphorus, the apparent enthalpy of combustion would be larger than for pure P₄O₆.) In particular, it would be worthwhile checking that the conventions used in calculation are consistent. We note that the NIST/JANAF values, for example, are calculated according to the Berman-Brown convention⁴⁰, wherein ΔG° is calculated relative to the G° of elements at 298K and 1 bar, and so does not account for phase and specific heat capacity changes in reference elements with temperature. While internally consistent, this convention can result in significantly different ΔG° values to those calculated from more complete treatments, and so mixing the conventions can result in substantial errors in free energies calculated at high temperatures (such as volcanic mineralogy or the deep atmospheres of Jovian planets: e.g. see⁴¹). However the differences in convention should not affect the ΔG° values calculated in this paper, which by definition are calculated for 298 K, and should have minimal effect on conclusions about phosphorus chemistry in Venus' mid-cloud altitudes, where temperatures range from ~270 - ~320 K⁴².

New accurate measurements using modern analytical techniques of the enthalpy of the reactions



would be a valuable addition but are not trivial measurements to make. An ideal would be to measure the equilibrium position in any of the reactions above as a function of temperature,

possibly using standard geological oxygen fugacity buffers as mentioned above (Feng and Pasek in prep.). Absent accurate measurement, detailed ab initio QM calculations may help to resolve the uncertainties.

Finally, we note that we have been specifically motivated to reveal uncertainties in the thermodynamics phosphorus gas phase chemistry. We encourage those with interests in other elements that have complex atmospheric chemistry, such as sulfur and the halogens, to explore whether similar uncertainties in the thermodynamics of these species exist buried in the assumptions behind current models.

Acknowledgements

We are grateful to Anna Markovska for help with Russian translation. We are grateful to our reviewer, who made a number of constructive comments that improved this paper. MAP was supported by a grant from NASA Emerging Worlds (80NSSC23K0019).

References

- (1) Burgon, J. W. *The Last Twelve Verses of the Gospel According to S. Mark, Vindicated Against Recent Critical Objectors, and Established... With Facsimiles of Codex N and Codex L*; J. Parker&Company, 1871.
- (2) Bains, W.; Petkowski, J. J.; Seager, S.; Ranjan, S.; Sousa-Silva, C.; Rimmer, P. B.; Zhan, Z.; Greaves, J. S.; Richards, A. M. Phosphine on Venus cannot be explained by conventional processes. *Astrobiology* **2021**, *21* (10), 1277 - 1304.
- (3) Omran, A.; Oze, C.; Jackson, B.; Mehta, C.; Barge, L. M.; Bada, J.; Pasek, M. A. Phosphine generation pathways on rocky planets. *Astrobiology* **2021**, *21* (10), 1264-1276.
- (4) Chase, M. W. J. NIST-JANAF thermochemical tables. *Journal of physical and chemical reference data.*, **1998**, *Monograph 9*.
- (5) NIST. *NIST/JANAF thermochemical tables* (<https://janaf.nist.gov/>). (accessed 29/11/2022)
- (6) Mogroup. <https://www.mogroup.com/portfolio/hsc-chemistry/>. 2022. (accessed 13/5/2022)
- (7) Borunov, S.; Dorofeeva, V.; Khodakovskiy, I.; Drossart, P.; Lellouch, E.; Encrenaz, T. Phosphorus Chemistry in the Atmosphere of Jupiter: A Reassessment. *Icarus* **1995**, *113* (2), 460-464. DOI: <https://doi.org/10.1006/icar.1995.1036>.

- (8) Hartley, S. B.; McCoubrey, J. C. Enthalpy of Formation of Phosphorus Oxide. *Nature* **1963**, *198* (4879), 476-476. DOI: 10.1038/198476a0.
- (9) Visscher, C.; Lodders, K.; Fegley Jr, B. Atmospheric chemistry in giant planets, brown dwarfs, and low-mass dwarf stars. II. Sulfur and phosphorus. *The Astrophysical Journal* **2006**, *648* (2), 1181.
- (10) Wang, D.; Lunine, J. I.; Mousis, O. Modeling the disequilibrium species for Jupiter and Saturn: Implications for Juno and Saturn entry probe. *Icarus* **2016**, *276*, 21-38. DOI: <https://doi.org/10.1016/j.icarus.2016.04.027>.
- (11) Fegley, B.; Lodders, K. Chemical Models of the Deep Atmospheres of Jupiter and Saturn. *Icarus* **1994**, *110* (1), 117-154. DOI: <https://doi.org/10.1006/icar.1994.1111>.
- (12) Scholar, G. *scholar.google.com*, accessed 17th November 2022. (accessed).
- (13) Knacke, O.; Hesselmann, K. *Thermochemical properties of inorganic substances*; Springer, 1991.
- (14) Belov, G. V.; Iorish, V. S.; Yungman, V. S. IVTANTHERMO for Windows — database on thermodynamic properties and related software. *Calphad* **1999**, *23* (2), 173-180. DOI: [https://doi.org/10.1016/S0364-5916\(99\)00023-1](https://doi.org/10.1016/S0364-5916(99)00023-1).
- (15) Koerner, W. E.; Daniels, F. The heat of formation of nitric oxide and phosphorus trioxide. *The Journal of Chemical Physics* **1952**, *20* (1), 113-115.
- (16) Foote, C. S.; Valentine, J. S.; Greenberg, A.; Liebman, J. F. *Active oxygen in chemistry*; Springer Science & Business Media, 2012.
- (17) Heinz, D.; Asijew, R. G.; Muller, I. F.; Kauschka, G. Zur Theorie und Praxis der Phosphoroxidation. *Pure and Applied Chemistry* **1980**, *52* (4), 825-842. DOI: doi:10.1351/pac198052040825 (accessed 2022-11-29).
- (18) Glushko, V. P.; Gurvich, V.; Hachkuruzova, L. A.; Vyets, E. V.; Medvedeva, V. A. *Термодинамические свойства индивидуальных веществ : справочник (Thermodynamic properties of individual substances: a handbook)*; Publishing House of the Academy of Sciences of the USSR, 1962.
- (19) Allendorf, M. D.; Besmann, T. *Thermodynamics Resource Data Base*; Sandia National Lab.(SNL-CA), Livermore, CA (United States), 2007.
- (20) Bains, W.; Petkowski, J. J.; Zhan, Z.; Seager, S. A data resource for prediction of gas-phase thermodynamic properties of small molecules. *Data* **2022**, *7* (3), 33.
- (21) Seager, S.; Bains, W.; Petkowski, J. Toward a list of molecules as potential biosignature gases for the search for life on exoplanets and applications to terrestrial biochemistry. *Astrobiology* **2016**, *16* (6), 465-485.
- (22) Morgon, N. H. Enthalpies of formation of phosphorus and oxygen compounds determined by the correlation consistent composite approach. *International Journal of Quantum Chemistry* **2012**, *112* (19), 3256-3260. DOI: <https://doi.org/10.1002/qua.24178>.
- (23) Muenow, D.; Uy, O.; Margrave, J. Mass spectrometric studies of the vaporization of phosphorus oxides. *Journal of Inorganic and Nuclear Chemistry* **1970**, *32* (11), 3459-3467.
- (24) Smoes, S.; Drowart, J. Atomization energies of phosphorus oxides. *Faraday Symposia of the Chemical Society* **1973**, *8* (0), 139-148, 10.1039/FS9730800139. DOI: 10.1039/FS9730800139.
- (25) Southard, J.; Nelson, R. The vapor pressure of phosphorus pentoxide. *Journal of the American Chemical Society* **1937**, *59* (5), 911-916.

- (26) Frost, B. R. Introduction to oxygen fugacity and its petrologic significance. In *Reviews in mineralogy vol 25. Oxide minerals: petrologic and magnetic significance*, Lindsleys, D. H., Banerjee, S. K. Eds.; Mineralogical Society of America, 1991; pp 1 - 10.
- (27) Bains, W.; Shorttle, O.; Ranjan, S.; Rimmer, P. B.; Petkowski, J. J.; Greaves, J. S.; Seager, S. Constraints on the production of phosphine by Venusian volcanoes. *Universe* **2022**, 8 (1), 54.
- (28) Holland, H. D. *The chemical evolution of the atmosphere and oceans*; Princeton University Press, 1984.
- (29) Yamagata, Y.; Watanabe, H.; Saitoh, M.; Namba, T. Volcanic production of polyphosphates and its relevance to prebiotic evolution. *Nature* **1991**, 352 (6335), 516-519. DOI: 10.1038/352516a0.
- (30) Greenwood, N. N.; Earnshaw, A. *Chemistry of the Elements 2nd Edition*; Butterworth-Heinemann, 1997.
- (31) Miller, C. C. CCXL.—The preparation and properties of pure phosphorus trioxide. *Journal of the Chemical Society (Resumed)* **1928**, 1847-1862.
- (32) Barner, H. E.; Scheurman, R. V. *Handbook of thermochemical data for compounds and aqueous species.*; Wiley Interscience, 1978.
- (33) Greaves, J. S.; Richards, A. M.; Bains, W.; Rimmer, P. B.; Sagawa, H.; Clements, D. L.; Seager, S.; Petkowski, J. J.; Sousa-Silva, C.; Ranjan, S. Phosphine gas in the cloud decks of Venus. *Nature Astronomy* **2020**, 5 (7), 655 - 664.
- (34) Greaves, J. S.; Rimmer, P. B.; Richards, A.; Petkowski, J. J.; Bains, W.; Ranjan, S.; Seager, S.; Clements, D. L.; Silva, C. S.; Fraser, H. J. Low Levels of Sulphur Dioxide Contamination of Phosphine Spectra from Venus' Atmosphere. *arXiv preprint arXiv:2108.08393* **2021**.
- (35) Krasnopolsky, V. A. Vega mission results and chemical composition of Venusian clouds. *Icarus* **1989**, 80 (1), 202-210. DOI: [https://doi.org/10.1016/0019-1035\(89\)90168-1](https://doi.org/10.1016/0019-1035(89)90168-1).
- (36) Rimmer, P. B.; Jordan, S.; Constantinou, T.; Woitke, P.; Shorttle, O.; Hobbs, R.; Paschodimas, A. Hydroxide Salts in the Clouds of Venus: Their Effect on the Sulfur Cycle and Cloud Droplet pH. *The Planetary Science Journal* **2021**, 2 (4), 133. DOI: 10.3847/psj/ac0156.
- (37) Venot, O.; Hébrard, E.; Agúndez, M.; Dobrijevic, M.; Selsis, F.; Hersant, F.; Iro, N.; Bounaceur, R. A chemical model for the atmosphere of hot Jupiters. *Astronomy & Astrophysics* **2012**, 546, A43.
- (38) Fortney, J. J.; Robinson, T. D.; Domagal-Goldman, S.; Del Genio, A. D.; Gordon, I. E.; Gharib-Nezhad, E.; Lewis, N.; Sousa-Silva, C.; Airapetian, V.; Drouin, B. The need for laboratory measurements and ab initio studies to aid understanding of exoplanetary atmospheres. *arXiv preprint arXiv:1905.07064* **2019**.
- (39) Thorpe, T.; Tutton, A. XXXIV.—Phosphorous Oxide. Part I. *Journal of the Chemical Society, Transactions* **1890**, 57, 545-573.
- (40) Anderson, G. M.; Crerar, D. A. *Thermodynamics in geochemistry: the equilibrium model*; Oxford University Press, 1993.
- (41) Krissansen-Totton, J.; Bergsman, D. S.; Catling, D. C. On detecting biospheres from chemical thermodynamic disequilibrium in planetary atmospheres. *Astrobiology* **2016**, 16 (1), 39-67.
- (42) Titov, D. V.; Ignatiev, N. I.; McGouldrick, K.; Wilquet, V.; Wilson, C. F. Clouds and hazes of Venus. *Space Sci. Rec.* **2018**, 214, 126 doi.org/110.1007/s11214-11018-10552-z.