

Unraveling the glass-like dynamic heterogeneity in ring polymer melts: From flexible to rigid chain stiffness

Shota Goto,¹ Kang Kim,^{1,*} and Nobuyuki Matubayasi^{1,†}

¹*Division of Chemical Engineering, Department of Materials Engineering Science,
Graduate School of Engineering Science, Osaka University, Toyonaka, Osaka 560-8531, Japan*

(Dated: May 26, 2023)

Ring polymers are an intriguing class of polymers with unique physical properties, and understanding their behavior is important for developing accurate theoretical models. In this study, we investigate the effect of chain stiffness and monomer density on static and dynamic behaviors of ring polymer melts using molecular dynamics simulations. Our first focus is on the non-Gaussian parameter of center of mass displacement as a measure of dynamic heterogeneity, which is commonly observed in glass-forming liquids. We find that the non-Gaussianity in the displacement distribution increases with the monomer density and stiffness of the polymer chains, suggesting that excluded volume interactions between centers of mass have a stronger effect on the dynamics of ring polymers. We then analyze the relationship between the radius of gyration and monomer density for flexible and rigid ring polymers. Our results indicate that the relationship between the two varies with chain stiffness, which can be attributed to the competition between repulsive forces inside the ring and from adjacent rings. Finally, we study the dynamics of bond-breakage virtually connected between the centers of mass of rings to analyze the exchanges of inter-molecular networks of bonds. Our results demonstrate that the dynamic heterogeneity of bond-breakage is coupled with the non-Gaussianity in ring polymer melts, highlighting the importance of bond-breaking method in determining the inter-molecular dynamics of ring polymer melts. Overall, our study provides insights into the fundamental mechanism of ring polymers and sheds light on the factors that govern their dynamic behavior.

I. INTRODUCTION

The dynamic properties of polymers melts are governed by structural features, such as the chain length N and “topological constraints” (TCs) [1, 2]. In linear polymer melts, entanglement effects are common TCs and play a key role in describing the N dependence of the diffusion constant D . However, defining and characterizing TCs in ring polymers is still challenging due to the absence of chain ends [3–8].

In ring polymer melts, the simple picture of TCs is that they inhibit each other’s dynamics due to inter-ring “threadings” [9–12]. As N increases, the number of threading configurations also increases, making it more difficult for the system to find the right configuration to relax the threading. The threading event of large N rings suggests a slowing-down of the dynamics, similar to the slow dynamics in glass-forming liquids, where packing effects are imposed by the local density environment [13]. The concept of “topological glass” has been used to understand the dynamics of ring polymer melts, highlighting the unique role of TCs in these systems compared to the entanglements in linear polymers [14–24]. Interestingly, techniques such as random pinning [16, 17] and activeness [21, 22, 24] have been introduced to promote threadings in ring polymers through molecular dynamics (MD) simulations.

Dynamic heterogeneity (DH) is a key concept used to describe the significant slowing-down of glass-former liquids as they approach the glass transition temperature [25–27]. The slowing-down is accompanied by the collective structural relaxation of spatially heterogeneous regions that exceeds the

molecular size [28–31]. DH is conventionally measured by the non-Gaussian parameter (NGP), i.e., the degree of the deviation from the Gaussian distribution for the molecular displacement within a given time interval [29, 32–36]. Furthermore, the NGP was used to quantify the non-Gaussianity in supercooled linear polymer melts [37–39].

Michieletto *et al.* conducted MD simulations of ring polymers using the Kremer–Grest (KG) bead-spring model and analyzed the center-of-mass (COM) displacement distribution [17]. They found that the non-Gaussian behavior was pronounced even in the absence of random pinning fields, when the monomer density ρ (in the unit of σ^{-3} using the size of the bead σ) increased with the chain length $N = 500$. This finding is consistent with the experimental observation of polyethylene oxide ring melts by Brás *et al.* [40] However, our previous study, which also used the same model for MD simulations of ring polymer melts, showed that the NGP remained quite small at all time regimes, even when the chain length was increased up to $N = 400$ [41]. It should be noted that the chain stiffness differed between the two studies. Specifically, the bending potential $\varepsilon_\theta(1 + \cos \theta)$ (in the unit of energy scale in the Lennard-Jones potential) acts on the bending angle θ formed by three consecutive monomer beads along the polymer chain (refer to Eq. (3)). Michieletto *et al.* utilized a rigid ring chain with the bending energy of $\varepsilon_\theta = 5$ for densities up to $\rho = 0.4$, whereas we simulated flexible ring chains with $\varepsilon_\theta = 1.5$ at a higher density of $\rho = 0.85$, which is the same as that used in the MD study by Halverson *et al.* [42–44]

Thus, there is still much to be explored regarding the influence of chain stiffness on DH in ring polymer melts. To address this gap, we performed MD simulations using the KG model by varying ε_θ and ρ . Our analysis began by examining the NGP, and characterized the effect of chain stiffness on the DH in ring polymer melts. We also investigated the conforma-

* kk@cheng.es.osaka-u.ac.jp

† nobuyuki@cheng.es.osaka-u.ac.jp

tion of ring chains by analyzing the radius of gyration, as well as asphericity and prolateness based on the diagonalization of the gyration tensor. Additionally, we introduced the concept of inter-molecular bonds virtually connected by ring COM positions, which enabled us to investigate the rearrangement of inter-molecular connectivity of ring polymers. By combining the results obtained from these analyses, we aim to identify similarities and differences in the effects of chain stiffness and monomer density on ring polymer dynamics.

II. SIMULATION DETAILS

We employed MD simulations for ring polymer melts utilizing the KG model [45]. Each ring polymer was represented by N monomer beads of mass m and diameter σ . Our system consisted of M polymer chains contained within a three-dimensional cubic box with volume of V and periodic boundary conditions. All monomer beads were subject to three types of inter-particle potentials, namely: the Lennard-Jones (LJ) potential, which acted between all pairs of monomer beads,

$$U_{\text{LJ}}(r) = 4\epsilon_{\text{LJ}} \left[\left(\frac{\sigma}{r} \right)^{12} - \left(\frac{\sigma}{r} \right)^6 \right] + C. \quad (1)$$

Here r and ϵ_{LJ} represent the distance between two monomer beads and the energy scale of LJ potential, respectively. The LJ potential was truncated at the cut-off distance of $r_c = 2^{1/6} \sigma$, and the constant C ensured that the potential energy shifted to zero at $r = r_c$. Additionally, two adjacent monomer beads along the chain also interacted via the finitely extensible nonlinear elastic (FENE) potential

$$U_{\text{FENE}}(r) = -\frac{1}{2}KR_0^2 \ln \left[1 - \left(\frac{r}{R_0} \right)^2 \right], \quad (2)$$

for $r < R_0$, where K and R_0 represent the spring constant and the maximum length of the FENE bond, respectively. We adopted the values of $K = 30 \epsilon_{\text{LJ}}/\sigma^2$ and $R_0 = 1.5 \sigma$. Lastly, we controlled the chain stiffness by incorporating a bending potential

$$U_{\text{bend}}(\theta) = \epsilon_\theta [1 - \cos(\theta - \theta_0)], \quad (3)$$

where the bending angle θ is formed by three consecutive monomer beads along the polymer chain. In this study, we explored two bending energy cases: a flexible chain with $\epsilon_\theta = 1.5\epsilon_{\text{LJ}}$ and a rigid chain with $\epsilon_\theta = 5\epsilon_{\text{LJ}}$ both with an equilibrium angle of $\theta_0 = 180^\circ$.

We conducted MD simulations using the Large-scale Atomic/Molecular Massively Parallel Simulator (LAMMPS) [46]. Hereafter, the length, energy and time are conventionally represented in units of σ , ϵ_θ and $(m/\epsilon_{\text{LJ}})^{1/2}$, respectively. Moreover, the temperature is also presented in units of ϵ_{LJ}/k_B , where k_B is Boltzmann constant.

We fixed the temperature T , chain length N , number of chains M as $T = 1.0$ and $N = 400$, and $M = 100$, respectively. During all simulations, the temperature was controlled using the Nosé-Hoover thermostat, with a time step of $\Delta t = 0.01$.

We varied the monomer density $\rho\sigma^3 (= NM\sigma^3/V)$ as 0.1, 0.3, 0.4, 0.5, and 0.55 both for the flexible and rigid chains. Besides, we adopted the monomer density $\rho = 0.85$ for the flexible chain with $\epsilon_\theta = 1.5$, which was a common choice for MD simulations both for linear [47, 48] and ring [41–44, 49] polymers. It should be noted that a rigid chain system with $\epsilon_\theta = 5$ displayed nematic ordering when the monomer densities exceeded $\rho = 0.55$, which is in agreement with the recent MD simulations reported in ref. 50. Therefore, the system of $\epsilon_\theta = 5$ at $\rho = 0.85$ was excluded from the analysis. The Kuhn length l_k was estimated as $l_k \simeq 2.79$ for $\epsilon_\theta = 1.5$ at $\rho = 0.85$ [42], and $l_k \simeq 10$ for $\epsilon_\theta = 5$ at $\rho = 0.1$ [17], respectively.

III. RESULTS AND DISCUSSION

A. Mean Square Displacement and Non-Gaussian Parameter

We first analyzed the mean square displacement (MSD) of the COM of ring polymer chains and the NGP of the COM displacement distribution. The mean value of the even power of the COM displacement is defined by

$$\langle \Delta r_{\text{COM}}^{2n}(t) \rangle = \left\langle \frac{1}{M} \sum_{m=1}^M |\mathbf{R}_m(t) - \mathbf{R}_m(0)|^{2n} \right\rangle, \quad (n = 1, 2, \dots), \quad (4)$$

where $\mathbf{R}_m(t)$ represents the COM position of m -th polymer chain at time t . Here, $\langle \dots \rangle$ denotes an average over the initial time. The second order with $n = 1$ corresponds to the MSD. Furthermore, the NGP for the center of mass (COM) displacement $\alpha_2(t)$ is defined by

$$\alpha_2(t) = \frac{3}{5} \frac{\langle \Delta r_{\text{COM}}^4(t) \rangle}{\langle \Delta r_{\text{COM}}^2(t) \rangle^2} - 1. \quad (5)$$

As mentioned in the Introduction, the NGP is a typical quantity to characterize DH in glass-forming liquids, which measures the non-Gaussianity, i.e., the degree of the deviation of the distribution function of the COM displacement from the Gaussian form during the time interval t .

The results of MSD and NGP are displayed in Fig. 1 by changing the monomer density ρ for $\epsilon_\theta = 1.5$ [(a) and (c)] and $\epsilon_\theta = 5$ [(b) and (d)], respectively. As the monomer density ρ increased, the diffusion of ring polymer chains significantly slowed down both for $\epsilon_\theta = 1.5$ and 5. Moreover, at higher densities, the MSD exhibits a sub-diffusive behavior with $\langle \Delta r_{\text{COM}}^2(t) \rangle \sim t^{3/4}$, followed by diffusion behavior observed at displacements larger than mean square gyration of radius $\langle R_g^2 \rangle$. Notably, the reduction in diffusion was more pronounced for the rigid chains with $\epsilon_\theta = 5$ compared to flexible chains with $\epsilon_\theta = 1.5$ at time scales corresponding to the onset of the diffusion process at the same monomer density. These observations are consistent with the calculations by Michieletto *et al.* [17] and Halverson *et al.* [43]. The mean square radius of gyration $\langle R_g^2 \rangle$ will be discussed in the next subsection with respect to Fig. 2.

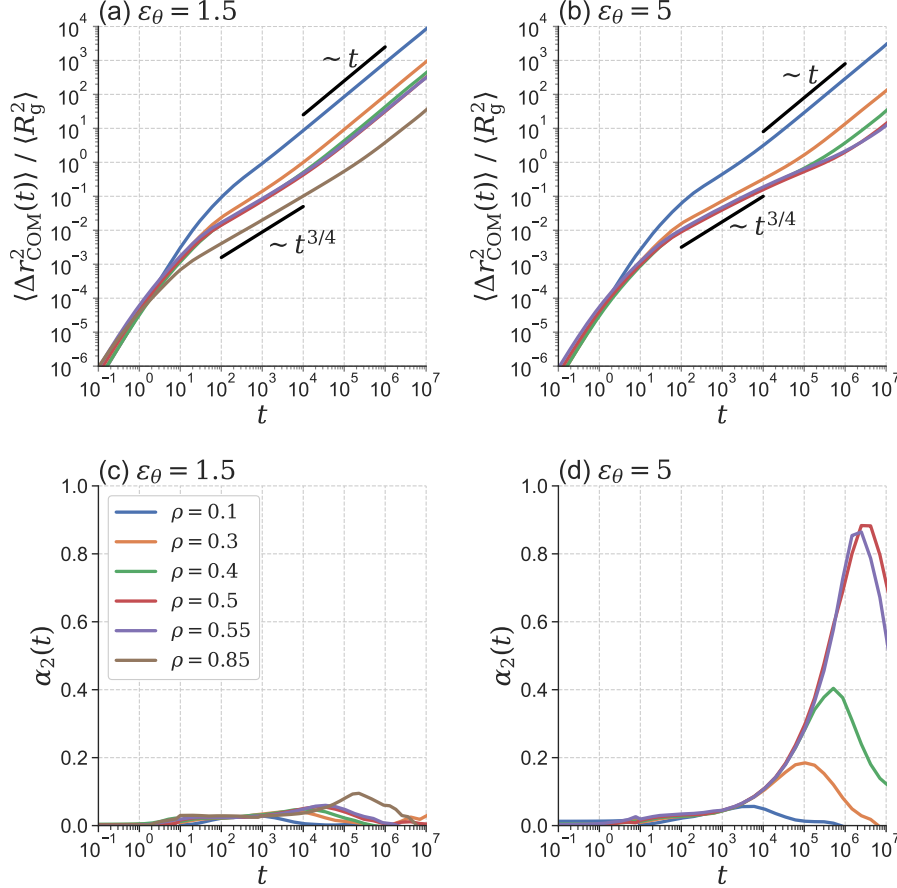


FIG. 1. Monomer density dependence of MSD $\langle \Delta r_{\text{COM}}^2(t) \rangle$ and NGP $\alpha_2(t)$ for $\varepsilon_\theta = 1.5$ [(a) and (c)] and for $\varepsilon_\theta = 5$ [(b) and (d)], respectively. Note that MSD is scaled by mean square gyration of radius $\langle R_g^2 \rangle$. In (a) and (b), the diffusive and sub-diffusive behaviors, $\langle \Delta r_{\text{COM}}^2(t) \rangle \sim t^\alpha$, are represented by black lines with $\alpha = 1$ and $\alpha = 3/4$, respectively. The monomer density $\rho = 0.85$ was analyzed only for $\varepsilon_\theta = 1.5$.

As demonstrated in Fig. 1(c), the NGP's value of flexible ring chains with $\varepsilon_\theta = 1.5$ remained relatively small ($\alpha_2(t) \lesssim 0.1$) at all investigated times and densities. This suggests that the distribution of the COM displacement $|\mathbf{R}_m(t) - \mathbf{R}_m(0)|$ follows a Gaussian distribution, which was previously reported in our work [41]. By contrast, for rigid ring chains, the increase in $\alpha_2(t)$ was more significant, showing peaks in a long time regime that approximately corresponded to the onset time scale of the diffusive behavior with $\langle \Delta r_{\text{COM}}^2(t) \rangle \sim t$, as demonstrated in Fig. 1(b) and (d). Namely, the DH was found to be more pronounced in rigid ring chains with $\varepsilon_\theta = 5$, similar to common observations in glass-forming liquids. An analogous glass-like heterogeneous dynamics was reported by Michieletto *et al.*, who analyzed the displacement distribution of rigid ring chains with $\varepsilon_\theta = 5$ up to $\rho = 0.4$ with $N = 500$ [17], as mentioned in the Introduction. The distinct observations in the NGP suggest that the underlying mechanism of the COM mobility differs significantly between flexible and rigid ring chains. Furthermore, the non-Gaussian behavior has been observed in linear polymer melts attributed to entanglement effects, as reported in ref. 41. Therefore, the

Gaussian behavior of flexible ring polymers, even at the dense melt density of $\rho = 0.85$, is noteworthy and provides a unique perspective on the dynamics of ring polymers.

B. Conformation of the Ring Chains: Radius of Gyration, Asphericity and Prolateness

It is important to examine the details regarding the conformation of rings and its relationship with the DH both for flexible and rigid chain stiffness. The radius of gyration provides a measure of the size of polymer chains. To gain a more sophisticated understanding of the shapes, the principal components the gyration tensor \mathbf{I} can be utilized, which allows for examination of the asphericity and prolateness of the polymer chains [51–54]. The gyration tensor for each ring chain is defined as $I_{\alpha\beta} = N^{-1} \sum_{i=1}^N \sum_{j=1}^N (\alpha_i - \alpha_j)(\beta_i - \beta_j)$, where α_i represents the α element of i -th bead with $\alpha, \beta (= x, y, z)$. Here, the square radius of gyration R_g^2 can be calculated as the summation of the eigenvalues λ_i ($i = 1, 2, 3$) of the gyration tensor \mathbf{I} as $R_g^2 = \lambda_1 + \lambda_2 + \lambda_3$, where the principle axes of iner-

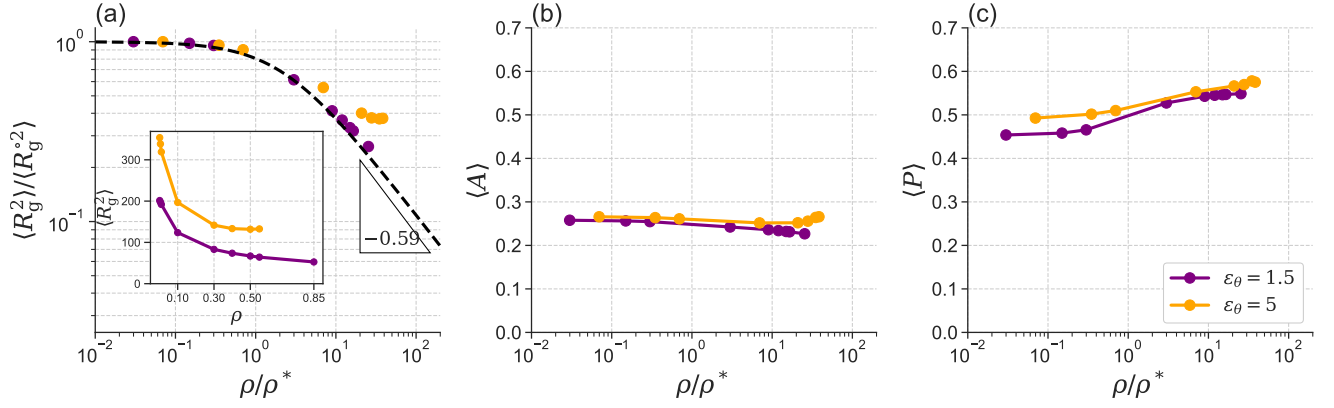


FIG. 2. Monomer density dependence of chain conformation characteristics: (a) mean square radius of gyration $\langle R_g^2 \rangle / \langle R_g^{o2} \rangle$, (b) asphericity A , and (c) prolateness P . In (a), the mean square radius of gyration is normalized by $\langle R_g^{o2} \rangle$, which represents the mean square radius of gyration at a density of $\rho = 0.001$. The raw data of $\langle R_g^2 \rangle$ as a function of ρ is also shown in Inset of panel (a). The black dotted line in (a) is the master curve, $\langle R_g^2 \rangle / \langle R_g^{o2} \rangle = [1 + 0.45(\rho/\rho^*)]^{-0.59}$. In each panel, the density is scaled density $\rho^* = 3N/(4\pi\langle R_g^{o2} \rangle^{3/2})$.

tia are chosen such that the diagonal elements are ordered as $\lambda_1 \geq \lambda_2 \geq \lambda_3$. Furthermore, the asphericity A and prolateness P were calculated from the following equations:

$$A = \frac{(\lambda_1 - \lambda_2)^2 + (\lambda_1 - \lambda_3)^2 + (\lambda_2 - \lambda_3)^2}{2(\lambda_1 + \lambda_2 + \lambda_3)^2}, \quad (6)$$

$$P = \frac{(2\lambda_1 - \lambda_2 - \lambda_3)(2\lambda_2 - \lambda_1 - \lambda_3)(2\lambda_3 - \lambda_1 - \lambda_2)}{2(\lambda_1^2 + \lambda_2^2 + \lambda_3^2 - \lambda_1\lambda_2 - \lambda_1\lambda_3 - \lambda_2\lambda_3)^{3/2}}. \quad (7)$$

The asphericity takes on values of $0 \leq A \leq 1$, where $A = 0$ corresponds to spherically symmetric object, and $A = 1$ corresponds to a polymer that is fully extended to form a rigid rod shape. The prolateness P is bounded between -1 and 1 , where $P = -1$ represents a fully oblate object such as a disk, and $P = 1$ represents a prolate object in the shape of a rigid rod. The gyration tensor was calculated for each chain and the time evolutions of R_g^2 , A , P were computed. The mean values $\langle R_g^2 \rangle$, $\langle A \rangle$ and $\langle P \rangle$ were evaluated by taking the average of these quantities over the time series data for each chain. It should be noted that the analysis of the gyration tensor was performed in various simulations of ring polymers [54–61].

Reigh and Yoon reported a universal scaling behavior of $\langle R_g^2 \rangle \sim \rho^{-0.59}$ for long ring polymers by Monte Carlo simulation of a lattice model [60]. This exponent -0.59 is significantly different from the value of -0.25 observed for linear polymers, which was a well-established prediction based on scaling arguments. This observation suggests ring chains form more compact conformations than linear chains. More recently, Cai *et al.* performed MD simulations of ring polymers using the KG model by varying chain lengths N up to 5120, and reported the same scaling behavior of $\langle R_g^2 \rangle \sim \rho^{-0.59}$. The master curve was heuristically proposed and given by

$$\langle R_g^2 \rangle / \langle R_g^{o2} \rangle = [1 + 0.45(\rho/\rho^*)]^{-0.59}, \quad (8)$$

where $\langle R_g^{o2} \rangle$ denotes the mean square radius of gyration in the dilute solutions. In addition, ρ^* corresponds to the overlap

density defined by $\rho^* = 3N/(4\pi\langle R_g^{o2} \rangle^{3/2})$. They also compared their simulation results with available experimental data, and found good agreement between simulations and experiments. Note that the ring polymer chains in their simulations were flexible because they did not incorporate any bending potentials.

Figure 2(a) shows the relative mean square radii of gyration $\langle R_g^2 \rangle / \langle R_g^{o2} \rangle$ as a function of the scaled density ρ/ρ^* . We estimated $\langle R_g^{o2} \rangle$ as the value of mean square radii of gyration $\langle R_g^2 \rangle$ both for flexible and rigid stiffness at a density of $\rho = 0.001$. This density corresponds to a sufficiently low scaled density ($\rho/\rho^* < 10^{-1}$), making it appropriate to consider $\rho = 0.001$ as a dilute solution both for flexible and rigid ring polymers. The data for flexible rings with $\epsilon_\theta = 1.5$ follow the master curve given by Eq. (8). However, a deviation from Eq. (8) was observed for rigid rings with $\epsilon_\theta = 5$, indicating that $\langle R_g^2 \rangle$ of rigid ring chains decreases slightly slower than that of flexible ring chains as the density is increased beyond $\rho/\rho^* \gtrsim 10$. The inset in Fig. 2 (a) shows the density ρ dependence of the mean square radii of gyrations $\langle R_g^2 \rangle$. This represents that the rigid rings are larger than flexible ones in all densities ρ .

Figure 2(b) and (c) show the average asphericity $\langle A \rangle$ and average prolateness $\langle P \rangle$, respectively, as functions of ρ/ρ^* . Interestingly, we found that the values of $\langle A \rangle$ and $\langle P \rangle$ approached saturation regardless of the bending energy ϵ_θ . In particular, the relatively small values of $\langle A \rangle \simeq 0.2$ suggest that the ring polymer adopt globular conformations, which remain valid across the densities examined. On the other hand, slightly large values of $\langle P \rangle \simeq 0.5$ indicate that the rings extend moderately in the direction of longest inertia axis. These imply that the shape of the rings is almost spherical and relatively insensitive to both ϵ_θ and ρ , provided that the chain length is sufficiently long compared to the Kuhn length scale.

C. Inter-penetration of Ring Chains

As shown in Fig. 2, while the shape of the polymer remained largely unchanged on average, there was a increase in the mean square radius of gyration $\langle R_g^2 \rangle$ when the chain stiffness increased to $\varepsilon_\theta = 5$. This suggests that the inter-molecular connectivity of ring chains may differs significantly between flexible and rigid chain stiffness. To explore this further, we calculated the radial distribution function for the COM of ring chains $g(r)$, and the results are presented in Fig. 3 as a function of the scaled length of $r/\langle R_g^2 \rangle^{1/2}$.

As observed in Fig. 3, $g(r)$ allowed us to characterize the degree of inter-penetration of ring polymers. In fact, we did not observe a pronounced peak of $g(r)$, but instead found finite values at the length scale of $r < \langle R_g^2 \rangle^{1/2}$, indicating that there is some degree of inter-penetration between the ring chains. The $g(r)$ became more broad with increasing the monomer density, suggesting that the chains are less separated from each other. Similar results of $g(r)$ were reported for flexible chains without the bending potential by Cai *et al.* [61] Additionally, as shown in Fig. 3(b), the degree of the inter-penetration became more significant as the bending energy increased to $\varepsilon_\theta = 5$. This observation is consistent with the larger mean square radius of gyration $\langle R_g^2 \rangle$ of rigid rings with $\varepsilon_\theta = 5$ compared to that of flexible rings of $\varepsilon_\theta = 1.5$ at the same density ρ . The difference in $\langle R_g^2 \rangle$ is also evident in Fig. 2, where the curve for $\varepsilon_\theta = 5$ is shifted to higher values of ρ/ρ^* compared to $\varepsilon_\theta = 1.5$. These results suggest that the competition between repulsive forces inside the ring and from adjacent rings plays a crucial role in determining the loop structure. While sufficiently flexible polymers tend to be more compact because the repulsion between neighboring rings overcomes the monomer bead repulsion inside a single chain, the rigid polymers tend to expand due to the long Kuhn length, leading to the inter-penetration of rings.

To analyze the number of inter-molecular connectivity, we considered virtually connected bonds between the COM of ring chains. In particular, for two polymers i and j with the COM positions \mathbf{r}_i and \mathbf{r}_j , they were considered to be virtually bonded if

$$r_{ij} < A_1 \langle R_g^2 \rangle^{1/2}, \quad (9)$$

with the value of $A_1 = 1$. Here, $r_{ij} = |\mathbf{r}_i - \mathbf{r}_j|$ is the distance between these COM. For each polymer, the number of virtual bonds Z_b , which represents the static coordination number, was counted. Figure 4 depicts the probability distribution $f(N_b)$ for ring polymers of $\varepsilon_\theta = 1.5$ (a) and $\varepsilon_\theta = 5$ (b) at varying the density ρ . In the case of flexible rings with $\varepsilon_\theta = 1.5$, the peak was observed at around 2 for most densities, except for $\rho = 0.1$, where N_b was predominantly 0, indicating that each ring chain was mostly isolated and did not correlated with each other. On the other hand, for rigid rings with $\varepsilon_\theta = 5$, we observed an increase in the peak position and width of $f(Z_b)$ as the density ρ increased. The monomer density ρ dependence of the mean value of N_b is shown in Fig. 4(c). Moreover, the spatial distribution of inter-molecular connectivity is visualized in Fig. 5. For ring polymers with $\varepsilon_\theta = 1.5$, bonds describing the connectivity of COM are sparse at the density

of $\rho = 0.55$. In contrast, bonds in more rigid ring polymers with $\varepsilon_\theta = 5$ are distributed more densely and continuously at the same density.

D. Rearrangements of Inter-molecular Connectivity

To examine rearrangements of inter-molecular connectivity of ring polymers, we analyzed the time evolution of virtual bonds. This reflects the exchange of initially bonded neighbors because the COM motion breaks old bonds and forms new ones. Although the average coordination number $\langle Z_b \rangle$ may remain constant, the neighboring COMs will be replaced with the new ones, thereby reshaping the cages around a tagged COM. A similar methodology, known as the bond-breakage method, is used to study the DH observed in glass-forming liquids [30, 62–65].

The virtual bond between two polymers i and j which had been counted to be formed at an initial time 0 through Eq. (9) was considered broken when

$$r_{ij}(t) > A_2 \langle R_g^2 \rangle^{1/2}, \quad (10)$$

after a time interval of t . To ensure bond-breaking insensitive to thermal fluctuations, the threshold value of $A_2 = 1.2$ was set slightly larger than $A_1 = 1$. The total number of surviving bonds, $N_b(t)$, was calculated from the initial time 0. The bond correlation function, $F_b(t) = \langle N_b(t)/N_b(0) \rangle$, was obtained by averaging over the configurations at $t = 0$. Figure 6 shows the results of $F_b(t)$ for $\varepsilon_\theta = 1.5$ (a) and $\varepsilon_\theta = 5$ (b), respectively. The characteristic time scale of $F_b(t)$ is related to that of the rearrangement of the local coordination by the neighboring COMs, according to the definition of the bond. The $F_b(t)$ was fitted to the stretched exponential function $F_b(t) = \exp[-(t/\tau_b)^\beta]$, where the exponent β represents the degree of the deviation from the exponential decay with $\beta = 1$. The average relaxation time $\langle \tau_b \rangle$ was then calculated from $\langle \tau_b \rangle = \int_0^\infty F_b(t) dt$, and estimated by $\langle \tau_b \rangle = (\tau_b/\beta) \Gamma(1/\beta)$ with the Gamma function $\Gamma(\dots)$. Figure 6(c) shows $\langle \tau_b \rangle$ as a function of the monomer density ρ . Our results demonstrate the increase in the average relaxation time $\langle \tau_b \rangle$ of $F_b(t)$ as the monomer density ρ increased, for both $\varepsilon_\theta = 1.5$ and $\varepsilon_\theta = 5$. The increase in $\langle \tau_b \rangle$ apparently obeys an exponential trend as a function of ρ , except at the dilute density of $\rho = 0.1$ for $\varepsilon_\theta = 1.5$, where the average coordination number $\langle Z_b \rangle$ is less than 1, indicating that polymer rings are nearly isolated (see Fig. 4(c)). Furthermore, we observed a more pronounced increase in $\langle \tau_b \rangle$ for rigid ring polymers with $\varepsilon_\theta = 5$, which is in accordance with the monomer density ρ dependence of $\langle Z_b \rangle$ (see again Fig. 4(c)).

We then examined the collective effects of bond rearrangements in ring polymers. For this purpose, the dynamic susceptibility of bond-breakage was calculated by the fluctuation function of the number of broken-bonds at different time intervals, t [63]. The number of the breakage-bond $B_i(t)$ between two times 0 and t for the i -th polymer was counted based on the conditions given in Eqs. (9) and (10). The degree of bond-breakage correlations can be characterized by the susceptibil-

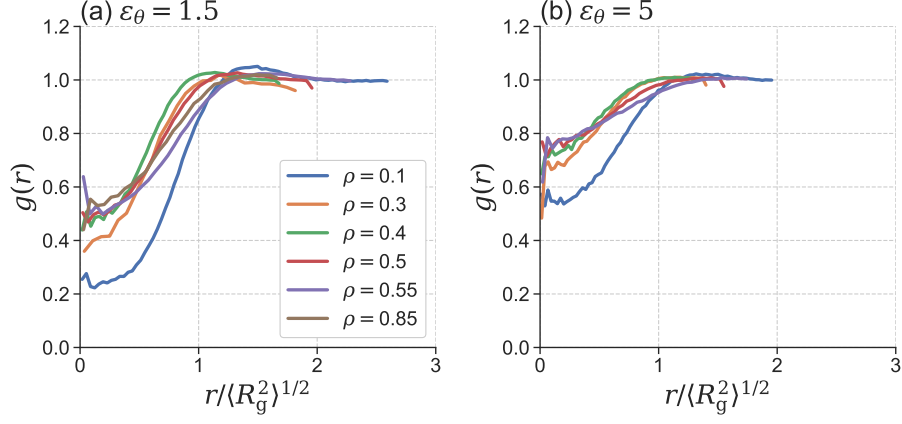


FIG. 3. Radial distribution function $g(r)$ for COM of ring polymers as a function of the scaled distance $r/\langle R_g^2 \rangle^{1/2}$. Results are shown for $\varepsilon_\theta = 1.5$ (a) and $\varepsilon_\theta = 5$ (b).

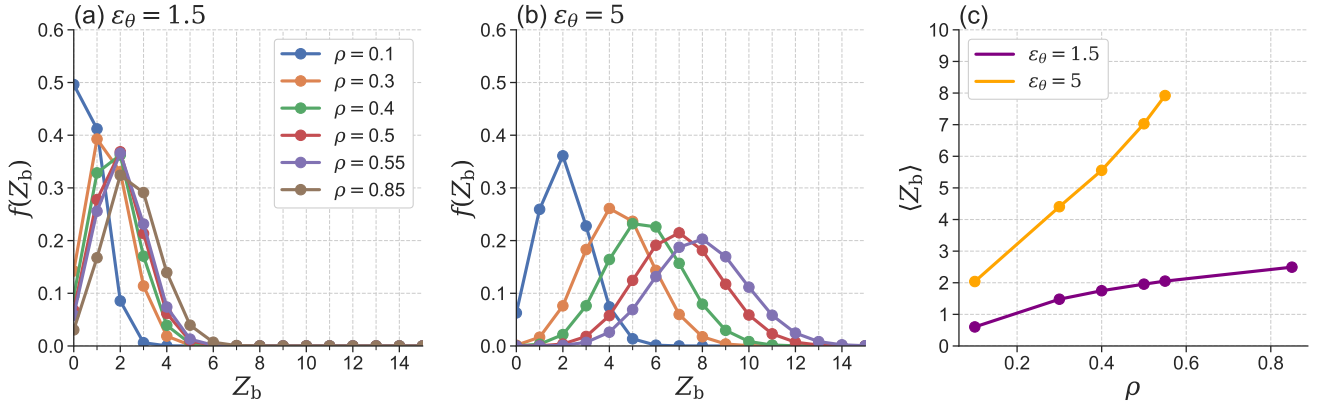


FIG. 4. Probability distributions of the number of virtual bonds, $f(Z_b)$, for ring polymers of $\varepsilon_\theta = 1.5$ (a) and $\varepsilon_\theta = 5$ (b). The virtual bonds are defined based on Eq. (9). Panel (c) shows the monomer density ρ dependence of the mean value of Z_b .

ity $\chi_b(t)$, which is defined as

$$\chi_b(t) = \frac{1}{M} \left\langle \sum_{i=1}^M \sum_{j=1}^M \delta B_i(t) \delta B_j(t) \right\rangle, \quad (11)$$

where $\delta B_i(t) = B_i(t)/2 - \langle B(t) \rangle$ represents the deviation from the average number of broken bonds. The average number of broken bonds can be estimated as $\langle B(t) \rangle = \langle \sum_{i=1}^M B_i(t)/2 \rangle / M$. Note that the factor 1/2 avoided double-counting of the bond-breakage between polymers i and j . Figure 7 illustrates the susceptibility of bond-breakage, $\chi_b(t)$, for different values of ε_θ and ρ . For flexible rings with $\varepsilon_\theta = 1.5$, the $\chi_b(t)$ shows relatively small values, whereas the peak of χ_b became pronounced ($\chi_b \sim 30$) at the highest density $\rho = 0.85$ investigated. In contrast, for rigid rings with $\varepsilon_\theta = 5$, the peaks show significant development with increasing monomer density, particularly at the time regimes where the MSD nearly reaches the diffusive behavior. At the density of $\rho = 0.55$, the peak height reaches $\chi_b \sim 90$. Therefore, the observed

NGP behavior in Fig. 1(c) and (d) is related to DH, which is also characterized by the bond-breakage susceptibility, $\chi_b(t)$. Interestingly, the results of $\alpha_2(t)$ and $\chi_b(t)$ suggest that ring polymers with $\varepsilon_\theta = 1.5$ exhibit spatial homogeneous dynamics, even in the sub-diffusion regime. In this perspective, the inter-chain interactions in flexible ring polymer melts display distinct characteristics, while rigid ring polymer melts exhibit interactions akin to “entanglements” in linear polymer melts.

Mei *et al.* have recently developed the polymer interaction site model (PRISM) as a microscopic theory for dense ring polymer melts [66, 67]. This theory proposes a partially inter-penetrating, two-step fractal structure model for each ring chain and provides a master curve for the chain length N dependence of the COM diffusion constant D . Although the PRISM theory has shown good agreement with MD simulations data for flexible ring polymers with $\varepsilon_\theta = 1.5$ [43], deviations from the master curve have been observed for rigid rings of $\varepsilon_\theta = 5$ [17]. To gain a deeper understanding of the underlying mechanism of emergence of DH in ring polymers

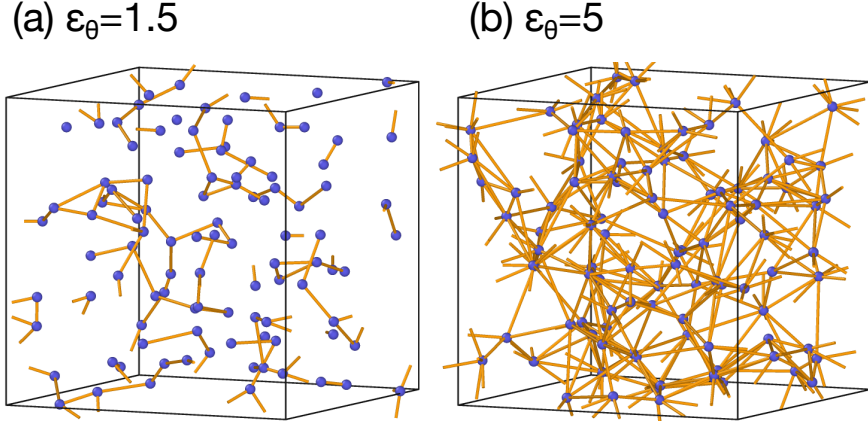


FIG. 5. Visualization of virtual bonds (yellow lines) between the COM of rings (blue spheres) for $\varepsilon_\theta = 1.5$ and $\rho = 0.55$ (a) and $\varepsilon_\theta = 5$ and $\rho = 0.55$ (b).

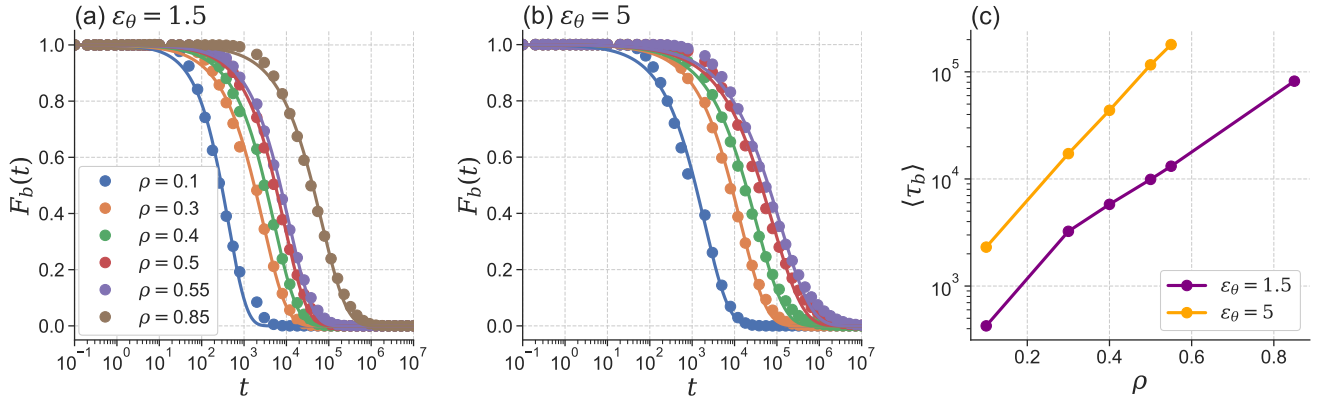


FIG. 6. Monomer density dependence of the bond correlation function $F_b(t)$ for $\varepsilon_\theta = 1.5$ (a) and $\varepsilon_\theta = 5$ (b), respectively. The solid line represents the fitting result obtained using the stretched exponential function, $F_b(t) \approx \exp[-(t/\tau_b)^\beta]$. Panel (c) shows the monomer density ρ dependence of the average relaxation time $\langle\tau_b\rangle$ of the bond correlation function $F_b(t)$.

melts, a combined effort between theory and simulation may be necessary. In particular, our MD simulation results analyzing DH can provide insights into the deviation from the master curves reported in ref. 67, and may facilitate a generalization of the theory by incorporating an activated hopping process [68].

IV. CONCLUSION

In conclusion, our MD simulations of ring polymer melts using the KG model have provided insights into the dynamics of flexible and rigid ring chains. By analyzing the NGP in the distribution of the COM displacement, we have found that more rigid ring chains exhibit a peak in the NGP in long time regimes, which increases with the monomer density. This suggests that the dynamics of rigid ring chains are affected by strong inter-molecular interactions and that the motion of the COM is correlated with each other. In contrast, more flex-

ible ring polymers exhibit relatively small non-Gaussianity, indicating that the COM mobility is almost uncorrelated with each other. The difference in non-Gaussianity between the two types of ring polymers suggests that the nature of the inter-molecular interactions changes significantly depending on the degree of chain stiffness.

The behavior of the radius of gyration R_g in relation to ρ depends on the stiffness of the ring polymer chains. In the case of more flexible rings, the R_g follows a master curve described by Eq. (8). However, this curve does not apply to rigid ring polymer melts. The deviation from the master curve can be explained by the competition between the shrinkage caused by the excluded volume of neighboring polymers and the expansion due to rigid chain stiffness. Specifically, flexible ring polymers tend to adopt a compact globule conformation due to the excluded volume interaction with their neighbors, while more rigid rings expand due to the long Kuhn length.

We have also analyzed the dynamics of bond-breakage between the COM of rings defined by using averaged radius

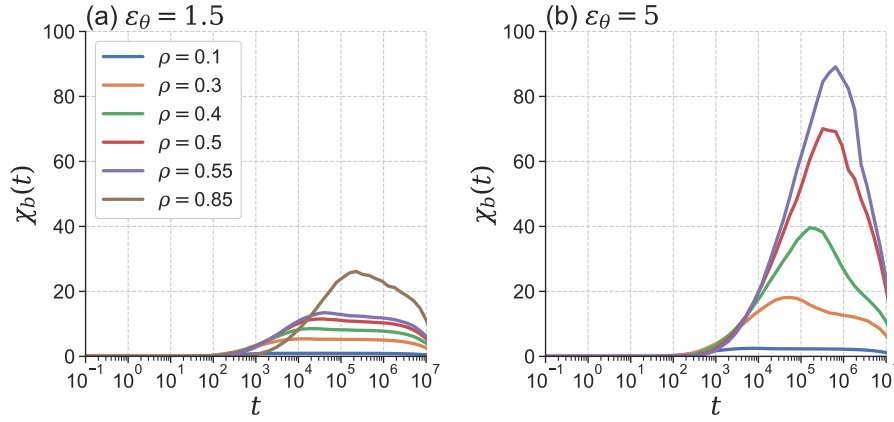


FIG. 7. Monomer density dependence of the dynamic susceptibility of bond-breakage $\chi_b(t)$ for $\varepsilon_\theta = 1.5$ (a) and $\varepsilon_\theta = 5$ (b), respectively.

of gyration, $\langle R_g^2 \rangle^{1/2}$. The network of bonds in rigid rings are continuous and dense, while those in flexible rings are sparsely distributed. Furthermore, the results for the dynamic susceptibility of bond-breakage are consistent with the non-Gaussianity in the displacement distribution, indicating that the DH of bond-breakage is coupled with the non-Gaussianity in diffusion in ring polymer melts.

Threading is commonly discussed in ring polymer melts, but the relationship with the bond-breakage dynamics remains unclear. Further investigation into the properties of threading in ring polymer melts with varying chain stiffness is warranted. Finally, we have found that flexible ring polymers exhibit sub-diffusion yet Gaussian distribution with unique dynamics. We suggest that the microscopic theory based on the PRISM for ring polymer melts will be useful for understanding the diffusion mechanisms of these systems.

ACKNOWLEDGMENTS

This work was supported by JSPS KAKENHI Grant-in-Aid Grant Nos. JP22H04542 and JP22K03550. This work

was also partially supported by JST, the establishment of university fellowships towards the creation of science technology innovation, Grant No. JPMJFS2125. We acknowledge support from the Fugaku Supercomputing Project (Nos. JPMXP1020230325 and JPMXP1020230327) and the Data-Driven Material Research Project (No. JPMXP1122714694) from the Ministry of Education, Culture, Sports, Science, and Technology. The numerical calculations were performed at Research Center of Computational Science, Okazaki Research Facilities, National Institutes of Natural Sciences (Project: 23-IMS-C052) and at the Cybermedia Center, Osaka University.

-
- [1] P. G. de Gennes, *Scaling Concepts in Polymer Physics* (Ithaca, N.Y., 1979).
 - [2] M. Doi and S. F. Edwards, *The Theory of Polymer Dynamics* (Oxford, 1986).
 - [3] M. Cates and J. Deutsch, Conjectures on the statistics of ring polymers, *J. Phys. France* **47**, 2121 (1986).
 - [4] A. Grosberg, Y. Rabin, S. Havlin, and A. Neer, Crumpled Globule Model of the Three-Dimensional Structure of DNA, *Europhys. Lett.* **23**, 373 (1993).
 - [5] T. Sakaue, Ring Polymers in Melts and Solutions: Scaling and Crossover, *Phys. Rev. Lett.* **106**, 167802 (2011).
 - [6] J. D. Halverson, J. Smrek, K. Kremer, and A. Y. Grosberg, From a melt of rings to chromosome territories: The role of topological constraints in genome folding, *Rep. Prog. Phys.* **77**, 022601 (2014).
 - [7] T. Ge, S. Panyukov, and M. Rubinstein, Self-Similar Conformations and Dynamics in Entangled Melts and Solutions of Nonconcatenated Ring Polymers, *Macromolecules* **49**, 708 (2016).
 - [8] J. Kim, J. M. Kim, and C. Baig, Intrinsic structure and dynamics of monolayer ring polymer melts, *Soft Matter* **17**, 10703 (2021).
 - [9] M. Müller, J. P. Wittmer, and M. E. Cates, Topological effects in ring polymers: A computer simulation study, *Phys. Rev. E* **53**, 5063 (1996).
 - [10] J. Smrek and A. Y. Grosberg, Minimal Surfaces on Unconcatenated Polymer Rings in Melt, *ACS Macro Lett.* **5**, 750 (2016).
 - [11] F. Landuzzi, T. Nakamura, D. Michieletto, and T. Sakaue, Persistence homology of entangled rings, *Phys. Rev. Research* **2**, 033529 (2020).

- [12] R. Staño, C. N. Likos, and J. Smrek, To thread or not to thread? Effective potentials and threading interactions between asymmetric ring polymers, *Soft Matter* **19**, 17 (2022).
- [13] E.-J. Donth, *The Glass Transition: Relaxation Dynamics in Liquids and Disordered Materials* (Berlin, Heidelberg, 2001).
- [14] W.-C. Lo and M. S. Turner, The topological glass in ring polymers, *EPL* **102**, 58005 (2013).
- [15] E. Lee, S. Kim, and Y. Jung, Slowing Down of Ring Polymer Diffusion Caused by Inter-Ring Threading, *Macromol. Rapid Commun.* **36**, 1115 (2015).
- [16] D. Michieletto and M. S. Turner, A topologically driven glass in ring polymers, *Proc. Natl. Acad. Sci. U.S.A.* **113**, 5195 (2016).
- [17] D. Michieletto, N. Nahali, and A. Rosa, Glassiness and Heterogeneous Dynamics in Dense Solutions of Ring Polymers, *Phys. Rev. Lett.* **119**, 197801 (2017).
- [18] D. Michieletto, D. Marenduzzo, E. Orlandini, and M. Turner, Ring Polymers: Threadings, Knot Electrophoresis and Topological Glasses, *Polymers* **9**, 349 (2017).
- [19] T. Sakaue, Topological free volume and quasi-glassy dynamics in the melt of ring polymers, *Soft Matter* **14**, 7507 (2018).
- [20] L. R. Gómez, N. A. García, and T. Pöschel, Packing structure of semiflexible rings, *Proc. Natl. Acad. Sci. U.S.A.* **117**, 3382 (2020).
- [21] J. Smrek, I. Chubak, C. N. Likos, and K. Kremer, Active topological glass, *Nat. Commun.* **11**, 26 (2020).
- [22] I. Chubak, C. N. Likos, K. Kremer, and J. Smrek, Emergence of active topological glass through directed chain dynamics and nonequilibrium phase segregation, *Phys. Rev. Research* **2**, 043249 (2020).
- [23] D. Michieletto and T. Sakaue, Dynamical Entanglement and Cooperative Dynamics in Entangled Solutions of Ring and Linear Polymers, *ACS Macro Lett.* **10**, 129 (2021).
- [24] I. Chubak, S. M. Pachong, K. Kremer, C. N. Likos, and J. Smrek, Active Topological Glass Confined within a Spherical Cavity, *Macromolecules* **55**, 956 (2022).
- [25] R. Böhmer, G. Hinze, G. Diezemann, B. Geil, and H. Sillescu, Dynamic heterogeneity in supercooled ortho-terphenyl studied by multidimensional deuteron NMR, *Europhys. Lett.* **36**, 55 (1996).
- [26] R. Richert and M. Richert, Dynamic heterogeneity, spatially distributed stretched-exponential patterns, and transient dispersions in solvation dynamics, *Phys. Rev. E* **58**, 779 (1998).
- [27] M. D. Ediger, Spatially Heterogeneous Dynamics in Supercooled Liquids, *Annu. Rev. Phys. Chem.* **51**, 99 (2000).
- [28] M. M. Hurley and P. Harrowell, Kinetic structure of a two-dimensional liquid, *Phys. Rev. E* **52**, 1694 (1995).
- [29] W. Kob, C. Donati, S. J. Plimpton, P. H. Poole, and S. C. Glotzer, Dynamical Heterogeneities in a Supercooled Lennard-Jones Liquid, *Phys. Rev. Lett.* **79**, 2827 (1997).
- [30] R. Yamamoto and A. Onuki, Kinetic Heterogeneities in a Highly Supercooled Liquid, *J. Phys. Soc. Jpn.* **66**, 2545 (1997).
- [31] C. Donati, J. F. Douglas, W. Kob, S. J. Plimpton, P. H. Poole, and S. C. Glotzer, Stringlike Cooperative Motion in a Supercooled Liquid, *Phys. Rev. Lett.* **80**, 2338 (1998).
- [32] M. M. Hurley and P. Harrowell, Non-Gaussian behavior and the dynamical complexity of particle motion in a dense two-dimensional liquid, *J. Chem. Phys.* **105**, 10521 (1996).
- [33] M. S. Shell, P. G. Debenedetti, and F. H. Stillinger, Dynamic heterogeneity and non-Gaussian behaviour in a model supercooled liquid, *J. Phys.: Condens. Matter* **17**, S4035 (2005).
- [34] E. Flenner and G. Szamel, Relaxation in a glassy binary mixture: Comparison of the mode-coupling theory to a Brownian dynamics simulation, *Phys. Rev. E* **72**, 031508 (2005).
- [35] E. J. Saltzman and K. S. Schweizer, Non-Gaussian effects, space-time decoupling, and mobility bifurcation in glassy hard-sphere fluids and suspensions, *Phys. Rev. E* **74**, 061501 (2006).
- [36] P. Chaudhuri, L. Berthier, and W. Kob, Universal Nature of Particle Displacements close to Glass and Jamming Transitions, *Phys. Rev. Lett.* **99**, 060604 (2007).
- [37] M. Aichele, Y. Gebremichael, F. W. Starr, J. Baschnagel, and S. C. Glotzer, Polymer-specific effects of bulk relaxation and stringlike correlated motion in the dynamics of a supercooled polymer melt, *J. Chem. Phys.* **119**, 5290 (2003).
- [38] S. Peter, H. Meyer, and J. Baschnagel, MD simulation of concentrated polymer solutions: Structural relaxation near the glass transition, *Eur. Phys. J. E* **28**, 147 (2009).
- [39] D. Pan and Z.-Y. Sun, Diffusion and Relaxation Dynamics of Supercooled Polymer Melts, *Chin. J. Polym. Sci.* **36**, 1187 (2018).
- [40] A. R. Brás, S. Gooßen, M. Krutyeva, A. Radulescu, B. Farago, J. Allgaier, W. Pyckhout-Hintzen, A. Wischniewski, and D. Richter, Compact structure and non-Gaussian dynamics of ring polymer melts, *Soft Matter* **10**, 3649 (2014).
- [41] S. Goto, K. Kim, and N. Matubayasi, Effects of chain length on Rouse modes and non-Gaussianity in linear and ring polymer melts, *J. Chem. Phys.* **155**, 124901 (2021), arxiv:2106.13467.
- [42] J. D. Halverson, W. B. Lee, G. S. Grest, A. Y. Grosberg, and K. Kremer, Molecular dynamics simulation study of nonconcatenated ring polymers in a melt. I. Statics, *J. Chem. Phys.* **134**, 204904 (2011).
- [43] J. D. Halverson, W. B. Lee, G. S. Grest, A. Y. Grosberg, and K. Kremer, Molecular dynamics simulation study of nonconcatenated ring polymers in a melt. II. Dynamics, *J. Chem. Phys.* **134**, 204905 (2011).
- [44] J. D. Halverson, G. S. Grest, A. Y. Grosberg, and K. Kremer, Rheology of Ring Polymer Melts: From Linear Contaminants to Ring-Linear Blends, *Phys. Rev. Lett.* **108**, 038301 (2012).
- [45] K. Kremer and G. S. Grest, Dynamics of entangled linear polymer melts: A molecular-dynamics simulation, *J. Chem. Phys.* **92**, 5057 (1990).
- [46] S. Plimpton, Fast Parallel Algorithms for Short-Range Molecular Dynamics, *J. Comput. Phys.* **117**, 1 (1995).
- [47] H.-P. Hsu and K. Kremer, Static and dynamic properties of large polymer melts in equilibrium, *J. Chem. Phys.* **144**, 154907 (2016).
- [48] H.-P. Hsu and K. Kremer, Detailed analysis of Rouse mode and dynamic scattering function of highly entangled polymer melts in equilibrium, *Eur. Phys. J. Spec. Top.* **226**, 693 (2017).
- [49] D. Parisi, S. Costanzo, Y. Jeong, J. Ahn, T. Chang, D. Vlasopoulos, J. D. Halverson, K. Kremer, T. Ge, M. Rubinstein, G. S. Grest, W. Srinin, and A. Y. Grosberg, Nonlinear Shear Rheology of Entangled Polymer Rings, *Macromolecules* **54**, 2811 (2021).
- [50] M. Q. Tu, O. Davydovich, B. Mei, P. K. Singh, G. S. Grest, K. S. Schweizer, T. C. O'Connor, and C. M. Schroeder, Unexpected Slow Relaxation Dynamics in Pure Ring Polymers Arise from Intermolecular Interactions, *ACS Polym. Au* **10**, 1021/acspolymersau.2c00069 (2023).
- [51] J. Aronovitz and D. Nelson, Universal features of polymer shapes, *J. Phys. France* **47**, 1445 (1986).
- [52] J. Rudnick and G. Gaspari, The asphericity of random walks, *J. Phys. A: Math. Gen.* **19**, L191 (1986).
- [53] G. Gaspari, J. Rudnick, and A. Beldjenna, The shapes of open and closed random walks: A 1/d expansion, *J. Phys. A: Math. Gen.* **20**, 3393 (1987).
- [54] O. Jagodzinski, E. Eisenriegler, and K. Kremer, Universal shape properties of open and closed polymer chains: Renormalization group analysis and Monte Carlo experiments, *J. Phys. I France*

- 2, 2243 (1992).
- [55] M. Bishop and J. P. J. Michels, The shape of ring polymers, *J. Chem. Phys.* **82**, 1059 (1985).
- [56] M. Bishop and C. J. Saltiel, Polymer shapes in two, four, and five dimensions, *J. Chem. Phys.* **88**, 3976 (1988).
- [57] G. Zifferer and W. Preusser, Monte Carlo Simulation Studies of the Size and Shape of Ring Polymers, *Macromol. Theory Simul.* **10**, 397 (2001).
- [58] K. Alim and E. Frey, Shapes of Semiflexible Polymer Rings, *Phys. Rev. Lett.* **99**, 198102 (2007).
- [59] E. J. Rawdon, J. C. Kern, M. Piatek, P. Plunkett, A. Stasiak, and K. C. Millett, Effect of Knotting on the Shape of Polymers, *Macromolecules* **41**, 8281 (2008).
- [60] S. Y. Reigh and D. Y. Yoon, Concentration Dependence of Ring Polymer Conformations from Monte Carlo Simulations, *ACS Macro Lett.* **2**, 296 (2013).
- [61] X. Cai, C. Liang, H. Liu, and G. Zhang, Conformation and structure of ring polymers in semidilute solutions: A molecular dynamics simulation study, *Polymer*, 124953 (2022).
- [62] R. Yamamoto and A. Onuki, Dynamics of highly supercooled liquids: Heterogeneity, rheology, and diffusion, *Phys. Rev. E* **58**, 3515 (1998).
- [63] H. Shiba, T. Kawasaki, and A. Onuki, Relationship between bond-breakage correlations and four-point correlations in heterogeneous glassy dynamics: Configuration changes and vibration modes, *Phys. Rev. E* **86**, 041504 (2012).
- [64] T. Kawasaki and A. Onuki, Slow relaxations and stringlike jump motions in fragile glass-forming liquids: Breakdown of the Stokes-Einstein relation, *Phys. Rev. E* **87**, 012312 (2013).
- [65] H. Shiba, Y. Yamada, T. Kawasaki, and K. Kim, Unveiling Dimensionality Dependence of Glassy Dynamics: 2D Infinite Fluctuation Eclipses Inherent Structural Relaxation, *Phys. Rev. Lett.* **117**, 245701 (2016).
- [66] Z. E. Dell and K. S. Schweizer, Intermolecular structural correlations in model globular and unconcatenated ring polymer liquids, *Soft Matter* **14**, 9132 (2018).
- [67] B. Mei, Z. E. Dell, and K. S. Schweizer, Microscopic Theory of Long-Time Center-of-Mass Self-Diffusion and Anomalous Transport in Ring Polymer Liquids, *Macromolecules* **53**, 10431 (2020).
- [68] B. Mei, Z. E. Dell, and K. S. Schweizer, Theory of Transient Localization, Activated Dynamics, and a Macromolecular Glass Transition in Ring Polymer Liquids, *ACS Macro Lett.* **10**, 1229 (2021).