

# Existence, Smoothness and Uniqueness (in smooth space) of the Navier-Stokes equation by using a new Boundary Integral representation.

Edmund Chadwick, e.a.chadwick@salford.ac.uk

May 25 2023

## Abstract

Consider an exterior space-time domain where the incompressible Navier-Stokes equation and continuity equation hold with no bodies or force fields present, and smooth velocity at initial time. This is equivalent to the velocity being impulsively instantaneously started into motion and further assume that this force impulse is bounded. A smooth solution with a Stokeslet far-field decay for all subsequent time is sought and found, demonstrating existence and smoothness. This is given by a space-time boundary integral velocity representation by a single layer potential linear distribution of Navier-Stokes fundamental solutions called NSlets. This is obtained by extending the theory of hydrodynamic potentials to also include a non-linear potential that subsequently drops out of the formulation. Zero initial velocity gives the null solution and so there can be only one smooth solution demonstrating uniqueness in smooth space, but this is not to say that there aren't other possible solutions in the wider class of non-smooth spaces.

## 1 Introduction

A general solution to the Navier-Stokes equation is one of the millennium problem challenges [19]. This challenge seeks to prove (or otherwise) that there exists a smooth solution satisfying the Navier-Stokes equation for the particular problem of a smooth divergence free velocity at initial time and an incompressible fluid filling all of space. So, non-smooth solutions such as jumps and bifurcations are not considered because a solution is sought that is restricted to  $C^\infty$  only. Existence and smoothness have been proven for the two-dimensional case, and is demonstrated

by Ladyzhenskaya [24] for the weak solution by using generalised functions. However, this approach has not successfully been extended to the three-dimensional unsteady problem. This is because of the question of blow-up of the solution due to a finite-time singularity. At small scale the inertial (transport) term dominates and the Navier-Stokes equation becomes supercritical and is demonstrated to blow up when considering averaged quantities [28]. Ramm [27] gives a velocity representation by a domain distribution of unsteady Stokeslets, with the non-linear velocity term within the domain integral itself. By using Fourier Transforms, he then is able to give bounds for the velocity and velocity derivative as well as demonstrate the solution is unique. However, it is unclear how this approach deals with blow-up and there has been a challenge to the accuracy of the analysis in the review [25] that suggests one of the integrals used in the analysis is non-integrable (unbounded). For the three-dimensional steady Stokes problem, Ladyzhenskaya also gives a strong solution by a different approach, using the theory of hydrodynamic potentials which uses Green's boundary integral method. Oseen [26] similarly gives solutions for the three dimensional steady Oseen flow, and also unsteady Stokes flow using Oseenlet and Stokeslet unsteady force impulse fundamental solutions. Chadwick [8] extends this approach giving a boundary integral representation for Navier-Stokes flow by introducing its fundamental solutions called NSlets. In this paper [8] the near field of the NSlet is assumed to be the Stokeslet. However, this is not the case and so the same difficulty as in [27] arises as the expected behaviour at small scale given in [28] is not replicated, particularly for turbulent flows associated with high Reynolds number.

Instead, in the present paper the NSlets are shown to reduce to Eulerlets near to their origin. This is a crucial difference that also indicates the difficulties in getting existence and smoothness proofs for the Navier-Stokes equation, since the Eulerlets contain unstable domain singularities [10] consequently giving the possibility of blow up [28] as well as turbulence. So by using standard approaches, it is difficult to see how this singular small scale nature can be treated mathematically to produce bounds for the solution, explaining why the Navier-Stokes equation is so difficult to solve.

However, in the present paper it is found that the integral flux of the Eulerlet in the boundary integral formulation is finite and can be evaluated removing this difficulty, and so for smooth initial conditions with no bodies or other force fields, the boundary integral representation in Chadwick [8] is able to be used in the present paper despite the singular and unstable nature of the Eulerlet. This follows the methodology of Oseen [26] that uses the Green's integral representation theory of hydrodynamic potentials for the linear problems of Oseen and Stokes flow. In Oseen's work, a potential by an integral along the radius variable (from its origin) is defined. Similarly, this approach is followed here for the non-linear Navier-Stokes equation which gives an additional non-linear potential, but it is shown

that this non-linear potential drops out across the integral boundary resulting in a velocity representation by a linear distribution of Navier-Stokes fundamental solutions (NSlets). Once in this linear form, existence, smoothness and uniqueness are obtained by following an approach similar to Ladyzhenskaya's strong solution for the three-dimensional steady Stokes problem by extending and developing it for a space-time domain. The space-time boundary can be moved near to the fluid point, where the fundamental solution approximates to the Eulerlet, and so the representation reduces to a linear distribution of Eulerlets with strength given by the force impulse distribution. Since the force impulse generating the flow is assumed bounded and the integral flux of the Eulerlet is bounded even though the Eulerlet itself is singular at its spatial origin, it is then shown that the velocity is bounded as well as its derivatives, so the solution exists and is smooth. Choosing the space-time boundary to be the space domain at initial time, the velocity is represented by a boundary integral distribution of NSlets such that the force impulse strength is given by the initial velocity. So, considering zero initial velocity leads to a zero velocity flow field at all subsequent time, demonstrating uniqueness in  $C^\infty$  only.

This boundary integral approach builds upon previous work on providing boundary integral formulations in incompressible fluid dynamics by the author which has incrementally developed Oseen's mathematical analysis for boundary integral representations and is outlined next. The work started by considering the far-field Oseen representation for large Reynolds number [1], which resulted in a far-field velocity representation by an integral distribution of Oseenlets [2] [20]. From this, a slender body theory in Oseen flow was developed [3], and verified experimentally in low-speed wind tunnels [6]. In the large Reynolds number limit, this then gives insight into the form of the near-field potential flow, and a slender wing theory in potential flow was developed [4] as well as an understanding of the underlying vortex flow structure [5] [11]. The work was then recast within a matched asymptotic framework but using a novel approach with the boundary integrals of the representations being matched. This was achieved at low Reynolds number for an outer Oseen flow and an inner Stokes flow [12] and also later in [17] [18] [16]. The method was also applied at high Reynolds number to matching an outer Oseen flow to an inner Euler flow [21] [14] [13] [9] [10]. This leads to a velocity representation in Euler flow by an integral distribution of Euler flow fundamental solutions called Eulerlets. As well, it is shown that the representation reduces to all the standard classic steady Euler flow models (potential aerofoil theory, vortex-lattice theory, thin-wing theory, slender-wing theory, slender-body theory) under the appropriate approximations [10]. Furthermore, this model was able to model bluff body flows by an Euler slip wake expected from the theory [10]. Work was then directed to producing a similar velocity representation in Navier-Stokes flow by an integral distribution of fundamental solutions for the

Navier-Stokes equation called NSlets [7] [8]. This was then successfully applied to flow past a circular cylinder at low Reynolds number, intermediate Reynolds number, and high Reynolds number, as well as high Reynolds number flow past a slender body with elliptical cross-section [8]. This was also shown to have at least the same accuracy as Kusunawa [22] for the problem of two-dimensional steady flow past a semi-infinite flat plate (Blasius solution). The Blasius solution requires solving a non-linear partial differential equation, but instead with this method the solution is given by a velocity represented by a Green's integral linear distribution of BL-lets [8].

## 2 Problem statement

This paper seeks to prove the following theorem.

**Theorem 1** *Consider the motion of a fluid in  $\mathbb{R}^3$  described by the incompressible Navier-Stokes equation and continuity equation, such that body forces are taken to be zero, for the unknown velocity field  $\in \mathbb{R}^3$  and pressure  $\in \mathbb{R}$  defined for time  $t \geq 0$ , with initial condition given for the velocity as a  $C^\infty$  divergence free vector field that decays like a Stokeslet in the far-field. Then, the pressure and velocity exist, are smooth and unique at all subsequent time with bounded energy.*

This theorem requires the following two lemmas.

**Lemma 1** *The problem can be restated as a boundary value problem in a space-time domain  $\Sigma_+$  enclosed by a hyper-surface  $\partial\Sigma$  between one spherinder (spherical cylinder) surface  $\partial\Sigma_X$  given by:  $x_1^2 + x_2^2 + x_3^2 = X^2$ ,  $t^2 = X^2$ ;  $x_1^2 + x_2^2 + x_3^2 \leq X^2$ ,  $t = X$ ; and  $x_1^2 + x_2^2 + x_3^2 \leq X^2$ ,  $t = -X$ ; and another spherinder surface  $V$  of vanishing (instantaneous) time interval given by:  $x_1^2 + x_2^2 + x_3^2 \leq X^2$ ,  $t = 0$ ; where  $\mathbf{x}$  is co-ordinate position and  $t$  is time, and  $X \rightarrow \infty$ , see figure 1.*

*The boundary conditions are: The spherinder hyper-surface  $V$  is the volume at initial time over which an instantaneous smooth force impulse distribution giving a total finite force impulse is applied; and over the far-field spherinder hyper-surface  $\partial\Sigma_X$  the flow field behaves like a Stokeslet.*

*The spherinder hyper-surfaces have defined normals (except in the limit approaching the edges), are smooth surfaces piece-wise connected, and so amenable to Green's boundary integral analysis. Green's analysis is performed in the space-time domain enclosed by the initial time and far-field space-time boundary integrals, and the vanishingly small space-time boundary enclosing the space-time point. A proof by ansatz is considered. So, in this domain it is assumed that the velocity and pressure (and therefore the NSlet velocity and pressure also) are  $C^\infty$*

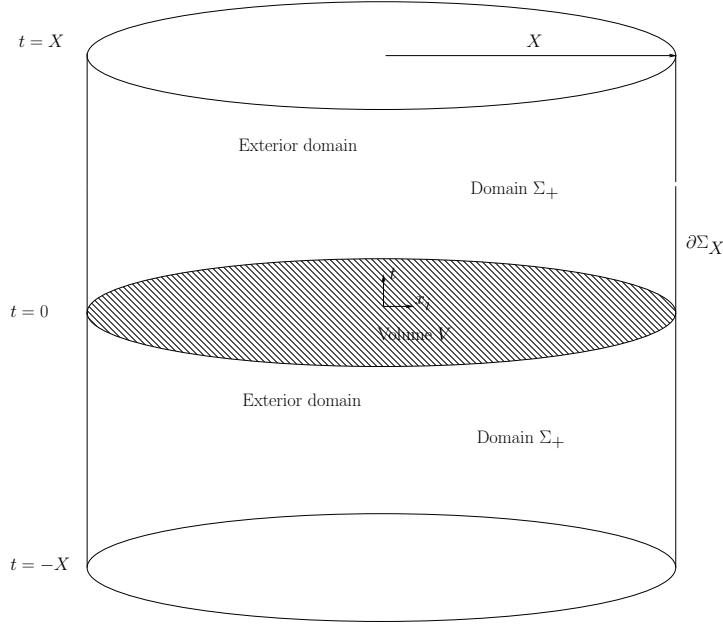


Figure 1: The space-time domain  $\Sigma^+$

smooth. This enables a solution for the velocity to be found by a Green's integral representation. From this solution it is then shown that a velocity and pressure which are  $C^\infty$  smooth exist, completing the proof by ansatz. (Of course, this proof by ansatz says nothing about whether or not non-smooth solutions exist as well and so this remains unanswered.) It is then shown that there can be only one solution, uniqueness, in the  $C^\infty$  smooth class. In particular, the Green's integral representation for the velocity  $u_k(\mathbf{x}, t)$  is given by a boundary integral distribution of NSlet fundamental solutions with strength given by (minus) the initial velocity, distributed over the all of space volume  $V$  at the initial time  $t = 0$  so

$$u_k(\mathbf{x}, t) = - \int_V u_i(\mathbf{x}', 0) u_{ki}(\mathbf{x} - \mathbf{x}', t) dV', \quad (1)$$

where  $u_{ki}$  is the  $i$ th velocity component of the  $k$ th NSlet,  $dV'$  is an element of the volume  $V$ , and the force impulse  $\mathbf{J}$  is given by

$$J_i = - \int_V u_i(\mathbf{x}', 0) dV', \quad (2)$$

where  $-u_i(\mathbf{x}, 0)$  is also the force impulse distribution. (It is noted that this automatically reduces to boundary integral formulations for the linearised Oseen and Stokes formulations as for this problem there is no flux through the surface.)

Proof: Given in Sections 3-8.

**Lemma 2** *The velocity representation at the space-time point  $(\mathbf{x}, t)$  can equivalently be given by a distribution of fundamental solutions over a small space-time spherinder surface  $\partial\Sigma_\epsilon$  enclosing the space-time point. The surface is parameterised by  $(\mathbf{x}', t')$  where  $|x_i - x'_i| = \epsilon$ ,  $t - \Delta t \leq x'_0 \leq t$ ; and  $0 \leq |x_i - x'_i| \leq \epsilon$ ,  $x'_0 = t - \Delta t$  and  $x'_0 = t$ . The constants  $\epsilon$  and  $\Delta t$  are let be as small as required to enable the approximation of the NSlet by the Eulerlet.*

The velocity is given by

$$u_k(\mathbf{x}, t) = \int_{\partial\Sigma_\epsilon} F_i(\mathbf{x}', t') u_{ki}(\mathbf{x} - \mathbf{x}', t - t') d\sigma', \quad (3)$$

where  $d\sigma'$  is an element of the hyper-surface and the force impulse  $\mathbf{J}$  is given by

$$J_i = \int_{\partial\Sigma_\epsilon} F_i(\mathbf{x}', t') d\sigma', \quad (4)$$

where  $F_i$  is a force impulse distribution. Taking  $\epsilon$  and  $\Delta t$  sufficiently small, the NSlet tends towards the Eulerlet and the velocity is represented by an integral over the curved part only of the spherinder surface  $\partial\Sigma_{\epsilon^*}$  given by  $|x_i - x'_i| = \epsilon$ ,  $t - \Delta t \leq x'_0 \leq t$  only. This is

$$u_k(\mathbf{x}, t) = u_k(\mathbf{x}, t - \Delta t) + \int_{\partial\Sigma_{\epsilon^*}} F_i(\mathbf{x}', t') u_{ki}^E(\mathbf{x} - \mathbf{x}', t - t') d\sigma' (1 + O(f(\epsilon))), \quad (5)$$

for the velocity Eulerlet  $u_{ki}^E$  and bounded function  $f(\epsilon)$ . From this, it is shown that if the initial velocity  $u_k(\mathbf{x}, 0)$  is smooth, then the velocity  $u_k(\mathbf{x}, t)$  is bounded and smooth also, and so also the pressure from the Helmholtz theorem. Similarly, the NSlet velocity and pressure are shown to be bounded and smooth for any point away from its origin where it is singular.

Proof: Given in Section 9.

### 3 Governing Equations

Consider the incompressible Navier-Stokes equation and continuity equation given by

$$\rho f_i = \rho u_{i;0} + \rho u_j u_{i;j} + p_{;i}^\dagger - \mu u_{i;jj} = 0, \quad u_{i;i} = 0, \quad (6)$$

where  $f_i(\mathbf{x}')$  is the body force taken to be zero,  $u_i(\mathbf{x}')$  is the velocity,  $p^\dagger(\mathbf{x}')$  is the pressure,  $\rho$  is the fluid density and  $\mu$  is the dynamic viscosity. The capital

index refers to space-time co-ordinates  $x'_I$ ,  $0 \leq I \leq 3$  with  $x'_0$  being the time variable, and a lower index refers to spatial Cartesian co-ordinates  $x'_i$ ,  $1 \leq i \leq 3$ . The analysis in this paper uses lengthy complex terms including differentials that intricately mix the physical variables and fundamental solutions. In order to make these expressions sufficiently concise and readable, the Einstein summation index convention is used, and so  $a_I b_I = a_0 b_0 + a_1 b_1 + a_2 b_2 + a_3 b_3$ . We also borrow the General Relativity derivative representation by a semi-colon and by a comma. However, here the semi-colon represents a derivative with respect to the primed Cartesian co-ordinate  $x'_I$  such that  $\frac{\partial g(\mathbf{x}')}{\partial x'_I} = g_{;I}$ , for some function  $g$ . The primed co-ordinate will refer to an integrated value over the boundary integral given later in the Green's Boundary Integral Method. To reduce the number of parameters in the problem ( $\rho$  and  $\mu$ ) from two to one, it is usual to express the quantities in dimensionless form, giving a single parameter which is the Reynolds number. However, for this problem there is no body and therefore no characteristic length, and so this is not possible. To overcome this, Fefferman [19] considers dividing by  $\rho$  to get

$$f_i = u_{i;0} + u_j u_{i;j} + p_{;i} - \nu u_{i;jj} = 0, \quad u_{i;i} = 0, \quad (7)$$

where  $p(\mathbf{x}')$  is the pressure for a density of one (or pressure divided by the density constant), and now  $\nu = \mu/\rho$  which is the kinematic viscosity is the only parameter in the equation. (Comparing to the dimensionless Navier-Stokes equation, then  $\nu$  is in the position of the reciprocal of the Reynolds number with Bernoulli pressure (ignoring the half) used as the characteristic pressure, which provides an easy way to transform into dimensionless form for other problems where there is a characteristic body length.)

This way of representing the Navier-Stokes equation is used widely by those working on the Navier-Stokes millennium problem, and so it shall also be followed here. For ease of use, like Fefferman and others, we call  $p$  the pressure from now on, but to obtain the standard boundary integral formulation the actual pressure is easily inserted back into the expression from  $p^\dagger = \rho p$ .

The millennium problem is for the time dependent problem, and so to solve this problem we must consider the space-time domain and the three fundamental solutions to equation (7)  $1 \leq k \leq 3$  which we call NSlets, that are generated by applying unit impulse forces in the  $k$  direction at the point  $x_I = x'_I$ , and such that the solutions decay and vanish in the far-field. Using the Dirac delta function notation, this is described by

$$f_{ki} = u_{ki,0} + u_{\mathbf{k}j} u_{ki;j} + p_{k,i} - \nu u_{ki;jj} = -\delta(x_I - x'_I) \delta_{ki}, \quad u_{ki,i} = 0, \quad (8)$$

where the first index  $k$ , denotes the  $k$ th solution. The comma represents a derivative with respect to the Cartesian co-ordinate  $x_I$  such that  $\frac{\partial g(\mathbf{x}-\mathbf{x}')}{\partial x_I} = g_{,I}$ .

A bold index does not use the Einstein summation index convention, and so  $a_{\mathbf{k}}b_{\mathbf{k}} = a_1b_1$  for  $k = 1$ ,  $a_{\mathbf{k}}b_{\mathbf{k}} = a_2b_2$  for  $k = 2$  and  $a_{\mathbf{k}}b_{\mathbf{k}} = a_3b_3$  for  $k = 3$ . The term  $\delta_{ki}$  is Kronecker delta, such that  $\delta_{ki} = 1$  for  $i = k$ , and  $\delta_{ki} = 0$  for  $i \neq k$ . The Dirac delta function  $\delta(x_I - x'_I)$  is given in space-time, and so  $\delta(x_I - x'_I) = \delta(x_0 - x'_0)\delta(x_1 - x'_1)\delta(x_2 - x'_2)\delta(x_3 - x'_3)$ , where the Dirac delta function  $\delta(x_0 - x'_0)$  (for example) is defined as being zero everywhere except at  $x_0 = x'_0$  such that  $\int_a^b \delta(x_0 - x'_0)dx_0 = 1$  if  $a < x'_0$  and  $b > x'_0$ , and is zero otherwise. Hence, the Dirac delta function is a notation and the description (8) should be read as the equation

$$\int_{\partial\Sigma_c} f_{kiJ}n_Jd\sigma = -\delta_{ki} \quad (9)$$

where:  $\partial\Sigma_c$  is a closed space-time hyper-surface boundary enclosing the point  $x'_I$  having an outward pointing normal  $n_J$ , and  $d\sigma$  is an element of the boundary; and the function  $f_{kiJ}$  is given by

$$f_{kiJ} = u_{ki}\delta_{0J} + u_{\mathbf{k}j}u_{\mathbf{k}i} + p_k\delta_{ij} - \nu u_{ki,j}, \quad (10)$$

where the vector product with mixed space-time and spatial indices is defined as  $a_jb_j = a_1b_1 + a_2b_2 + a_3b_3$ . We note that (9) can also be rewritten in terms of an integral of the primed co-ordinate. In this case, the unit normal at the point  $x_I$  for the surface integral over elements  $d\sigma$  enclosing the primed co-ordinate  $x'_I$  is minus the unit normal at the primed co-ordinate point  $x'_I$  for the surface integral over elements  $d\sigma'$  enclosing the co-ordinate  $x_I$ , see figure 2.

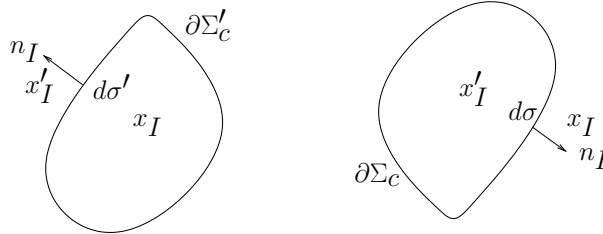


Figure 2: The normal direction between integrations for the primed and unprimed co-ordinate

So

$$n_Jd\sigma' = -n_Jd\sigma, \quad (11)$$

and

$$\int_{\partial\Sigma'_c} f_{kiJ}n_Jd\sigma' = \delta_{ki}, \quad (12)$$

where  $\partial\Sigma'_c$  is the reflection about all four space-time axes of the boundary  $\partial\Sigma_c$ , see figure 2.



## 4 NSlet asymptotic approximations

Existence, smoothness and uniqueness is established from the velocity representation by NSlets. This representation is obtained from the theory of hydrodynamic potentials, see for example [24]. This requires the evaluation of boundary integrals near to and far from a fluid point, and so the near-field and far-field asymptotic approximations of the NSlet. So in this section, consider approximations to the NSlet near to and far from its origin. It shall be shown that near to its origin, the NSlet approximates to the Eulerlet, and far from its origin, the NSlet approximates to the Stokeslet.

### 4.1 Near to the origin: the Eulerlet

First, consider the NSlet close to its origin  $x_I = x'_I$ . We shall find that this approximates to the Eulerlet, and this is demonstrated next. From the NSlet equation (8), it is seen that if the time dependent term  $u_{ki,0}$  doesn't contribute to the integral flux represented by the term  $\delta\delta_{ki}$ , then the velocity would be multiplied by the factor  $\delta(x_0)$  since all the other terms involve spatial derivatives only. However, such a velocity has no solution for  $x'_0 \neq x_0$  and so is not a meaningful solution to (8). This means that the time-dependent term in the NSlet must contribute to the integral flux. (This does not mean that steady state problems cannot be tackled, as the fundamental solution for steady state problems is for unit forces and not unit force impulses, and the steady state problem is obtained by integrating through all time the time-dependent problem.) Consider the dimensional size of the velocity, time and distance close to the NSlet to be  $U$ ,  $T$  and  $L$  respectively. Then this time dependent term has dimensions  $UT^{-1}$  and the flux has dimensions  $L^{-3}T^{-1}$ , so the velocity goes as  $U \sim L^{-3}$ . It is now possible to compare the orders of the other terms, so  $u_{kj}u_{ki,j} \sim L^{-7}$  and  $u_{ki,jj} \sim L^{-5}$ . This means that the velocity becomes increasingly singular such that the local Reynolds number defined as  $UL/\nu$  tends to infinity, and to leading order the viscous term drops out, and so the velocity tends toward the Eulerlet velocity  $u_{ki} \sim u_{ki}^E$ . Similarly, let the pressure tend to an Euler pressure given by  $p_k \sim p_k^E + p_k^B$ . Then substituting into (8) the Eulerlet velocity and pressure satisfy  $u_{ki,0}^E + u_{kj}^E u_{ki,j}^E + p_{k,i}^E + p_{k,i}^B = -\delta\delta_{ki}$  where  $\delta$  is a function of  $x_I - x'_I$ , and so  $\delta(x_I - x'_I)$  as given in (8). The Eulerlet has been given in [10] and is found by letting

$$u_{kj}^E u_{ki,j}^E + p_{k,i}^B = 0 \quad (13)$$

and

$$u_{ki,0}^E + p_{k,i}^E = -\delta\delta_{ki}. \quad (14)$$

Although the equation (13) has no time dependency, the equation (14) does, leading to a solution dependent on time. In particular, it is noted that the Dirac

delta function  $\delta$  is for four-dimensional space-time and not three-dimensional space. We can now determine the Eulerlet velocity and pressure  $u_{ki}^E$  and  $p_k^E$  by solving the equation (14), and give the resulting Bernoulli pressure term  $p_k^B$  from (13).

The pressure term  $p_k^E$  is determined by taking the divergence of (14) to get  $p_{k,ii}^E = -\delta_{,k}$ . Letting  $p_k^E = \delta(x_0 - x'_0)p_{,k}^*$  gives  $p_{,ii}^* = -\delta(x_i - x'_i)$  and so  $p^* = \frac{1}{4\pi R}$  where  $R$  is the radius from the NSlet origin such that  $R^2 = (x_i - x'_i)(x_i - x'_i)$ , which gives

$$p_k^E = \frac{\delta(x_0 - x'_0)}{4\pi} \left[ \frac{1}{R} \right]_{,k}. \quad (15)$$

Substituting the pressure (15) into (14) then gives

$$u_{ki,0}^E = -\delta\delta_{ki} - \frac{\delta(x_0 - x'_0)}{4\pi} \left[ \frac{1}{R} \right]_{,ki} \quad (16)$$

which integrates up to give

$$u_{ki}^E = -H(x_0 - x'_0)\delta(x_i - x'_i)\delta_{ki} - \frac{1}{4\pi}H(x_0 - x'_0) \left[ \frac{1}{R} \right]_{,ki} \quad (17)$$

where  $H(x_0 - x'_0)$  is the Heaviside function  $H(x_0 - x'_0) = 1$  for  $x_0 > x'_0$  and zero otherwise. So, the Eulerlet is dependent on time through the Heaviside function being zero before time  $x_0 = x'_0$  and generally non-zero afterwards. It is also clear that the Eulerlet is not simply a source potential, in particular the first term in (17) has a singular delta function which in the steady case gives a singular wake line in the flow field for the steady Eulerlet [10], and so is not based on a simple potential flow. For  $R > 0$ , then  $u_{ki}^E = \phi_{k,i}^E = -\frac{1}{4\pi} \left[ \frac{1}{R} \right]_{,ki}$ , and

$$\begin{aligned} p_{k,i}^B &= -\phi_{\mathbf{k},j}^E \phi_{\mathbf{k},ji}^E = \left[ -(1/2)\phi_{\mathbf{k},j}^E \phi_{\mathbf{k},j}^E \right]_{,i} \\ p_k^B &= -(1/2)\phi_{\mathbf{k},j}^E \phi_{\mathbf{k},j}^E = -(1/2)u_{\mathbf{k},j}^E u_{\mathbf{k},j}^E, \end{aligned} \quad (18)$$

which is the Bernoulli pressure.

We can check the Eulerlet contribution from (14), which is

$$\begin{aligned}
\int_{\partial\Sigma_\delta} (u_{ki}^E n_0 + p_k^E n_i) d\sigma &= \int_{V_R} \left( -\delta(x_i - x'_i) \delta_{ki} - \frac{1}{4\pi} \left[ \frac{1}{R} \right]_{,ki} \right) dV \\
&\quad + \int_T \int_{S_R} \frac{\delta(x_0 - x'_0)}{4\pi} \left[ \frac{1}{R} \right]_{,k} n_i dS dt \\
&= -\delta_{ki} - \frac{1}{4\pi} \int_{V_R} \left[ \frac{1}{R} \right]_{,ki} dV \\
&\quad - \frac{1}{4\pi} \int_{S_R} \frac{(x_k - x'_k)(x_i - x'_i)}{R^3} \frac{1}{R} dS \\
&= -\delta_{ki} + \frac{1}{3} \delta_{ki} - \frac{1}{3} \delta_{ki} \\
&= -\delta_{ki}, \tag{19}
\end{aligned}$$

where the boundary  $\partial\Sigma_\delta$  is defined as the boundary consisting of the set of points  $x_I$  centred on  $x'_I$  including: those such that  $(x_j - x'_j)(x_j - x'_j) = R^2$  and  $-T \leq x_0 - x'_0 \leq T$  with outward pointing normal  $n_j = (x_j - x'_j)/R$ , those such that  $0 \leq (x_j - x'_j)(x_j - x'_j) \leq R^2$  and  $x_0 - x'_0 = T$  with outward pointing normal  $n_0 = 1$ , and finally those such that  $0 \leq (x_j - x'_j)(x_j - x'_j) \leq R^2$  and  $x_0 - x'_0 = -T$  which give no contribution because  $H(x_0 - x'_0) = 0$ , see figure 3. So,  $\partial\Sigma_\delta$  and all the boundary surfaces considered are piecewise continuous Lyapunov surfaces so have defined normals up to the piecewise corners, and so the Green's boundary integral and flux conditions hold. The values of  $T$  and  $R$  are considered small, the volume  $V_R$  is the volume of the sphere of radius  $R$ , and the surface  $S_R$  is the surface of the sphere of radius  $R$ . So, when a space-time infinitesimal element  $d\sigma$  is over the same time, then  $d\sigma = dV$ , the volume infinitesimal element, and when a space-time infinitesimal element  $d\sigma$  doesn't move over time, then  $d\sigma = ds dt$ , where  $ds$  is an infinitesimal surface and  $dt$  is an infinitesimal change in time. Additionally, it is

noted that the viscous contribution in (8) is zero since

$$\begin{aligned}
& \int_{\partial\Sigma_\delta} \nu u_{ki,j}^E n_j d\sigma \\
&= -\frac{\nu}{4\pi} \int_0^T \int_{S_R} \left[ \frac{1}{R} \right]_{,kij} n_j ds dt \\
&= -\frac{\nu T}{4\pi} \int_{S_R} \left[ -\frac{(x_k - x'_k)}{R^3} \right]_{,ij} n_j ds \\
&= -\frac{\nu T}{4\pi} \int_{S_R} \left[ \frac{R^3 \delta_{ki} - 3R(x_i - x'_i)(x_k - x'_k)}{R^6} \right]_{,j} n_j ds \\
&= -\frac{\nu T}{4\pi} \int_{S_R} \left[ \frac{-3R^2 \delta_{ki} + 9(x_i - x'_i)(x_k - x'_k)}{R^6} \right] ds \\
&= -\frac{\nu T}{4\pi} \int_{S_R} \left[ \frac{-3R^2 \delta_{ki} + 9\delta_{ki}(x_1 - x'_1)(x_1 - x'_1)}{R^6} \right] ds \\
&= -\frac{\nu T}{4\pi} \int_{S_R} \left[ \frac{-3R^2 \delta_{ki} + 3(x_j - x'_j)(x_j - x'_j)\delta_{ki}}{R^6} \right] ds \\
&= 0, \tag{20}
\end{aligned}$$

where we have used  $x_{k,i} = \delta_{ki}$ ,  $(x_j - x'_j)(x_j - x'_j) = R^2$ , and we have made some use of the symmetry properties of the integral. So, the Eulerlet also satisfies the equation for the NSlet (8). However, the Eulerlet is not the NSlet even though it satisfies the NSlet equation because it does not decay in the far-field.

Similarly, we can show equation (13) holds since

$$\begin{aligned}
& \int_{\partial\Sigma_\delta} u_{\mathbf{k}j}^E u_{\mathbf{k}i}^E n_j + p_{\mathbf{k}}^B n_i d\sigma \\
&= \int_{\partial\Sigma_\delta} \phi_{\mathbf{k},j}^E \phi_{\mathbf{k},i}^E n_j - (1/2) \phi_{\mathbf{k},j}^E \phi_{\mathbf{k},j}^E n_i d\sigma \\
&= 0 \tag{21}
\end{aligned}$$

from the symmetry of the surface  $\partial\Sigma_\delta$ .

## 4.2 Far from the origin: the Stokeslet

Far from the origin, the velocity decays to zero, and so the quadratic term disappears giving the time-dependent Stokeslet defined by

$$u_{ki,0}^S + p_{k,i}^S - \nu u_{ki,jj}^S = -\delta\delta_{ki}, \quad u_{ki,i}^S = 0. \tag{22}$$

We note that this is also the time dependent Oseenlet in a reference frame moving with velocity  $U$ , more usually attributed to far-field representations. The steady Stokeslet solution cannot be used here, as it does not satisfy the unit force impulse but instead the unit force, as the term  $\delta$  is the Dirac delta function in four-dimensional space time and not in three-dimensional space. This fundamental solution for the Stokes equation appears to have been given first by Oseen [26] and later named the Stokeslet. The Stokeslet solution is given in the appendix from Fourier Transforms following the approach of Chan and Chwang [15] as

$$u_{ki}^S = \frac{1}{4\pi\nu} H(x_0 - x'_0) \left( \frac{\text{erf}\eta}{R} \right)_{,0} \delta_{ki} - \frac{1}{4\pi} H(x_0 - x'_0) \left( \frac{\text{erf}\eta}{R} \right)_{,ki} \quad (23)$$

where  $\eta = \frac{R}{\sqrt{4\nu(x_0 - x'_0)}}$ , and

$$p_k^S = \frac{\delta(x_0 - x'_0)}{4\pi} \left[ \frac{1}{R} \right]_{,k} \quad (24)$$

for the pressure.

## 5 Formulation of the Boundary Integral

We now follow Green's Boundary Integral formulation in [8], as used by Oseen [26]. Oseen starts with the integral given in the theory of hydrodynamic potentials (described, for example, in [24])

$$\int_{\Sigma} [f_i u_{ki} - f_{ki} u_i] d\Sigma' = 0 \quad (25)$$

integrated over the primed Cartesian co-ordinate  $x'_l$  such that in the integrand the terms are functions of the following variables:  $f_i(x'_l)$  given by equation (7),  $u_i(x'_l)$  which is the fluid velocity,  $u_{ki}(x_l - x'_l)$  which is the  $i$ th component of velocity for the  $k$ th NSlet Green's function centred at  $x_l = x'_l$ , and  $f_{ki}(x_l - x'_l)$  which is given by equation (8).

Since the NSlet is undefined at  $x_l = x'_l$ , then this point is omitted from  $\Sigma$ . Define  $\Sigma$  as consisting of two domains, one exterior to a surface boundary  $S(x'_l)$  between the boundaries  $\partial\Sigma_\delta$  and  $\partial\Sigma_X$ , and the other interior to the surface boundary  $S(x'_l)$ . Here, the boundary  $\partial\Sigma_\delta$  is defined in section 4.1, but now over an integration of the  $x'_l$  co-ordinates, centred on  $x_l$ . Similarly, the boundary  $\partial\Sigma_X$  is defined such that it consists of the set of points  $x'_l$  including: those such that  $(x'_j - x_j)(x'_j - x_j) = X^2$  and  $-X \leq x'_0 < 0$  or  $0 < x'_0 \leq X$ , those such that  $0 \leq (x'_j - x_j)(x'_j - x_j) \leq X^2$  and

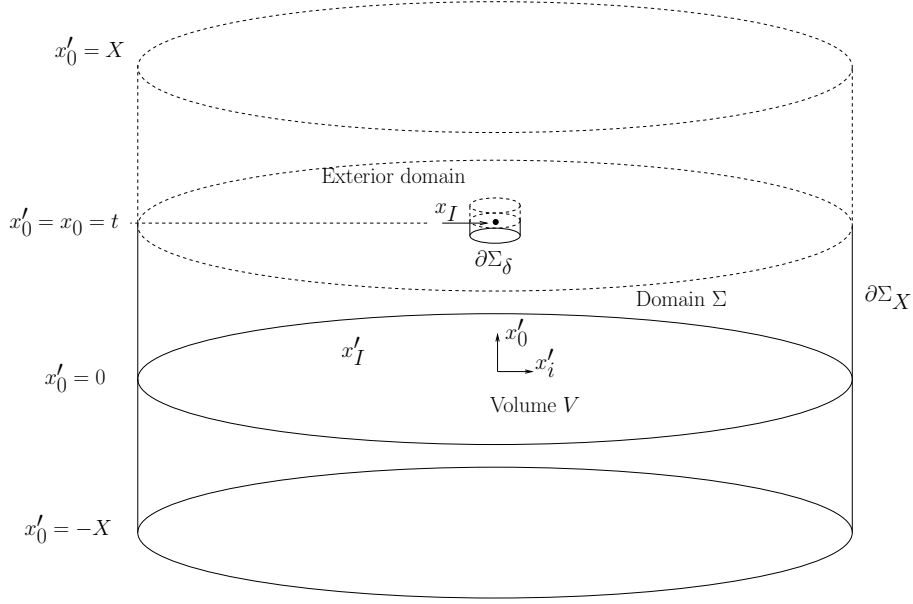


Figure 3: The space-time domain  $\Sigma$

$x'_0 = X$ , and finally those such that  $0 \leq (x'_j - x_j)(x'_j - x_j) \leq X^2$  and  $x'_0 = -X$ , for some values of  $X$  large. The domain  $\Sigma$  is represented by the figure 3.

Following [8], using the fact that  $[g(x_I - x'_I)]_{;I} = -[g(x_I - x'_I)]_{;I}$ , for a function  $g$ , the integrand is rewritten as

$$\begin{aligned}
f_i u_{ki} - f_{ki} u_i &= \{u_{i;0} + u_j u_{i;j} + p_{;i} - \nu u_{i;jj}\} u_{ki} \\
&\quad - \{u_{ki,0} + u_{\mathbf{k}j} u_{\mathbf{k}i,j} + p_{k,i} - \nu u_{ki,jj}\} u_i \\
&= \{u_{i;0} + u_j u_{i;j} + p_{;i} - \nu u_{i;jj}\} u_{ki} \\
&\quad - \{-u_{ki,0} - u_{\mathbf{k}j} u_{\mathbf{k}i,j} - p_{k,i} - \nu u_{ki,jj}\} u_i \\
&= (u_i u_{ki})_{;0} + (p u_{ki})_{;i} + (p_k u_i)_{;i} \\
&\quad + (\nu u_{ki;j} u_i - \nu u_{i;j} u_{ki})_{;j} \\
&\quad + u_j u_{i;j} u_{ki} + (u_{\mathbf{k}j} u_{\mathbf{k}i} u_i)_{;j} - u_{i;j} u_{\mathbf{k}i} u_{\mathbf{k}j} \\
&= [u_i u_{ki} \delta_{0J} + p u_{kj} + p_k u_j \\
&\quad + \nu u_{ki;j} u_i - \nu u_{i;j} u_{ki} + u_{\mathbf{k}j} u_{\mathbf{k}i} u_i]_{;J} \\
&\quad + u_j u_{i;j} u_{ki} - u_{i;j} u_{\mathbf{k}i} u_{\mathbf{k}j} \\
&= [u_i f_{kiJ} - u_{ki} \tau_{ij}]_{;J} + Q_k, \tag{26}
\end{aligned}$$

where  $\tau_{ij} = -p \delta_{ij} + \nu u_{i;j}$  is the stress tensor, and  $Q_k$  is the quadratic term contribution (in the sense that it originates from the quadratic term present in the

differential equations (7) and (8)) defined by

$$\begin{aligned}
Q_k &= u_j u_{i;j} u_{ki} - u_{i;j} u_{ki} u_{kj} \\
&= u_j u_{i;j} u_{ki} - [u_i u_{kj} u_{ki}]_{;j} + u_i u_{kj} u_{ki;j} \\
&= u_j u_{i;j} u_{ki} + u_i u_{kj} (u_{ki;j} - u_{kj;i}) \\
&\quad - [u_i u_{kj} u_{ki}]_{;j} + [(1/2) u_i u_{kj} u_{kj}]_{;i} \\
&= u_j u_{i;j} u_{ki} + u_i u_{kj} (u_{ki;j} - u_{kj;i}) \\
&\quad - [u_i u_{kj} u_{ki} - (1/2) u_j u_{ki} u_{ki}]_{;j},
\end{aligned} \tag{27}$$

## 5.1 The non-linear potential

The quadratic term  $Q_k$  is then given in terms of the divergence of a vector field  $q_{kj}$  directed on a radial spoke where

$$Q_k = q_{kj;j} \tag{28}$$

and

$$q_{kj} = W_k \hat{R}_j + q_{kj}^* \tag{29}$$

such that  $\hat{R}_j = \frac{x'_j - x_j}{R}$  where  $R = |x'_j - x_j|$  and  $q_{kj}^* = (1/2) u_j u_{ki} u_{ki} - u_i u_{kj} u_{ki}$ . (It is noted that defining the quadratic term in this way doesn't imply any loss of generality and can be applied to any differential equation problem, but it just happens to work out in this particular case because the quadratic term disappears across boundaries and because the evaluation of the integrals involving the quadratic term do not contribute asymptotically close to and far from the point, see sections 6 and 7. This may not necessarily work out for other non-linear partial differential equations.) Therefore the tensor  $W_k \hat{R}_j$  has value  $W_k$  directed along the radial spoke  $\hat{R}_j$ , see figure 4, and so

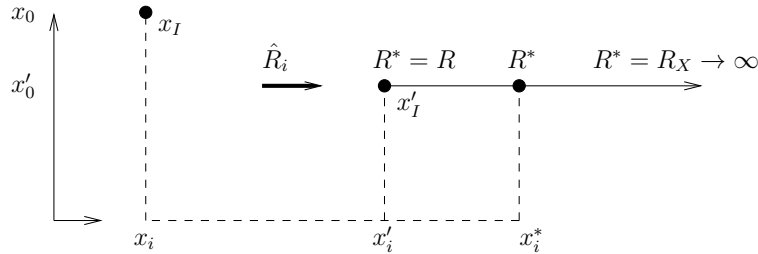


Figure 4: The integral path of the non-linear potential

$$\begin{aligned}
[W_k \hat{R}_j]_{;j} &= u_j u_{i;j} u_{ki} + u_i u_{\mathbf{k}j} (u_{\mathbf{k}i;j} - u_{\mathbf{k}j;i}) \\
&= g_k(x_I, x'_I).
\end{aligned} \tag{30}$$

This is the divergence of a four dimensional vector in space-time, and so expressing in the co-ordinate system  $(x_0, R, \theta, \alpha)$  where  $(R, \theta, \alpha)$  are spherical co-ordinates in space, gives

$$[W_k \hat{R}_j]_{;j} = \frac{1}{R^2} \frac{\partial}{\partial R} \{R^2 W_k\} = g_k. \tag{31}$$

It is noted that in the linear (Stokes and Oseen) approach given by Oseen [26], a potential is defined which is a divergence of physical variables of the fundamental solution. Oseen then integrates along the radial variable of integration to give an integral expression for this potential. Here, we use a similar approach but for this non-linear potential  $W_k$ . So, integrating gives

$$W_k(\mathbf{x}, \mathbf{x}') = -\frac{1}{R^2} \int_{R_X}^R R^{*2} g_k(\mathbf{x}, \mathbf{x}^*) dR^*, \tag{32}$$

where  $R_X$  is the radial distance to the outer boundary  $\partial\Sigma_X$  of the domain  $\Sigma$ , the variable of integration is  $R^* = |x_i^* - x_i|$ , such that  $x_i^* - x_i = R^* \hat{R}_i$ ,  $x_0^* = x'_0$ , and when  $R^* = R$  then  $\mathbf{x}^* = \mathbf{x}'$ , see figure 4.

So, by putting the results from (26) and (27) into (25), we can apply the divergence theorem to get a boundary integral formulation

$$\begin{aligned}
\int_{\Sigma} [f_i u_{ki} - f_{ki} u_i] d\Sigma' &= \int_{\Sigma} [u_i f_{kiJ} - u_{ki} \tau_{ij} + q_{kj}]_{;J} d\Sigma' \\
&= \int_{\partial\Sigma_{Coll}} [u_i f_{kiJ} - u_{ki} \tau_{ij} + q_{kj}] n_J^{\Sigma} d\sigma', \\
&= 0
\end{aligned} \tag{33}$$

where  $n_J^{\Sigma}$  is the outward pointing normal to  $\Sigma$ , and  $\partial\Sigma_{Coll}$  is the collection of boundaries enclosing both the exterior and interior domains that constitute  $\Sigma$ . The first term in the integrand yields an integral associated with the double layer potential, the second term in the integrand with the single layer potential, see for example the theory of hydrodynamic potentials given in Ladyzhenskaya [24]. The third term in the integrand is given by the non-linear potential that depends on integration of quantities within the whole domain. The ansatz proof assumes that the physical variables are all smooth, and so the divergence theorem applied to the non-linear term to get the boundary representation is possible since the term is assumed to be smooth. There may be other solutions that are not  $C^{\infty}$  smooth due to the non-elliptic nature of the Navier-Stokes equation, but these other possible solutions are not considered here and instead it is only investigated whether a smooth solution exists. This representation also has similarities with the



dual-reciprocity method used for boundary integral representations for non-linear partial differential equations, except that the dual-reciprocity method approximates the non-linear domain term by a series expansion of known functions, such as radial basis functions, whose divergence is known and so can then be represented over the boundary.

The whole concept of the boundary integral framework requires linearity, and the non-linear third term in (33) appears to preclude this. However, in the subsequent analysis we shall see that a representation is found such that the non-linear term (as well as the double-layer potential) drops out thus justifying its use.

## 6 Evaluation of the Boundary Integral

### 6.1 Boundary integral evaluation in the vicinity of the point

A similar approach to Chadwick [8] is given, but here in greater detail. We calculate part of the integral in (33) which is around the integral path  $\partial\Sigma_\delta$  in the vicinity of the point, since here the NSlet approximates to the Eulerlet. From (33), the contribution to this integral from the integral path  $\partial\Sigma_\delta$  is

$$\begin{aligned}
I_\delta &= \int_{\partial\Sigma_\delta} [u_i f_{kiJ} - u_{ki} \tau_{ij} + q_{kj}] n_J^\Sigma d\sigma' \\
&= - \int_{\partial\Sigma_\delta} [u_i f_{kiJ} - u_{ki} \tau_{ij} + q_{kj}] n_J d\sigma' \\
&= - \int_{\partial\Sigma_\delta} [u_i (u_{ki} \delta_{0J} + u_{kj} u_{ki} + p_k \delta_{ij} - \nu u_{ki,j}) \\
&\quad - u_{ki} \tau_{ij} + (1/2) u_j u_{ki} u_{ki} - u_i u_{kj} u_{ki} + W_k \hat{R}_j] n_J d\sigma' \\
&= - \int_{\partial\Sigma_\delta} [u_i u_{ki} \delta_{0J} + u_j p_k - \nu u_i u_{ki,j} \\
&\quad - u_{ki} \tau_{ij} + (1/2) u_j u_{ki} u_{ki} + W_k \hat{R}_j] n_J d\sigma'.
\end{aligned} \tag{34}$$

Only the first term in the integrand involves the normal component  $n_0$ , all others have the factor  $n_j$ . For  $n_j$ , then  $R > 0$  over the boundary and so

$$\begin{aligned}
p_k &= p_k^B + p_k^E \\
&= -(1/2) u_{kj}^E u_{kj}^E + \frac{\delta(x_0)}{4\pi} \left[ \frac{1}{R} \right]_{,k}
\end{aligned} \tag{35}$$

where  $u_{ki}$  tends towards  $u_{ki}^E$ . So, the integral evaluation becomes

$$I_\delta = - \int_{\partial\Sigma_\delta} \left[ u_i u_{ki}^E \delta_{0j} + u_j p_k^E - \nu u_i u_{ki,j}^E - u_{ki}^E \tau_{ij} + W_k \hat{R}_j \right] n_j d\sigma', \quad (36)$$

Evaluate the integral of each term in the integrand of (36) in turn. We see that from (19) and (11), the first two terms  $u_i u_{ki}^E \delta_{0j} + u_j p_k^E$  give an integral contribution  $-u_k$ . Similarly, from (20), the third term  $-\nu u_i u_{ki,j}^E$  gives a zero leading order integral contribution; That is, the leading order in the Taylor series expansion of the velocity

$$u_i(\mathbf{x}') = u_i(\mathbf{x}) + u_{i,q}(\mathbf{x})(x'_q - x_q) + u_{i,ql}(\mathbf{x}) \frac{(x'_q - x_q)(x'_l - x_l)}{2!} + \dots \quad (37)$$

The Taylor series expansion can be used because we are looking for a solution for the class of variables in  $C^\infty$  for which the Taylor series can be employed. The next order in the expansion gives a contribution

$$\begin{aligned} & \nu u_{i,q} \int_{\partial\Sigma_\delta} u_{ki,j} x_q n_j d\sigma \\ &= -\nu \frac{u_{i,q} T}{4\pi} \int_S \left\{ -\frac{3\delta_{ki}}{R^4} + 9 \frac{(x_i - x'_i)(x_k - x'_k)}{R^6} \right\} (x_q - x'_q) ds \\ &= 0 \end{aligned} \quad (38)$$

from symmetry. The subsequent orders in the Taylor series expansion are all at most of order  $O(T) \rightarrow 0$ .

The next term in the integrand of (36) is  $-u_{ki}^E \tau_{ij}$  and gives an integral contri-

bution

$$\begin{aligned}
& \int_{\partial\Sigma_\delta} u_{ki}^E \tau_{ij} n_J d\sigma' \\
&= \tau_{ij} \int_{\partial\Sigma_\delta} u_{ki}^E n_J d\sigma' \\
&= -\tau_{ij} \int_{\partial\Sigma_\delta} u_{ki}^E n_J d\sigma \\
&= -\tau_{ij} \int_0^T \int_S u_{ki}^E n_J ds dt \\
&= \frac{\tau_{ij} T}{4\pi} \int_S \left[ \frac{1}{R} \right]_{,ki} n_J ds \\
&= \frac{\tau_{ij} T}{4\pi} \int_S \left[ \frac{R^3 \delta_{ki} - 3R(x_i - x'_i)(x_k - x'_k)}{R^6} \right] \frac{(x_j - x'_j)}{R} ds \\
&= 0
\end{aligned} \tag{39}$$

since subsequent terms in the Taylor series expansion are of order  $O(T) \rightarrow 0$ .

Finally, the last term is

$$-\int_{\partial\Sigma_\delta} W_k \hat{R}_j n_J d\sigma' = -\int_T \int_S W_k \hat{R}_j n_J d\sigma', \tag{40}$$

and  $R > 0$  on the surface  $S$ , so  $u_{ki}^E = u_{\mathbf{k}i,j}^E$  and  $q_k^E = \frac{1}{R^2} \int_{R_X}^R R^{*2} g_k^E dR^*$ . This integral is split into three parts as follows

$$W_k = -\frac{1}{R^2} \left\{ \int_{R_X}^{R_L} + \int_{R_L}^{R_\epsilon} + \int_{R_\epsilon}^R \right\} R^{*2} g_k dR^* = I_1 + I_2 + I_3, \tag{41}$$

where  $R_L$  is a sufficiently large constant such that for  $R^* > R_L$  then the NSlet approximates to the Stokeslet  $u_{ki} \sim u_{ki}^S$ , and where  $R_\epsilon$  is a sufficiently small constant such that for  $R^* < R_\epsilon$  then the NSlet approximates to the Eulerlet  $u_{ki} \sim u_{ki}^E$ . Each of the three integrals are calculated in turn.

First, it is seen that for  $R_X$  sufficiently large then  $u_{ki} \sim u_{ki}^S \sim \frac{1}{R^{*3}}$ . This means that from (30)  $g_k \sim \frac{1}{R^{*3}}$  and so, from (41),  $I_1 \sim 1/R^2 \ln R_X$ .

Second, it is seen that between the two constant limits  $R_L$  and  $R_\epsilon$  then  $u_{ki} \sim \text{constant}$  (bounded). This means that from (41),  $I_2 \sim 1/R^2$ .

Third, it is seen that for  $R$  sufficiently small then  $u_{ki} \sim u_{ki}^E \sim \frac{1}{R^{*3}}$  over the spherical surface radius  $R$ . (There is only a contribution from the spherical surface because there is no contribution when  $J = 0$ , since from (40)  $\hat{R}_j n_J = \hat{R}_j n_{j.}$ ) This means that from (30)  $g_k \sim \frac{1}{R^{*3}}$  and so, from (41),  $I_3 \sim 1/R^2 \ln R$ .

So, from (41),  $I_1 \sim 1/R^2 \ln R_X$ ,  $I_2 \sim 1/R^2$  and  $I_3 \sim 1/R^2 \ln R$ , and so the integral evaluation of (40) where boundary  $\partial\Sigma_\delta$  has time interval  $T$  and spherical radius  $R$  small is

$$\int_{\partial\Sigma_\delta} W_k \hat{R}_j n_J d\sigma' \sim T \text{Maximum}(|\ln R_X|, |\ln R|). \quad (42)$$

Choosing  $T$  to be sufficiently small, of smaller order than  $\text{Maximum}(|\ln R_X|, |\ln R|)$  ensures that the integral contribution disappears in the limit. For example, we can choose  $R_X \sim 1/R$ ,  $T \sim R$ , and as  $R \rightarrow 0$ , then the integral contribution goes as  $R \ln R \rightarrow 0$ .

So, bringing all the terms together gives the integral contribution

$$I_\delta = -u_k. \quad (43)$$

## 6.2 Boundary integral evaluation far from the point

In the far-field around  $\partial\Sigma_X$ , the time interval  $T$  and radius  $R$  are large, the NSlet tends towards the Stokeslet (which is the Oseenlet in a moving reference frame), and this contribution is shown to be zero next. In the far-field, we have the contribution  $u_{ki} \sim u_{ki}^S \sim \frac{1}{R^{*3}}$ , and  $u_i \sim u_i^S \sim \frac{1}{R^{*3}}$ . So  $g_k \sim \frac{1}{R^{*10}}$ , and therefore  $W_k \sim \frac{1}{R^2} \frac{1}{R^7} = \frac{1}{R^9}$ . So, the far-field integral is

$$\begin{aligned} |I_X| &= \left| \int_{\partial\Sigma_X} [u_i f_{kiJ} - u_{ki} \tau_{ij} + q_{kj}] n_j^\Sigma d\sigma' \right| \\ &\sim \left| \int_{\partial\Sigma_X} [u_i f_{kiJ}^S - u_{ki}^S \tau_{ij} + q_{kj}^S] n_j^\Sigma d\sigma' \right| \end{aligned} \quad (44)$$

However,  $\int_{\partial\Sigma_X} u_i f_{kiJ}^S n_j^\Sigma d\sigma' \sim R^3 (1/R^3) (1/R^2)$  for a leading order pressure term decay  $1/R^2$  and the time integral  $T$  being chosen of order  $R$  large. Similarly,  $\int_{\partial\Sigma_X} u_{ki}^S \tau_{ij} n_j^\Sigma d\sigma' \sim R^3 (1/R^3) (1/R^2)$ . The integral contribution  $\int_{\partial\Sigma_X} q_{kj}^S n_j^\Sigma d\sigma' \sim R^3 (1/R^9)$ . (The contribution to  $q_{kj}$  from the term  $W_k \hat{R}_j$  in (29) is identically zero because  $R = R_X$  and so  $W_k$  is identically zero from (32), which means that  $g_k = 0$  from (30).) So

$$I_X \rightarrow 0. \quad (45)$$

## 7 Velocity representation

We now give an NSlet representation for the boundary integral (33). In the near-field around  $\partial\Sigma_\delta$ , the NSlet tends towards the Eulerlet and gives a contribution

$-u_k$ , see (43). In the far-field around  $\partial\Sigma_X$ , the NSlet tends towards the Stokeslet and gives zero contribution. Therefore, putting these results into (33) then gives the velocity by the boundary integral representation

$$u_k = \int_{\partial\Sigma} [u_i f_{kiJ} - u_{ki} \tau_{ij} + q_{kj}] n_j^\Sigma d\sigma' \quad (46)$$

for some boundary  $\partial\Sigma$ . The equation (46) demonstrates why a representation for the velocity is valid here, because the calculation in the vicinity of the point (43) gives the velocity, and far from the point (45) gives zero. It is noted that the first term in the integrand has a factor  $f_{kiJ}$  which contains the fundamental solution stress term giving the integral for the double layer potential, the second term in the integrand has a factor  $u_{ki}$  which is the fundamental solution velocity term giving the integral for the single layer potential.

## 7.1 Initial Value Problem boundary

Consider the variables stipulated at time  $x_0 = 0$ , and zero before this time. Let the flow be instantaneously set into motion at  $x_0 = 0$  initial time by applying force impulses throughout the compact spherical volume  $V_0$  of radius  $X_0$ . So, every variable may be discontinuous across this space-time boundary. The outward pointing normal is  $n_i^\Sigma = -\hat{x}_0$ , where  $\hat{x}_0$  is the unit vector in the time direction. So, from (46)

$$u_k = \int_V u_i f_{ki0} n_0^\Sigma dV' = - \int_V u_i u_{ki} dV', \quad (47)$$

where the space-time boundary  $\partial\Sigma$  is chosen as the volume  $V = \lim_{X_0 \rightarrow \infty} V_0$  at time  $x_0 = 0$ . It is noted that the representation (47) contains a single layer potential only. We note that throughout the volume  $V$  at time  $x_0 = 0$ , the velocity  $u_i$  has been stipulated as an initial condition, and so is known. Therefore, if this representation exists then it will be unique in  $C^\infty$ , as substituting the homogeneous boundary condition  $u_i = 0$  in the integrand gives the velocity  $u_k = 0$  for all subsequent time. To ascertain whether the representation exists, we choose a different boundary for  $\partial\Sigma$  in the domain  $\Sigma$ .

## 7.2 A general force impulse boundary $\partial\Sigma$

Consider the velocity representation (46) for any general closed force impulse hyper-surface  $\partial\Sigma$  in the domain  $\Sigma$ . The hyper-surface divides the fluid domain into two, an external flow field exterior to  $\partial\Sigma$  and an internal flow field interior to  $\partial\Sigma$ , see figure 5. Let the fluid velocity  $u_i$  for the exterior problem (exterior to  $\partial\Sigma$ ) and the fluid velocity  $u_i^-$  for the interior problem (interior to  $\partial\Sigma$ ) be the same

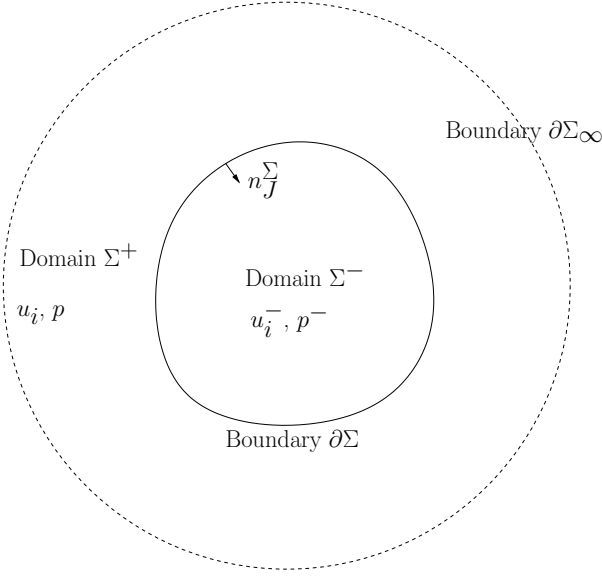


Figure 5: The flow field either side of the boundary  $\partial\Sigma$

over  $\partial\Sigma$ . So, this is equivalent to a body boundary condition for a moving exterior problem, with the same body boundary condition for a moving interior problem. Thus,  $u_i$  is continuous across (moving from one side to the other) the boundary, since on either side of the boundary the fluid has the same velocity. Furthermore, the Green's functions become singular at their origin, but are continuous across the rest of the flow field and so are continuous across this boundary. However, the fluid stresses may be discontinuous, and this implies that forces are applied on the fluid over this boundary. This means that  $u_i$  and  $q_{kj}$  are continuous across the boundary, but  $\tau_{ij}$  is discontinuous. Therefore, over the external surface the velocity is given by

$$u_k = \int_{\partial\Sigma} [u_i f_{kiJ} - u_{ki} \tau_{ij} + q_{kj}] n_j^\Sigma d\sigma'. \quad (48)$$

Over the internal surface with interior values denoted by the superscript  $-$ , the boundary integral is given by

$$0 = \int_{\partial\Sigma} [u_i f_{kiJ} - u_{ki} \tau_{ij}^- + q_{kj}] n_j^\Sigma d\sigma'. \quad (49)$$

The space-time boundary can be rewritten in terms of a time integral over a surface integration in the following way. The outward pointing normal to the boundary  $n_I$  is given by  $n_I = -n_I^\Sigma$ . Let the angle  $\alpha$  be the angle this normal makes with

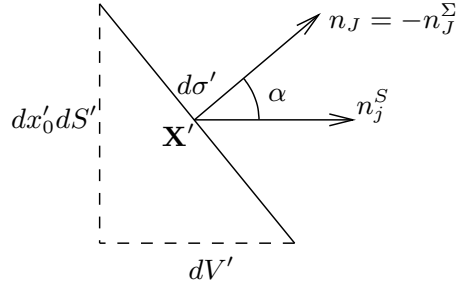


Figure 6: An element of the boundary

the outward pointing normal to the surface  $S$  at time  $x_0$  denoted by  $n_j^S$ , see figure 6. Then,  $n_j = n_j^S \cos \alpha$  and  $d\sigma' \cos \alpha = dx'_0 ds'_1$  where  $ds'_1$  is a surface element at time  $x_0$ . Combining these, we get  $n_j d\sigma' = n_j^S dx'_0 ds'_1$ . So, putting these into the combined equations (48) and (49), gives

$$\begin{aligned}
 u_k &= - \int_{\partial\Sigma} u_{ki} (\tau_{ij} - \tau_{ij}^-) n_j^\Sigma d\sigma' \\
 &= \int_{\partial\Sigma} u_{ki} (\tau_{ij} - \tau_{ij}^-) n_j d\sigma' \\
 &= \int_0^t \int_S u_{ki} (\tau_{ij} - \tau_{ij}^-) n_j^S ds' dx'_0
 \end{aligned} \tag{50}$$

for the velocity  $u_k$  at position  $x_j$  and time  $t$ . Note that in the same way that the double layer potential drops out because there is no flux across the surface which is well-known from Stokes and Oseen boundary integral formulations, the quadratic inertia term  $q_{kj}$  also cancels and so drops out. Again, the velocity representation (50) is given in terms of the single layer potential only. The distribution strength can be expressed in terms of the force impulse distribution, given next.

## 8 Force impulse

The force impulse  $J_i$  exerted over a boundary  $\partial\Sigma$  due to the fluid motion is defined as

$$J_i = \int_{\partial\Sigma} F_i d\sigma', \tag{51}$$

where  $F_i = (f_{iJ} - f_{iJ}^-) n_J^\Sigma$ , and  $f_{iJ}^- = u_i^- \delta_{0J} + u_j^- u_i^- + p^- \delta_{ij} - \nu u_{i,j}^-$  is called the complement to the flow on the other side of the boundary  $\partial\Sigma$  to the flow field with velocity  $u_i$  and pressure  $p$ . The exterior domain  $\Sigma$  is bounded by  $\partial\Sigma$  and  $\partial\Sigma_\infty$ ,

a boundary infinitely distant, and the interior domain  $\Sigma^-$  is bounded by  $\partial\Sigma$ , see figure 5. Then

$$J_i = \int_{\partial\Sigma} F_i d\sigma' = \int_{\partial\Sigma} (f_{iJ} - f_{i\bar{J}}) n_J^\Sigma d\sigma' \quad (52)$$

since  $\int_{\partial\Sigma} f_{iJ}^- n_J^\Sigma d\sigma' = - \int_{\Sigma^-} f_{iJ;J}^- d\Sigma' = 0$ . Similarly,  $\int_{\partial\Sigma + \partial\Sigma_\infty} f_{iJ} n_J^\Sigma d\sigma' = \int_{\Sigma} f_{iJ;J} d\Sigma' = 0$  and so

$$J_i = - \int_{\partial\Sigma_\infty} f_{iJ} n_J^\Sigma d\sigma'. \quad (53)$$

Now consider moving the boundary of domain  $\partial\Sigma$  into the domain  $\Sigma$  to  $\partial\Sigma^*$ , so that  $u_i, p$  are given in a new domain  $\Sigma^*$ , only and that force impulses are positioned over  $\partial\Sigma^*$  creating a new complementary flow field  $u_i^{*-}, p^{*-}$  within domain  $\Sigma^{*-}$ , see figure 7. Then in the exterior flow field we have  $J_i = - \int_{\partial\Sigma_\infty} f_{iJ} n_J^{\Sigma^*} d\sigma' =$

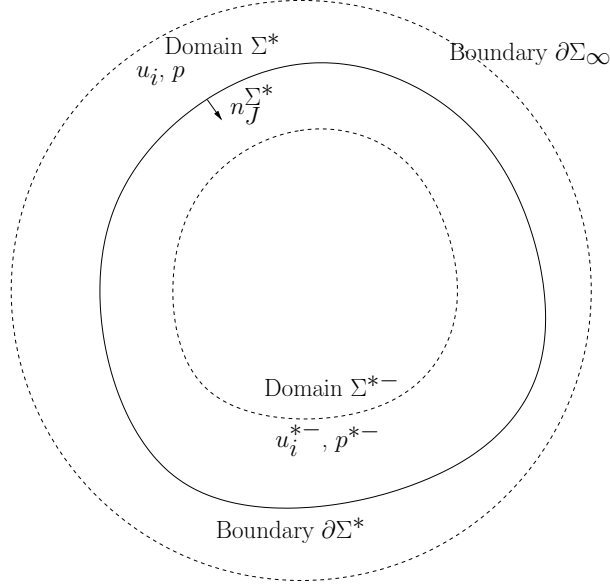


Figure 7: The flow field either side of the boundary  $\partial\Sigma^*$

$\int_{\partial\Sigma^*} f_{iJ} n_J^{\Sigma^*} d\sigma'$ . Furthermore, inside the interior flow field  $\int_{\partial\Sigma^*} f_{iJ}^- n_J^{\Sigma^*} d\sigma' = 0$ , and so

$$J_i = \int_{\partial\Sigma^*} (f_{iJ} - f_{i\bar{J}}) n_J^{\Sigma^*} d\sigma' = \int_{\partial\Sigma^*} F_i d\sigma'. \quad (54)$$

So,  $J_i$  is independent of the boundary  $\partial\Sigma$  and any boundary within  $\Sigma$  may be taken, and (51) still holds.



## 8.1 The force impulse over the surface

Over the general surface  $\partial\Sigma$ , the velocity is continuous, and so  $u_i = u_i^-$  on  $\partial\Sigma$ . So

$$\begin{aligned} f_{iJ} - f_{iJ}^- &= (p - p^-)\delta_{ij} - \nu(u_{i;j} - u_{i;j}^-) \\ &= -(\tau_{ij} - \tau_{ij}^-), \end{aligned} \quad (55)$$

where the stresses either side of  $\partial\Sigma$  are defined as  $\tau_{ij} = -p\delta_{ij} + \nu u_{i;j}$  and  $\tau_{ij}^- = -p^-\delta_{ij} + \nu u_{i;j}^-$ . So, over the surface, the force impulse is

$$\begin{aligned} J_i &= \int_{\partial\Sigma} F_i d\sigma' = - \int_{\partial\Sigma} (\tau_{ij} - \tau_{ij}^-) n_j^\Sigma d\sigma' \\ &= \int_{\partial\Sigma} (\tau_{ij} - \tau_{ij}^-) n_j d\sigma' \end{aligned} \quad (56)$$

where  $n_j = -n_j^\Sigma$  is the outward pointing normal from the surface. So, over the surface  $J_i$  is the force impulse generated by the fluid (both internal and external) acting over the surface over time.

## 8.2 The force impulse over an initial time

For an initial value problem, suppose at an initial time the flow is impulsively started from rest. In this case  $u_i^- = p^- = 0$  and so  $f_{iJ}^- = 0$ , and also  $n_j^\Sigma = -\delta_{0j}$ . So  $f_{iJ} n_j^\Sigma = -u_i^o$ , where  $u_i^o$  is the velocity  $u_i$  at initial time  $x_0 = 0$ . The initial value space-time boundary is a volume at initial time, and so the force impulse is

$$J_i = \int_{\partial\Sigma} F_i d\sigma' = - \int_V u_i^o dV'. \quad (57)$$

So, the fluid has been set into motion by a force impulse  $-J_i$  acting over the whole volume  $V$  at initial time  $x_0 = 0$ .

## 9 Existence, Smoothness and Uniqueness

So, over any boundary  $\partial\Sigma$  within the domain the velocity can be expressed as

$$u_k = \int_{\partial\Sigma} F_i u_{ki} d\sigma' \quad (58)$$

from (50) since  $F_i = -(\tau_{ij} - \tau_{ij}^-) n_j^\Sigma$ , where the force impulse is  $J_i = \int_{\partial\Sigma} F_i d\sigma'$  from (51) and is bounded. (So, if the force impulse is scaled, for example doubled, then the velocity is scaled in the same way. Although this appears to give a contradiction

with observed motions, it doesn't. To understand this, consider the simplified case of steady flow  $U$  past a fixed body. The velocity boundary condition must also be satisfied which is also proportional to  $U$  giving a further doubling, and so for classical inviscid flows the force is proportional to  $U^2$  as expected, but not for general Navier-Stokes flows. This is because the steady NSlet is a complex function of  $U$  as well, and so doubling  $U$  doubles the Reynolds number and consequently the relative ratio of the inertia and viscous terms in the NSlet equation which is a complex change not given by any simple proportion, as expected from observed motions.)

Through appropriate topological deformation let the boundary  $\partial\Sigma = \partial\Sigma_\epsilon + \partial\Sigma_\infty$ , where the fluid variables  $u_i$  and  $p$  are defined inside  $\partial\Sigma_\epsilon$  which surrounds the fluid point  $x_I$ , and outside the far-field boundary  $\partial\Sigma_\infty$ . In particular  $\partial\Sigma_\epsilon$  is parameterised by  $x'_I$  which lies on the spherical cylinder hyper-surface given by  $|x_i - x'_i| = \epsilon$ ,  $t - \Delta t \leq x'_0 \leq t$ , and  $0 \leq |x_i - x'_i| \leq \epsilon$ ,  $x'_0 = t - \Delta t$  and  $x'_0 = t$ , see figure 8.

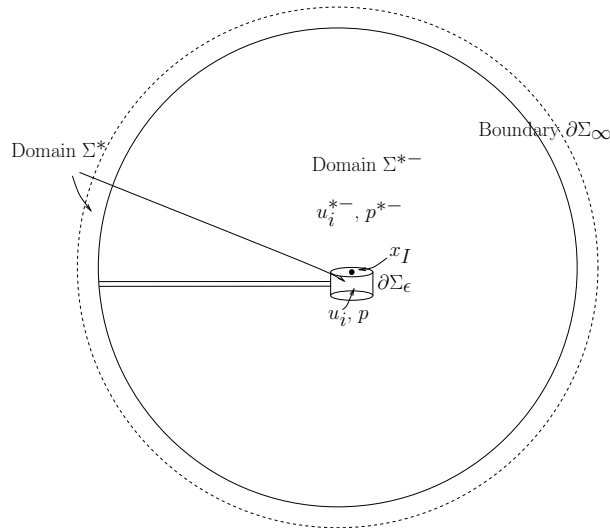


Figure 8: The boundary force impulse for a point enclosed by  $\partial\Sigma_\delta$

## 9.1 Existence

In the far-field, the NSlet fundamental solution tends to the Stokeslet whose velocity and stresses decay to zero at least as  $1/R^3$ . So, the fluid velocity and stresses decay

in the same way and the far-field contribution in (58) is zero. So, (58) becomes

$$\begin{aligned}
u_k(\mathbf{x}, t) &= \int_{\partial\Sigma_\epsilon} F_i u_{ki} d\sigma' \\
&= u_k(\mathbf{x}, t - \Delta t) + \int_{\partial\Sigma_{\epsilon^*}} F_i u_{ki} d\sigma' \\
&= u_k(\mathbf{x}, t - \Delta t) + \int_{\partial\Sigma_{\epsilon^*}} F_i u_{ki}^E d\sigma' (1 + O(f(\epsilon))). \quad (59)
\end{aligned}$$

The boundary  $\partial\Sigma_{\epsilon^*}$  is defined by the part of the spherical cylinder hyper-surface  $|x_i - x'_i| = \epsilon$ ,  $t - \Delta t \leq x'_0 \leq t$  only. It is close to the point and so the (integral flux of the) NSlet  $u_{ki}$  approximates to the (integral flux of the) Eulerlet  $u_{ki}^E$  for small  $\epsilon, \Delta t > 0$ . So the function  $f(\epsilon)$  is finite and small for small  $\epsilon > 0$ .

Using the Cauchy-Schwarz inequality

$$\begin{aligned}
|u_k(\mathbf{x}, t)| &\leq |u_k(\mathbf{x}, t - \Delta t)| \\
&\quad + \left\{ \int_{\partial\Sigma_{\epsilon^*}} |F_i(\mathbf{x}', t')| d\sigma' \right\} |u_{ki}^E(\mathbf{x} - \mathbf{x}', t - t')|^{\max} (1 + O(f(\epsilon))). \quad (60)
\end{aligned}$$

The integration  $\int_{\partial\Sigma_{\epsilon^*}} F_i d\sigma'$  can be evaluated over patches of this boundary  $\partial\Sigma$  independently one from the other. The integration  $\int_{\partial\Sigma_{\epsilon^*}} F_i d\sigma'$  is the finite force impulse  $J_i$ , and so we expect that integrations over a patch of this boundary where  $F_i$  is positive will be finite, and similarly where it is negative. Therefore,  $\int_{\partial\Sigma_{\epsilon^*}} |F_i| d\sigma'$  is finite. As well,  $|u_{ki}^E(\mathbf{x}' - \mathbf{x}, t - t')|^{\max}$  is finite. So, if  $u_k(\mathbf{x}, t - \Delta t)$  is finite then  $u_k(\mathbf{x}, t)$  is as well. It is noted that a small finite fixed  $\epsilon$  and  $\Delta t$  give a fixed value for  $|u_{ki}^E(\mathbf{x}' - \mathbf{x}, t - t')|^{\max}$  and  $f(\epsilon)$  that approximates the NSlet by the Eulerlet, and this is independent of fluid properties at  $x_I$ . So from the initial condition,  $u_k(\mathbf{x}, 0)$  is finite and this provides a continuation to show  $u_k(\mathbf{x}, \Delta t)$  is finite, and repeating with the same  $\epsilon$  and  $\Delta t$  provides a continuation to show  $u_k(\mathbf{x}, 2\Delta t)$  is finite. Continuing repeating in this way enables us to show that  $u_k(\mathbf{x}, t)$  is finite everywhere in the domain.

## 9.2 Smoothness

Consider the first derivative  $u_{k,j}$ . Similarly, we get

$$\begin{aligned}
 u_{k,j}(\mathbf{x}, t) &= u_{k,j}(\mathbf{x}, t - \Delta t) + \int_{\partial\Sigma_{\epsilon^*}} F_i(\mathbf{x}', t') u_{ki,j}^E(\mathbf{x} - \mathbf{x}', t - t') d\sigma' (1 + O(g(\epsilon))) \\
 |u_{k,j}(\mathbf{x}, t)| &\leq |u_{k,j}(\mathbf{x}, t - \Delta t)| \\
 &\quad + \left\{ \int_{\partial\Sigma_{\epsilon^*}} |F_i(\mathbf{x}', t')| d\sigma' \right\} |u_{ki,j}^E(\mathbf{x} - \mathbf{x}', t - t')|^{\max} (1 + O(g(\epsilon))),
 \end{aligned} \tag{61}$$

for some finite function  $g(\epsilon)$  where  $\epsilon > 0$  is small. In the same way, from the initial condition,  $u_{k,j}(\mathbf{x}, 0)$  is finite and this provides a continuation demonstrating that  $u_{k,j}(\mathbf{x}, t)$  is finite as well. Repeating for all the other derivatives demonstrates that  $u_k$  is smooth. If the velocity  $u_k$  is smooth, then so is the pressure (see appendix B).

## 9.3 Uniqueness

From (47), the homogeneous boundary condition over the initial value problem boundary with stipulated initial velocity is  $F_i = -u_i = 0$ . This gives  $F_i = 0$  over the initial value boundary  $V$ , which then gives the velocity at general point  $x_I$  for time  $t > 0$  to be  $u_k = 0$ . Hence, the solution is unique. It is noted that Ladyzhenskaya states that uniqueness has only been proved for a certain time interval [24], page 141. However Ladyzhenskaya considers a wider class of solutions than  $C^\infty$ , and conversely it is not stated that uniqueness cannot be extended beyond this interval. For a wider class of solutions with different initial conditions then the Navier-Stokes equation could be non-unique. Therefore, by uniqueness we mean the  $C^\infty$  smooth solution is unique for the problem of smooth initial conditions and make no claim about the wider class of possible solutions with different initial conditions.

## 10 Properties of the NSlet

Consider the velocity  $u_k^{(q)}$  generated by a  $q$  unit force impulse at the origin gives the velocity  $u_k^{(q)}$  to be the NSlet velocity  $u_{qk}$  itself. Then likewise

$$\begin{aligned}
 u_k^{(q)}(\mathbf{x}, t) &= u_k^{(q)}(\mathbf{x}, t - \Delta t) \\
 &\quad + \int_{\partial\Sigma_{\epsilon^*}} F_i^{(q)}(\mathbf{x}', t') u_{ki}^E(\mathbf{x} - \mathbf{x}', t - t') d\sigma' (1 + O(f(\epsilon))) \\
 |u_k^{(q)}(\mathbf{x}, t - \Delta t)| &\leq |u_k^{(q)}(\mathbf{x}, t| \\
 &\quad + \left\{ \int_{\partial\Sigma_{\epsilon^*}} |F_i^{(q)}(\mathbf{x}', t')| d\sigma' \right\} |u_{ki}^E(\mathbf{x} - \mathbf{x}', t - t')|^{\max} (1 + O(f(\epsilon))),
 \end{aligned} \tag{62}$$

where  $F_i^{(q)}$  is the force impulse distribution  $F_i$  for the  $q$  unit force impulse. Far from its origin the NSlet  $u_{ki}$  tends toward the Stokeslet  $u_{ki}^S$ , which decays to zero. So, in the far-field the NSlet tends towards a smooth solution. In this case, the continuation is from the far-field  $t$  large to the time co-ordinate  $x_0 = t > 0$ . So, the unit force impulse  $u_k^{(q)}$ , which is the NSlet velocity  $u_{qk}$ , is bounded and so exists at any point  $x_0 = t > 0$  (although it becomes singular at its origin as  $x_I \rightarrow 0$ ). Following the same approach as in Chapter 9, it is seen the NSlet exists, is smooth and is unique.

### 10.1 Series summation

Far from the point the NSlet  $u_{ki}$  tends toward the Stokeslet  $u_{ki}^S$ . Also, near to the point the NSlet tend towards the Eulerlet  $u_{ki}^E$ , which is a Stokeslet in the limit as  $x_0 \rightarrow 0$ , so  $u_{ki}^E = \lim_{x_0 \rightarrow 0} u_{ki}^S$ . So, in the far-field and the near-field the following asymptotic expansion is valid:

$$\begin{aligned}
 u_{ki} &= u_{ki}^0 + u_{ki}^I + u_{ki}^{II} + \dots \\
 u_{ki} &= \sum_{N=0}^{N=\infty} u_{ki}^N,
 \end{aligned} \tag{63}$$

where  $u_{ki}^0 = u_{ki}^S$ . In the above equation, the Stokeslets  $u_{ki}^S$  are known, see appendix A, and satisfy the Stokeslet equation

$$u_{ki,0}^S + p_{k,i}^S - \nu u_{ki,jj}^S = -\delta\delta_{ki}. \tag{64}$$

The next term in the expansion then satisfies

$$u_{ki,0}^I + p_{k,i}^I - \nu u_{ki,jj}^I = -u_{kj}^S u_{ki,j}^S, \tag{65}$$

and so on. The expansion tends to the first term in the near- and far-fields, and so is convergent. Since the NSlet velocity is smooth, the expansion can be continued into the remainder of the domain. To recap, the NSlet tends to the Stokeslet in the far-field which in turn tends to the Eulerlet as  $x_0 \rightarrow x'_0$ , and the NSlet tends to the Eulerlet in the near-field which has a singularity on  $R = 0$  as  $x_0 \rightarrow x'_0$ , see figure 9.

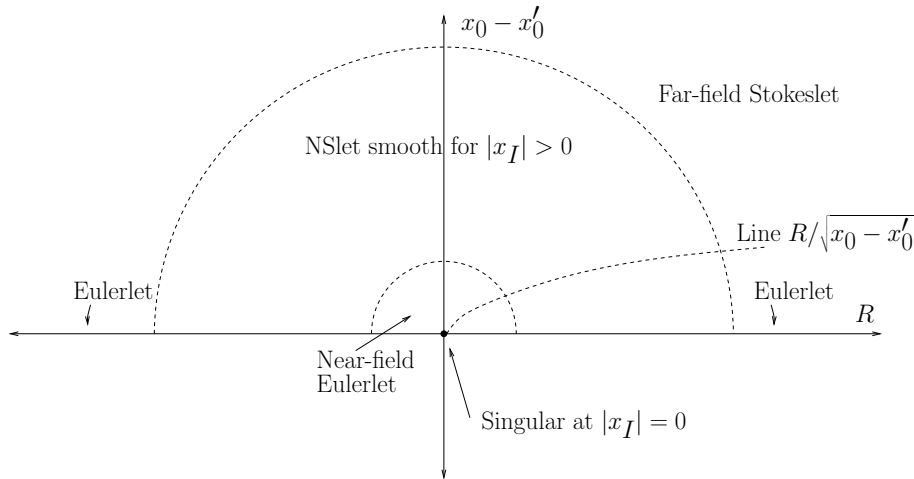


Figure 9: A figurative representation of the NSlet

## 11 Conclusion

A Green's integral representation for the velocity is given over a four-dimensional space-time hyper-surface with a Green's function fundamental solution kernel, called an NSlet, having strength given by a force impulse distribution over the hyper-surface. The force impulse for the problem is assumed to be bounded. Choosing the integral representation for the velocity to be close to the fluid point, then the NSlet approximates to the Eulerlet which is a known smooth function (away from its spatial origin). From this, it is shown that if the velocity is smooth at an initial time then it is smooth for all subsequent time as well. If the velocity exists and is smooth then from the Helmholtz theorem so is the pressure. The force impulse distribution is given by the initial velocity, and if this is taken to be zero then the velocity at all later time is zero, demonstrating uniqueness for the smooth class of solutions  $C^\infty$ .

## A Stokeslet

We follow the approach of Chan and Chwang [15] to give the unsteady Stokeslet. The Stokeslet equation is

$$u_{ki,0}^S + p_{k,i}^S - \nu u_{ki,jj}^S = -\delta\delta_{ki}, \quad u_{ki,i}^S = 0. \quad (66)$$

Taking the divergence of the first equation in (66) gives  $p_{k,ii}^S = -\delta_{,k}$ . Letting  $p_k^S = \delta(x_0)p_{,k}^*$  gives  $p_{,ii}^* = -\delta(x_i)$  and so  $p^* = \frac{1}{4\pi R}$ , which gives

$$p_k^S = \frac{\delta(x_0)}{4\pi} \left[ \frac{1}{R} \right]_{,k}. \quad (67)$$

Substituting this back into the first equation in (66) gives

$$u_{ki,0}^S - \nu u_{ki,jj}^S = -\delta\delta_{ki} - \left( \frac{1}{4\pi R} \right)_{,ki} \delta(x_0). \quad (68)$$

We can split the velocity into two parts, and determine each separately, such that

$$u_{ki}^S = u^A \delta_{ki} + u_{,ki}^B \quad (69)$$

where

$$u_{,0}^A - \nu u_{,jj}^A = -\delta \quad (70)$$

and

$$u_{,0}^B - \nu u_{,jj}^B = -\frac{1}{4\pi R} \delta(x_0). \quad (71)$$

### A.1 Evaluation of $u^A$

Apply Fourier Transforms to (70) to get

$$\left( \frac{1}{\sqrt{2\pi}} \right)^4 \int_{\Sigma_\infty} \left( u_{,0}^A - \nu u_{,jj}^A \right) e^{-\alpha_J x_J} d\Sigma = - \left( \frac{1}{\sqrt{2\pi}} \right)^4, \quad (72)$$

where  $\alpha_I$  are the Fourier Transform variables, and  $\int_{\Sigma_\infty}$  is the integration across all space-time. So

$$\left( \frac{1}{\sqrt{2\pi}} \right)^4 \left( i\alpha_0 + \nu\alpha_R^2 \right) \int_{\Sigma_\infty} u^A e^{-\alpha_J x_J} d\Sigma = - \left( \frac{1}{\sqrt{2\pi}} \right)^4. \quad (73)$$

Let  $\bar{u}^A = \left(\frac{1}{\sqrt{2\pi}}\right)^4 \int_{\Sigma_\infty} u^A e^{-\alpha_j x_j} d\Sigma$ , and let  $\bar{u}^A = \left(\frac{1}{\sqrt{2\pi}}\right)^3 \int_{V_\infty} u^A e^{-\alpha_j x_j} dV$ , where  $dV$  is an element of volume  $V_\infty$  which is an integration across all of space. This gives

$$\begin{aligned}\bar{u}^A &= -\left(\frac{1}{\sqrt{2\pi}}\right)^4 \left(\frac{1}{i}\right) \left(\frac{1}{\alpha - i\nu\alpha_R^2}\right) \\ \bar{u}^A &= -\left(\frac{1}{\sqrt{2\pi}}\right)^3 H(x_0) e^{\nu\alpha_R^2 x_0}\end{aligned}\tag{74}$$

using the result for the inverse Fourier Transform

$F^{-1}\{1/(\alpha - ia)\} = H(x_0)\sqrt{2\pi}ie^{-\alpha x}$  given in standard transform tables, for the real variable  $x$ , transform variable  $\alpha$  and constant  $a$ . Taking the inverse transforms in the spatial directions by using the inverse Fourier Transform  $F^{-1}\{e^{-a\alpha^2}\} = (e^{-x^2/(4a)})/\sqrt{2a}$  given in standard transform tables for the Gaussian, we then get

$$\begin{aligned}u^A &= -\left(\frac{1}{\sqrt{2\pi}}\right)^3 H(x_0) e^{-R^2/(4\nu x_0)} \left(\sqrt{\frac{1}{2x_0}}\right)^3 \\ &= \frac{1}{4\pi\nu} H(x_0) \left(\frac{\text{erf}\eta}{R}\right)_{,0}\end{aligned}\tag{75}$$

where  $\eta = \frac{R}{\sqrt{4\nu x_0}}$  and  $\text{erf}\eta = (2/\sqrt{\pi}) \int_0^\eta e^{-\eta'^2} d\eta'$ , which means

$$\begin{aligned}(\text{erf}\eta)_{,0} &= \eta_{,0}(\text{erf}\eta)_{,\eta} \\ &= -\frac{R}{4} \frac{1}{\sqrt{\nu}} \frac{1}{\sqrt{x_0}^3} \frac{2}{\sqrt{\pi}} e^{-\eta^2}.\end{aligned}\tag{76}$$

## A.2 Evaluation of $u^B$

We then have

$$[u_{,0}^B - \nu u_{jj}^B]_{,qq} = -\left(\frac{1}{4\pi R}\right)_{,qq} \delta(x_0) = \delta.\tag{77}$$

So  $u_{,jj}^B = -u^A$  which gives  $u_{,0}^B = -\nu u^A$  and so

$$u^B = -\frac{1}{4\pi} H(x_0) \frac{\text{erf}\eta}{R}.\tag{78}$$

This then gives the Stokeslet velocity to be

$$u_{ki}^S = \frac{1}{4\pi\nu} H(x_0) \left(\frac{\text{erf}\eta}{R}\right)_{,0} \delta_{ki} - \frac{1}{4\pi} H(x_0) \left(\frac{\text{erf}\eta}{R}\right)_{,ki}.\tag{79}$$



## B Pressure smooth

By applying the Helmholtz decomposition (fundamental theorem of vector calculus) it is shown that if the velocity is smooth then the pressure is smooth as well. The Navier-Stokes equation is rewritten in terms of the head function  $h$  such that

$$u_{i,0} + h_i + p_{,i} - \nu u_{i,jj} = 0, \quad h_i = u_j u_{i,j}. \quad (80)$$

Applying the Helmholtz decomposition to the velocity and head functions

$$\begin{aligned} u_i &= \phi_{,i} + w_i, \quad w_i = \epsilon_{ijk} A_{k,j} \\ h_i &= h_{,i} + h_i^w, \quad h_i^w = \epsilon_{ijk} B_{k,j} \end{aligned} \quad (81)$$

for curl free scalar potentials  $\phi$  and  $h$ , and divergence free vectors  $w_i$  and  $h_i^w$ , represented by the vector potentials  $A_k$  and  $B_k$  respectively, and  $\epsilon_{ijk}$  is the Levi-Civita symbol. (This symbol is such that  $\epsilon_{ijk} = 1$  for permutations  $(i, j, k) = (1, 2, 3)$ ,  $(2, 3, 1)$  and  $(3, 1, 2)$ ,  $\epsilon_{ijk} = -1$  for permutations  $(i, j, k) = (1, 3, 2)$ ,  $(2, 1, 3)$  and  $(3, 2, 1)$ , and zero otherwise.) The wake velocity divergence is  $w_{i,i} = \epsilon_{ijk} A_{k,ji} = 0$ , and so  $u_{i,i} = \phi_{,ii} = 0$ . So, the curl free component of the Navier-Stokes equation is  $\phi_{,i0} + h_{,i} + p_{,i} = 0$  since  $\nu \phi_{,ijj} = 0$ . Integrating this then gives the pressure as

$$p = -\phi_{,0} - h. \quad (82)$$

From the Helmholtz theorem [23], the potentials are given by

$$\begin{aligned} \phi &= \frac{1}{4\pi} \int_S \frac{u_i n_i}{|R - R'|} ds' \\ h &= -\frac{1}{4\pi} \int_V \frac{u_{j;i} u_{i;j}}{|R - R'|} dV' + \frac{1}{4\pi} \int_S \frac{u_j u_{i;j} n_i}{|R - R'|} ds', \end{aligned} \quad (83)$$

for some volume  $V$  enclosed by a surface  $S$  with outward pointing normal  $n_i$ . So, if the velocity  $u_i$  is smooth then the potentials  $\phi$  and  $h$  are smooth, and the pressure  $p$  is smooth.

## References

- [1] E. Chadwick. *The force derivatives of a ship moving with forward velocity U*. Ph.D. thesis, University of Manchester, Manchester, UK, 1992.
- [2] E. Chadwick. The far field Oseen velocity expansion. *Proc. R. Soc. A*, 454:2059–2082, 1998.

- [3] E. Chadwick. A slender-body theory in Oseen flow. *Proc. R. Soc. A*, 458:2007–2016, 2002.
- [4] E. Chadwick. A slender wing theory in potential flow. *Proc. R. Soc. A*, 461:415–432, 2005.
- [5] E. Chadwick. The vortex line in steady, incompressible Oseen flow. *Proc. R. Soc. A*, 462:391–401, 2006.
- [6] E. Chadwick. Experimental verification of an Oseen flow slender body theory. *J. Fluid Mech.*, 654:271–279, 2010.
- [7] E. Chadwick. A boundary integral velocity representation of the steady Navier-Stokes equations for a body in an exterior domain uniform flow field. *Advances in Boundary Element & Meshless Techniques XIX*, pages 97–101, 2018.
- [8] E. Chadwick. The theory and application of Navier-Stokeslets (NSlets). *Phys. Fluids*, 31(107103):1–13, 2019.
- [9] E. Chadwick, J. Christian, and K. Chalasani. Using eulerlets to model steady uniform flow past a circular cylinder. *European Journal of Computational Mechanics*, 27(5-6):469–478, 2018.
- [10] E. Chadwick, J.M. Christian, A. Kapoulas, and K. Chalasani. The theory and application of eulerlets. *Phys. Fluids*, 31(047106):1–14, 2019.
- [11] E. Chadwick and A. Hatam. The physical interpretation of the lift discrepancy in Lanchester-Prandtl lifting wing theory for Euler flow, leading to the proposal of an alternative model in Oseen flow. *Proc. R. Soc. A*, 463:2257–2275, 2007.
- [12] E.A. Chadwick. The far-field Green’s integral in Stokes flow from the boundary integral formulation. *Computer Modeling in Engineering Sciences*, 96(3):177–184, 2013.
- [13] E.A. Chadwick. *Modelling steady flow past a two-dimensional bluff body by using eulerlets*, in *Advances in Boundary Element and Meshless Techniques XVI eds. V. Matic et. al.* EC Ltd, Eastleigh, UK, 2015.
- [14] E.A. Chadwick and A. Kapoulas. Using eulerlets to give a boundary integral formulation in Euler flow and discussion on applications. *Computer Modeling in Engineering Sciences*, 102:331–343, 2015.

- [15] A.T. Chan and A.T. Chwang. The unsteady stokeslet and oseenlet. *Proc. Instn. Mech. Engrs.*, 214(1):175–179, 2000.
- [16] B. Dang. *A Novel Boundary Element Method for Low Reynolds Number External Flow of Biological Fluid Dynamics*. Ph.D. Thesis, University of Salford, Salford, UK., 2020.
- [17] B. Dang and E. Chadwick. BEM for low Reynolds number flow past a steady circular cylinder in an unbounded domain. *UKBIM12 Conference Proceedings*, 2019.
- [18] B. Dang and E. Chadwick. Uniform flow past a closed body at low Reynolds number employing a novel matching in a boundary element formulation. *Engineering Analysis with Boundary Elements*, 119:95–104, 2020.
- [19] C.L. Fefferman. Existence and smoothness of the Navier-Stokes equation. *Clay Mathematics Institute communication <https://www.claymath.org/>*, 2000.
- [20] N. Fishwick and E. Chadwick. The evaluation of the far-field integral in the Green’s function representation for steady Oseen flow. *Physics of Fluids*, 18:113101: 1–5, 2006.
- [21] A. Kapoulas. *An extension to thin aerofoil theory obtained by using eulerlets and oseenlets*. Ph.D. Thesis, University of Salford, Salford, UK, 2013.
- [22] K.Kusukawa, S. Suwa, and T.R.M Nakagawa. An iteration method to solve the boundary layer flow past a flat plate. *Jour. Appl. Math. and Phys.*, 2:35–40, 2014.
- [23] L. Koenigsberger. *Hermann Von Helmholtz, p.357*. Clarendon Press, Oxford University Press, Oxford, UK, 1906.
- [24] O. Ladyzhenskaya. *The Mathematical Theory of Viscous Incompressible Flows (2nd edn)*. Gordon and Breach, New York, 1969.
- [25] P.M. Lemarié-Rieusset. Review of: Solution of the Navier-Stokes Problem, A.G. Ramm, *Appl. Math. Lett. Zentralblatt*, <https://zbmath.org/1410.35100>, 2019.
- [26] C.W. Oseen. *Neure Methoden und Ergebnisse in der Hydrodynamik*. Akad. Verlagsgesellschaft, Leipzig, 1927.
- [27] A.G. Ramm. Solution of the Navier-Stokes Problem. *App. Math. Lett.*, 87:160–164, 2019.

- [28] T. Tao. Finite time blowup for an averaged three-dimensional Navier–Stokes equation. *Jour. Amer. Math. Soc.*, 29:601–674, 2016.