

Homological Link Invariants from Floer Theory

Mina Aganagic^{1,2}, Elise LePage¹, Miroslav Rapcak³

¹*Physics Department, University of California, Berkeley, USA*

²*Departments of Mathematics, University of California, Berkeley, USA*

³*CERN, Theory Department, Geneva, Switzerland*

Abstract

There is a generalization of Heegaard-Floer theory from $\mathfrak{gl}_{1|1}$ to other Lie (super)algebras ${}^L\mathfrak{g}$. The corresponding category of A-branes is solvable explicitly and categorifies quantum $U_q({}^L\mathfrak{g})$ link invariants. The theory was discovered in [1, 2], using homological mirror symmetry. It has novel features, including equivariance and, if ${}^L\mathfrak{g} \neq \mathfrak{gl}_{1|1}$, coefficients in categories. In this paper, we give a detailed description of the theory and how it is solved in the two simplest cases: the $\mathfrak{gl}_{1|1}$ theory itself, categorifying the Alexander polynomial, and the \mathfrak{su}_2 theory, categorifying the Jones polynomial. Our approach to solving the theory is new, even in the familiar $\mathfrak{gl}_{1|1}$ case.

Contents

1	Introduction	3
1.1	The categorification problem	3
1.2	The solution	5
1.3	Acknowledgments	6
2	Overview of the theory	6
2.1	Homological link invariants from A-branes	6
2.2	Algebra of Thimbles	11
2.3	Floer complexes from T -brane algebra	13
2.4	Decategorification	15
2.5	Isotopy invariance and skein	18
3	Resolutions of branes in $\mathcal{D}_{Y_{L, \mathfrak{g}}}$	21
3.1	Finding resolutions	21
3.2	The geometric origin of the algorithm	23
3.3	The algorithm, part I	25
3.4	The algorithm, part II	27
3.5	Floer differential from resolutions	30
4	The $\mathfrak{gl}_{1 1}$ theory	32
4.1	$Y_{\mathfrak{gl}_{1 1}}$ and its potential	32
4.2	The category of A-branes on $Y_{\mathfrak{gl}_{1 1}}$	34
4.3	The $\mathfrak{gl}_{1 1}$ T -branes and their algebra	39
4.4	Projective resolutions	46
4.5	Simple examples	50
4.6	Homological $U_q(\mathfrak{gl}_{1 1})$ link invariants from $\mathcal{D}_{Y_{\mathfrak{gl}_{1 1}}}$	66
4.7	$U_q(\mathfrak{gl}_{1 1})$ skein from branes	72
5	The \mathfrak{su}_2 theory	74
5.1	The A-model on $Y_{\mathfrak{su}_2}$	74
5.2	The category of A-branes on $Y_{\mathfrak{su}_2}$	75

5.3	Equivariant mirror symmetry	78
5.4	\mathfrak{su}_2 T -branes and their algebra	83
5.5	Projective resolutions	94
5.6	Simple examples	98
5.7	Homological $U_q(\mathfrak{su}_2)$ link invariants from $\mathcal{D}_{Y_{\mathfrak{su}_2}}$	120
5.8	$U_q(\mathfrak{su}_2)$ skein from branes	124
A	The swiping move	126
A.1	The move for $\mathfrak{gl}_{1 1}$	126
A.2	The move for \mathfrak{su}_2	129
B	Signs in the category of twisted complexes	132
B.1	Differential-graded algebra as an A_∞ algebra	132
B.2	Pre-twisted complexes	133
B.3	Twisted objects	134
C	Signs in the differential	135
C.1	Signs in one dimension	135
C.2	Signs in \mathfrak{su}_2 complexes	136
C.3	Signs in $\mathfrak{gl}_{1 1}$ complexes	137

1 Introduction

In 1928, Alexander constructed a polynomial invariant of links in \mathbb{R}^3 [11]. In one of its formulations, it is defined by picking a projection of the link to a plane and the skein relation

$$\mathfrak{q}^{n/2} P_{\nearrow \searrow} - \mathfrak{q}^{-n/2} P_{\searrow \nearrow} = (\mathfrak{q}^{1/2} - \mathfrak{q}^{-1/2}) P_{\nearrow \nearrow} \quad (1.1)$$

with $n = 0$. The same skein relation with $n = 2$ instead defines the polynomial link invariant discovered by Jones in 1988 [48].

Witten showed that these invariants originate from Chern-Simons theory with gauge group based on a Lie algebra ${}^L\mathfrak{g}$ [99]. In particular, the Jones polynomial comes from choosing ${}^L\mathfrak{g} = \mathfrak{su}_2$, with links colored by the defining, two-dimensional representation. The Alexander polynomial, comes from the same setting by taking ${}^L\mathfrak{g}$ to be the Lie superalgebra $\mathfrak{gl}_{1|1}$. The resulting link invariants are the $U_{\mathfrak{q}}({}^L\mathfrak{g})$ quantum group invariants of Reshetikhin and Turaev [85].

1.1 The categorification problem

The quantum invariants of links are Laurent polynomials in $\mathfrak{q}^{1/2}$, with coefficients which are integers (up to an overall normalization). Crane and Frenkel [28] used this to suggest that link invariants may be shadows of a deeper, more fundamental theory, in which one can associate to a projection of the link to a plane a bi-graded complex of abelian groups

$$C^{*,j}(K) = \dots C^{i-1,j}(K) \xrightarrow{\partial^{i-1}} C^{i,j}(K) \xrightarrow{\partial^i} \dots,$$

such that each homology group $\mathcal{H}^{i,j}(K) = \ker \partial^i / \text{im } \partial^{i-1}$ is an invariant of the link projection and whose equivariant Euler characteristic

$$\chi(K) = \sum_{i,j} (-1)^i \mathfrak{q}^j \dim \mathcal{H}^{i,j}(K),$$

is the quantum group link invariant. Independently, existence of such a theory was predicted by string theory. This was explained by Gukov, Schwarz and Vafa in [42], following Ooguri and Vafa in [72].

1.1.1

A toy model for categorification comes from a Riemannian manifold M , whose Euler characteristic

$$\chi(M) = \sum_{k \in \mathbb{Z}} (-1)^k \dim \mathcal{H}^k(M)$$

is categorified by the cohomology $\mathcal{H}^k(M) = \ker d_k / \text{im } d_{k-1}$ of the de Rham complex

$$C^* = \dots C^{k-1} \xrightarrow{d_{k-1}} C^k \xrightarrow{d_k} \dots$$

The Euler characteristic is, from the physics perspective, the partition function of supersymmetric quantum mechanics with M as a target space: $\chi(M) = \text{Tr}(-1)^F e^{-\beta H}$, with the Hamiltonian being the Laplacian $H = dd^* + d^*d$ and $d = \sum_k d_k$ the supersymmetry operator. If h is a Morse function on M , the complex can be replaced by a Morse–Smale–Witten complex C_h^* with the differential $d_h = e^h d e^{-h}$. The complex C_h^* , as Witten showed [98], is the space of perturbative ground states of a σ -model on M with potential h . The action of the differential d_h is generated by instantons.

1.1.2

Both the Alexander and the Jones polynomial have known categorifications; however, they have very different flavor.

A categorification of the Jones polynomial was discovered in 1999, by Khovanov [50, 51]. Khovanov’s construction is remarkable for being simple and completely explicit. However, unlike in our toy example of categorification of the Euler characteristic of a Riemannian manifold, the construction is purely algebraic – it does not originate from either geometry or physics. If we replace the Lie algebra \mathfrak{su}_2 by an arbitrary (ordinary) Lie algebra ${}^L\mathfrak{g}$, there is an abstract algebraic framework for categorification of quantum link invariants due to [95], based on a derived category of modules of an algebra known as the KLRW algebra, constructed in [52, 87, 95]. Unlike Khovanov’s construction, Webster’s categorification exists only formally.

The Alexander polynomial is categorified by Heegaard–Floer theory, discovered in 2002 by Ozsvath and Szabo [79–83]. It is based on Floer theory, or the A-model, with target $Y_{\mathfrak{g}|\mathfrak{t}_{1|1}}$ which is a symmetric product of Riemann surfaces \mathcal{A} . Floer theory

is modeled after the Morse theory approach to supersymmetric quantum mechanics, applied to a theory in one higher dimension. The vector spaces underlying the chain complexes are spanned by intersection points of a pair of A-branes constructed from the link. The differential is defined by counting disk instantons. Unlike a generic A-model, Heegard-Floer theory turned out to be solvable explicitly [64, 66].

1.1.3

The link categorification problem is to find a general framework for link homology theories that works uniformly for all Lie algebras and ideally originates from physics or geometry. The theory should explain what link homology groups are and why they exist. In addition, it is not unreasonable to hope that it may be solvable.

Chern-Simons theory is a rare example of an explicitly solvable yet non-trivial quantum field theory. If one is fortunate enough, the theory whose Euler characteristic Chern-Simons theory computes should be solvable as well. Previous attempts [24, 25, 54, 55, 92, 101] gave theories that were either not general, not solvable, or both.

1.2 The solution

There is a generalization of Heegard-Floer theory from $\mathfrak{gl}_{1|1}$ to other Lie superalgebras ${}^L\mathfrak{g}$, discovered in [1, 2]. The theory manifestly categorifies quantum group link invariants. It provides a rare example of a category of branes which is solvable explicitly, yet highly non-trivial.

In this paper, we give an explicit description of this new Floer theory and how it is solved. We give an algorithm for computing link homologies that applies for any ${}^L\mathfrak{g}$. We describe the theory in detail in the two simplest cases, corresponding to $\mathfrak{gl}_{1|1}$ and to \mathfrak{su}_2 . We prove explicitly Thm. 1, that the theory gives homological link invariants and Thm. 2, that its Euler characteristics satisfy the skein relations (1.1). The approach to solving the theory is new, even in the familiar context of the $\mathfrak{gl}_{1|1}$ theory.

In the course of solving the theory, one also discovers that KLRW algebras arise naturally as algebras of opens strings in the Floer theory associated to simply laced Lie algebras ${}^L\mathfrak{g}$, as proven in [5]. We will describe the extension to other ${}^L\mathfrak{g}$, including to non-simply laced Lie algebras, and Lie superalgebras $\mathfrak{gl}(m|n)$ and $\mathfrak{sp}(m|2n)$ elsewhere.

1.3 Acknowledgments

M.A. is grateful to Vivek Shende and Peng Zhou for many discussions about Floer theory, and for collaboration on closely related work [5]. We thank the organizers and participants of the AIM workshop on “Floer theory of symmetric products and Hilbert schemes”, in December 2022, for a stimulating workshop which centered, in part, on this work. M.A. especially benefited from discussions with Mohammed Abouzaid, Robert Lipshitz and Ivan Smith during the workshop. This research is supported by the NSF foundation grant PHY2112880 and by the Simons Investigator Award.

2 Overview of the theory

The section gives a brief overview of the theory for any ${}^L\mathfrak{g}$. In later sections, we will describe in detail the theories in the two special cases, corresponding to ${}^L\mathfrak{g} = \mathfrak{gl}_{1|1}$ and \mathfrak{su}_2 .

We will study framed links in $\mathcal{A} \times \mathbb{R}$ where $\mathcal{A} = \mathbb{C}^\times$ is an infinite complex cylinder. For this choice of \mathcal{A} , the theory will have two descriptions, related by mirror symmetry. Mirror symmetry will make complementary aspects of the theory easy to understand.

2.1 Homological link invariants from A-branes

Pick ${}^L\mathfrak{g}$, which is either a simply laced Lie algebra, or the Lie superalgebra $\mathfrak{gl}(m|n)$. Pick also a collection of marked points on \mathcal{A} , or rather pairs of them, labeled by a minuscule representation V_i of ${}^L\mathfrak{g}$, and its conjugate V_i^* . The geometric structures below are associated to the zero weight subspace of $\bigotimes_i V_i \otimes V_i^*$, where i runs over all pairs of punctures. The theory extends to non-simply laced Lie algebras ${}^L\mathfrak{g}$, and to $\mathfrak{sp}(m|2n)$, with some minor modifications. It is possible it exists more generally yet.

2.1.1

A “matching” is a collection of curves on \mathcal{A} which have endpoints on a set of marked points, colored by pairs of conjugate representations. For every two such matchings, colored red and blue, we get a link in $\mathcal{A} \times \mathbb{R}$ by taking the red matching to overpass the blue. Arbitrary links arise in this way.

To assign a pair of matchings to a link, recall that any link has a representation as a “plat” closure of a braid, with a sequence of d caps at the top and d cups at the bottom. The result is due to Birman [22].

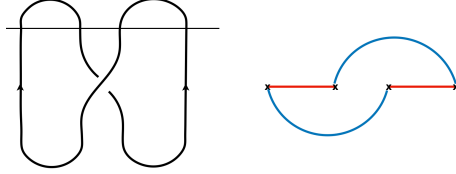


Figure 1: A pair of matchings derived from a plat closure representation of the unknot, for $d = 2$.

To the top closure, we will assign a “standard” red matching. It will be useful to isotope its endpoints to lie on a fixed circle in \mathcal{A} . To the bottom closure, we will assign the same standard matching but isotoped by the braid and colored blue. The braid moves are read from bottom to top.

2.1.2

To the Riemann surface \mathcal{A} with marked points colored by pairs of conjugate, minuscule representations of ${}^L\mathfrak{g}$, we will associate a category. The category

$$\mathcal{D}_Y = D(\mathcal{FS}(Y, W))$$

is a category of equivariant A-branes on an exact symplectic manifold $Y = Y_{L\mathfrak{g}}$ of $2c_1(K_Y) = 0$, equipped with a choice of top holomorphic form $\Omega = \Omega_{L\mathfrak{g}}$ and with a superpotential $W = W_{L\mathfrak{g}}$. The symplectic form must be compatible with Ω in the sense that both give rise to the same real volume form $\Omega \wedge \bar{\Omega}$. A comprehensive introduction to derived Fukaya categories is [90]; a brief review is in [13].

2.1.3

The target Y is a product of symmetric products, one for each node of the Dynkin diagram

$$Y = \prod_{a=1}^{\text{rk}{}^L\mathfrak{g}} \text{Sym}^{d_a}(\mathcal{A}), \quad (2.1)$$

with potential W that couples them written in [2]. An important special feature of the theory is that W is not single-valued.

2.1.4

Objects of \mathcal{D}_Y are Lagrangians L in Y , together with extra structures. Their grading is a choice of a lift of the phase of

$$\Omega e^{-W}|_L, \quad (2.2)$$

to a single-valued function on the brane. The choice of a lift of the phase of $\Omega|_L$ is the cohomological, or Maslov grading of the brane. Since W is not single-valued, the choice of a lift of the phase of $e^{-W}|_L$ leads to additional, equivariant, gradings in the theory. As always, the branes may be equipped with a local system and a choice of spin structure. We will see that both will play a role.

2.1.5

To the blue and red segments we will assign a pair of A-branes

$$I_U, \mathcal{B}E_U \in \mathcal{D}_Y.$$

The branes depend on ${}^L\mathfrak{g}$ and on representations coloring the link components. The choice of branes is explained by equivariant mirror symmetry when ${}^L\mathfrak{g}$ is simply laced.

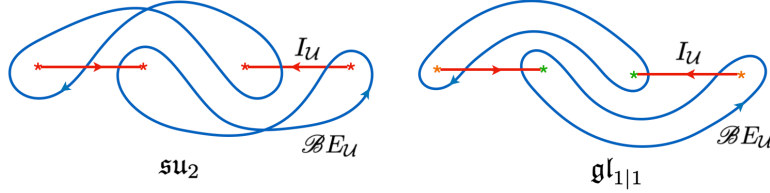


Figure 2: The branes corresponding to the unknot projection in Fig. 1 in the ${}^L\mathfrak{g} = \mathfrak{su}_2$ and $\mathfrak{gl}_{1|1}$ theories.

Homological $U_q({}^L\mathfrak{g})$ link invariants are the spaces of morphisms between the branes, viewed as objects of \mathcal{D}_Y :

$$\text{Hom}_{\mathcal{D}_Y}^{*,*}(\mathcal{B}E_U, I_U) = \bigoplus_{k, \vec{J}} \text{Hom}_{\mathcal{D}_Y}(\mathcal{B}E_U, I_U[k]\{\vec{J}\}). \quad (2.3)$$

Here, $[k]$ is \mathbb{Z} -valued cohomological, or Maslov degree. The vector \vec{J} is the equivariant degree, whose J_0 component is half integral, and related to \mathfrak{q} . The $\text{rk}{}^L\mathfrak{g}$ additional equivariant \mathbb{Z} -gradings couple to holonomies of Chern-Simons gauge fields on the S^1 .

2.1.6

Spaces of morphisms between the branes in \mathcal{D}_Y are Floer cohomology groups [90]:

$$Hom_{\mathcal{D}_Y}^{*,*}(\mathcal{B}E_{\mathcal{U}}, I_{\mathcal{U}}) = \text{Ker } \delta_F / \text{Im } \delta_F. \quad (2.4)$$

Floer theory, introduced in [34], generalizes the Morse theory approach to supersymmetric quantum mechanics, to a theory in one dimension up. The Floer complex is a vector space

$$hom_Y^{*,*}(\mathcal{B}E_{\mathcal{U}}, I_{\mathcal{U}}) \equiv CF^{*,*}(\mathcal{B}E_{\mathcal{U}}, I_{\mathcal{U}}) = \bigoplus_{\mathcal{P} \in \mathcal{B}E_{\mathcal{U}} \cap I_{\mathcal{U}}} \mathbb{C}\mathcal{P}, \quad (2.5)$$

spanned by the intersection points of the branes, keeping track of gradings, equipped with a differential δ_F

$$\delta_F : hom_Y^{*,*}(\mathcal{B}E_{\mathcal{U}}, I_{\mathcal{U}}) \rightarrow hom_Y^{*+1,*}(\mathcal{B}E_{\mathcal{U}}, I_{\mathcal{U}}). \quad (2.6)$$

The space $hom_Y^{*,*}(\mathcal{B}E_{\mathcal{U}}, I_{\mathcal{U}})$ of morphisms between the branes in the ordinary Fukaya category is the space of perturbative supersymmetric ground states of the $\mathcal{N} = 2$ Landau-Ginsburg model on an interval, with the pair of A-branes as boundary conditions. The space $Hom_{\mathcal{D}_Y}^{*,*}(\mathcal{B}E_{\mathcal{U}}, I_{\mathcal{U}})$ of morphisms in the derived Fukaya category is spanned by the exact supersymmetric ground states.

2.1.7

The action of the Floer differential in (2.6) is defined by counting holomorphic maps $y : D \rightarrow Y$ from the unit disk D with two marked points to Y . The unit disk with two marked points is biholomorphic to an infinite strip of unit width. The coefficient of \mathcal{P}' in $\delta_F \mathcal{P}$ is the count of maps for which the two boundary components of D map to the branes $\mathcal{B}E_{\mathcal{U}}$ and $I_{\mathcal{U}}$ and the two marked points to \mathcal{P} and \mathcal{P}' . Our orientation conventions are spelled out in [2] and are the same as in [13].

Holomorphic maps that contribute to the Floer differential, or the higher A_{∞} maps, have finite symplectic area. In a physically sensible A-model, the potential W must pull back to a regular function on the disk D [2]. For theories with potentials which are regular this condition is vacuous, but not for us. It implies the equivariant degree of all Floer theory maps is 0. Maps that contribute to the differential δ_F have

Maslov index 1. This is the index of the linearized Cauchy-Riemann operator for a fixed conformal structure on D . After dividing by reparameterizations of the unit disk keeping the two boundary marked points fixed, the moduli space of maps that contribute becomes zero dimensional.

2.1.8

There are no general means for computing the action of the Floer differential δ_F from its definition, rather, one has to approach the problem instanton by instanton. In Heegaard-Floer theory, for some very special link presentations [66], one can compute the differential by arranging that only a few different kinds of disks appear; however, there is nothing canonical about it.

In sufficiently nice derived Fukaya categories, there is an alternate approach. In our setting, it will enable us to compute the action of differential, and hence the Floer cohomology groups, algebraically.

In what follows, we will describe the category \mathcal{D}_Y explicitly, and how to solve it. We will give an algorithm for computing $Hom_{\mathcal{D}_Y}^{*,*}(\mathcal{B}E_{\mathcal{U}}, I_{\mathcal{U}})$, and prove the resulting vector spaces are link invariants.

2.1.9

To keep the length of the paper contained, will specialize to the two simplest cases, when the Lie algebra is either \mathfrak{su}_2 or $\mathfrak{gl}_{1|1}$, with links colored by their two-dimensional defining representations. In both cases, Y is the symmetric product of d copies of \mathcal{A}

$$Y = Sym^d(\mathcal{A}), \tag{2.7}$$

but with different Ω and W . A point in the symmetric product is d unordered points on \mathcal{A} . Correspondingly, an object in \mathcal{D}_Y , the category of A -branes on Y , is a product of d one-dimensional Lagrangians on \mathcal{A} , which we take to be disjoint.

In both cases, the $I_{\mathcal{U}}$ branes come from Lagrangians on $Y = Sym^d(\mathcal{A})$ that are simply the product of the corresponding d red segments on \mathcal{A} . The $\mathcal{B}E_{\mathcal{U}}$ branes are obtained by replacing the blue segments with products of d figure eights in the \mathfrak{su}_2 case, or ovals for $\mathfrak{gl}_{1|1}$, as in Fig. 2.

2.2 Algebra of Thimbles

The category of A-branes on Y is generated by a finite set of branes. As the generating set, we will take the branes

$$T_{\mathcal{C}} = T_{i_1} \times \dots \times T_{i_d},$$

which are products of d real line Lagrangians on \mathcal{A} , where d is the dimension of Y , colored by simple roots of the Lie algebra.

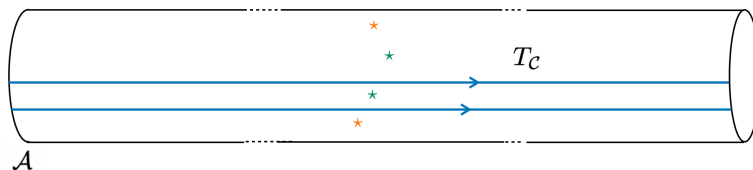


Figure 3: A $T_{\mathcal{C}}$ -brane for ${}^L\mathfrak{g} = \mathfrak{gl}_{1|1}$ with $d = 2$.

There is a $T_{\mathcal{C}}$ -brane for every inequivalent ordering of real line Lagrangians on \mathcal{A} . For Y as in (2.1), every $T_{\mathcal{C}}$ brane has d_a of its real line Lagrangians colored by a simple root ${}^L e_a$. Without changing the $T_{\mathcal{C}}$ -brane, a one-dimensional component of it colored by a simple root ${}^L e_a$ can be isotoped through a marked point provided $\langle {}^L e_a, \mu_j \rangle = 0$, where μ_j is the highest weight labeling the puncture; it can pass through another real line Lagrangian colored by ${}^L e_b$ if $\langle {}^L e_a, {}^L e_b \rangle = 0$.

2.2.1

The T -branes should be thought of as thimbles [44, 100] of the potential W , which Y is equipped with, in a chamber of the parameter space [2]. The thimbles are the set of all initial conditions for upward gradient flows of $\text{Re}(W)$, on which $\text{Im}(W)$ is constant, and which asymptote to a critical point of the potential.

One subtlety is that, to generate the category of A-branes with the T -branes, one has include to additional branes which one can think of as thimbles associated to “critical points at infinity”. Another subtlety, explained in section 5, is that when ${}^L\mathfrak{g} \neq \mathfrak{gl}_{1|1}$, the $T_{\mathcal{C}}$ -branes used to generate \mathcal{D}_Y get equipped with an additional structure, which is a local system of modules for a certain finite rank algebra.

2.2.2

The category \mathcal{D}_Y of A-branes on Y being generated by the T -brane

$$T = \bigoplus_{\mathcal{C}} T_{\mathcal{C}}, \quad (2.8)$$

implies the equivalence

$$\mathcal{D}_Y \cong \mathcal{D}_A \quad (2.9)$$

where \mathcal{D}_A is the derived category of modules of an algebra A ,

$$A = \text{hom}_Y^{*,*}(T, T), \quad (2.10)$$

which is the endomorphism algebra of the generator T . The sum in (2.8) is over all the thimbles, including those associated to critical points at infinity. A is the algebra of open strings that begin and end on the branes.

One of the virtues of this generating set of branes is that the algebra A is computable explicitly and in a sense, as simple as possible. When ${}^L\mathfrak{g}$ is a Lie superalgebra, the algebra A is an associative graded algebra with a differential. For $\mathfrak{gl}_{1|1}$, we will describe the algebra in section 4. When ${}^L\mathfrak{g}$ is an ordinary simply laced Lie algebra, the algebra A is even simpler, as it is an ordinary associative algebra in cohomological degree zero. For \mathfrak{su}_2 , it is described in section 5.

2.2.3

One should think of the equivalence in (2.9) as one half of homological mirror symmetry,

$$\mathcal{D}_X \cong \mathcal{D}_A \cong \mathcal{D}_Y. \quad (2.11)$$

Here X is the mirror of Y , and \mathcal{D}_X is the category of B-type branes on X , working equivariantly with respect to a torus \mathbb{T} . When ${}^L\mathfrak{g}$ is an ordinary Lie algebra, \mathcal{D}_X is the derived category of \mathbb{T} -equivariant coherent sheaves on X ; in Lie superalgebra cases, it is a category of matrix factorizations. The T -branes on Y map to vector bundles on X with the same label. Mirror to adding to Y its multi-valued potential W is working equivariantly with respect to the torus \mathbb{T} . Conversely, turning off the \mathbb{T} -action sets W to zero.

2.2.4

Every T_C -brane associated to an honest critical point of W has a dual I_C -brane, which satisfies that the only non-vanishing Homs from the T -branes to the I -branes are

$$\text{hom}_Y(T_C, I_{C'}) = \delta_{C,C'} \mathbb{C}, \quad (2.12)$$

in Maslov and equivariant degree zero. The I_C -brane is its dual thimble, corresponding to the set of all initial conditions of downward gradient flows of $\text{Re } W$. Correspondingly, a T_C -brane intersects only the dual $I_{C'}$ -brane, and only once, at the critical point of the potential, leading to (2.12). Among the I -branes, one finds included the $I_{\mathcal{U}}$ -branes that serve as caps. There is a Koszul dual way to generate \mathcal{D}_Y , in terms of I -branes instead of T -branes [2].

2.2.5

The equivalence of categories in (2.9) comes from the Yoneda functor

$$\text{hom}_Y(T, -) : \mathcal{D}_Y \rightarrow \mathcal{D}_A, \quad (2.13)$$

which maps A-branes on Y to complexes of modules of the algebra A . It maps T_C -branes to projective modules of the algebra A , and the dual I_C -branes to simple modules. A projective module is a direct summand of a free module. Since an algebra is always a free module for itself, the free module whose summand is T_C corresponds to the $T = \bigoplus_C T_C$ brane.

2.3 Floer complexes from T -brane algebra

Like every brane in \mathcal{D}_Y , the braided cup branes have a description as a complex, every term of which is a direct sum of T -branes. The complex $(\mathcal{B}E(T), \delta)$ is a direct sum brane $\mathcal{B}E(T)$, together with a differential δ . The complex describes how to get the $\mathcal{B}E_{\mathcal{U}} \in \mathcal{D}_Y$ brane by starting with the direct sum of the generators

$$\mathcal{B}E(T) = \bigoplus_k \mathcal{B}E_k(T)[k], \quad (2.14)$$

and deforming differential $\delta \in A = \text{hom}_Y^{*,*}(T, T)$ away from zero. The differential δ acts on the brane as a cohomological degree one and equivariant degree zero operator

$$\delta : \mathcal{B}E(T) \xrightarrow{\delta} \mathcal{B}E(T)[1]$$

that squares to zero in the algebra A (in an appropriate sense).

2.3.1

Per definition, the direct sum brane $\mathcal{B}E(T)$ together with the differential δ , is equivalent to the brane we started with, as object of \mathcal{D}_Y

$$\mathcal{B}E_{\mathcal{U}} \cong (\mathcal{B}E(T), \delta). \quad (2.15)$$

Since the T -branes map to projective modules of the algebra A by the Yoneda functor (2.13), the complex $(\mathcal{B}E(T), \delta)$ is a projective resolution of the $\mathcal{B}E_{\mathcal{U}}$ brane. In particular, this means that all Homs of the $\mathcal{B}E_{\mathcal{U}}$ -brane, viewed as a Lagrangian on Y are equivalent in \mathcal{D}_Y to the Homs of the complex $(\mathcal{B}E(T), \delta)$ resolving the brane.

2.3.2

Because the $I_{\mathcal{U}}$ -brane is one of the simples of the algebra A , from the projective resolution of the $\mathcal{B}E_{\mathcal{U}}$ -brane we get for free a complex of vector spaces

$$(\mathrm{hom}_Y^*(\mathcal{B}E(T), I_{\mathcal{U}}\{\vec{J}\}), \delta_F), \quad (2.16)$$

one for each $\{\vec{J}\}$, whose cohomology is the link homology group we are after:

$$\mathrm{Hom}_{\mathcal{D}_Y}(\mathcal{B}E_{\mathcal{U}}, I_{\mathcal{U}}[k]\{\vec{J}\}) = H^k(\mathrm{hom}_Y^*(\mathcal{B}E_{\mathcal{U}}(T), I_{\mathcal{U}}\{\vec{J}\})). \quad (2.17)$$

The complex of vector spaces in (2.16) is obtained from the (twisted) complex of branes $(\mathcal{B}E(T), \delta)$ by applying the functor

$$\mathrm{hom}_Y^*(-, I_{\mathcal{U}}\{\vec{J}\}) = \bigoplus_{k \in \mathbb{Z}} \mathrm{hom}_Y(-, I_{\mathcal{U}}[k]\{\vec{J}\}), \quad (2.18)$$

and making use of the duality between T -branes and the I -branes in (2.12). The fact that the k -th cohomology group of the complex on the right hand side in (2.17) agrees with the Hom space in \mathcal{D}_Y on the left is a standard piece of homological algebra. We will explain this in section 3.5 in more detail.

2.3.3

The complex we get in (2.16) is the Floer complex. By construction of the direct sum brane $\mathcal{B}E(T)$ from section 3, the vector space we get at the k -th term of the complex,

in equivariant degree \vec{J} , can be identified with the space spanned by the intersection points of the $\mathcal{B}E_{\mathcal{U}}$ -brane and the $I_{\mathcal{U}}$ -brane, in the same degree

$$\mathrm{hom}_Y(\mathcal{B}E_{\mathcal{U}}, I_{\mathcal{U}}[k]\{\vec{J}\}) = \mathrm{hom}_Y(\mathcal{B}E_k(T), I_{\mathcal{U}}\{\vec{J}\}). \quad (2.19)$$

Since, in addition, the cohomology of the complex coincides with Floer cohomology, it follows that the functor in (2.18) maps the brane differential δ , to the Floer differential δ_F in (2.6). Thus, knowing δ , we obtain the Floer differential δ_F without counting holomorphic curves.

2.3.4

It follows that the link homology $\mathrm{Hom}_{\mathcal{D}_Y}^{*,*}(\mathcal{B}E_{\mathcal{U}}, I_{\mathcal{U}})$ captures only a small part of the geometry of $\mathcal{B}E_{\mathcal{U}}$, the braided cup brane. Because the T -branes are dual to the I -branes by (2.12), almost all terms in the complex (2.16) vanish. The cohomology (2.17) of the complex that remains is the $U_{\mathfrak{q}}(L\mathfrak{g})$ link homology.

2.4 Decategorification

The category of A-branes \mathcal{D}_Y manifestly categorifies $U_{\mathfrak{q}}(L\mathfrak{g})$ link invariants [1, 2].

2.4.1

A conformal block of $\widehat{L\mathfrak{g}}$ on \mathcal{A} corresponding to a brane $L \in \mathcal{D}_Y$ has an integral representation

$$\mathcal{V}_{\alpha}[L] = \int_L \Phi_{\alpha} \Omega e^{-W}, \quad (2.20)$$

developed by Feigin and Frenkel [33] and Schechtman and Varchenko [88, 89] (see [31] for review) for simple Lie algebras $L\mathfrak{g}$. $\mathcal{V}_{\alpha}[L]$ are solutions of the trigonometric version of the Knizhnik-Zamolodchikov [57] equation of $\widehat{L\mathfrak{g}}$ because \mathcal{A} is an infinite cylinder. It depends on the brane only through its K -theory class $[L]$.

The integral differs from the equivariant central charge function $\mathcal{Z} : \mathcal{D}_Y \rightarrow \mathbb{C}$ of the A-brane category

$$\mathcal{Z}[L] = \int_L \Omega e^{-W} \quad (2.21)$$

by insertions of chiral ring operators Φ_{α} [2]. These are rational functions on Y , so the actions of monodromies on (2.20) and (2.21) coincide. The equivariant central charge

functions are also conformal blocks, this time of a W -algebra associated to the Lie algebra \mathfrak{g} , which is Langlands dual to ${}^L\mathfrak{g}$ [6].

Conformal blocks corresponding to collections of caps and cups come from K -theory classes of branes $E_{\mathcal{U}}$ and $I_{\mathcal{U}}$ in \mathcal{D}_Y , which are proportional, with constant of proportionality that is a \mathfrak{q} -number.

2.4.2

If the braiding functor takes L to $\mathcal{B}L \in \mathcal{D}_Y$, its action on K -theory classes of branes $[\mathcal{B}L] = \mathfrak{B}[L]$ is obtained from Picard-Lefschetz theory. In our case, \mathfrak{B} represents the action of a braid group element on the space of conformal blocks,

$$\mathcal{V}_\alpha[\mathcal{B}L] = \mathfrak{B}\mathcal{V}_\alpha[L], \quad (2.22)$$

so by the Kohno-Drinfeld theorem [30], \mathfrak{B} is an element of the $U_{\mathfrak{q}}({}^L\mathfrak{g})$ quantum group. It is a product of R -matrices, which describe exchanges of neighboring pairs of vertex operators associated with elementary braid moves.

2.4.3

The $U_{\mathfrak{q}}({}^L\mathfrak{g})$ invariant of a link described as plat closure of a braid is the matrix element of \mathfrak{B} between conformal blocks $[E_{\mathcal{U}}]$ and $[I_{\mathcal{U}}]$ corresponding to caps and cups. This matrix element is, per construction, the equivariant intersection number of the branes:

$$\chi(\mathcal{B}E_{\mathcal{U}}, I_{\mathcal{U}}) = \bigoplus_{\mathcal{P} \in \mathcal{B}E_{\mathcal{U}} \cap I_{\mathcal{U}}} (-1)^{M(\mathcal{P})} \mathfrak{q}^{\vec{J}(\mathcal{P})}. \quad (2.23)$$

In addition to the Maslov, or cohomological grading, we keep track of the equivariant gradings coming from the non-single-valued potential. Above, $M(\mathcal{P})$ and $\vec{J}(\mathcal{P})$ are the Maslov and equivariant gradings of the point \mathcal{P} . The equivariant intersection number is also, per definition, the graded Euler characteristic of the homology $Hom_{\mathcal{D}_Y}^{*,*}(\mathcal{B}E_{\mathcal{U}}, I_{\mathcal{U}})$ in (2.3),

$$\chi(\mathcal{B}E_{\mathcal{U}}, I_{\mathcal{U}}) = \bigoplus_{M, \vec{J}} (-1)^M \mathfrak{q}^{\vec{J}} \dim_{\mathbb{C}}(Hom_{\mathcal{D}_Y}(\mathcal{B}E_{\mathcal{U}}, I_{\mathcal{U}}[M]\{\vec{J}\})) \quad (2.24)$$

where the dimension is that of homology group over \mathbb{C} , or over \mathbb{Q} , ignoring torsion.

2.4.4

The quantum link invariants depend on choice of normalization, which one can take to be the value of the invariant for the unknot. One common choice assigns to the unknot the quantum dimension of the representation coloring it. Another assigns to it 1. The link invariant that assigns 1 to the unknot is known as “reduced”, as opposed to the “unreduced” invariant that assigns it the quantum dimension.

One way to get the reduced $U_q({}^L\mathfrak{g})$ invariant of a link K is to start with a presentation of the link as a closure of a (V, V^*) tangle, which has one strand open at the top and one at the bottom, colored by representations V and V^* . The reduced invariant of the link is the invariant of the tangle. The ratio of the original and reduced invariant is the quantum dimension of the representation V . In our framework, cutting a strand translates to removing a pair of blue and red segments that meet at a puncture. By construction, this leaves a puncture which one can take to infinity without crossing any of the remaining matchings [67]. For example, for the unknot and ${}^L\mathfrak{g} = \mathfrak{su}_2$ or $\mathfrak{gl}_{1|1}$, this changes the brane configurations from Fig. 2 to Fig. 4.



Figure 4: The branes for reduced unknot for \mathfrak{su}_2 and $\mathfrak{gl}_{1|1}$, respectively.

2.4.5

Representation theory sourced by KZ equations [57] and their quantum qKZ counterparts [35], based on bosonic Lie algebras, has played a central role in mathematical physics since their discoveries. The extension of the theory to Lie superalgebras is not as well developed, with the exception of the extension of Drinfeld’s theorem to superalgebras from [32]. It should be only a matter of time before this is remedied. For bosonic simply laced Lie algebras, the contemporary understanding of the theory is due to Maulik and Okounkov [69], followed by [8, 9, 75–78] and building on work of Nekrasov and Shatashvili [70]. It is based on quantum geometry of certain holomor-

phic symplectic varieties that arise as moduli spaces of three-dimensional quiver gauge theories with $\mathcal{N} = 4$ supersymmetry. The relation between representation theory of quantum groups and quantum geometry naturally extends to a larger set, coming from moduli spaces of certain very special three dimensional quiver gauge theories with only $\mathcal{N} = 2$ supersymmetry. In one direction, this leads to extension of the theory to $\mathfrak{gl}(m|n)$, development of which commenced in [86]. These gauge theories can be shown to lead to equivariant central charge functions (2.21) coming from conformal blocks of the corresponding super W -algebra from [65]. The other direction of extension is to Verma modules [10].

While the conceptual explanation for why the theory decategorifies to $U_q({}^L\mathfrak{g})$ link invariants will ultimately be along the lines presented in this subsection for any ${}^L\mathfrak{g}$, there is an alternative, direct way to understand it, once one picks a specific Lie algebra.

2.5 Isotopy invariance and skein

It is manifest at the outset that the theory gives rise to homological invariants of braids. It is true, though not manifestly so, that it also gives rise to homological invariants of links, invariant under ambient isotopy:

Theorem 1. *The homology groups $Hom_{\mathcal{D}_Y}^{**}(\mathcal{B}E_{\mathcal{U}}, I_{\mathcal{U}})$ are invariants of links.*

To prove the theorem, we need to verify homology groups $Hom_{\mathcal{D}_Y}^{**}(\mathcal{B}E_{\mathcal{U}}, I_{\mathcal{U}})$ satisfy Markov-type moves for plat closures due to Birman [22] and Bigelow [18]. In [18, 22], it is proven that two oriented braids have isotopic plat closures if and only if they differ by the sequence of moves in Figs. 5, 6, and 7, and an analogous set with the tops and bottoms of Figs. 5 and 7 exchanged.

A proof of Thm. 1 was given in [1, 2], for all simply laced Lie algebras. Using the results of this paper, we will give a more direct proof of the theorem for $\mathfrak{gl}_{1|1}$ and \mathfrak{su}_2 theories. We briefly sketch the strategy here. The detailed proofs are in section 4.6 for $\mathfrak{gl}_{1|1}$ and in section 5.7 for \mathfrak{su}_2 . They rely on a technical result from appendix A.

2.5.1

The key fact used in the proof of Thm. 1 is that moves in Figs. 5, 6 and 7 hold as a consequence of equivalences satisfied by the E_U -branes, viewed as objects of \mathcal{D}_Y , in other words, even before taking Homs. Equivalences of E_U -branes under those moves

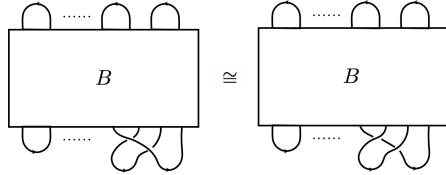


Figure 5: Markov-type move for plat closure of a braid B

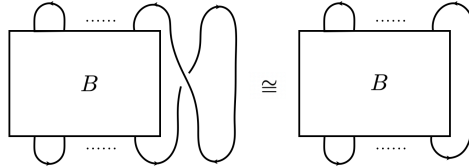


Figure 6: Stabilization, or Markov II-type move

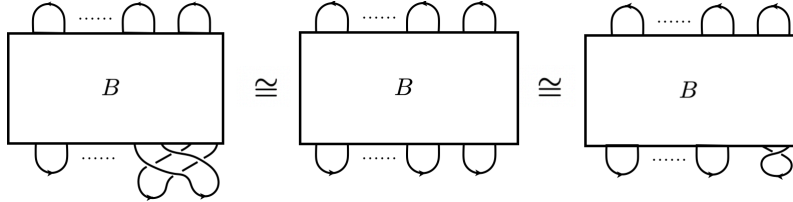


Figure 7: Further Markov-type moves.

imply that all Homs involving the branes are invariant, and $Hom_{\mathcal{D}_Y}^{*,*}(\mathcal{B}E_U, I_U)$ in particular. We also learn that homology groups $Hom_{\mathcal{D}_Y}^{*,*}(\mathcal{B}E_U, E_U)$ are invariant under the remaining Birman moves, obtained from moves in Figs. 5 and 7 by exchanging their top and bottom. The groups $Hom_{\mathcal{D}_Y}^{*,*}(\mathcal{B}E_U, E_U)$ are not, however, invariant under the stabilization move in Fig. 6 – only $Hom_{\mathcal{D}_Y}^{*,*}(\mathcal{B}E_U, I_U)$ are. Finally, we prove that $Hom_{\mathcal{D}_Y}^{*,*}(\mathcal{B}E_U, E_U)$ coincides with $Hom_{\mathcal{D}_Y}^{*,*}(\mathcal{B}E_U, I_U)$ times a fixed graded vector space of rank 2^d . It follows that $Hom_{\mathcal{D}_Y}^{*,*}(\mathcal{B}E_U, I_U)$ are invariant under all Markov-type moves for plat closures, and hence that they are link invariants. This proves the theorem.

2.5.2

The Chern-Simons or $U_q(L\mathfrak{g})$ invariants are invariants of framed links [85, 99]. Framing is a choice of a normal vector field to the knot, which makes the knot into a ribbon. Our category of branes, and conformal field theory, give all links a definite framing. This is the vertical or blackboard framing [99], where the vector fields are everywhere normal to the plane of the projection. In vertical framing, the second move in Fig. 7 does not hold as stated. Rather, the move adds a full twist to the ribbon, changing its framing by one unit. In \mathcal{D}_Y , change of framing is reflected in a shift of equivariant and homological grading of the $\mathcal{B}E_U$ brane. An exception is the $\mathfrak{gl}_{1|1}$ theory for which the framing acts trivially.

We will change the framing of links from vertical to zero framing, so that the second relation in Fig. 7 holds on the nose. A link in zero framing differs from the vertical one by adding w twists to the corresponding ribbon. The writhe w is the number of positive \times minus the number of negative \times crossings in an oriented link. See section 5.7 for more detail.

2.5.3

The Euler characteristic of the theory is the corresponding quantum link invariant on general grounds from section 2.4.1, so in particular, we have:

Theorem 2. *The equivariant Euler characteristics of $\text{Hom}_{\mathcal{D}_Y}^{*,*}(\mathcal{B}E_U, I_U)$ satisfy the skein relations in eqn. (1.1), with $n = 0$ for $\mathcal{D}_{Y_{\mathfrak{gl}_{1|1}}}$, and $n = 2$ for $\mathcal{D}_{Y_{\mathfrak{su}_2}}$.*

Once we pick a specific Lie algebra, there is a simple, direct way to prove Thm. 2. The proof is in section 4.7 for the $\mathfrak{gl}_{1|1}$ theory and in section 5.8 for the \mathfrak{su}_2 theory. The q variable used throughout the text is related to the \mathbf{q} in eqn. (1.1) by a simple

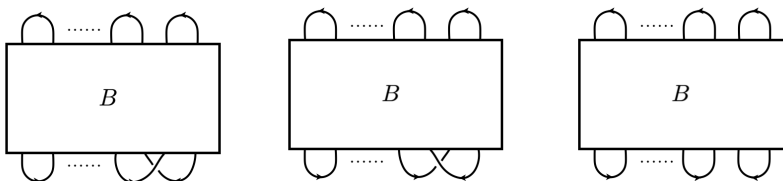


Figure 8: Plat closures for the skein relation in eqn. (1.1)

redefinitions spelled out in eqn. (4.59) for $\mathfrak{gl}_{1|1}$ and in eqn. (5.64) for \mathfrak{su}_2 . Since the theory produces homological invariants of links, to prove the theorem, it suffices to consider only the very special link presentations in Fig. 8. The theorem is proven by showing that K-theory classes of the braided $E_{\mathcal{U}}$ -branes associated to the very bottom of the diagrams in Fig. 8 satisfy the skein relation.

3 Resolutions of branes in $\mathcal{D}_{Y_{L_{\mathfrak{g}}}}$

A key result of the paper is an algorithm for computing projective resolutions, which describe branes $L \in \mathcal{D}_{Y_{L_{\mathfrak{g}}}}$ as complexes of T -branes in (2.15). Applied to the braided cap brane $L = \mathcal{B}E_{\mathcal{U}}$, this lets us compute the $U_{\mathfrak{q}}(L_{\mathfrak{g}})$ link homology, as described in section 2.3.

3.1 Finding resolutions

In general, finding a projective resolution of a brane $L \in \mathcal{D}_Y$ requires solving two difficult problems. Each is in principle solvable, though typically not in practice.

3.1.1

The first problem is to compute which right module of the algebra A the brane $L \in \mathcal{D}_Y$ gets mapped to by the Yoneda functor

$$\text{hom}_Y(T, -) : \mathcal{D}_Y \longrightarrow \mathcal{D}_A.$$

Apriori, computing the module requires counting disk instantons, which is a problem with no general solution. The second problem is to find the projective resolution of this module, as a complex of T branes $(L(T), \delta)$, as in (2.15). This problem is known to be solvable, however, only formally so, by infinite bar resolutions.

3.1.2

We will solve the two problems simultaneously for any $L \in \mathcal{D}_Y$, using features specific to our theory. Among the special features of our theory is the fact that Lagrangians of interest on Y are products $L = L_1 \times \dots \times L_d$ of one-dimensional Lagrangians L_i on \mathcal{A} , where $d = \sum_{a=1}^{\text{rk}^L \mathfrak{g}} d_a$, and that the thimble algebra $A = \text{hom}_Y^{*,*}(T, T)$ is explicitly known.

The further key feature is that the theory on Y has an even simpler cousin, corresponding to working on Y with a special divisor D_O deleted:

$$Y_O = Y \setminus D_O. \quad (3.1)$$

The divisor D_O contains a union of diagonals, one for each copy of symmetric product in $Y = \prod_{a=1}^{\text{rk}^L \mathfrak{g}} \text{Sym}^{d_a}(\mathcal{A})$. Along a diagonal, a pair of points coincide on \mathcal{A} . By removing the diagonals one removes all aspects of the theory on Y that are difficult to understand. We will solve the problem on Y by first solving it on Y_O , and then describing the effect of filling D_O back in.

3.1.3

The category of A-branes on Y_O is derived equivalent to the category of modules of the algebra

$$A_O = \text{hom}_{Y_O}^{*,*}(T, T), \quad (3.2)$$

which is the endomorphism algebra of T -branes on Y_O ,

$$\mathcal{D}_{A_O} \cong \mathcal{D}_{Y_O}. \quad (3.3)$$

The algebras A and A_O have the same elements, because T -branes are disjoint from D_O , but they have different A_∞ products - in our case, what differs is the associative product or the differential. As we will see, the algebra A_O is computable by elementary means, thanks to the very special features of Y_O .

3.1.4

Resolutions in terms of T -branes of branes L on Y_O , which are products of one-dimensional Lagrangians $L = L_1 \times \dots \times L_d$, turn out to be computable by elementary means. The result is $(L(T), \delta_O)$, the Both the direct sum brane $L(T)$ together which is a direct sum of T -branes, together with the differential δ_O that squares to zero in the algebra A_O . Both $L(T)$ and δ_O are deduced simply from the d -tuple of one dimensional Lagrangians L_1, \dots, L_d .

3.1.5

In going from Y_O to Y , we put D_O back in. This leaves the T -branes unchanged but replaces the algebra A_O by A , and the differential δ_O by δ , which are their deformations. Since algebra A is known exactly, finding the differential δ is an algebraic problem, with a straight-forward solution.

Below, we will explain this in a general setting, applicable for any ${}^L\mathfrak{g}$. In later sections, we will describe in detail the two special cases of ${}^L\mathfrak{g} = \mathfrak{gl}_{1|1}$ and \mathfrak{su}_2 .

3.2 The geometric origin of the algorithm

Consider the theory in one complex dimension, for which $Y = \mathcal{A}$. A key simplification of the one-dimensional world is that cones over all morphisms are geometric: they correspond to taking connected sums of Lagrangians over their intersection points.

3.2.1

Suppose two graded one-dimensional Lagrangians L' and L'' on \mathcal{A} intersect over a point $p \in L' \cap L''$. More precisely, let p be an element of the Floer complex

$$p \in \text{hom}_Y(L', L''). \quad (3.4)$$

We get a new one-dimensional Lagrangian L on \mathcal{A} , by taking the connected sum of $L'[1] \oplus L''$ over p . The resulting Lagrangian L is equivalent, as an object of \mathcal{D}_Y , to the complex

$$L \cong L' \xrightarrow{p} L''. \quad (3.5)$$

The complex is the direct sum of $L'[1] \oplus L''$ with differential deformed by p in (3.4).

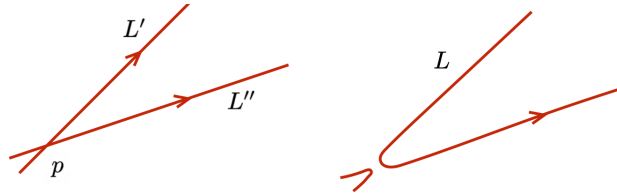


Figure 9: A cone $L' \xrightarrow{p} L''$ is a brane equivalent to L , the connected sum of $L'[1]$ and L'' .

Conversely, any brane L which can be broken into $L'[1] \oplus L''$ intersecting over $p \in \text{hom}_Y(L', L'')$ is given by a complex of the form (3.5).

3.2.2

In general, our target Y is a (product of) symmetric products of \mathcal{A} , of dimension d . Take a pair of branes L', L'' on Y , each of which is a product of d one-dimensional Lagrangians on \mathcal{A} . Moreover, assume that L' and L'' coincide up to one of their factors. Take, for example,

$$L' = L'_1 \times L_2 \times \dots \times L_d, \quad L'' = L''_1 \times L_2 \times \dots \times L_d. \quad (3.6)$$

Suppose the one-dimensional Lagrangians L'_1 and L''_1 intersect over a point p . If

$$p \in \text{hom}_Y(L'_1, L''_1), \quad (3.7)$$

we can get a new Lagrangian L_1 on \mathcal{A} , by starting from $L'_1[1] \oplus L''_1$ and deforming the differential using p , as in (3.5). We also get a new Lagrangian L on Y given by

$$L = L_1 \times L_2 \times \dots \times L_d, \quad (3.8)$$

obtained from $L'[1] \oplus L''$ by deforming the differential using

$$\mathcal{P} = (p, \text{id}_{L_2}, \dots, \text{id}_{L_d}) \in \text{hom}_Y(L', L''), \quad (3.9)$$

where id_{L_j} is the identity morphism of the one-dimensional L_j brane. The result is the complex is

$$L \cong L' \xrightarrow{\mathcal{P}} L'', \quad (3.10)$$

with L' placed in degree [1], and L'' in degree [0].

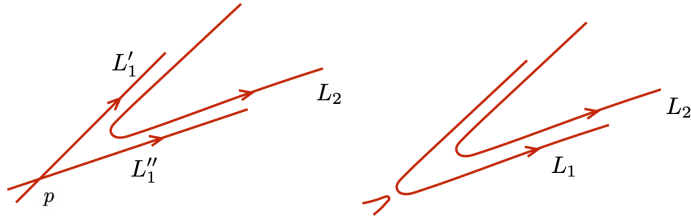


Figure 10: A cone over $\mathcal{P} = (p, \text{id}_{L_2})$, for $d = 2$.

Conversely, the $L \in \mathcal{D}_Y$ brane is equivalent to the complex, obtained from $L'[1] \oplus L''$ by deforming the differential, with the map coming from a one-dimensional intersection point in one of its factors as in (3.9).

3.3 The algorithm, part I

Let L be a product of d one-dimensional compact Lagrangians on Y , as in (3.8). By iterating the construction we just described, L can be broken up into $L(T)$, a direct sum of T -branes, each of which is a product of d real-line Lagrangians on \mathcal{A} .

3.3.1

The $L(T)$ -brane and the induced differential can be represented as a d -dimensional rectangular grid. The grid is a “product” of d one-dimensional grids, each corresponding to resolution of a factor brane in L . The $L(T)$ -brane is a sum of d -dimensional T -branes, one for each grid site. We will denote by δ_O the sum of terms associated to one-dimensional edges of the grid. Each edge corresponds to an intersection point of T -branes, and is oriented in the direction of the corresponding *hom*. Like in equation (3.9), the intersection points are identity in all but the one slot corresponding to the edge direction. Every intersection point translates to a specific element of the algebra.

3.3.2

The relative gradings of the T -brane summands in $L(T)$ are determined by the gradings of algebra elements of the grid’s edges. Start by picking a T -brane at some vertex of the grid. Given this, the maps on the edges of the grid determine the relative grading of all the other T -branes in the complex. The difference in equivariant gradings of a T -brane an edge points to, and the T -brane the edge points from, is the equivariant degree of the element on the edge. The difference in their cohomological degrees is the cohomological degree of the edge element minus 1. The choice of absolute grading is equivalent to the choice of grading of L , viewed as an object of the category $L \in \mathcal{D}_Y$.

3.3.3

Starting from the grid, take the direct sum of T -branes on its sites to get

$$L(T) = \bigoplus_k L_k(T)[k], \tag{3.11}$$

where $L_k(T)[k]$ stands for the contribution of T -branes in cohomological degree k , and various equivariant degrees \vec{J} which we suppress. Taking the sum of all the edge

elements, we get a cohomological degree one operator

$$\delta_O : L(T) \rightarrow L(T)[1]. \quad (3.12)$$

Per construction, cones over all morphisms in δ_O are geometric; they describe taking connected sums of T -branes over their intersection points.

3.3.4

For $(L(T), \delta)$ to define a brane, an object of \mathcal{D}_Y , δ needs to be a differential. A differential is a degree one map $\delta : L(T) \rightarrow L(T)[1]$ which squares to zero in an appropriate sense. If A is an ordinary associative algebra, which is the case if ${}^L\mathfrak{g}$ is an ordinary Lie algebra like \mathfrak{su}_2 , δ is a differential if

$$\delta \cdot \delta = 0, \quad (3.13)$$

so δ squares to zero in the algebra in the usual sense. If A is a differential graded algebra, as is the case when ${}^L\mathfrak{g}$ is a Lie superalgebra like $\mathfrak{gl}_{1|1}$, δ is a differential if it squares to zero in the sense of “twisted complexes”:

$$\delta \cdot_{\text{Tw}} \delta = 0, \quad (3.14)$$

the precise statement of which we will give in a later section.

3.3.5

In general, the operator δ_O we just found is not the full differential describing the brane $L \in \mathcal{D}_Y$ as a complex of T -branes. This is because δ_O may fail to square to zero in the sense of (3.13) or (3.14), as appropriate. The fact that δ_O in general fails to define a differential on Y is unsurprising since it is essentially a product of differentials on d copies of \mathcal{A} , but there are maps to Y that are not inherited from maps to the product. Such maps have non-zero intersection the divisor of the diagonal Δ in Y . (In the language of Coulomb branches, the diagonal Δ is not trivial if the original gauge theory is not abelian.)

3.3.6

While the operator δ_O may not correspond to a differential of a brane on Y , it defines a differential of a brane on $Y_O = Y \setminus D_O$. On Y_O , all maps that contribute to A_∞

relations are products of one dimensional maps, as a result of deleting Δ .

Thus, $L(T)$ together with the differential δ_O describes the resolution of the brane L viewed as an object of \mathcal{D}_{Y_O} , the category of A-branes on Y_O . As we will see, even though δ_O may not coincide with the true differential δ on Y , it determines it uniquely, up to gauge equivalence. Gauge equivalences are maps $e^b \in \text{End}(L(T))$ which take δ to $e^b \delta e^{-b}$. These preserve the cohomology of the differential, and take the brane $(L(T), \delta)$ to an equivalent one.

3.4 The algorithm, part II

The category of branes on Y is a deformation of the category of branes on Y_O corresponding to filling in D_O . Having found the resolution of the brane L on Y_O , we can determine a resolution on Y , as a solution to a deformation problem. This approach to understanding the categories of A-branes, namely solving the theory in the complement of a divisor and then filling it back in, was pioneered in [91] and is central to the subject.

The deformation that takes the theory on Y_O to the theory on Y is simple to describe since both the T -branes, which we use to generate the category, and the product Lagrangians L are disjoint from the divisor D_O we deleted. In particular, this means that the generators of the corresponding Floer complexes are the same both on Y and on Y_O , and only the A_∞ maps involving them may change.

3.4.1

For simplicity, assume we have deleted only the diagonal $\Delta \subset D_O$. Let $Y_0 = Y \setminus \Delta$, let δ_0 be the differential of the brane on Y_0 , and denote by \hbar be the parameter that keeps track of the intersection of the map to Y with the diagonal Δ . Every holomorphic map to Y intersects the diagonal some number $i \geq 0$ times, and gets a weight \hbar^i . The theory on Y_0 is obtained from the theory on Y by setting \hbar to zero, since this is the same as restricting to maps that do not intersect the diagonal Δ . Conversely, the theory on Y is a deformation of the theory on Y_0 , corresponding to setting $\hbar \neq 0$.

3.4.2

The algebra A_{\hbar} on Y being a deformation of the algebra $A_{\hbar=0}$ on Y_0 means they coincide as vector spaces, and that, given any two of their elements a, b , the product \cdot and differential ∂ are each polynomials in \hbar :

$$(a \cdot b)_{\hbar} = (a \cdot b)_0 + (a \cdot b)_1 \hbar + \dots = \sum_{k \geq 0} (a \cdot b)_k \hbar^k, \quad (3.15)$$

where $(a \cdot b)_0$ is the product of a and b viewed as elements of A_0 , and

$$(\partial a)_{\hbar} = (\partial a)_1 \hbar + \dots = \sum_{k \geq 1} (\partial a)_k \hbar^k. \quad (3.16)$$

The algebra A_0 is always an ordinary associative algebra, with vanishing differential $(\partial a)_0 = 0$. The algebra A_{\hbar} is known explicitly, as are all the terms in equations (3.15) and (3.16). If ${}^L\mathfrak{g}$ is the superalgebra $\mathfrak{gl}_{1|1}$, only the differential deforms. If ${}^L\mathfrak{g}$ is \mathfrak{su}_2 , or more generally an ordinary Lie algebra, only the product deforms, since all the elements of the algebra have cohomological degree zero. For a general Lie superalgebra, both the product and the differential ∂ deform.

3.4.3

The fact that the series in (3.15) and (3.16) always truncate follows from the algebra A_{\hbar} , but it can be understood a priori. At $\hbar = 0$, the theory turns out to have an extra symmetry under which all algebra elements have non-negative degrees, while \hbar has degree 1. Setting $\hbar \neq 0$, the symmetry is broken, as \hbar transforms under it. The terms that can appear on the right hand sides of (3.15) and (3.16) are constrained by the symmetry, even a broken one, and finiteness follows.

3.4.4

Since the brane L does not intersect the diagonal, the set $L(T)$ of T -branes that resolve it are the same in Y and $Y_0 = Y \setminus \Delta$. In going from Y_0 to Y , only the brane differential may change.

The differential δ corresponding to the brane on Y is an \hbar deformation of the differential δ_0 on Y_0 . It is obtained from δ_0 by setting

$$\delta_{\hbar} = \delta_0 + \hbar \delta_1 + \dots = \sum_{k=0} \hbar^k \delta_k, \quad (3.17)$$

and solving a set of equations which come from imposing either (3.13) or (3.14), depending on whether A_{\hbar} is an ordinary associative algebra, or a differential graded one. At order \hbar^k , the equation solved by δ_k , given $\delta_0, \dots, \delta_{k-1}$ is a linear inhomogenous equation, of the form

$$\{\delta_0, \delta_k\}_0 = D_k(\delta_0, \dots, \delta_{k-1}), \quad (3.18)$$

where the left hand side is a product of δ_0 and δ_k in A_0 , and $D_k(-)$ is an operator depending only on lower order terms $\delta_0, \dots, \delta_{k-1}$.

3.4.5

In general, the deformation problem may not have any solutions, and if it does, the solution may not be unique, see e.g. [91].

Existence of solutions in our case follows from the fact that complexes $(L(T), \delta)$ and $(L(T), \delta_0)$ describe a resolution of the same product Lagrangian L on Y and on $Y_0 = Y \setminus \Delta$, which avoids the diagonal.

Uniqueness of the solution is a consequence of equivariance. On Y_0 , equivariance forbids any deformation of δ_0 that does not simply scale its elements. This is because the graded algebra $A_0 = \bigoplus_{\mathcal{C}, \mathcal{C}'} \text{hom}_{Y_0}^{*,*}(T_{\mathcal{C}}, T_{\mathcal{C}'})$ is non-degenerate: in every fixed degree, the $\text{hom}_{Y_0}^{*,*}(T_{\mathcal{C}}, T_{\mathcal{C}'})$ is at most one dimensional.

Since δ_0 is a differential of a product complex, the meaning of the remaining freedom to scale components of δ_0 is easily understood. All scaling actions of the form $\delta_0 \rightarrow e^b \delta_0 e^{-b}$, for some $b \in \text{End}(L(T))$, are gauge equivalences which do not change the brane. As we will see, any remaining freedom to scale components of δ_0 , turns out to correspond to changing the complexified flat connection on a brane of topology of $(S^1)^d$. There is always a unique deformation of δ_0 , the differential of the brane on Y_0 , to the differential δ of the brane on Y that keeps the flat connection fixed.

3.4.6

The deformation idea is powerful and we will use it more than once if D_O has other components besides Δ . For example, while in the $\mathfrak{gl}_{1|1}$ theory $D_O = \Delta$, in the \mathfrak{su}_2

theory D_O is the union of Δ and the divisors D_{a_i} of punctures on \mathcal{A} . The deformation theory works in the same way for all components of D_O , although practically computing the effect of the filling divisors of punctures is simpler than computing the effect of filling in the diagonal Δ , as the maps one ends up counting are simpler.

3.5 Floer differential from resolutions

The projective resolution of $L \in \mathcal{D}_Y$

$$L \cong (L(T), \delta) \tag{3.19}$$

encodes, with no further work, the Floer complex of L with any I_C brane, together with the Floer differential acting on it.

3.5.1

By isotoping the Lagrangian brane L to one obtained from $L(T)$ by taking connected sums over intersection points of T -branes at infinity on \mathcal{A} , we get a one to one correspondence between the set of graded intersection points of L with any I_C -brane, and the set of graded intersection points of $L(T)$ with the same brane:

$$\text{hom}_Y(L, I_C[k]\{\vec{J}\}) = \text{hom}_Y(L(T), I_C[k]\{\vec{J}\}). \tag{3.20}$$

This follows because all the intersection points are in the interior of \mathcal{A} , and L differs from $L(T)$ only at its infinity. Moreover, the correspondence in (3.20) preserves the gradings by construction of $L(T)$: the relative degrees of summands in $L(T)$ are determined from the intersection points of T branes at infinity whose cones we take to get L .

3.5.2

Because complex $(L(T), \delta)$ is a projective resolution of the brane L in \mathcal{D}_Y , the k -th cohomology group of the complex obtained by applying the functor $\text{hom}_Y^*(-, I_C\{\vec{J}\})$ to it is, per definition, the space $\text{Hom}_{\mathcal{D}_Y}(L, I_C[k]\{\vec{J}\})$. The same functor sends the brane $L(T)$ to the set of intersection points of degree $[k]\{\vec{J}\}$, so it must send the brane differential δ to the Floer differential.

The functor whose action on $L \in \mathcal{D}_Y$ the algorithm computes, defined by finding a projective resolution of L , applying the $\text{hom}_Y(-, I_C\{\vec{J}\})$ to that, is the derived functor usually denoted by the $\mathbf{L}hom(-, I_C\{\vec{J}\})$. From this perspective, the identification of the resulting complex with the Floer complex is a tautological consequence of thinking of L as an object of the derived Fukaya category \mathcal{D}_Y , generated by the $T = \bigoplus_C T_C$ brane.

The problem we solved in \mathcal{D}_Y arises the B-side of mirror symmetry too. The $\mathbf{L}hom$ functor defines the Hom 's in the derived category of coherent sheaves, see e.g. [23]. One needs to understand its action to compute the Hom 's.

3.5.3

Computing δ_F given δ requires no work. Since the T -branes and the I -branes are dual in the sense of (2.12), the functor $\text{hom}_Y^{*,*}(-, I_C)$ sends all terms in the differential δ to zero, apart from those coming from the identity maps of its dual T_C -brane.

The terms in the complex $(L(T), \delta)$ coming from the identity map of the T_C -brane are of the form

$$T_C\{\vec{J}\} \in L_k(T) \xrightarrow{c \cdot id_{T_C}} T_C\{\vec{J}\} \in L_{k-1}(T), \quad (3.21)$$

where $L(T) = \bigoplus_k L_k(T)[k]$ as in (3.11). The functor $\text{hom}_Y^{*,*}(-, I_C\{\vec{J}\})$ sends (3.21) to a pair of intersection points in degrees $[k-1]\{\vec{J}\}$ and $[k]\{\vec{J}\}$,

$$\mathcal{P} \in \text{hom}_Y(L, I_C[k-1]\{\vec{J}\}) \xrightarrow{c} \mathcal{P}' \in \text{hom}_Y(L, I_C[k]\{\vec{J}\}), \quad (3.22)$$

and evaluates the differential between them. The direction of the differential changes from (3.21) to (3.22), as the functor $\text{hom}_Y^{*,*}(-, I_C)$ is contravariant. The coefficient c is count of holomorphic maps interpolating from \mathcal{P} to \mathcal{P}' and contributing to the Floer differential.

3.5.4

While the differential δ_F obtained algebraically should agree with the Floer differential on general grounds we explained here and in section 2.3, providing a direct proof of this is worthwhile, as it amounts to verifying the definition of Floer theory on Y in terms the maps that contribute to its amplitudes.

4 The $\mathfrak{gl}_{1|1}$ theory

We will now illustrate the general theory in the context of ${}^L\mathfrak{g} = \mathfrak{gl}_{1|1}$ and links colored by its two-dimensional representation. The result is a theory categorifying the Alexander polynomial. The theory should coincide with the familiar Heegaard-Floer theory, the flavor of it known as \widehat{HFK} . Details of our formulation of the theory are new however, as is our approach to solving it. It is distinct from previous approaches in [64, 66], which are based on genus ≥ 1 Heegaard surfaces, while ours is for $\mathcal{A} = \mathbb{C}^\times$, which is a genus zero surface with punctures.

4.1 $Y_{\mathfrak{gl}_{1|1}}$ and its potential

Take an oriented link K , colored by the defining representation V of $\mathfrak{gl}_{1|1}$. As in section 2, from a plat closure representation of the link with $d + 1$ caps and cups at the top and the bottom, we get a configuration of $2(d + 1)$ punctures on \mathcal{A} . We will call half of the punctures, those colored by the highest weight μ_+ of V , the even punctures and place them at $y = a_{2i}$, where i runs from 1 to d . The odd punctures are at $y = a_{2i-1}$ and are colored by the highest weight μ_- of the conjugate representation V^* . To get unreduced link homology, we would work with the target space which is the symmetric product of $d + 1$ copies of \mathcal{A} , since the weight zero subspace of $(V \otimes V^*)^{\otimes(d+1)}$ is $d + 1$ levels below the highest weight. To get reduced link homology we will delete a pair of matchings and the branes associated to them but not the corresponding punctures.

The target is, as in (2.7), the symmetric product of d copies

$$Y = \text{Sym}^d(\mathcal{A}).$$

of the Riemann surface \mathcal{A} we started with. A point in Y is d unordered points on \mathcal{A} .

While one commonly introduces gradings in Heegaard-Floer theory “by hand”, it is better to think of them as coming from a Landau-Ginsburg potential $W_{\mathfrak{gl}_{1|1}} : Y \rightarrow \mathbb{C}$ and the top holomorphic form $\Omega_{\mathfrak{gl}_{1|1}}$, described below. The result is a version of Heegaard-Floer theory known as “hat” or \widehat{HF} for the way the punctures on \mathcal{A} will end up being treated.

4.1.1

The top holomorphic form $\Omega = \Omega_{\mathfrak{gl}_1|1}$, which gives rise to the Maslov \mathbb{Z} -grading in the theory, coincides with the standard top holomorphic form on $Sym^d(\mathbb{C}^\times)$,

$$\Omega = \bigwedge_{\alpha=1}^d \frac{dy_\alpha}{y_\alpha} \cdot g(y_\alpha) \cdot \prod_{\alpha < \beta} (y_\alpha - y_\beta), \quad (4.1)$$

apart from the first order poles at all the odd, or “-” punctures:

$$g(y) = \prod_{i=1}^{d+1} \frac{1}{(1 - y/a_{2i-1})} \cdot \prod_{i < j} (1 - a_{2i-1}/a_{2j-1}). \quad (4.2)$$

Since one should regard $\Omega \wedge \overline{\Omega}$ as the volume form on Y , the odd punctures should be treated as coming from infinitely long cylindrical ends.

4.1.2

The potential

$$W = W_{\mathfrak{gl}_1|1} = \lambda_0 W^0 + \lambda_1 W^1, \quad (4.3)$$

is a sum of two multi-valued holomorphic functions on Y and gives rise to a pair of equivariant gradings in the theory. We will take λ_0, λ_1 to be complex parameters, and choose normalizations so that

$$c^0 = dW^0/2\pi i, \quad c^1 = dW^1/2\pi i \in H^1(Y, \mathbb{Z}), \quad (4.4)$$

are one forms with integer periods. W^0 is associated to the \mathfrak{q} -grading, and W^1 to the equivariant grading coming from \mathcal{A} being an infinite cylinder. The parameter λ_0 is related to \mathfrak{q} by

$$\mathfrak{q} = e^{2\pi i \lambda_0}, \quad (4.5)$$

and λ_1 is associated to the holonomy around the S^1 . Explicitly:

$$W^0 = \ln f, \quad W^1 = \ln \prod_{\alpha=1}^d y_\alpha.$$

where

$$f(y) = \prod_{i=1}^{d+1} \prod_{\alpha=1}^d \frac{(1 - a_{2i}/y_\alpha)}{(1 - a_{2i-1}/y_\alpha)} \cdot \prod_{i < j} \frac{(1 - a_{2i-1}/a_{2j-1})^{\frac{1}{2}}}{(1 - a_{2i}/a_{2j})^{\frac{1}{2}}}. \quad (4.6)$$

The different contributions of the odd and the even punctures reflect the fact the even ones are associated to V and the odd ones to V^* . (An invariant way to write $f(y)$, in terms of highest weights and simple roots of Lie algebra ${}^L\mathfrak{g}$ is given in [2].)

Terms in W and Ω that depend only on the positions of punctures become relevant once we consider the action of braiding on \mathcal{D}_Y , where the a 's start to vary.

4.2 The category of A-branes on $Y_{\mathfrak{gl}_{1|1}}$

The category of A-branes on $Y = Y_{\mathfrak{gl}_{1|1}}$ is an example of a Fukaya category with potential W , with a somewhat novel feature of equivariance, due to W being not single valued. Here, we briefly review the general features of the theory.

4.2.1

The objects of \mathcal{D}_Y are based on graded Lagrangian branes in Y . Every Lagrangian L on Y is an unordered product of d one dimensional Lagrangians L_α on \mathcal{A} :

$$L = L_1 \times \dots \times L_d, \quad (4.7)$$

since a point on Y is a d -tuple of unordered points on \mathcal{A} . The Maslov grading of L is the lift of the phase of $\Omega^{\otimes 2}$ to a real valued function $2\varphi : L \rightarrow \mathbb{R}$. The equivariant grading is the choice of a lift of the phase of e^{-W} to a function on L . For such a lift to exist, the one forms c^0 and c^1 in (4.4) must have vanishing periods restricted to L .

4.2.2

An example of an object in \mathcal{D}_Y is the braided cup brane:

$$\mathcal{B}E_{\mathcal{U}} = \mathcal{B}E_1 \times \dots \times \mathcal{B}E_d, \quad (4.8)$$

obtained by replacing every blue segment of a link, ending on a pair of $+$ and $-$ punctures, by an oval containing it. Another example of an object of \mathcal{D}_Y is the cap brane

$$I_{\mathcal{U}} = I_1 \times \dots \times I_d \quad (4.9)$$

which is a product of d non-intersecting intervals, where I_j ends on pair of $+$ and $-$ punctures at $y = a_{2j-1}$ and $y = a_{2j}$. Such cup and cap branes arise from a link K as the output of the construction from section 2.1.

4.2.3

The $\mathcal{B}E_{\mathcal{U}}$ brane is an object of \mathcal{D}_Y , even though it bounds disks on \mathcal{A} . The phase of Ω is well defined on the brane as winding of the phase of dy_i around the i -th factor brane $\mathcal{B}E_i$ gets canceled by the winding of the phase of $g(y_i)$ around the negative puncture inside it. By contrast, a Lagrangian which bounds a generic disk on \mathcal{A} does not give rise to a brane in \mathcal{D}_Y , as it does not admit Maslov grading.

4.2.4

The $I_{\mathcal{U}}$ branes are allowed to end at the punctures on \mathcal{A} due to the fact W has logarithmic singularities there. In general, Lagrangians L with boundaries on Y do not give rise to objects of \mathcal{D}_Y , since in particular, Floer complexes involving them would not be well defined. Lagrangians ending on the punctures of \mathcal{A} avoid this as follows.

In Floer theory on Y with potential W , elements of the Floer complex $hom_Y^{*,*}(L, L')$ are really Reeb flows. They are solutions to equations for flows

$$\partial_s y = X_W,$$

that start at $s = 0$ on L and end at $s = 1$ on L' . Here, X_W is the vector field generated by the Hamiltonian $H_W = \frac{1}{2}\text{Re}W$. Explicitly, $X_W^i = \frac{i}{2}g^{i\bar{j}}\partial_{\bar{y}^j}W$ where $g_{i\bar{j}}$ is the Kahler metric on Y [39]. One can set X_W to zero in the flow equation, thereby trading solving flow equations for finding intersection points of Lagrangians, at the expense of replacing L by a Lagrangian L^W obtained from L by time one flow of X_W . When W has logarithmic singularities, this introduces an infinite amount of wrapping of L^W at the punctures it ends on. As a result, Floer complexes of $I_{\mathcal{C}}$ -branes are well defined, as any brane that intersects the $I_{\mathcal{C}}$ -brane at the puncture, intersects it infinitely many times.

4.2.5

Given a pair of Lagrangians $L = L_1 \times \dots \times L_d$ and $L' = L'_1 \times \dots \times L'_d$, their Floer complex (2.5) is generated by intersection points

$$\mathcal{P} \subset L \cap L'.$$

The intersection points \mathcal{P} are d -tuples of points on \mathcal{A} that lie on intersection of the one dimensional factor branes, up to permutation:

$$\mathcal{P} = (p_1, \dots, p_d), \quad p_\alpha \in L_\alpha \cap L'_{\sigma(\alpha)}, \quad (4.10)$$

where σ is any element of S_d , the symmetric group of d elements. One needs to allow for an arbitrary permutation σ in (4.10) as, in going around any closed loop in Y , the corresponding d points on \mathcal{A} come back to themselves only up to the action of the symmetric group. The action of the Floer differential δ_F (2.6) is best described using a formulation of Floer theory specialized to targets Y which are symmetric products or Hilbert schemes [63].

4.2.6

Floer theory with target Y that is symmetric product space (or a Hilbert scheme) has an alternative “cylindrical” formulation [63]. It relies on the fact that every holomorphic map from a disk D to $Y = Sym^d(\mathcal{A})$ corresponds to Riemann surface that is embedded in the product of D and \mathcal{A} ,

$$S \subset D \times \mathcal{A},$$

and that has a projection to D as a d -fold cover. For any point $z \in D$ on S , its preimage on S determines a d -tuple of points $y_1(z), \dots, y_d(z)$ on \mathcal{A} , and hence a map from $z \in D$ to a point $y(z) = (y_1(z), \dots, y_d(z)) \in Y$, and vice versa. (The cylindrical formulation of Floer theory should be thought of as an open Gopakumar-Vafa theory [41]. Its existence follows from string theory realization of the theory [3].)

4.2.7

Projection of S to \mathcal{A} defines a domain $A = A(y)$ on the Riemann surface with boundaries on one-dimensional Lagrangians. Many aspects of the map $y : D \rightarrow Y$ can be reconstructed from a domain A , with little work. The Maslov index and the equivariant degree of the map $y : D \rightarrow Y$ can be recovered from the 2-chain A , using (4.12), (4.16) and (4.18). Furthermore, any domain A that has both positive and negative multiplicities in some connected components cannot come from a holomorphic map, since holomorphic maps are orientation preserving.

4.2.8

In the $\mathfrak{gl}_{1|1}$ theory, the Floer differential δ_F and all other A_∞ products, count only maps that project to domains on \mathcal{A} containing no punctures.

A priori, as described in section 2.1.7, the A-model counts maps $y : D \rightarrow Y$ which have finite symplectic area and pull the Landau-Ginzburg potential $W_{\mathfrak{gl}_{1|1}}$ back to a regular function on the disk D . In the current context, the first of these conditions implies that maps are not allowed to pass through the negative punctures on \mathcal{A} , as near every such puncture Ω has a simple pole per eqn. (4.1). The simple pole translates into the negative punctures being at infinity of Y , since $\Omega \wedge \bar{\Omega}$ is proportional to the real volume form on Y . Correspondingly, any map to Y passing through a negative puncture has an infinite area, and the e^{-Area} factor sets its contribution to any of the A_∞ amplitudes to zero. Every holomorphic map to Y which pulls the Landau-Ginzburg potential W back to a regular function on the disk D has equivariant degree zero. For this to be the case, the map to Y must project to a domain on \mathcal{A} that contains equal numbers of positive and negative punctures. The two conditions together imply the domains the map projects to contain no punctures at all.

The version of Heegaard-Floer theory in which the only maps to Y that contribute to the Floer differential or to any other A_∞ maps are those that do not pass through any of the punctures is known as \widehat{HF} , of \widehat{HFK} .

4.2.9

Maslov index of any map $y : D \rightarrow Y$ from a 2-pointed disk D to Y , which interpolates from \mathcal{P} to \mathcal{P}' viewed as elements of $hom_Y^{*,*}(L, L')$, is given by

$$ind(y) = M(\mathcal{P}') - M(\mathcal{P}) = \int_{\partial D} y^* d\varphi / \pi, \quad (4.11)$$

where φ the phase of the holomorphic form Ω , and our orientation conventions are as in [2]. See section 4 of [2], for definition of the absolute grading $M(\mathcal{P})$.

The index $ind(y)$ be computed [63, 87] from the domain A on the Riemann surface \mathcal{A} that the map to Y projects to:

$$ind(y) = 2e(A) + i(A) - 2n_-(A). \quad (4.12)$$

The three terms in the formula correspond to the three factors which contribute to Ω in (4.1). The Euler measure $e(A)$ in (4.12) is the contribution to the index coming from the $\prod_{\alpha} dy_{\alpha}/y_{\alpha}$ factor in Ω . It equals

$$e(A) = \chi(A) - \#\text{acute}/4 + \#\text{obtuse}/4, \quad (4.13)$$

where $\#\text{acute}$ is the number of acute and $\#\text{obtuse}$ the number of obtuse angles at vertices of A . The vertices are the intersection points of the one dimensional Lagrangians in L and L' which enter \mathcal{P} and \mathcal{P}' . The second term in (4.12) is the contribution to the phase of Ω coming from the factor $\prod_{\alpha < \beta} (1 - y_{\alpha}/y_{\beta})$ in (4.1). It equals the intersection $i(A)$ of the map to Y with the diagonal Δ

$$i(A) = n_{\mathcal{P}}(A) + n_{\mathcal{P}'}(A) - e(A), \quad (4.14)$$

where $n_{\mathcal{P}}(A) = \sum_{\alpha=1}^d n_{p_{\alpha}}(A)$ and where $n_{p_{\alpha}}(A)$ is $1/4$ of the sum of multiplicities of A in the four corners at p_{α} . The last contribution to (4.12) is the multiplicity of the domain A at the “ $-$ ” punctures:

$$n_{-}(A) = \sum_{j=1}^{d+1} n_{a_{2j-1}}(A),$$

where $n_a(A)$ is the multiplicity of A at a point $y = a$ on \mathcal{A} . It comes from the factor $g(y)$ in Ω .

For a map to contribute to the Floer differential it has to have Maslov index $\text{ind}(y) = 1$, and $n_{-}(A)$ which vanishes per section 4.2.8. By contrast, for the purpose of computing relative degrees of a pair of intersection points, any topological disk interpolating between them will do.

4.2.10

The equivariant degree $\vec{J} = (J_0, J_1)$ of a map that interpolates from \mathcal{P} to \mathcal{P}' is given by

$$J_i(y) = J_i(\mathcal{P}') - J_i(\mathcal{P}) = - \int_{\partial D} y^* c^i. \quad (4.15)$$

where c^i are the one forms in (4.4). While the absolute equivariant degree $J_i(\mathcal{P})$ of any one intersection point \mathcal{P} depends on equivariant gradings of the Lagrangians

$L, L' \in \mathcal{D}_Y$ [2], their relative degree (4.15) depends only on A . In terms of domain the A corresponding to y , the c^0 equivariant degree is given by

$$J_0(y) = n_-(A) - n_+(A) \tag{4.16}$$

Above, $n_+(A)$ is the multiplicity of A at the $+$ punctures, $n_+(A) = \sum_{j=1}^{d+1} n_{a_{2j}}(A)$. The c^1 equivariant degree equals

$$J_1(y) = n_\infty(A) - n_0(A), \tag{4.17}$$

and automatically vanishes for all domains A with compact support. A map to Y that contributes to any A-model amplitude necessarily has all equivariant degrees zero, as it avoids all the punctures.

4.2.11

The Floer differential $\delta_F = m_1$ is the first in the sequence of A_∞ -operations, obtained by counting holomorphic maps from a disk D to Y which take as an input ℓ incoming strings/intersection points, and output one. The corresponding index (the difference between the Maslov indices of the outgoing and incoming intersection points) equals

$$ind(y) = 2e(A) + i(A) - 2n_-(A) - (\ell - 1)d/2. \tag{4.18}$$

Maps that can contribute to m_ℓ are rigid holomorphic maps, for which $ind(y) = 2 - \ell$, and which have $n_{a_j}(A) = 0$, for all j . All such maps have equivariant degrees zero.

4.3 The $\mathfrak{gl}_{1|1}$ T -branes and their algebra

The category of A-branes on $Y_{\mathfrak{gl}_{1|1}}$ with potential $W_{\mathfrak{gl}_{1|1}}$ is generated by a finite set of branes. For us, the relevant ones are the T -branes

$$T_{\mathcal{C}} = T_{i_1} \times \cdots \times T_{i_d} \in \mathcal{D}_Y,$$

which are products of d real lines on a cylinder (which one should regard as colored by the one simple root ${}^L e$ of $\mathfrak{gl}_{1|1}$). Passing a component of $T_{\mathcal{C}}$ across a puncture changes the brane, as its equivariant grading changes. The direct sum of T -branes

$$T = \bigoplus_{\mathcal{C}} T_{\mathcal{C}} \in \mathcal{D}_Y,$$

over all possible orderings, is the generator of \mathcal{D}_Y . We are including in the sum, some branes which are actually zero objects of \mathcal{D}_Y . This apparent redundancy is a crucial feature, resulting in a simple and explicit algorithm to obtain projective resolutions of branes in \mathcal{D}_Y . (The zero objects of \mathcal{D}_Y correspond to T_C branes with an even number of components between a pair of punctures.)

4.3.1

The endomorphism algebra of the T -branes,

$$A = \text{hom}_{\mathcal{D}_Y}^{*,*}(T, T),$$

which stands for:

$$A = \bigoplus_{C, C'} \bigoplus_{M, \vec{J}} \text{hom}_Y(T_C, T_{C'}[M]\{\vec{J}\}),$$

is as a vector space, spanned by the generators of the Floer complex, which are the intersection points of T -branes. Explicitly

$$\text{hom}_Y(T_C, T_{C'}[M]\{\vec{J}\}) \tag{4.19}$$

is the span of intersection points of Maslov index M and equivariant degree \vec{J} .

4.3.2

The T -branes are not compact, so defining Floer complexes between them requires an additional step. The Floer complex

$$\text{hom}_Y(T_C, T_{C'}[M]\{\vec{J}\}) = CF^{M, \vec{J}}(T_C^\zeta, T_{C'}). \tag{4.20}$$

is obtained by replacing the T_C brane with T_C^ζ , in which each of the d real line Lagrangians in $T_C = T_{i_1} \times \dots \times T_{i_d}$ is taken to make an infinitesimal angle $+\zeta$ with the axis of the cylinder [44], as in Fig. 11. The T_C^ζ brane winds infinitely many times around both asymptotic ends, and since ζ is infinitesimally small, all the intersection points in $T_C^\zeta \cap T_{C'}$ occur near the two infinities on \mathcal{A} . The deformation that replaces T by T^ζ has the same effect as turning on a Hamiltonian H_ζ which one takes to vanish in the interior and behave near the infinities as $H_\zeta \sim \zeta \sum_\alpha |Y_\alpha|^2$. Here, Y is the cylindrical coordinate on \mathcal{A} , $Y \sim Y + 2\pi i$, related to the coordinate y , $y \in \mathbb{C}^\times$, which

we have been using so far by $y = e^Y$. On the cover where we open up the cylinder to a plane, the time 1 flow of H_ζ generates a rotation by an angle $+\zeta$. This leads to the definition of \mathcal{D}_Y which is known as the (derived) wrapped Fukaya category of Y , described in [13] for example.

In general, one expects that [39], provided $|dW|^2 \gg |W|$ near an infinity of Y , the superpotential effectively compactifies Y , and the deformation we introduced here is not necessary. As is, to ensure the invariance of the theory under Hamiltonian symplectomorphisms, one needs to introduce the additional ζ -deformation, as we did above. In principle, one should further replace T_C^ζ by a Lagrangian obtained from it by time one flow of $H_W = \frac{1}{2}\text{Re}W$, as in section 4.2.4. This has no further effect however, since the definition of the ζ -deformation is designed to ensure invariance under Hamiltonian symplectomorphisms. (The need to perturb by H_ζ at infinity of \mathcal{A} , and at the odd punctures, but not near the even punctures, is due to different behavior of the Kahler form, which enters into $|dW|^2$. We have been assuming the Kahler form is the one compatible with the volume form coming from $\Omega \wedge \bar{\Omega}$.)

4.3.3

The A-model being a theory of open strings, a generator of the Floer complex corresponding to the intersection point

$$\mathcal{P} \in \text{hom}_Y(T_C, T_{C'}[M]\{\vec{J}\}), \quad (4.21)$$

is fundamentally a flow $\partial_s y = X^\zeta$ that begins on T_C at $s = 0$ and ends on $T_{C'}$ at $s = 1$, generated by the vector field coming from the Hamiltonian H_ζ . Using the invariance of the theory under Hamiltonian symplectomorphisms of individual branes, we have been trading the flow for the intersection point

$$\mathcal{P} \in T_C^\zeta \cap T_{C'},$$

where T_C^ζ is the image of T_C under the time one flow of the Hamiltonian.

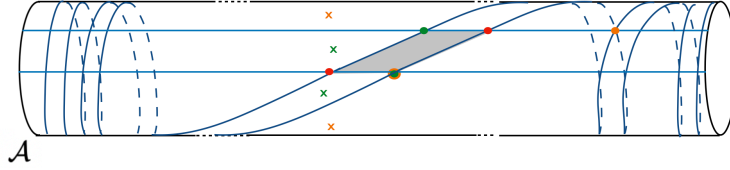


Figure 11: The Riemann surface \mathcal{A} for $d = 2$. Three intersection points of $T_{\mathcal{C}}^{\zeta}$ and $T_{\mathcal{C}'}$ branes are shown, indicated as the pair of green, red and orange dots.

Now, we will reverse the above construction, to get an economical, graphical representation of the generators of \mathcal{A} , as follows.

4.3.4

The intersection point \mathcal{P} , or rather a time-one flow corresponding to it, maps to a configuration of d blue strings on a cylinder whose vertical direction parameterizes the flow, and whose base corresponds to the S^1 in \mathcal{A} . The strings start at $s = 0$, from the positions of d one-dimensional components of $T_{\mathcal{C}}$ on the S^1 in \mathcal{A} , and end at $s = 1$, where the corresponding components of $T_{\mathcal{C}'}$ are. The path the strings take from $s = 0$ to $s = 1$ is determined uniquely by \mathcal{P} . The $+$ and $-$ punctures on the cylinder translate, respectively, to additional orange and green strings, whose positions on the S^1 are those of the corresponding punctures and independent of s .

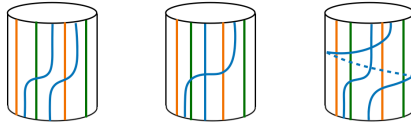


Figure 12: String diagrams corresponding to, respectively the green, red and orange intersection points, from Fig. 11.

4.3.5

The relative gradings of intersection points \mathcal{P} and \mathcal{P}' in $T_{\mathcal{C}}^{\zeta} \cap T_{\mathcal{C}'}$ can be computed from a domain A on the Riemann surface interpolates between them, using expressions (4.12) and (4.16). The absolute grading depend on the choice of relative grading of the $T_{\mathcal{C}}$ and $T_{\mathcal{C}'}$. We will use the same conventions as in [2].

The result is that the Maslov $M(\mathcal{P})$ and $J^0(\mathcal{P})$ equivariant degrees of any $\mathcal{P} \in T_{\mathcal{C}}^{\zeta} \cap T_{\mathcal{C}'}$ can be read off from the corresponding string diagram, as the sum of degrees of all the string bits, per Fig. 13. The $J^1(\mathcal{P})$ equivariant degree is the net winding number of the string diagram around the cylinder.

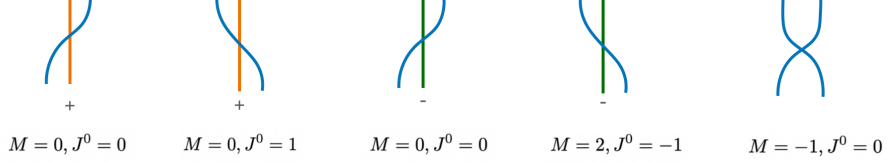


Figure 13: The string bits out of which any string diagram is composed. M and J^0 are their Maslov and \mathfrak{q} equivariant degrees. The J^1 equivariant degree is given by the net winding number of the strands around the cylinder.

4.3.6

The Floer product, which reads

$$m_2 : \text{hom}_Y^{*,*}(T_{\mathcal{C}'}, T_{\mathcal{C}''}) \cdot \text{hom}_Y^{*,*}(T_{\mathcal{C}}, T_{\mathcal{C}'}) \rightarrow \text{hom}_Y^{*,*}(T_{\mathcal{C}}, T_{\mathcal{C}''}), \quad (4.22)$$

translates into stacking cylinders and rescaling, per construction. The composition of cylinders or $m_2(\mathcal{P}', \mathcal{P})$ leads to an algebra A with product \cdot defined by [90]:

$$\mathcal{P}' \cdot \mathcal{P} = (-1)^{M(\mathcal{P})} m_2(\mathcal{P}', \mathcal{P}). \quad (4.23)$$

The product is defined by counting maps $y : D \rightarrow Y$, from a three pointed disk to Y , with three boundary components mapping to $T_{\mathcal{C}}$, $T_{\mathcal{C}'}$ and $T_{\mathcal{C}''}$.

4.3.7

The algebra product can be computed explicitly, as follows [14, 15]. For a map to contribute to m_2 , its Maslov index (obtained from (4.18) with $\ell = 2$):

$$\text{ind}(y) = 2e(A) + i(A) - 2n_-(A) - d/2, \quad (4.24)$$

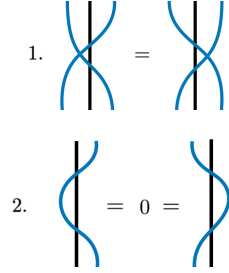
must vanish, $\text{ind}(y) = 0$. Maps from a 3-pointed disk to Y with boundaries on the T -branes are shown in [14, 15] to have $e(A) = d/4$. They also have $n_-(A) = 0$, as explained in section 4.2.8. It follows that maps that contribute to m_2 in (4.22) have

$$i(A) = 0.$$

The quantity $i(A)$ is the branching index of the projection to D [63, 87], which vanishes for maps $y : D \rightarrow Y$ which are disconnected d -tuples of maps from D to \mathcal{A} . It follows that the algebra product is inherited from d copies of a one dimensional theory.

4.3.8

The algebra product A introduces relations between its elements. The relations say that the product of two string diagrams is either a taut diagram or it vanishes. A taut diagram has no “excess” intersection, one which can be removed by isotoping the diagrams keeping the endpoints fixed. Explicitly:



The diagrams above compute m_2 , and hence the algebra product. The black string can stand for either a blue string, colored by the simple root, or the orange and green strings colored by the highest weights of V and V^* .

The products are based on counts of embedded triangles in Floer theory with target which is effectively d copies of \mathcal{A} , as described in [14, 15] and reviewed in [2]. Every such triangle contributes a factor of ± 1 to the amplitude, with the sign that depends on the orientations of the branes at the boundaries [90] (see also [12]). The orientations of T -branes are such that the triangles which contribute to $m_2(\mathcal{P}, \mathcal{P}')$ always contribute $+1$.

4.3.9

The Floer differential

$$m_1 : \text{hom}_Y^{*,*}(T_C, T_{C'}) \rightarrow \text{hom}_Y^{*+1,*}(T_C, T_{C'}), \quad (4.25)$$

turns the algebra A into a differential graded algebra. The algebra differential ∂ is defined by

$$\partial \mathcal{P} = (-1)^{M(\mathcal{P})} m_1(\mathcal{P}). \quad (4.26)$$

Maps that contribute to m_1 have Maslov index

$$ind(y) = 2e(A) + i(A) - 2n_-(A),$$

from (4.12), equal to $ind(y) = 1$. Every two-pointed map from D to Y with boundaries on T -branes necessarily projects to domains A that are (products of) rectangles and isolated points. The latter are images of constant maps from a disk d to \mathcal{A} . For such domains, the Euler measure from (4.13) vanishes $e(A) = 0$ (every rectangle has Euler characteristic one, and 4 acute angles). Maps also have $n_-(A) = 0$ as they are not allowed to pass through the punctures.

It follows that maps with Maslov index one all have

$$i(A) = 1,$$

so they intersect the diagonal in the symmetric product exactly once. Such maps have an image on \mathcal{A} which consists of exactly one empty rectangle and the corresponding number of maps to points. Fortunately, the count of this kind of a map is known. See e.g. [66]. This translates into the differential ∂ which acts on any diagram by removing a crossing locally:

$$3. \quad \partial \begin{array}{c} \text{U} \\ \text{X} \\ \text{U} \end{array} = \hbar \begin{array}{c} | \\ | \\ | \end{array}$$

4.3.10

As in section 3, it is useful to introduce a parameter \hbar , which keeps count of the intersection of a map to Y with the diagonal Δ . The value of \hbar is immaterial, as long as it is not zero, as it can be absorbed into the definition of the algebra element described by the crossing of two blue strands. The algebra

$$A_0 = hom_{Y_0}^{*,*}(T, T),$$

obtained from A_{\hbar} by setting \hbar to zero, is the endomorphism algebra of T -branes on $Y_0 = Y \setminus \Delta$. The algebra A_0 differs from A_{\hbar} only in that its differential vanishes identically. The algebra A_0 plays a central role in the algorithm from section 3, applied to $\mathfrak{gl}_{1|1}$, which we will revisit below. The divisor D_O from (3.1) coincides with Δ in the present setting, so in particular $A_O = A_0$ and $Y_O = Y_0$.

4.3.11

All the higher A_∞ products m_ℓ with $\ell > 2$ incoming strings and one outgoing one string vanish. Maps that contribute to m_ℓ are rigid holomorphic maps for which the Maslov index equals $ind(y) = 2 - \ell$. From the formula for the index $ind(y)$ given in (4.18), together with the fact that for $\ell + 1$ pointed maps bounded by T -branes $e(A) = (\ell - 1)d/4$ [14, 15] and $i(A)$ is non-negative, it follows that to contribute to $m_{\ell > 2}$, a map must have $n_-(A) > 0$. Such a map intersects the divisor of the negative punctures at least once. The divisor is deleted from Y , so the map vanishes.

4.3.12

The algebra A_{\hbar} is an associative graded algebra with a differential. It is a version of the algebra discovered by Lipshitz, Osvath, and Thurston [64], adapted for the Heegaard surface that is a cylinder with punctures.

The signs in the relations between Floer operations and the algebra product (4.23) and the differential (4.26) are important. They are chosen so that the A_∞ relations of the Fukaya category translate into the standard relations of the differential graded algebra with a product that is associative. See appendix B for details. In particular, some products which are equal when computed by m_2 as described in section 4.3.8, are equal only up to a sign computed by the \cdot product.

4.4 Projective resolutions

Because the algebra A has elements of non-zero Maslov degree, the complexes resolving the $\mathcal{B}E_{\mathcal{U}}$ branes (or any other brane) are really twisted complexes.

4.4.1

Resolution of the $\mathcal{B}E_{\mathcal{U}} \in \mathcal{D}_Y$ brane in terms of T -branes,

$$\mathcal{B}E_{\mathcal{U}} \cong (\mathcal{B}E(T), \delta)$$

is a direct sum brane

$$\mathcal{B}E(T) = \bigoplus_k \mathcal{B}E_k(T)[k] \tag{4.27}$$

together with a differential δ , which is a cohomological degree 1 and equivariant degree zero operator

$$\delta : \mathcal{B}E(T) \rightarrow \mathcal{B}E(T)[1] \quad (4.28)$$

that squares to zero. Informally, we get the direct sum brane by stretching the $\mathcal{B}E_{\mathcal{U}}$ brane straight along the cylinder \mathcal{A} and breaking it at both ends at infinity to a direct sum of T -branes. The original brane $\mathcal{B}E_{\mathcal{U}}$ is recovered by turning on the differential δ . Writing this out explicitly, δ is a sum of algebra A elements

$$\delta = \sum_{k,\ell} d_{k,\ell} \in A \quad (4.29)$$

corresponding to Homs between T -branes in the direct sum brane:

$$d_{k,\ell} \in \text{hom}_Y(\mathcal{B}E_k(T)[k], \mathcal{B}E_\ell(T)[\ell + 1]). \quad (4.30)$$

4.4.2

The twisted differential δ , viewed as acting on the brane (4.28) in \mathcal{D}_Y , squaring to zero means that it satisfies the Maurer-Cartan equation

$$\partial\delta + \delta \cdot \delta = 0. \quad (4.31)$$

This is true only up to signs, whose details are quite technical but crucial, unless one is satisfied with working over \mathbb{Z}_2 coefficients. The sign assignments in the category \mathcal{D}_Y of twisted complexes are explained in appendix C. The upshot is that δ satisfies

$$m_1^p(\delta) + m_2^p(\delta, \delta) = 0, \quad (4.32)$$

where m_ℓ^p is a twist of the Floer theory m_ℓ from (4.23) and (4.26) by signs. The condition (4.32) is as simple as it is only because all $m_{\ell>2}$ maps vanish in our algebra. For a general A_∞ algebra, all higher morphisms would contribute and the condition would be $\sum_{\ell=1}^{\infty} m_\ell^p(\delta, \dots, \delta) = 0$ instead. For simplicity, we will write (4.32) simply as (4.31).

4.4.3

The algorithm from section 3 starts by giving the projective resolution of any one component of the $\mathcal{B}E_{\mathcal{U}}$ brane in the $d = 1$ theory, as described in section 3.2. It

recursively constructs the resolution of the brane in \mathcal{D}_{Y_0} , by taking a product with one factor brane at a time. The result of that section is the direct sum brane $\mathcal{B}E(T)$ and the differential

$$\delta_0 : \mathcal{B}E(T) \rightarrow \mathcal{B}E(T)[1],$$

which is a cohomological degree 1 and equivariant degree zero operator that squares to zero in algebra A_0 . The differential δ_0 , per construction, knows everything there is to know about the brane $\mathcal{B}E_{\mathcal{U}}$, viewed as a product of d Lagrangians on \mathcal{A} . Since A_0 is an ordinary associative algebra, the differential squaring to zero means that

$$\delta_0 \cdot \delta_0 = 0, \tag{4.33}$$

up to sign twists. The relation (4.33) holds both in A_0 and in A_{\hbar} , since A_0 and A_{\hbar} differ only in the differential.

4.4.4

The complex $\mathcal{B}E(T)$ with differential δ_0 describes the resolution of the brane $\mathcal{B}E_{\mathcal{U}}$ in \mathcal{D}_{Y_0} . The full differential δ of the brane in \mathcal{D}_Y is obtained by deforming δ_0 per section 3.4.4:

$$\delta = \delta_0 + \hbar\delta_1 + \dots$$

and asking for the full differential to satisfy (4.32). For example, δ_1 is a solution to the linear equation

$$\partial\delta_0 + \delta_0 \cdot \hbar\delta_1 + \hbar\delta_1 \cdot \delta_0 = 0.$$

4.4.5

To get a Floer homology theory with \mathbb{Z} -coefficients we need to specify the spin structure on the $\mathcal{B}E_{\mathcal{U}}$ brane we started with [37, 73]. The choice of spin structure is necessary to orient the moduli spaces of holomorphic maps Floer theory is based on. For us, this translates into a \mathbb{Z}_2 worth of choices of sign for every component of the brane of S^1 topology. From perspective of its resolution, the $(\mathcal{B}E(T), \delta)$ brane, to get a \mathbb{Z} graded theory, we need to specify signs of maps in the differential δ . The two ambiguities must match, so the inequivalent choices of signs in δ should correspond to the inequivalent choices of spin structure in the original $\mathcal{B}E_{\mathcal{U}}$ brane.

Since δ arises as a deformation of δ_0 , to specify signs in δ it suffices to specify the signs in δ_0 . Because δ_0 is a differential of a product complex, signs in it are determined from signs in its factor complexes, by a slight variant of the standard procedure of forming a product complex. There is, as expected, a \mathbb{Z}_2 worth of choices signs in a complex describing a one dimensional factor brane, as only the product of all signs turns out to be gauge invariant. The departure from the standard sign assignment on a product complex is needed because δ_0 is a differential of a twisted, not ordinary complex. The sign assignments in \mathcal{D}_Y are explained thoroughly in appendix C. They follow verbatim the general prescription from [90].

For definiteness, out of 2^d possible sign choices, we choose the one for which the product of all the maps in the differentials of one dimensional factor branes is even.

4.4.6

The different choices of spin structure on the $\mathcal{B}E_{\mathcal{U}}$ brane of $(S^1)^d$ topology may be related by changing holonomies of the flat $U(1)$ connection around the S^1 's by $e^{i\pi}$, as in [26, 27]. The moduli of flat connections on the $\mathcal{B}E_{\mathcal{U}}$ brane is complexified by the symplectic area of d annuli swept out by deforming its one-dimensional factor branes.

In terms of its resolution, changing the holonomy of the complexified flat $U(1)$ connection on the $\mathcal{B}E_{\mathcal{U}}$ brane should correspond to scaling the maps in δ_0 by \mathbb{C}^\times -valued parameters, modulo gauge transformations of $\mathcal{B}E(T)$, the direct sum brane, as in section 3.4.5. Gauge transformations send the differential δ_0 to $e^b \delta_0 e^{-b}$ where $e^b \in \text{End}(\mathcal{B}E(T))$. It is elementary to show that for every one dimensional factor brane, we get exactly one \mathbb{C}^\times -valued gauge invariant scaling parameter, which should be identified with the choice of holonomy.

The differential δ of the brane on Y is, per definition, the deformation of δ_0 keeping the flat connection fixed. Homology groups $\text{Hom}_{\mathcal{D}_Y}^{*,*}(\mathcal{B}E_{\mathcal{U}}, I_{\mathcal{U}})$ being invariant under the swiping move from section 4.6 and appendix A.1, should be independent of the choice of complexified flat connection one starts with, as long as one stays away from infinities in the moduli space, at which topology of the brane may change.

4.5 Simple examples

We will now illustrate the algorithm, starting with the simplest one-dimensional examples.

4.5.1

Consider a single cup brane in a theory with $d = 1$. The $E_{\mathcal{U}_1}$ brane in Fig. 14 is one of the four cup branes in the theory on $Y = \mathcal{A}$ with two even and two odd punctures. By isotoping the $E_{\mathcal{U}_1}$ brane, and allowing it to break at $y = 0$ and $y = \infty$ we get the direct sum brane:

$$E_{\mathcal{U}_1}(T) = T_0[1] \oplus T_2. \quad (4.34)$$

The cohomological degree shift comes from the flip of orientation, per Fig. 14.

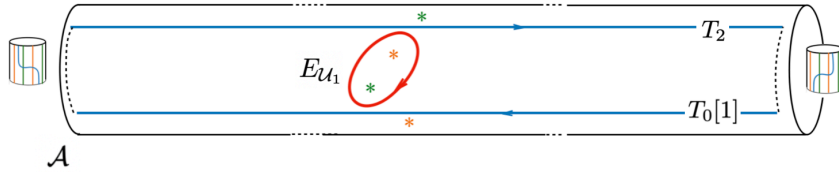


Figure 14: The $E_{\mathcal{U}_1}$ brane is the connected sum of the two T -branes over the intersection points corresponding to the open strings/Reeb chords shown.

In fact, the construction we are about to describe fixes all the degrees for us from the geometry of the brane. To recover the $E_{\mathcal{U}_1}$ brane, we take the connected sum of $T_0[1]$ and T_2 , over a specific pair of their intersection points at $y = \infty$ and $y = 0$. The intersection point at $y = \infty$ corresponds to the following element of the algebra A :

$$\begin{array}{c} \text{Cylinder with blue string} \\ \in \text{hom}_Y(T_0, T_2) = \text{hom}_Y(T_0[1], T_2[0 + 1]) \end{array}$$

which encodes the Reeb flow from T_0 to T_1 that we used in Fig. 14 to take the connected sum. The intersection point at $y = 0$, corresponds to a blue string going the other way:

$$\begin{array}{c} \text{Cylinder with blue string} \\ \in \text{hom}_Y(T_2, T_0[2]) = \text{hom}_Y(T_2, T_0[1 + 1]) \end{array}$$

The orientations of the maps in the complex follow from Fig. 14 and the definition, from section 4.3.2, of homs in the wrapped Fukaya category. The result is the twisted complex $(E_{\mathcal{U}_1}, \delta)$, with differential:

$$\delta = \begin{pmatrix} 0 & \text{Cylinder with blue and red strands} \\ \text{Cylinder with blue and red strands} & 0 \end{pmatrix} \quad (4.35)$$

The differential squares to zero thanks to the A -algebra relations:

$$\begin{array}{c} \text{Cylinder with blue and red strands} \\ \text{Cylinder with blue and red strands} \end{array} = 0 = \begin{array}{c} \text{Cylinder with blue and red strands} \\ \text{Cylinder with blue and red strands} \end{array}$$

The complex is often written as

$$E_{\mathcal{U}_1} \cong T_0[1] \begin{array}{c} \xrightarrow{\text{Cylinder with blue and red strands}} \\ \xleftarrow{\text{Cylinder with blue and red strands}} \end{array} T_2$$

For clarity, for twisted complexes, we will write explicitly not only the equivariant degrees of all the terms in the complex, but also the homological ones. (An alternative is to write explicitly the degrees of all the maps. For ordinary complexes, degrees of all the maps are zero, so degrees of direct summand branes are fixed by knowing a degree of any one of its components. In a twisted complex, this is not the case.) When a degree is not written, it vanishes. For example, the equivariant degrees of both T -branes in (4.34) vanish.

The inequivalent choices of spin structure on a brane, viewed as a smooth Lagrangian on Y should, as in section 4.4.5, correspond to gauge inequivalent choices of signs in the differential. In this simple example, gauge transformations of the two T -branes in the complex can change signs of both maps in the differential simultaneously, leaving a \mathbb{Z}_2 choice for the sign of the product. In writing δ , we picked one.

The two choices of spin structure on the $E_{\mathcal{U}_1}$ brane of S^1 topology are related by changing holonomy of the flat $U(1)$ connection on the brane by $e^{i\pi}$. More generally, changing the holonomy of the complexified flat $U(1)$ connection, corresponds to a

deformation of δ that scales the product of the two maps in the differential, as gauge transformations scale the two maps oppositely. The example at hand is in fact a variant of the following canonical example: replace Y by a cylinder without any punctures, and the $E_{\mathcal{U}_1}$ brane by a brane wrapping the S^1 . That brane has a similar two-term resolution of the in terms of the real line Lagrangian which generates the category. The differential has an analogous deformation by scaling the product of terms in it, which corresponds to sliding the brane along the cylinder together with varying the holonomy of the $U(1)$ flat connection on the brane. Note that some definitions of twisted complexes [90] ask for the differential to be upper or lower triangular. In our setting this is not what one wants since it would eliminate this simple brane, which clearly exists as an object of \mathcal{D}_Y .

From the complex resolving the $E_{\mathcal{U}_1}$ brane, we can compute all its graded Homs to any of the I -branes with no further work. For example, it follows immediately that $Hom_{\mathcal{D}_Y}^{*,*}(E_{\mathcal{U}_1}, I_1)$ vanishes, as applying $hom_Y^*(-, I_1\{\vec{J}\})$ to the complex sends all its terms to zero. This is because as no T_1 branes, which are dual to the I_1 brane, enter $E(T)$ in (4.34). This reproduces the fact the Floer complex $hom_Y^{*,*}(E_{\mathcal{U}_1}, I_1)$ vanishes, as there the $E_{\mathcal{U}_1}$ and the I_1 branes do not intersect. The homology

$$Hom_{\mathcal{D}_Y}^{*,*}(E_{\mathcal{U}_1}, I_{\mathcal{U}_1}) = 0,$$

with $I_{\mathcal{U}_1} = I_1\{1/2\}$, is the reduced homology of a pair of unlinked unknots. By removing two of the four punctures, we would find that the unreduced homology of a single unknot also vanishes. We will explain the degree shift between the cup brane and the basic I_1 brane in section 4.6.

4.5.2

For another simple example, consider the left-handed trefoil. The knot has a representation as a plat closure of a braid of four strands, resulting is the pair of matchings shown in Fig. 15. To get the matchings for reduced trefoil, we remove a pair of blue and red segments, per section 2.4.4.

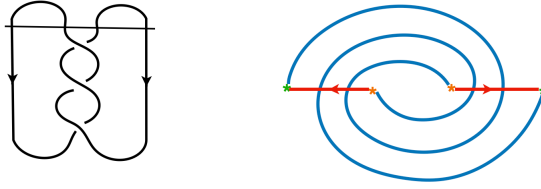


Figure 15: Left handed trefoil, and the corresponding matchings.

By replacing the one remaining blue segment by an oval we get a pair of branes $\mathcal{B}E_{\mathcal{U}}$ and $I_{\mathcal{U}} = I_1\{\frac{1}{2}\}$ on Y , which is the Riemann surface \mathcal{A} with four punctures in Fig. 16. We have rotated the figures clockwise by 90° and suppressed the cylinder.

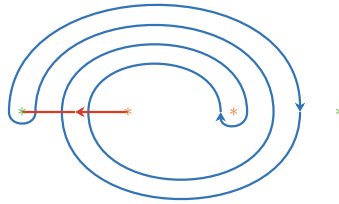


Figure 16: The branes for the reduced trefoil.

We can resolve the $\mathcal{B}E_{\mathcal{U}}$ brane into thimbles, as shown in Fig. 17. Starting with any one thimble, we can work our way around the cap brane, using Fig. 17 to write down the thimbles and the maps connecting them, which gives:

$$T_0[1] \xrightarrow{\text{||||}} T_1 \xleftarrow{\text{||||}} T_3[1]\{-2\} \xleftarrow{\text{||||}} T_1[2]\{-2\} \xleftarrow{\text{||||}} T_2[3]\{-3\} \xrightarrow{\text{||||}} T_3[2]\{-3\} \xrightarrow{\text{||||}} T_1[1]\{-1\} \xrightarrow{\text{||||}} T_3\{-1\}$$

By construction, all relevant aspects of the Lagrangian $\mathcal{B}E_{\mathcal{U}}$ are encoded in complex. The relative degrees of all the T -branes in the complex follow from degrees of the maps between them, shown in Fig. 4, and general facts from section 3.2.1.

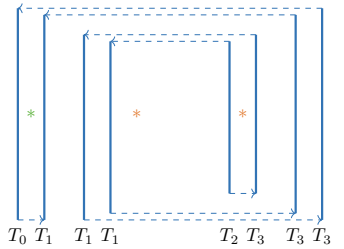


Figure 17: The resolution of the cap brane of the trefoil.

For example, all but one map in the complex have Maslov degree zero and so in the notation of (4.29), correspond to $d_{k,\ell}$ which sends a thimble in degree k to a thimble in degree $\ell = k - 1$. The exception is the map $\begin{array}{|c|} \hline \color{red}{\parallel} \color{green}{\parallel} \color{blue}{\parallel} \\ \hline \end{array}$ which has Maslov degree 2 and therefore sends a thimble in Maslov degree k to a thimble in Maslov degree $\ell = k + 1$.

While the relative degrees of the T -branes in the complex depend only on the underlying Lagrangian, the absolute degree depends on the braid group element whose action \mathcal{B} represents. We will explain how to find absolute degrees of the branes in section 4.6. For this, it suffices to determine the absolute degree of any one T -brane in the complex. In this example, the absolute degree of the T_1 brane is [1], unchanged from the $E_{\mathcal{U}}$ brane complex, as the functor \mathcal{B} acts trivially on it.

There is an additional, non-geometric degree shift which accompanies the action of \mathcal{B} on \mathcal{D}_Y , as explained in section 4.6. Since it is the same for all the branes in \mathcal{D}_Y , and in that sense non-geometric, we will not include it when we write the complex resolving the $\mathcal{B}E_{\mathcal{U}}$ brane. It is important, however, to get the link homology whose Euler characteristic is the Alexander polynomial in standard normalization, and we will need to include it in the very end. In this case, there is overall degree shift of $\Delta M = 0$, $\Delta J_0 = \frac{3}{2}$, coming from the fact \mathcal{B} represents the element σ_2^{-3} , in the standard braid group notation, which braids a pair of even punctures.

The result is the direct sum brane

$$\mathcal{B}E_{\mathcal{U}}(T) = \bigoplus_k \mathcal{B}E_k(T)[k]$$

as in equation (4.27), which has

$$\mathcal{B}E_3 = T_2\{-3\}, \mathcal{B}E_2 = \begin{pmatrix} T_3\{-3\} \\ T_1\{-2\} \end{pmatrix}, \mathcal{B}E_1 = \begin{pmatrix} T_1\{-1\} \\ T_0 \\ T_3\{-2\} \end{pmatrix}, \mathcal{B}E_0 = \begin{pmatrix} T_3\{-1\} \\ T_1 \end{pmatrix}.$$

Then, we can write

$$\delta = \begin{pmatrix} 0 & 0 & 0 & 0 & 0 & 0 & 0 & 0 \\ \begin{array}{|c|} \hline \color{red}{\parallel} \color{green}{\parallel} \color{blue}{\parallel} \\ \hline \end{array} & 0 & 0 & 0 & 0 & 0 & 0 & 0 \\ \begin{array}{|c|} \hline \color{green}{\parallel} \color{blue}{\parallel} \color{red}{\parallel} \\ \hline \end{array} & 0 & 0 & 0 & 0 & 0 & 0 & 0 \\ 0 & \begin{array}{|c|} \hline \color{red}{\parallel} \color{green}{\parallel} \color{blue}{\parallel} \\ \hline \end{array} & 0 & 0 & 0 & 0 & 0 & 0 \\ 0 & 0 & 0 & 0 & 0 & 0 & \begin{array}{|c|} \hline \color{red}{\parallel} \color{green}{\parallel} \color{blue}{\parallel} \\ \hline \end{array} & 0 \\ 0 & 0 & \begin{array}{|c|} \hline \color{red}{\parallel} \color{green}{\parallel} \color{blue}{\parallel} \\ \hline \end{array} & 0 & 0 & 0 & 0 & 0 \\ 0 & 0 & 0 & 0 & 0 & 0 & 0 & 0 \\ 0 & 0 & 0 & \begin{array}{|c|} \hline \color{red}{\parallel} \color{green}{\parallel} \color{blue}{\parallel} \\ \hline \end{array} & 0 & 0 & 0 & 0 \\ 0 & 0 & 0 & 0 & \begin{array}{|c|} \hline \color{red}{\parallel} \color{green}{\parallel} \color{blue}{\parallel} \\ \hline \end{array} & \begin{array}{|c|} \hline \color{red}{\parallel} \color{green}{\parallel} \color{blue}{\parallel} \\ \hline \end{array} & \begin{array}{|c|} \hline \color{red}{\parallel} \color{green}{\parallel} \color{blue}{\parallel} \\ \hline \end{array} & 0 & 0 \end{pmatrix}. \quad (4.36)$$

The $d = 1$ algebra is an ordinary associative algebra whose differential ∂ vanishes identically. Indeed, the differential squares to zero: $\delta \cdot \delta = 0$.

The differential δ would still square to zero if we rescaled the maps in the complex by arbitrary \mathbb{C}^\times -valued parameters. Complexified gauge transformations of the direct sum brane reduce this to one parameter's worth, and correspond to the choice of complexified flat connection on the $\mathcal{B}E_{\mathcal{U}}$ brane of S^1 topology. Varying the spin structure is equivalent to tensoring with an additional \mathbb{Z}_2 flat connection.

The link homology $Hom_{\mathcal{D}_Y}^{*,*}(\mathcal{B}E_{\mathcal{U}}, I_{\mathcal{U}})$ is, up to overall degree shifts, the cohomology of the complex of vector spaces obtained by applying the $hom_Y^{*,*}(-, I_1)$ functor to the complex resolving the $\mathcal{B}E_{\mathcal{U}}$ brane. Non-vanishing contributions come only from the terms in the complex involving the T_1 brane, since it is the dual to the I_1 brane. The complex that results is

$$\mathbb{C}[0] \xrightarrow{0} \mathbb{C}\{-1\}[1] \xrightarrow{0} \mathbb{C}\{-2\}[2] \rightarrow 0, \quad (4.37)$$

with the differential δ that gets mapped to zero. (The complex is really extended by 0's on both sides, as is the brane we obtained it from.)

The three copies of \mathbb{C} in the complex (4.37) correspond, respectively, to the three intersection points which we labeled p_1 , p_2 , and p_3 in Fig. 16, which generate the Floer complex. As in section 3.5, one establishes this by isotoping the $\mathcal{B}E_{\mathcal{U}}$ brane to the connected sum of T -branes. One can verify the identification by considering disks interpolating between the three intersection points. For example, the disk in Fig. 18 interpolates from intersection point p_2 to p_3 , and has $J_0(A) = -1$ and $M(A) = 1$ using (4.16) and (4.12), reproducing their relative degrees from (4.37).

The absolutely graded homology differs from (4.37) by an overall grading shift. It comes from two places, as explained in section 4.6. The first is the overall degree shift of branes that accompanies the action of \mathcal{B} , mentioned above, which in this case adds $+\frac{3}{2}$ to J^0 , and nothing to M . The second is the fact the cap brane is related to the I_1 brane by a canonical grading shift: $I_1 = I_{\mathcal{U}}\{-\frac{1}{2}\}$. The net result is a shift of equivariant grading by $\{1\}$. The result is the reduced $\mathfrak{gl}_{1|1}$ homology of the trefoil:

$$Hom_{\mathcal{D}_Y}^{*,*}(\mathcal{B}E_{\mathcal{U}}, I_{\mathcal{U}}) = \mathbb{C}\{1\} \oplus \mathbb{C}[1] \oplus \mathbb{C}\{-1\}[2]. \quad (4.38)$$

Our J^0 grading is, as we will explain in section 4.7, related to the usual one in (1.1) by $J^0 \rightarrow -J^0$. The graded Euler characteristic recovers the Alexander polynomial $q - 1 + q^{-1}$.

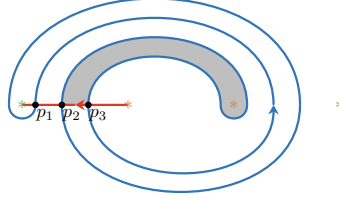


Figure 18: A disk interpolating from the intersection point p_2 to p_3 when the latter are viewed as elements of $\text{Hom}_{\mathcal{D}_Y}^{*,*}(\mathcal{B}E_{\mathcal{U}}, I_{\mathcal{U}})$.

4.5.3

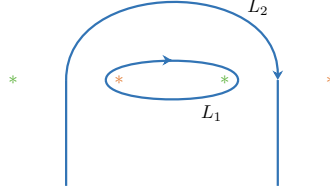
Computing the reduced $U_q(\mathfrak{gl}_{1|1})$ link homology of any two-bridge link is as simple as the current trefoil example, because the target Y is always one-dimensional. Stretching the $\mathcal{B}E_{\mathcal{U}}$ brane along the cylinder, breaking it up into T -branes and recording which maps one needs to turn on to glue the brane back together, results in the full differential δ from the outset, as there is no diagonal to deform it. It is also manifest that the brane differential δ computes the Floer differential δ_F which in this case is easy to compute directly. The Floer differential either trivial, or receives contributions from one dimensional disks connecting pairs of intersection points which can cancel out in pairs by isotoping the branes.

In what follows, we will explain how to compute the reduced $U_q(\mathfrak{gl}_{1|1})$ link homology for arbitrary links K , and any corresponding d . We will do so without relying on any special link presentations; the resulting theory is completely general.

4.5.4

To begin with, we will start with a very simple example which, even though not relevant for knot theory, is a good starting point to illustrate how to find projective resolutions and how they compute the Floer differential without counting solutions to instanton equations.

We can recover the brane $L_1 \times L_2$ below



by starting with a direct sum of T -branes, and taking connected sums.

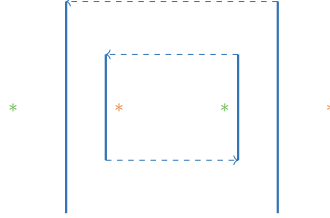


Figure 19: The resolution of the $L_1 \times L_2$ brane in terms of T -branes.

To start, pick one of the two factor branes, say the L_1 brane, and write down its resolution. Keep track of the morphisms themselves, but ignore any degree shifts until all the factor branes have been incorporated. The resolution of the L_1 brane is

$$L_1 \cong T_2[1] \begin{array}{c} \begin{array}{c} \color{green}{|} \color{blue}{|} \color{red}{|} \\ \color{blue}{|} \color{red}{|} \color{green}{|} \end{array} \\ \xrightarrow{\quad} \\ \begin{array}{c} \color{blue}{|} \color{red}{|} \color{green}{|} \\ \color{green}{|} \color{blue}{|} \color{red}{|} \end{array} \end{array} T_4 \quad (4.39)$$

Then, take the product of L_1 with each of the two T -brane that L_2 branes breaks into, namely T_2 and T_4 . The product with T_2 gives the complex:

$$L_1 \times T_2 \cong T_{22}[1] \begin{array}{c} \begin{array}{c} \color{blue}{|} \color{red}{|} \color{green}{|} \\ \color{green}{|} \color{blue}{|} \color{red}{|} \end{array} \\ \xrightarrow{\quad} \\ \begin{array}{c} \color{green}{|} \color{blue}{|} \color{red}{|} \\ \color{red}{|} \color{green}{|} \color{blue}{|} \end{array} \end{array} T_{24}. \quad (4.40)$$

The specific morphisms follow from Fig. 19. In writing down the maps, we keep track of the positions of T -branes relative to each other and to the punctures.

Similarly, the product of L_1 with T_4 gives:

$$L_1 \times T_4 \cong T_{24}[1] \begin{array}{c} \begin{array}{c} \color{blue}{|} \color{red}{|} \color{green}{|} \\ \color{green}{|} \color{blue}{|} \color{red}{|} \end{array} \\ \xrightarrow{\quad} \\ \begin{array}{c} \color{green}{|} \color{blue}{|} \color{red}{|} \\ \color{red}{|} \color{green}{|} \color{blue}{|} \end{array} \end{array} T_{44}. \quad (4.41)$$

The complexes encodes all aspects of the brane relevant to the A-model. For example, because the T_2 brane is to the left of the L_1 brane, and hence of both of its T -branes, the complex resolving $T_2 \times L_1$ does not contain blue strands that cross.

To get $L_1 \times L_2$, we take a connected sum of $L_1 \times T_2$ and $L_1 \times T_4$, using the specific maps that follow from Fig. 19. The maps are identity morphisms of the summands of L_1 , times the morphism that makes up L_2 . The corresponding string diagrams now involve blue strings that cross, since the open strings connecting the two T -branes in L_2 cross the open strings corresponding to identity of L_1 . This gives:

$$\begin{array}{ccccc}
 & & \begin{array}{c} \text{---} \parallel \parallel \text{---} \\ \text{---} \parallel \parallel \text{---} \end{array} & \longrightarrow & \begin{array}{c} \parallel \parallel \\ \parallel \parallel \end{array} & \longrightarrow \\
 T_{22}[1] & \xrightarrow{\quad} & T_{24} & & & \\
 \begin{array}{c} \text{---} \parallel \parallel \text{---} \\ \text{---} \parallel \parallel \text{---} \end{array} & \uparrow & & \uparrow & & \\
 T_{24}[1] & \xrightarrow{\quad} & T_{44} & \xrightarrow{\quad} & & \\
 & & \begin{array}{c} \parallel \parallel \\ \parallel \parallel \end{array} & & \begin{array}{c} \text{---} \parallel \parallel \text{---} \\ \text{---} \parallel \parallel \text{---} \end{array} & \longrightarrow
 \end{array} \tag{4.42}$$

To avoid cluttering, we now present the complexes as periodic d -dimensional grids. The top and the bottom row of (4.42) are rewriting of the complexes in (4.40) and in (4.41). In this specific example, the complex “lives” on $S^1 \times \mathbb{R}$, where the periodic direction is the horizontal one. Correspondingly, rightmost arrows implicitly point to the beginning of the complex on the left. The new maps we have turned on run vertically, and glue $L_1 \times T_2$ and $L_1 \times T_4$ to get $L_1 \times L_2$. All the relative Maslov and equivariant degrees of the T -branes in the complex are determined from the maps in the complex. For example, the morphism that takes the T_{44} brane to lower left T_{24} has Maslov degree 2, and equivariant degree zero. Consequently if we were to place T_{44} brane in Maslov degree k , the lower left T_{24} brane would be in degree $k + 2 - 1 = k + 1$ and the same equivariant degree. We chose the overall cohomological degree to be $k = 0$; a different choice gives a resolution of a brane obtained from $L_1 \times L_2$ by a degree shift.

The resulting complex has the direct sum brane

$$L(T) = \bigoplus_k L_k(T)[k] = \begin{pmatrix} T_{22} \\ T_{24} \end{pmatrix} [1] \oplus \begin{pmatrix} T_{24} \\ T_{44} \end{pmatrix}$$

and differential

$$\delta_0 = \begin{pmatrix} 0 & \begin{array}{c} \text{---} \parallel \parallel \text{---} \\ \text{---} \parallel \parallel \text{---} \end{array} & \begin{array}{c} \parallel \parallel \\ \parallel \parallel \end{array} & 0 \\ 0 & 0 & 0 & \begin{array}{c} \text{---} \parallel \parallel \text{---} \\ \text{---} \parallel \parallel \text{---} \end{array} \\ \begin{array}{c} \text{---} \parallel \parallel \text{---} \\ \text{---} \parallel \parallel \text{---} \end{array} & 0 & 0 & \begin{array}{c} \parallel \parallel \\ \parallel \parallel \end{array} \\ 0 & \begin{array}{c} \parallel \parallel \\ \parallel \parallel \end{array} & 0 & 0 \end{pmatrix} \tag{4.43}$$

The differential δ_0 squares to zero in the algebra $A_{\hbar=0}$ and gives a projective resolution of the brane on $Y_0 = Y \setminus \Delta$. The brane has one complex parameter worth of

deformations, corresponding to turning on a generic flat connection on the L_1 brane, of which we picked one.

The signs in δ_0 are assigned according to the discussion in appendix C. (On the first pass, it is instructive to ignore the signs and work with \mathbb{Z}_2 coefficients instead.) Specializing the signs in the appendix to the current $d = 2$ case, we start with assigning the +1 sign to all the arrows in the first row as well as to all the arrows in the left-most column in (4.42). We then assign the same +1 sign to all columns, but alternate the overall signs in subsequent rows. Finally, we twist the sign of map going from a T -brane of odd Maslov degree by an additional -1 . In checking that $\delta_0 \cdot \delta_0 = 0$, one has to recall that the composition of strand-algebra elements, viewed as the Homs in a category of twisted complexes of A -modules, come with extra signs. These signs, explained in appendix B, amount to replacing the Floer theory m_2 , with its sign-twisted version m_2^p .

The differential δ that squares to zero in the full $A = A_{\hbar}$ algebra satisfies $\partial\delta + \delta \cdot \delta = 0$, or more precisely eqn. (4.32). As explained in section 4.3, for $\hbar \neq 0$ the algebra product stays the same, but the algebra differential ∂ deforms. We have that $\partial\delta_0 + \delta_0 \cdot \delta_0 = \partial\delta_0$, where

$$\partial\delta_0 = \begin{pmatrix} 0 & -\hbar \begin{array}{|c|} \hline \color{red}{\parallel} \color{blue}{\parallel} \color{green}{\parallel} \color{red}{\parallel} \\ \hline \end{array} & 0 & 0 \\ 0 & 0 & 0 & 0 \\ 0 & 0 & 0 & -\hbar \begin{array}{|c|} \hline \color{red}{\parallel} \color{blue}{\parallel} \color{green}{\parallel} \color{red}{\parallel} \\ \hline \end{array} \\ 0 & 0 & 0 & 0 \end{pmatrix}, \quad (4.44)$$

or, written as a complex:

$$\begin{array}{ccc} & T_{22}[1] & T_{24} \\ & \uparrow & \uparrow \\ -\hbar \begin{array}{|c|} \hline \color{red}{\parallel} \color{blue}{\parallel} \color{green}{\parallel} \color{red}{\parallel} \\ \hline \end{array} & & \begin{array}{|c|} \hline \color{red}{\parallel} \color{blue}{\parallel} \color{green}{\parallel} \color{red}{\parallel} \\ \hline \end{array} \\ & T_{24}[1] & T_{44} \end{array} \quad (4.45)$$

Since $\partial\delta_0$ does not vanish, the actual differential δ must be a non-trivial deformation of δ_0 . In fact, we will show momentarily that the exact differential δ , one which satisfies (4.32) in the algebra A_{\hbar} , is a first order deformation of δ_0 .

On equivariant and cohomological degree grounds, there are only two new maps that one could turn in δ . Solving for $\partial\delta + \delta \cdot \delta = 0$ fixes their coefficients. One coefficient gets set to zero and the other to $-\hbar$, so that the exact brane differential δ

equals

$$\delta = \delta_0 + \hbar\delta_1 = \begin{pmatrix} 0 & \begin{array}{c} \text{||||} \\ \text{||||} \\ \text{||||} \\ \text{||||} \end{array} & \begin{array}{c} \text{||||} \\ \text{||||} \\ \text{||||} \\ \text{||||} \end{array} & 0 \\ 0 & 0 & 0 & \begin{array}{c} \text{||||} \\ \text{||||} \\ \text{||||} \\ \text{||||} \end{array} \\ \begin{array}{c} \text{||||} \\ \text{||||} \\ \text{||||} \\ \text{||||} \end{array} & \begin{array}{c} \text{||||} \\ \text{||||} \\ \text{||||} \\ \text{||||} \end{array} & 0 & \begin{array}{c} \text{||||} \\ \text{||||} \\ \text{||||} \\ \text{||||} \end{array} \\ 0 & \begin{array}{c} \text{||||} \\ \text{||||} \\ \text{||||} \\ \text{||||} \end{array} & 0 & 0 \end{pmatrix} \quad (4.46)$$

Written as a complex, the \hbar deformation corresponds adding the orange arrow below:

$$\begin{array}{ccccc} T_{22}[1] & \longrightarrow & T_{24} & \longrightarrow & \\ \uparrow & & \uparrow & & \\ \begin{array}{c} \text{||||} \\ \text{||||} \\ \text{||||} \\ \text{||||} \end{array} & & & & \\ \uparrow & \nearrow & \uparrow & & \\ T_{24}[1] & \longrightarrow & T_{44} & \longrightarrow & \end{array} \quad (4.47)$$

Per discussion in section 3.4.5, in looking for the full differential δ , we excluded deformations of δ_0 by terms already in it. They are either pure gauge, so they do not change the brane, or they change the complexified flat connection. In deforming the $\mathcal{B}E_{\mathcal{U}}$ brane from Y_0 to Y , we want to keep the flat connection fixed.

The term in the differential (4.47) proportional to \hbar encodes a non-trivial disk instanton on Y . To compute the space $Hom_{\mathcal{D}_Y}^{*,*}(L, I_{24})$ of morphisms from the brane L to $I_{24} = I_2 \times I_4$, start by applying $hom_Y^*(-, I_{24}\{\vec{J}\})$ to the complex resolving L . The result is a complex of vector spaces one for each $\{\vec{J}\}$, to which only the terms with $T_{24}\{\vec{J}\}$ contribute. The k -th cohomology of this complex is $Hom_{\mathcal{D}_Y}(L, I_{24}[k]\{\vec{J}\})$. Recall the functor is contravariant, so reverses the direction of maps relative to the complex we started with. The only non-zero contribution is a two-term complex in degree $\vec{J} = 0$

$$\delta_F : \quad \mathbb{C} \xrightarrow{-\hbar} \mathbb{C}[1] \quad (4.48)$$

with vanishing cohomology. This complex coincides with the Floer complex.

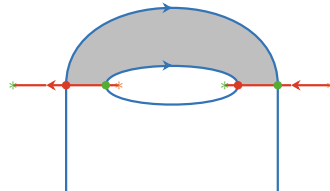


Figure 20: A domain which supports a holomorphic disk that generates the Floer differential acting on $hom_Y^{*,*}(L, I_{24})$. The red intersection point corresponds to the \mathbb{C} factor in (4.48) and the green one to $\mathbb{C}[1]$.

The two terms in the complex (4.48) are the two intersection points of the I_{24} -brane with L . The differential in the complex is proportional to \hbar and so counts maps to Y that intersect the diagonal once. It accounts for the disk which projects to the shaded domain A shown in Fig. 20. Every such “empty rectangle” has $M(A) = 1$ and $J_0(A) = 0$ and is known [87] to contribute ± 1 to the Floer differential, by an explicit calculation. Here we have re-derived this, together with the sign, from the resolution of the brane $L \cong (L(T), \delta)$.

4.5.5

Here is a simple example relevant to knot theory.

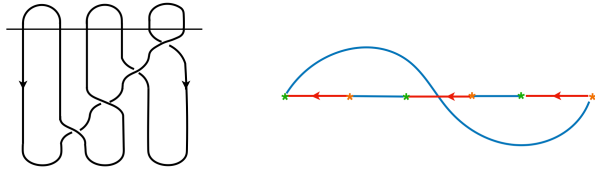


Figure 21: A $d = 3$ presentation of the unknot as a plat closure of a braid, and the corresponding matchings.

Reduced homology of unknot presented as in Fig. 21 comes from the brane configuration in Fig. 22, which is obtained from by removing a pair of red/blue matchings, and replacing the remaining blue matchings with ovals.

The cap and the cup branes have 3 intersection points: p_1q_1 , p_2q_2 , and p_2q_3 . The disk shown in Fig. 22 is an empty rectangle, which therefore has $M = 1$ and $J_0 = 0$, and interpolates from p_2q_2 to p_1q_1 . As we explained in our toy example above, such empty rectangles are known to contribute ± 1 to the differential in Heegaard-Floer theory. So we expect to find that

$$\delta_F p_2q_2 = \pm \hbar p_1q_1 \tag{4.49}$$

and homology that is one dimensional, as expected for the unknot.

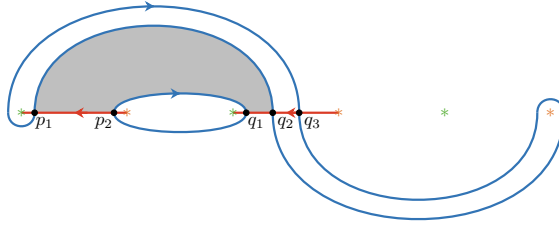


Figure 22: Branes for the unknot, and a disk which generates the Floer differential.

This kind of counting of disks “by hand” is possible only for very special examples because in general, maps of disks to symmetric product can be arbitrarily complicated. We will now show how the algorithm from section 3, which is completely general, recovers this disk and moreover fixes the sign of the disk contribution in (4.49).

Pick one of the two factor branes in $\mathcal{B}E_{\mathcal{U}} = \mathcal{B}E_1 \times E_2$, and find its resolution. For example, the resolution of $\mathcal{B}E_1$ is

$$T_1[1] \xrightarrow{\text{diagram}} T_2 \xleftarrow{\text{diagram}} T_4[-1] \xrightarrow{\text{diagram}} T_7[-2] \xrightarrow{\text{diagram}} T_6[-3]\{1\} \xleftarrow{\text{diagram}} T_4[-2]\{1\} \xrightarrow{\text{diagram}} \cdot$$

Since the E_2 brane breaks into T_2 and T_4 , to find the resolution of $\mathcal{B}E_1 \times E_2$, begin by reading off the complex for the products $\mathcal{B}E_1 \times T_2$ and $\mathcal{B}E_1 \times T_4$ using Fig. 23. As before, it is important to keep track of the placement of the T_2 and T_4 branes relative to the branes in the complex for $\mathcal{B}E_1$. Just as picture of the brane encodes the actual Lagrangian, so does the resolution read off from it. Taking these products will change some of the cohomological degrees of $\mathcal{B}E_1$ because some of the maps end up containing crossings, each of which changes the Maslov degree by -1 .

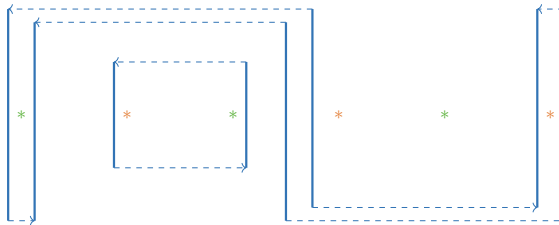


Figure 23: The cap brane for the unknot, broken up into thimbles.

Taking these shifts into account, we find that the resolution of $\mathcal{B}E_1 \times T_2$ is

$$T_{12}[2] \xrightarrow{\text{strand}} T_{22}[1] \xleftarrow{\text{strand}} T_{24}[1] \xrightarrow{\text{strand}} T_{27} \xrightarrow{\text{strand}} T_{26}[-1]\{1\} \xleftarrow{\text{strand}} T_{24}\{1\} \xrightarrow{\text{strand}} \cdot$$

and the resolution of $\mathcal{B}E_1 \times T_4$ is

$$T_{14}[1] \xrightarrow{\text{strand}} T_{24} \xleftarrow{\text{strand}} T_{44} \xrightarrow{\text{strand}} T_{47}[-1] \xrightarrow{\text{strand}} T_{46}[-2]\{1\} \xleftarrow{\text{strand}} T_{44}[-1]\{1\} \xrightarrow{\text{strand}} \cdot$$

Next, we take the direct sum of $\mathcal{B}E_1 \times T_2$ and $\mathcal{B}E_1 \times T_4$ and turn on the geometric maps between T_2 and T_4 to combine $\mathcal{B}E_1 \times T_2$ and $\mathcal{B}E_1 \times T_4$ into $\mathcal{B}E_1 \times E_2$. Unfolding the complex into a toric grid, the result is

$$\begin{array}{ccccccccc} T_{12}[2] & \longrightarrow & T_{22}[1] & \xleftarrow{\text{strand}} & T_{24}[1] & \xrightarrow{\text{strand}} & T_{27} & \longrightarrow & T_{26}[-1]\{1\} & \xleftarrow{\text{strand}} & T_{24}\{1\} & \longrightarrow & \cdot \\ \downarrow & & \downarrow & & \downarrow & & \downarrow & & \downarrow & & \downarrow & & \\ T_{14}[1] & \longrightarrow & T_{24} & \xleftarrow{\text{strand}} & T_{44} & \xrightarrow{\text{strand}} & T_{47}[-1] & \longrightarrow & T_{46}[-2]\{1\} & \xleftarrow{\text{strand}} & T_{44}[-1]\{1\} & \longrightarrow & \cdot \\ \downarrow & & \downarrow & & \downarrow & & \downarrow & & \downarrow & & \downarrow & & \\ \cdot & & \cdot & & \cdot & & \cdot & & \cdot & & \cdot & & \end{array} \quad (4.50)$$

For the sake of readability, we have suppressed the maps, but they are fixed uniquely by the graded thimbles they map between. Additionally, we colored purple the maps containing strands that cross.

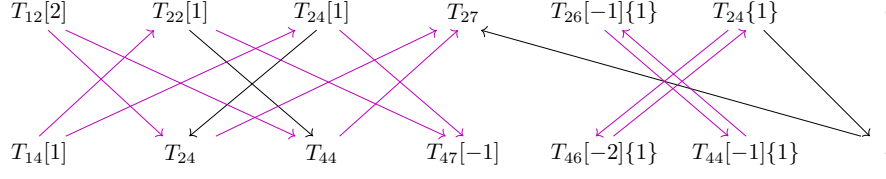
The signs are assigned as described in section 4.4.5 and appendix C. First, we start by fixing signs of the first row and all columns to $+1$. Next, we alternate signs of the horizontal maps according to the row. Finally, we multiply all maps starting at a site of odd Maslov degree by an additional factor of -1 .

One can easily check that δ_0 , the collection of maps we found so far, defines a differential in the algebra A_0 , which simply requires $\delta_0^2 = 0$ (taking all the signs from the twisted A_∞ products into the account). Turning on $\hbar \neq 0$, δ_0 still squares to zero, but it no longer defines a differential, as $\partial\delta_0$ does not vanish in A_\hbar . It consists of:

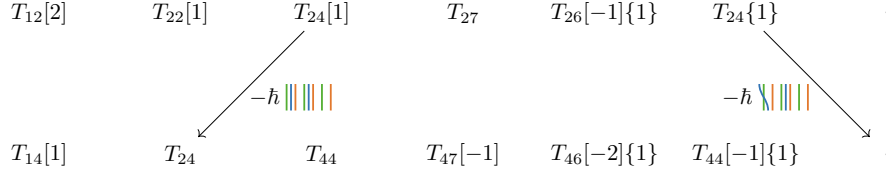
$$\begin{array}{ccccccccc} T_{12}[2] & & T_{22}[1] \xleftarrow{-\hbar \text{strand}} T_{24}[1] & & T_{27} & & T_{26}[-1]\{1\} & & T_{24}\{1\} \xrightarrow{-\hbar \text{strand}} \cdot \\ & & & & & & & & \\ T_{14}[1] & & T_{24} \xleftarrow{\hbar \text{strand}} T_{44} & & T_{47}[-1] & & T_{46}[-2]\{1\} & & T_{44}[-1]\{1\} \xrightarrow{\hbar \text{strand}} \cdot \end{array}$$

The differential δ that satisfies $\partial\delta + \delta \cdot \delta = 0$ in the algebra A_\hbar is a deformation of δ_0 . In principle, on degree grounds, there are 16 new maps which may be turned on in δ

shown below:



The ansatz for δ_1 , the first order deformation of δ_0 thus contains 16 coefficients of these maps. Solving the first-order equation $\partial\delta_0 + \delta_0 \cdot \hbar\delta_1 + \hbar\delta_1 \cdot \delta_0 = 0$ reduces the 16-dimensional space to a 12-dimensional one. One can find the exact solution, without introducing higher order terms in δ , by asking that $\hbar\partial\delta_1 + \hbar\delta_1 \cdot \hbar\delta_1 = 0$. This uniquely determines the remaining 12 coefficients in δ_1 , leading to $\hbar\delta_1$ composed of only two maps:



One of these maps, the one from $T_{24}[1]$ to T_{24} , corresponds to the disk in Fig. 22.

The complex resolving the $\mathcal{B}E_1 \times E_2$ brane is thus the direct sum brane:

$$T_{12}[2] \oplus \begin{pmatrix} T_{14} \\ T_{22} \\ T_{24} \end{pmatrix} [1] \oplus \begin{pmatrix} T_{24} \\ T_{24}\{1\} \\ T_{27} \\ T_{44} \end{pmatrix} \oplus \begin{pmatrix} T_{26}\{1\} \\ T_{44}\{1\} \\ T_{47} \end{pmatrix} [-1] \oplus T_{46}[-2]$$

with differential $\delta = \delta_0 + \hbar\delta_1$, which we just computed.

To calculate homology, we take $hom_Y^{*,*}(-, I_{24})$ of the complex, to find

$$0 \longrightarrow 0 \longrightarrow \begin{pmatrix} \mathbb{C} \\ \mathbb{C}\{1\} \end{pmatrix} \xrightarrow{\begin{pmatrix} -\hbar & 0 \end{pmatrix}} \mathbb{C}[1] \longrightarrow 0$$

The three terms above are the three intersection points of the $\mathcal{B}E_1 \times E_2$ brane with the I_{24} brane in Fig. 22.

Taking cohomology, the the final result is

$$Hom_{\mathcal{D}_Y}(\mathcal{B}E_U, I_U) = \mathbb{C}, \quad (4.51)$$

which is what we expect for the unknot. We used that the cap brane differs from the I_{24} brane by $I_U = I_{24}\{1\}$, and that the constant shifts ΔM , ΔJ_0 from section 4.6 vanish for the braid in Fig. 21.

4.5.6

As the final example, consider the 8_{19} knot. The link homology is comes from the following branes:

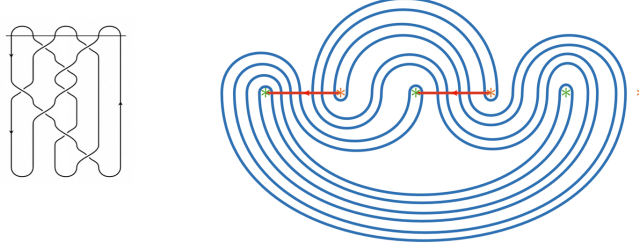


Figure 24: A presentation of 8_{19} as a braid closure and the corresponding branes

Compared to previous examples, finding the differential δ requires a second-order correction in \hbar to δ_0 . Intersecting with the I_{24} Lagrangian leads to the complex

$$\begin{array}{ccccccc}
 \mathbb{C}\{5\} & \xrightarrow{\begin{pmatrix} 0 \\ 0 \end{pmatrix}} & \begin{array}{c} \mathbb{C}\{3\} \\ \mathbb{C}\{4\} \end{array} & \xrightarrow{\begin{pmatrix} -\hbar & 0 \\ 0 & 0 \\ 0 & 0 \\ 0 & 0 \end{pmatrix}} & \begin{array}{c} \mathbb{C}\{3\} \\ \mathbb{C}\{2\} \\ \mathbb{C}\{2\} \\ \mathbb{C}\{2\} \end{array} & \xrightarrow{\begin{pmatrix} 0 & 0 & \hbar & 0 \\ 0 & \hbar & 0 & -\hbar \\ 0 & 0 & 0 & 0 \\ 0 & 0 & 0 & 0 \end{pmatrix}} & \begin{array}{c} \mathbb{C}\{2\} \\ \mathbb{C}\{2\} \\ \mathbb{C}\{1\} \\ \mathbb{C}\{1\} \end{array} & \xrightarrow{\begin{pmatrix} 0 & 0 & 0 & 0 \\ 0 & 0 & -\hbar & 0 \\ 0 & 0 & -\hbar & \hbar \end{pmatrix}} & \longrightarrow
 \end{array}$$

$$\begin{array}{ccccccc}
 \begin{array}{c} \mathbb{C} \\ \mathbb{C}\{1\} \\ \mathbb{C}\{1\} \end{array} & \xrightarrow{\begin{pmatrix} 0 & 0 & 0 \\ 0 & 0 & 0 \\ -\hbar & 0 & 0 \end{pmatrix}} & \begin{array}{c} \mathbb{C}\{-1\} \\ \mathbb{C} \\ \mathbb{C} \end{array} & \xrightarrow{\begin{pmatrix} 0 & 0 & 0 \\ \hbar & 0 & 0 \end{pmatrix}} & \begin{array}{c} \mathbb{C}\{-1\} \\ \mathbb{C}\{-1\} \end{array} & \xrightarrow{\begin{pmatrix} 0 & 0 \end{pmatrix}} & \mathbb{C}\{-2\} & \xrightarrow{(-\hbar)} & \mathbb{C}\{-2\}
 \end{array}$$

which has homology

$$\mathbb{C}[-2]\{5\} \oplus \mathbb{C}[-1]\{4\} \oplus \mathbb{C}\{2\} \oplus \mathbb{C}\{3\} \oplus \mathbb{C}\{4\}\{-1\}.$$

The degree shifts that come from the braid, which has $e_{++} = 0$ and $e_{--} = -2$, are $\Delta M = 2$ and $\Delta J_0 = -1$, by eqn. (4.54). Accounting for $I_{\mathcal{U}} = I_{24}\{1\}$, we find that the regraded homology is

$$Hom_{\mathcal{D}_Y}^{*,*}(\mathcal{B}E_{\mathcal{U}}, I_{\mathcal{U}}) = \mathbb{C}\{3\} \oplus \mathbb{C}[1]\{2\} \oplus \mathbb{C}[2] \oplus \mathbb{C}[5]\{-2\} \oplus \mathbb{C}[6]\{-3\}, \quad (4.52)$$

which agrees with \widehat{HFK} after replacing J_0 by $-J_0$, as expected from section 4.7.

4.6 Homological $U_q(\mathfrak{gl}_{1|1})$ link invariants from \mathcal{D}_Y

In this section we will prove that $\text{Hom}_{\mathcal{D}_Y}^{*,*}(\mathcal{B}E_U, I_U)$ are homological link invariants, which is Thm. 1 for $\mathfrak{gl}_{1|1}$. Along the way, we will explain how to assign absolute gradings to the branes and their homology groups.

The key ingredient in the proofs is the following relation, which says that the branes on the left and the right hand sides of:

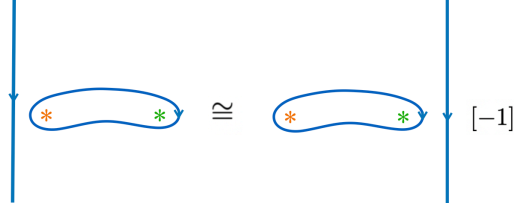


Figure 25: The “swiping move” relates two equivalent objects of \mathcal{D}_Y

are equivalent objects of \mathcal{D}_Y . We prove this in appendix A.1 where we show that the resolutions of the two branes are homotopy equivalent for any $\hbar \neq 0$.

The fact that the swiping move holds for any $\hbar \neq 0$, but not for $\hbar = 0$ is why one must work in the A-model on Y , instead of the simpler theory on $Y_0 = Y \setminus \Delta$. While the Euler characteristics of the homology theories coming from Y and Y_0 are the same, only the theory on Y will give homological link invariants.

4.6.1

Once we know the swiping move in Fig. 25 holds, all four moves in Figs. 5, 6 and 7 follow, up to possible overall Maslov and equivariant degree shifts. They in fact hold with gradings included, as we will explain below.

The moves in Fig. 6, up to possible grading shifts, hold by isotopy invariance alone. The Markov I type move from Fig. 5, translated to cup branes, reads



Figure 26: Markov I type move, in terms of branes

To show the relation holds, we first show the brane on the left is equivalent, using the swiping move, to the following brane:



Figure 27: Swiping move simplifies the brane.

To show this, start with the $E_{\mathcal{U}}$ brane which is a product of two basic oval branes. Next, use the swiping move in Fig. 25 to get an equivalent description of the brane in terms of one where the left brane “swallows” the right. Finally, braid both branes to get the equivalence in Fig. 27. The resulting brane is based on the product Lagrangian pictured, with the overall degree that needs to be determined. The degree will depend on the braid used to obtain the brane.

The brane on the right is similarly equivalent to:



Figure 28: The grading of the resulting brane in principle depends on the path of the green puncture.

The two branes that result are manifestly equivalent objects of $\mathcal{B}_{\mathcal{Y}}$, up to possible overall Maslov and equivariant degree shifts which come from the fact we obtained them by braiding in two different ways. We will show below they are equivalent on the nose, with the grading included. There are analogous versions of these relations for different choices of strand orientations, which can be similarly shown to hold exactly.

The stabilization move from Fig. 7 reads:

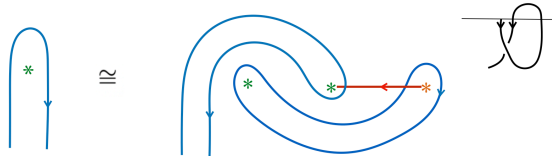
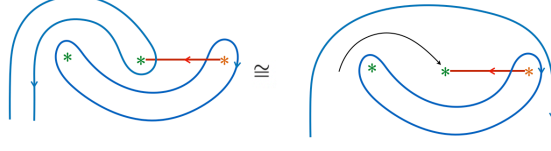


Figure 29: Stabilization move in terms of branes

By first applying the swiping move to the $E_{\mathcal{U}}$ brane and then braiding, one gets an equivalent presentation of the brane on the right hand side as:



Since the I -brane intersects the only the interior component of the E -brane, and only once, the stabilization move in Fig. 29 follows up to a grading shift.

4.6.2

The moves in Figs. 5, 6 and 7 in fact hold exactly, with Maslov and equivariant gradings of the branes included. To explain this, we need to explain how absolute gradings of the branes are assigned.

Absolute equivariant gradings, as well as cohomological gradings mod 2, are visible already in K-theory, so they are the “easy part” of the theory, that was not central to us so far. Now, we will fill the gap.

4.6.3

The grading of the $\mathcal{B}E_{\mathcal{U}}$ brane is determined uniquely from the grading of the $E_{\mathcal{U}}$ brane we started with and the braid group element whose action on \mathcal{D}_Y the functor \mathcal{B} represents. We will take the $E_{\mathcal{U}}$ brane to be the product of d one dimensional E -branes from section 4.5.4. The degrees of the T -branes in the resolution of the brane range from $[0]$ to $[d]$, where d is the dimension of Y ; the equivariant degrees all vanish.

Because the relative degrees of the T -branes in the complex resolving the $\mathcal{B}E_{\mathcal{U}}$ branes are fixed from geometry of the underlying Lagrangian alone, knowing the absolute degree of the $\mathcal{B}E_{\mathcal{U}}$ -brane is the same as knowing absolute degree of any one T -brane in its resolution.

The absolute grading of the $\mathcal{B}E_{\mathcal{U}}$ brane receives two contributions. The first contribution is the obvious one, due to the geometric braid group action on \mathcal{D}_Y , whose objects are graded branes: Pick any $T_{\mathcal{C}}$ -brane in the direct sum brane resolving the

E_U brane. Consider its connected sum with a “spectator” T -brane on which \mathcal{B} acts trivially. Since braiding leaves the spectator brane fixed, the relative gradings of the connected sum T -brane determine the absolute gradings of all branes in $\mathcal{B}T_C$. As an example, the braid in Fig. 27 gives a brane with no geometric degree shift at all. The braid in Fig. 28 results in a geometric degree shift of $\{1\}$.

4.6.4

There is a second contribution to the grading of the $\mathcal{B}E_U$ brane, which originates from terms in Ω and W , in (4.2) and (4.6), which are constant on Y , but depend on the positions of the punctures in a non-single-valued way. The constant terms in Ω and W have a conformal field theory origin, recalling the relation to $\widehat{L_{\mathfrak{g}}}$ chiral algebra from section 2.4.1. They become important if we want the quantum group to have the canonical action on K -theory and its categorification in \mathcal{D}_Y .

As a result of these terms, the geometric braid group action on \mathcal{D}_Y is accompanied with an action of a “constant” degree shift functor. The action of this functor is constant in that it depends only on the braid group element that \mathcal{B} represents, and is the same for all objects in \mathcal{D}_Y .

Recall that every braid group element is a word in the generators $\sigma_i^{\pm 1}$, where σ_i exchanges i -th and $i + 1$ -st puncture counterclockwise. The generators satisfy $\sigma_i \sigma_{i+1} \sigma_i = \sigma_{i+1} \sigma_i \sigma_{i+1}$, and $\sigma_i \sigma_j = \sigma_j \sigma_i$, for $i > j$. Let e_{++} and e_{--} be the sums of exponents of braid group generators that braid a pair of even and odd punctures, respectively. Then terms in (4.2) and (4.6) result in shift functors that act on every object of $L \in \mathcal{D}_Y$ by a shift

$$L \rightarrow L[\Delta M]\{\Delta J_0\}, \quad (4.53)$$

in cohomological and equivariant degrees, given by

$$\begin{aligned} \Delta M &= -e_{--} \\ \Delta J_0 &= -\frac{e_{++}}{2} + \frac{e_{--}}{2}. \end{aligned} \quad (4.54)$$

For example, the Markov I move from Fig. 26 involves a pair of braids that have $e_{++} = -1$ and $e_{++} = 1$; both have $e_{--} = 0$. The resulting constant shifts of $\{\frac{1}{2}\}$ and $\{-\frac{1}{2}\}$ combine with the geometric degree shifts of zero and $\{1\}$, respectively, to result

in both branes having degree $\{\frac{1}{2}\}$. Consequently, the Markov I move holds exactly, with gradings included.

4.6.5

The absolute grading on the homology groups $Hom_{\mathcal{D}_Y}^{*,*}(\mathcal{B}E_{\mathcal{U}}, I_{\mathcal{U}})$ depends also on the absolute grading of the $I_{\mathcal{U}}$ branes.

The grading is determined by asking that the stabilization move in Fig. 29 holds, as well as its variants obtained by changing the orientations of the strands. The result is that the cap brane $I_{\mathcal{U}}$ is not simply the product of basic intervals oriented right to left in degree zero, as is the $I_{\mathcal{C}}$ brane, a brane canonically dual to one of the T -branes, as in (2.12). Rather, it differs by degree shifts which depend on orientation of the caps:

$$* \xleftarrow{\text{red}} * \left\{ \frac{1}{2} \right\} \qquad * \xrightarrow{\text{red}} * \left\{ -\frac{1}{2} \right\} [1]$$

Figure 30: The cap brane $I_{\mathcal{U}}$ is related to the basic corresponding I -brane by degree shift, which is either $\{\frac{1}{2}\}$ or $\{-\frac{1}{2}\}[1]$, depending on the orientation.

The fact the stabilization move holds comes from three degree shifts canceling out, two shifts coming from the E -brane and one from the I -brane. There is an overall shift of $\mathcal{B}E_{\mathcal{U}}$ brane degree $[1]\{-\frac{1}{2}\}$ coming from a pair of odd punctures braided an element whose exponent is -1 . The geometric degree of the intersection point of the $\mathcal{B}E_{\mathcal{U}}$ brane with the basic I -brane has degree $[-1]\{1\}$. The two shifts combined give the intersection point of the $\mathcal{B}E_{\mathcal{U}}$ brane with a basic I -brane net degree $\{\frac{1}{2}\}$. Due to the degree shift between the $I_{\mathcal{U}}$ brane and the basic I -brane from Fig. 30, this is equivalent to an intersection point of the $\mathcal{B}E_{\mathcal{U}}$ brane with an $I_{\mathcal{U}}$ brane of Maslov and equivariant degree zero. It is easy to check that, varying orientations of the strands, we get net zero degree shifts in all other cases as well.

4.6.6

The remaining two relations in Fig. 6 follow similarly. The first of the relations Fig. 6 is an easy exercise, which amounts to showing the geometric degree shift of the $E_{\mathcal{U}}$ brane gets canceled by the constant overall degree shift from (4.53). The second

relation in Fig. 6, corresponding to freedom to add a twist to a cup, holds manifestly for $E_{\mathcal{U}}$ -branes, as it translates to a freedom to reorder the odd and even puncture within it without changing the brane. It also holds for the $I_{\mathcal{U}}$ branes, but only after including the shifts from Fig. 30. These categorify the statement that the change of framing acts trivially on $U_{\mathfrak{q}}(\mathfrak{gl}_{1|1})$ group invariants.

4.6.7

To complete the proof of Thm. 1 for $\mathfrak{gl}_{1|1}$, it remains to show the remaining Markov type moves. These are moves obtained from those in Figs. 5 and 7 by exchanging tops and bottoms, also hold. As sketched in section 2.5.1, the proof proceeds in two steps. First, we observe that $Hom_{\mathcal{D}_Y}^{*,*}(\mathcal{B}E_{\mathcal{U}}, E_{\mathcal{U}})$ is invariant under the two moves since the $E_{\mathcal{U}}$ branes are. Next, we compute how $Hom_{\mathcal{D}_Y}^{*,*}(\mathcal{B}E_{\mathcal{U}}, E_{\mathcal{U}})$ relates to $Hom_{\mathcal{D}_Y}^{*,*}(\mathcal{B}E_{\mathcal{U}}, I_{\mathcal{U}})$.

Per definition, $Hom_{\mathcal{D}_Y}^{*,*}(\mathcal{B}E_{\mathcal{U}}, E_{\mathcal{U}})$ is the cohomology of a double complex obtained from $hom_{\mathcal{D}_Y}^{*,*}(\mathcal{B}E_{\mathcal{U}}, E_{\mathcal{U}})$ by replacing the $\mathcal{B}E_{\mathcal{U}}$ brane its projective resolution, and the $E_{\mathcal{U}}$ brane by its *injective* resolution. The injective resolution is a resolution in terms of I -branes, instead of the T -branes. Each one-dimensional E_i -brane in

$$E_{\mathcal{U}} = E_1 \times \dots \times E_d$$

has a resolution $E_i \cong (E_i(I), \delta_i)$ in terms of a pair of corresponding I_i branes, each with a relative shift in degree by $[1]\{-1\}$. Taking the product of the resulting one-dimensional complexes, we get the injective resolution of the $E_{\mathcal{U}}$ brane as $E_{\mathcal{U}} = (E(I), \delta_E)$ where the $E(I)$ is a direct sum $I_{\mathcal{U}}$ branes in different degrees:

$$E(I) = I_{\mathcal{U}} \left(\{1/2\} \oplus [1]\{-1/2\} \right)^{\otimes d} \equiv I_{\mathcal{U}} \otimes W. \quad (4.55)$$

We introduced a 2^d dimensional graded vector space W to implement the degree shifts for us. Analogously to section 3.5.3, the only terms in the corresponding brane differential δ_E that survive to the double complex involve identity maps between $I_{\mathcal{U}}$ -branes. These do not exist on degree grounds. Correspondingly, it follows

$$Hom_{\mathcal{D}_Y}^{*,*}(\mathcal{B}E_{\mathcal{U}}, E_{\mathcal{U}}) = Hom_{\mathcal{D}_Y}^{*,*}(\mathcal{B}E_{\mathcal{U}}, I_{\mathcal{U}}) \otimes W. \quad (4.56)$$

Since W is fixed and independent of the braid \mathcal{B} , $Hom_{\mathcal{D}_Y}^{*,*}(\mathcal{B}E_{\mathcal{U}}, I_{\mathcal{U}})$ must transform in the same way under the outstanding Markov-type moves, as $Hom_{\mathcal{D}_Y}^{*,*}(\mathcal{B}E_{\mathcal{U}}, E_{\mathcal{U}})$ does. Since the latter is invariant, so is $Hom_{\mathcal{D}_Y}^{*,*}(\mathcal{B}E_{\mathcal{U}}, I_{\mathcal{U}})$. This completes the proof of Thm. 1 for $\mathfrak{gl}_{1|1}$.

4.7 $U_q(\mathfrak{gl}_{1|1})$ skein from branes

We will now prove Thm. 2, which says the Euler characteristic of $Hom_{\mathcal{D}_Y}^{*,*}(\mathcal{B}E_{\mathcal{U}}, I_{\mathcal{U}})$ satisfies the skein of the Alexander polynomial. Since homology groups are independent of the choice of the link projection by Thm. 1, it suffices to show that Euler characteristic of homological invariants obtained by the very special link presentation in Fig. 8 satisfy the skein relation.

The Euler characters of $Hom_{\mathcal{D}_Y}^{*,*}(\mathcal{B}E_{\mathcal{U}}, I_{\mathcal{U}})$ will satisfy the skein relation if K-theory classes of the three branes which represent the braided cups at the bottoms of Fig. 8, satisfy the skein relation. The branes whose K-theory classes we need to consider are given in Fig. 31. Using the swiping move, for each of three branes in Fig. 31 can be simplified by letting the rightmost brane “swallow” the left.



Figure 31: The three branes that the skein relates.

Having done so, it suffices to show that K-theory classes of the three branes in Figs. 32, 33 and 34 satisfy the skein relation.

The first of the three branes, given in Fig. 32, is obtained from the simple $E_{\mathcal{U}}$ brane by braiding two positive punctures by σ_2 . Its resolution is given by

$$T_0[1] \xrightarrow{\text{diagram}} T_3 \xrightarrow{\text{diagram}} T_2[-1]\{1\} \xleftarrow{\text{diagram}} T_1\{1\} \xrightarrow{\text{diagram}} \cdot \quad (4.57)$$

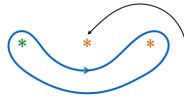


Figure 32: The reduced brane corresponding to \nearrow crossing

The overall degree of the brane, before any non-geometric shifts, follows from the fact that braiding acted trivially on the T_0 brane, hence its degree could not have shifted. With $e_{++} = 1$, $e_{--} = 0$, there is an additional degree shift of the brane by $\{-1/2\}$. The final K-theory class of the brane is $\mathfrak{q}^{-1/2}(\mathfrak{q}[T_1] - \mathfrak{q}[T_2] + [T_3] - [T_0])$.



Figure 33: The reduced brane corresponding to \bowtie crossing

The second brane, in Fig. 33, is obtained from the simple $E_{\mathcal{U}}$ brane by braiding a pair of positive punctures by σ_2^{-1} . The resolution of the brane

$$T_0[1] \xrightarrow{\text{braiding}} T_1 \xleftarrow{\text{braiding}} T_2[1]\{-1\} \xrightarrow{\text{braiding}} T_3\{-1\} \xrightarrow{\text{braiding}} \cdot \quad (4.58)$$

gets accompanied by an additional degree shift of $\{1/2\}$, since $e_{++} = -1$, $e_{--} = 0$, so final K-theory class of the brane is $\mathfrak{q}^{1/2}([T_1] - \mathfrak{q}^{-1}[T_2] + \mathfrak{q}^{-1}[T_3] - [T_0])$.



Figure 34: The reduced brane corresponding to \bowtie

The last brane, in Fig. 34, is the simple $E_{\mathcal{U}}$ brane from section 4.5.1, whose K-theory class is $[T_2] - [T_0]$. K-theory classes of the three branes in Figs. 32, 33 and 34 satisfy one relation:

$$\left[\text{Figure 33} \right] - \left[\text{Figure 34} \right] = -(\mathfrak{q}^{1/2} - \mathfrak{q}^{-1/2}) \left[\text{Figure 34} \right]$$

This is the skein relation satisfied by the $U_{\mathfrak{q}}(\mathfrak{gl}_{1|1})$ R -matrices from e.g. [74]. It coincides with the $n = 0$ skein relation in eqn. (1.1) after identifying

$$\mathfrak{q} = \mathfrak{q}^{-1}. \quad (4.59)$$

The fact that our \mathfrak{q} , and \mathfrak{q} in terms of which the Alexander polynomial and its skein relation are written, are related in this way is responsible for the flip of J_0 grading between our homology theory and the conventions of \widehat{HFK} homology theory which we have seen in all our examples.

5 The \mathfrak{su}_2 theory

In this section, we describe the generalization of Heegaard-Floer theory, from previous section, to ${}^L\mathfrak{g} = \mathfrak{su}_2$, categorifying the Jones polynomial.

5.1 The A-model on $Y_{\mathfrak{su}_2}$

We take the Riemann surface \mathcal{A} , with $n = 2d$ punctures colored by the two-dimensional defining representation V of \mathfrak{su}_2 . The representation is self-conjugate, so V and V^* coincide, and we have only one kind of a puncture, located at $y = a_i$, where i runs from 1 to $2d$. The target $Y = Y_{\mathfrak{su}_2}$,

$$Y = \text{Sym}^d(\mathcal{A}) \tag{5.1}$$

is again the symmetric product of d points on \mathcal{A} , but equipped with a different top holomorphic form $\Omega_{\mathfrak{su}_2}$ and a different potential $W_{\mathfrak{su}_2}$ than in the $\mathfrak{gl}_{1|1}$ case.

5.1.1

The Maslov grading comes from the top holomorphic form $\Omega = \Omega_{\mathfrak{su}_2}$,

$$\Omega = \bigwedge_{\alpha=1}^d \frac{dy_\alpha}{y_\alpha}, \tag{5.2}$$

which coincides with the holomorphic volume form on the Cartesian product of d copies of \mathbb{C}^\times , with coordinate $y \neq 0, \infty$. The theory admits a \mathbb{Z} -valued Maslov grading since $\Omega^{\otimes 2}$ is a globally well defined section of $K_Y^{\otimes 2}$, and hence

$$2c_1(K_Y) = 0. \tag{5.3}$$

The form Ω differs from the standard top holomorphic form on $\text{Sym}^d(\mathbb{C}^\times)$ by having a first order pole along the diagonal Δ in Y . If $\sigma_1, \dots, \sigma_d$ are elementary symmetric functions of y_1, \dots, y_d , the latter equals $\bigwedge_{\alpha=1}^d \frac{dy_\alpha}{y_\alpha} \prod_{\alpha < \beta} (y_\alpha - y_\beta) = (\bigwedge_{\alpha=1}^d d\sigma_\alpha) / \sigma_d$. Unlike Ω , this canonical top holomorphic form is invariant under the action of the permutation group S_d on y_1, \dots, y_d .

The fact that $\Omega_{\mathfrak{su}_2}$ differs from $\Omega_{\mathfrak{gl}_{1|1}}$ in (4.1.1) means that the curves one counts in the two theories are not the same, even though they both map to $Y = \text{Sym}^d(\mathcal{A})$.

5.1.2

The equivariant gradings come from a potential $W = W_{\mathfrak{su}_2}$,

$$W = \lambda_0 W^0 + \lambda_1 W^1, \quad (5.4)$$

which is a multi-valued holomorphic function on Y . We take λ_0 to be related to \mathfrak{q} as in (4.5), and λ_1 is associated to the holonomy around the S^1 , as in the $\mathfrak{gl}_{|1|}$ case. The functions W^0 and W^1 are given by:

$$W^0 = \ln f, \quad W^1 = \ln \prod_{\alpha=1}^d y_\alpha,$$

for

$$f(y) = \frac{\prod_{i=1}^{2d} \prod_{\alpha=1}^d (1 - a_i/y_\alpha)}{\prod_{1 \leq \beta \neq \alpha \leq d} (1 - y_\beta/y_\alpha)} \prod_{1 \leq i < j \leq 2d} (1 - a_i/a_j)^{1/2}. \quad (5.5)$$

For comparison to the general simple Lie algebra ${}^L\mathfrak{g}$ case, if μ is the highest weight of the fundamental representation coloring the punctures and ${}^L e$ the positive simple root, the exponents in the numerator are $1 = \langle {}^L e, \mu \rangle$ and $\frac{1}{2} = \langle \mu, \mu \rangle$, the exponent in the denominator is $1 = \langle {}^L e, {}^L e \rangle / 2$.

The factors of (5.5) that depend only on the positions of punctures on \mathcal{A} play no role in any local considerations. They become relevant when we consider the action of braiding on \mathscr{D}_Y , as explained in section 5.7.

5.1.3

A proposal that a similar A-model should categorify the Jones polynomial was made by Gaiotto and Witten [38] and pursued in [39, 40]. It was meant to be a finite dimensional effective theory for Witten's five dimensional gauge theory [101]. The theory in [101] can also be interpreted as an A-model, except coming from a Landau-Ginsburg model with an infinite dimensional target space [39].

5.2 The category of A-branes on $Y_{\mathfrak{su}_2}$

The categories of A-branes on $Y_{\mathfrak{su}_2}$ and on $Y_{\mathfrak{gl}_{|1|}}$ closely parallel each other. In particular, for both theories, objects of \mathscr{D}_Y are product Lagrangians of the form (4.7), which are graded by Maslov and equivariant gradings, where the grading is a

choice of a lift of the phase of Ω and of e^{-W} to real valued functions on L . One novelty of the present case is that immersed Lagrangians play a key role.

5.2.1

As in the $\mathfrak{gl}_1|_1$ theory, the branes are allowed to end at punctures of \mathcal{A} , due to the fact potential has logarithmic poles there. An example is a cap brane $I_{\mathcal{U}}$ on Y , which is a product of d non-intersecting intervals,

$$I_{\mathcal{U}} = I_1 \times \dots \times I_d,$$

where I_j begins at $y = a_{2j-1}$ and ends at $y = a_{2j}$.

The cup brane $E_{\mathcal{U}}$ on Y ,

$$E_{\mathcal{U}} = E_1 \times \dots \times E_d,$$

is a product obtained by replacing each I_j brane by an immersed, figure eight Lagrangian, encircling the corresponding punctures. The brane has well-defined Maslov grading, since the phase of dy_j comes back to itself around a figure eight. It also has a well defined equivariant grading, as it winds around the two punctures in opposite directions.

5.2.2

For a holomorphic map to contribute to A-model amplitudes, as discussed in section 2.1.7, its image in Y should have finite area, computed using any symplectic form compatible with Ω , and moreover W should pull back to a regular function on the disk. As always, the latter condition guarantees that the equivariant degree of the map is zero, but in the \mathfrak{su}_2 theory, it does not preclude maps from passing through punctures on \mathcal{A} .

As shown in [2], for W to pull back to a regular function on the disk D under the map $y : D \rightarrow Y$, every order one branch point of the projection $S \rightarrow D$ must map to a puncture on \mathcal{A} with multiplicity 1, and every node of the projection to D must map to a puncture with multiplicity 2. Here, S is a Riemann surface in $D \times \mathcal{A}$, which the map $y : D \rightarrow Y$ corresponds to in the cylindrical formulation [63] of Floer theory, as in section 4.2.6.

5.2.3

As in Heegaard-Floer theory, there is a simpler cousin of Y , the manifold

$$Y_O = Y \setminus D_O, \quad (5.6)$$

obtained from Y by removing the divisor

$$D_O = \Delta + D_a. \quad (5.7)$$

Along the diagonal Δ , at least two out of d points coincide on \mathcal{A} ; along D_a , at least one of them coincides with a finite puncture. The theory on Y_O is simple to solve [2]; in particular, removing Δ eliminates all but the maps without branching in $S \rightarrow D$, as the branching index coincides the intersection of the image with the diagonal Δ .

The theory on Y_{su_2} is obtained from the theory on Y_O by carefully understanding the effect of filling in D_O . Direct A-model analysis appears in [5]. Equivalently, we can use homological mirror symmetry as a guide, as [5] proves it.

5.2.4

In the theory on $Y = Y_{\text{su}_2}$, the Maslov index of a map $y : D \rightarrow Y$, where D is a disk with two marked points on the boundary, is given by [2]

$$\text{ind}(y) = 2e(A), \quad (5.8)$$

where $e(A)$ is the Euler measure defined in (4.13). The index of the $\mathfrak{gl}_{1|1}$ theory in (4.12) has two additional contributions, corresponding to the two additional contributions to the top holomorphic form of that theory in (4.1) relative to (5.2). (The indices of $\ell + 1$ pointed disks for other values of ℓ are related similarly as well.)

The c^0 -equivariant degree (corresponding to the \mathfrak{q} grading) is given by

$$J_0(y) = i(A) - 2n(A). \quad (5.9)$$

Above, $n(A)$ is the multiplicity of A at all the finite a -punctures, and $i(A)$ is the intersection of the map with the diagonal, defined in (4.14). The factor $i(A)$ in the equivariant degree originates from the factor of $\Delta(y) = \prod_{\alpha < \beta} (y_\alpha - y_\beta)$ in the potential W^0 , through (5.5). The c^1 equivariant degree is the same as in (4.17).

5.2.5

The fact that the Euler characteristic of $\text{Hom}_{\mathcal{D}_Y}^{**}(\mathcal{B}E_U, I_U)$, which is the graded count of intersection points of the $\mathcal{B}E_U$ and I_U branes in (2.23), reproduces the Jones polynomial of the link

$$\chi(\mathcal{B}E_U, I_U) = \sum_{\mathcal{P}} (-1)^{M(\mathcal{P})} \mathfrak{q}^{J(\mathcal{P})} = J_K(\mathfrak{q}).$$

is a theorem of Bigelow [18], building on the work of Lawrence [60–62]. In section 5.8, we will give a different, direct proof of this. Our theory explains the homological origin of Bigelow’s peculiar construction and generalizes it to other $U_{\mathfrak{q}}(L\mathfrak{g})$ link invariants. A relation of Bigelow’s representation of the Jones polynomial to symplectic Khovanov homology of [92] was first observed in [67].

5.3 Equivariant mirror symmetry

Mirror symmetry relating Y to its mirror X fits into a larger framework of mirror symmetries. The theory on Y , and its mirror X , are defined by the rectangle

$$\begin{array}{ccc} \mathcal{X} & \xleftarrow{\text{mirror}} & \mathcal{Y} \\ \uparrow & \swarrow \text{equiv. mirror} & \uparrow \\ X & \xleftarrow{\text{mirror}} & Y \end{array}$$

Here, \mathcal{Y} is a holomorphic symplectic manifold which fibers over Y with holomorphic Lagrangian $(\mathbb{C}^\times)^d$ fibers. Its mirror \mathcal{X} is also holomorphic symplectic, and X embeds into it as a holomorphic Lagrangian called the “core”. We will call Y the equivariant mirror of \mathcal{X} . The $\mathfrak{gl}_{1|1}$ theory is exceptional in this regard, in that there is no “upstairs”.

The category of branes on \mathcal{Y} is $\mathcal{D}_{\mathcal{Y}}$, the derived Fukaya-Seidel category of \mathcal{Y} with potential \mathcal{W} , described in [2, 5]. $\mathcal{D}_{\mathcal{X}}$ is the derived category of \mathbb{T} -equivariant coherent sheaves on \mathcal{X} from [1].

The equivariant mirror symmetry framework, which provides two descriptions of the theory, one upstairs and one downstairs, is key for proper understanding of many features of the theory, starting with the asymmetry between cup and cap branes. It is also crucial for proper understanding of how the divisor D_O gets filled in.

5.3.1

In our current example, the upstairs $\mathcal{Y} = \mathcal{Y}_{\mathfrak{su}_2}$ is [2, 5] an open subset of the Hilbert scheme of d points on (a deformation of) the multiplicative A_{2d-1} surface singularity,

$$\mathcal{C} : \quad u^+ u^- = \prod_{i=1}^{2d} (1 - y/a_i), \quad (5.10)$$

which is a \mathbb{C}^\times fibration over \mathcal{A} . The fibration degenerates at $2d$ points where the punctures are.

A Hilbert scheme of points on the surface is a blow-up of the locus in the symmetric product of d copies of the surface \mathcal{C} in (5.10) where a pair of points comes together. Explicitly, take $(y_\alpha, u_\alpha^+, u_\alpha^-)$ for α running from 1 to d , modulo permutations, to be coordinates on the symmetric product of d copies of the surface in (5.10). The Hilbert scheme is a resolution of it, by remembering the direction $\frac{u_\alpha^+ - u_\beta^+}{y_\alpha - y_\beta} \in \mathbb{P}^1$, in which pairs of points come together, for any two $\alpha \neq \beta$ (and similarly with $+$ and $-$ exchanged, modulo obvious relations).

To get \mathcal{Y} , one starts with the ‘‘horizontal Hilbert scheme’’ of d points on the surface \mathcal{C} in (5.10), which is an open subset of the Hilbert scheme, where one deletes the locus where a pair of points comes together on $\mathcal{A} = \mathbb{C}_y^\times$, without coming together on the fiber. This corresponds to asking that $\frac{u_\alpha^- - u_\beta^-}{y_\alpha - y_\beta} \neq \infty$, and similarly with $+$ and $-$ exchanged. This space is simply the moduli space of d $SU(2)/\mathbb{Z}_2$ monopoles on $\mathbb{R}^2 \times S^1$, in the presence of $2d$ singular ones, or a Coulomb branch of a four-dimensional $\mathcal{N} = 2$ $U(d)$ gauge theory with $2d$ hypermultiplets.

5.3.2

The upstairs \mathcal{Y} is the horizontal Hilbert scheme of d points on the surface \mathcal{C} , equipped with the potential

$$\mathcal{W} = \lambda_0 \mathcal{W}_0 + \lambda_1 \mathcal{W}_1 + \mathcal{W}_2 \quad (5.11)$$

where

$$\mathcal{W}_0 = \sum_{\alpha=1}^d \log u_\alpha^+, \quad \mathcal{W}_1 = \sum_{\alpha=1}^d \log y_\alpha, \quad \mathcal{W}_2 = \sum_{\alpha=1}^d \frac{u_\alpha^-}{\prod_{\beta \neq \alpha} (1 - y_\beta/y_\alpha)}.$$

The \mathcal{W}_0 and \mathcal{W}_1 terms are mirror to equivariant action on \mathcal{X} . The \mathcal{W}_2 term is a holomorphic function on the horizontal Hilbert scheme. For \mathcal{W}_0 to be defined on

\mathcal{Y} , we must further remove from it the points where $u_\alpha^+ = 0$. So, \mathcal{Y} is simply the horizontal Hilbert scheme of d points on $\mathbb{C}_{u^+}^\times \times \mathbb{C}_y^\times$, or

$$\mathcal{Y} = \text{Hilb}^d(\mathbb{C}_{u^+}^\times \times \mathbb{C}_y^\times \longrightarrow \mathbb{C}_y^\times).$$

5.3.3

The upstairs \mathcal{Y} fibers over the downstairs Y , with generic fiber

$$Y_F = (\mathbb{C}_u^\times)^d.$$

It is helpful to introduce new local coordinates $u_1, \dots, u_d \in \mathbb{C}^\times$, related to the old global ones by

$$u_\alpha = u_\alpha^+ \frac{\prod_{\beta \neq \alpha} (1 - y_\beta / y_\alpha)}{\prod_{i=1}^{2d} (1 - y_\alpha / a_i)}. \quad (5.12)$$

In terms of u 's and y 's, the potential \mathcal{W} on \mathcal{Y} splits as

$$\mathcal{W} = W + W_F. \quad (5.13)$$

The first term is the downstairs potential W on Y , from (5.4). The remainder is the potential on the fiber Y_F over Y :

$$W_F = \sum_{\alpha=1}^d (\lambda_0 \log u_\alpha + u_\alpha^{-1}). \quad (5.14)$$

The category \mathcal{D}_{Y_F} of A-branes on Y_F with potential W_F is familiar. It is mirror to the category of B-branes on X_F , which is a product of d copies of \mathbb{C}_z , each with a $\mathbb{C}_{\lambda_0}^\times$ action on it.

This has an important consequence. It means that the upstairs category of A-branes $\mathcal{D}_{\mathcal{Y}}$, has a description purely from the downstairs perspective, as the Fukaya category of Y “with coefficients in \mathcal{D}_{Y_F} ”. We will make explicit below what this means.

5.3.4

The mirror of \mathcal{Y} with potential \mathcal{W} is

$$\mathcal{X} = \text{Hilb}^d(\mathbb{C}^\vee \longrightarrow \mathbb{C}_z),$$

together with an equivariant T-action. Here, \mathcal{C}^\vee is the resolution of the ordinary A_{2d-1} surface singularity

$$\mathcal{C}^\vee : \quad x_+ x_- = z^{2d}.$$

The equivariant T-action on \mathcal{X} is a product $\mathbb{C}_{\lambda_0}^\times \times \mathbb{C}_{\lambda_1}^\times$, where the first factor comes from scaling z with weight $\mathfrak{q} = e^{2\pi i \lambda_0}$, and the second scales x_+ and x_- oppositely, preserving the holomorphic symplectic form on \mathcal{C}^\vee and hence on \mathcal{X} . These two actions mirror the \mathcal{W}_0 and \mathcal{W}_1 terms in the potential, respectively.

The core X , the mirror of Y , is the fiber of \mathcal{X} over the point in the base $\text{Hilb}^d(\mathbb{C}_z)$, where d points come together at the origin of the z plane.

5.3.5

The upstairs \mathcal{X} is the moduli space of d $SU(2)/\mathbb{Z}_2$ monopoles on \mathbb{R}^3 , in the presence of $2d$ singular ones, or a Coulomb branch of a three-dimensional $\mathcal{N} = 2$ $U(d)$ gauge theory with $2d$ hypermultiplets. It is based on \mathcal{C}^\vee , which is the ordinary A_{2d-1} surface singularity and not the multiplicative one, due to the \mathcal{W}_2 term in the potential on \mathcal{Y} . This is an example of the fact that filling in a divisor in \mathcal{X} is mirror to adding a term in the potential on \mathcal{Y} . This interplay between removing/filling in the divisors on one side, and changing the superpotential is first described in [45]. It is further developed in [16] and many other works.

5.3.6

The upstairs and the downstairs categories $\mathcal{D}_{\mathcal{X}}$ and $\mathcal{D}_{\mathcal{Y}}$ are related by a pair of adjoint functors

$$\begin{array}{ccc} \mathcal{D}_{\mathcal{X}} & & \\ & \swarrow h_* & \\ & & \mathcal{D}_{\mathcal{Y}} \\ & \nwarrow h^* & \end{array}$$

which come from composing the downstairs mirror symmetry with a pair of functors $f_* : \mathcal{D}_{\mathcal{X}} \rightarrow \mathcal{D}_{\mathcal{X}}$, which interprets a sheaf “downstairs” on X as a sheaf “upstairs” on \mathcal{X} , and $f^* : \mathcal{D}_{\mathcal{X}} \rightarrow \mathcal{D}_{\mathcal{X}}$ which corresponds to tensoring with the structure sheaf $\otimes_{\mathcal{O}_X}$, and restricting.

Alternatively, h^* and h_* come by composing the upstairs mirror symmetry with a pair of functors k^* and k_*

$$\begin{array}{c} \mathcal{D}_{\mathcal{Y}} \\ \uparrow k^* \\ \mathcal{D}_{\mathcal{X}} \\ \downarrow k_* \end{array}$$

which come from a Lagrangian correspondence on $\mathcal{Y} \times Y_-$, where Y_- is Y with sign of symplectic form reversed [7]. The functors are intersections with the Lagrangian \mathcal{K} on $\mathcal{Y} \times Y_-$. The Lagrangian \mathcal{K} is a product of Y with a real d -dimensional fiber over it, constructed in [5].

5.3.7

Upstairs, a cup and a cap are the same object. From perspective of \mathcal{X} , the brane $\mathcal{U} \in \mathcal{D}_{\mathcal{X}}$ is the structure sheaf $\mathcal{U} = \mathcal{O}_U$ of vanishing cycle. Continuing with the \mathfrak{su}_2 example, the vanishing cycle is a product of d non-intersecting \mathbb{P}^1 's in \mathcal{C}^\vee , $U = (\mathbb{P}^1)^d$. In $\mathcal{D}_{\mathcal{X}}$ the homological link invariants are simply

$$\text{Hom}_{\mathcal{D}_{\mathcal{X}}}^{*,*}(\mathcal{B}\mathcal{U}, \mathcal{U}),$$

where \mathcal{B} is the action of the braiding functor. Equivariant mirror symmetry relates $\mathcal{D}_{\mathcal{X}}$ and $\mathcal{D}_{\mathcal{Y}}$ and dictates what the cup and cap branes are in $\mathcal{D}_{\mathcal{Y}}$.

The $\mathcal{U} \in \mathcal{D}_{\mathcal{X}}$ brane comes from the cap branes $I_{\mathcal{U}}$ on Y , as the image of the $h_* : \mathcal{D}_{\mathcal{Y}} \rightarrow \mathcal{D}_{\mathcal{X}}$ functor,

$$h_* : I_{\mathcal{U}} \in \mathcal{D}_{\mathcal{Y}} \longrightarrow \mathcal{U} = h_* I_{\mathcal{U}} \in \mathcal{D}_{\mathcal{X}}.$$

The functor h^* that sends the upstairs \mathcal{U} -brane from \mathcal{X} back down to Y gives the $E_{\mathcal{U}}$ branes, as well as their images under the braiding functor:

$$h^* : \mathcal{B}\mathcal{U} \in \mathcal{D}_{\mathcal{X}} \longrightarrow \mathcal{B}E_{\mathcal{U}} = h^* \mathcal{B}\mathcal{U} \in \mathcal{D}_{\mathcal{Y}}.$$

An explicit computation of this may be found in [2]. The adjointness of the functors h^* and h_* implies that the Homs between the branes upstairs are equal to the Homs between the branes downstairs

$$\text{Hom}_{\mathcal{D}_{\mathcal{Y}}}^{*,*}(\mathcal{B}E_{\mathcal{U}}, I_{\mathcal{U}}) = \text{Hom}_{\mathcal{D}_{\mathcal{X}}}^{*,*}(\mathcal{B}\mathcal{U}, \mathcal{U}).$$

The proof that the right hand side gives homological link invariants (for any simply-laced Lie algebra ${}^L\mathfrak{g}$) is in [1], and homological mirror symmetry proven in [5] implies the same is true of the left hand side. We will give a second proof that the left hand side is a link invariant later in this section.

5.3.8

In general, the functor h^* , or equivalently $k^* : \mathcal{D}_{\mathcal{Y}} \rightarrow \mathcal{D}_Y$, equips the branes on Y that come from \mathcal{Y} as the images of this functor with an extra structure of a local system. The familiar case corresponds equipping Lagrangian branes with a unitary bundle of rank one or higher. Here, we find a generalization of this [5].

The functor h^* equips the branes on \mathcal{D}_Y that come from $\mathcal{D}_{\mathcal{Y}}$ with a local system of, possibly trivial, modules for a graded algebra \mathcal{B} . Examples of branes that come from upstairs as images of h^* are E -branes and T -branes. By contrast, the I -branes in \mathcal{D}_Y do not arise in this way.

In our case, the algebra \mathcal{B} turns out to be the quotient of the algebra of polynomials in d variables z_1, \dots, z_d , by an ideal \mathcal{I} which sets their symmetric functions to zero. The z 's have equivariant \mathfrak{q} -degree equal to one. We will next explain where this structure comes from, following [5].

5.4 \mathfrak{su}_2 T -branes and their algebra

The branes generating \mathcal{D}_Y are products of d real lines on a cylinder,

$$T_{\mathcal{C}} = T_{i_1} \times \dots \times T_{i_d} \in \mathcal{D}_Y. \quad (5.15)$$

colored by the simple root of \mathfrak{su}_2 . We get one such brane for each inequivalent ordering of T -branes, where passing a component across a puncture changes the brane. Unlike in Heegaard-Floer theory, there is only one kind of a puncture, colored by the fundamental representation. The branes with more than one T_i brane between a pair of punctures are associated to critical points of W at infinity; unlike in the $\mathfrak{gl}_{1|1}$ case, all these branes are non-zero objects of the category. The generator of \mathcal{D}_Y is the direct sum of $T_{\mathcal{C}}$'s,

$$T = \bigoplus_{\mathcal{C}} T_{\mathcal{C}} \in \mathcal{D}_Y,$$

over all possible orderings. Moreover, as an example of the structure in section (5.3.8), the T -branes get equipped with a local system of modules for the algebra \mathcal{B} , equal to \mathcal{B} itself. To explain where this extra structure comes from, we will in parallel consider the generators of \mathcal{D}_Y , the upstairs category of A-branes.

5.4.1

The upstairs category \mathcal{D}_Y also has a single generator:

$$\mathcal{T} = \bigoplus_c \mathcal{T}_c$$

which is a direct sum of

$$\mathcal{T}_c = \mathcal{T}_{i_1} \times \cdots \times \mathcal{T}_{i_d} \in \mathcal{D}_Y.$$

Each upstairs \mathcal{T}_c brane fibers over the downstairs $T_c \in \mathcal{D}_Y$ brane with fibers which are a product of d real line Lagrangians, one for each copy of \mathbb{C}^\times .

The real line Lagrangians in the fiber $Y_F = (\mathbb{C}_u^\times)^d$ with potential W_F generate the fiber Fukaya category \mathcal{D}_{Y_F} . The fiber category is in fact a product of d one dimensional categories, one for each copy of \mathbb{C}_u^\times .

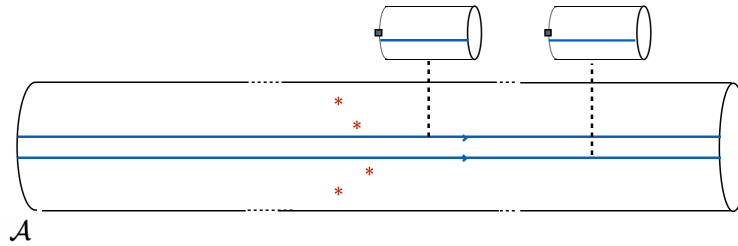


Figure 35: An upstairs \mathcal{T}_c brane pairs every point on the downstairs T_c brane in Y (which is a d -tuple of points on \mathcal{A}) with a product of d real-line Lagrangians, in the fiber Y_F .

5.4.2

The endomorphism algebra of the upstairs generators

$$\mathcal{A} = \text{Hom}_{\mathcal{D}_Y}^*(\mathcal{T}, \mathcal{T}) \tag{5.16}$$

is generated by intersection points of \mathcal{T}_c branes in \mathcal{Y} , defined by the wrapped Fukaya category. The kind of wrapping one needs, in the base and in the fiber, is determined

by the potential W on Y and W_F on Y_F , which add up to the potential \mathcal{W} on the total space \mathcal{Y} , per (5.13).

Since the upstairs branes fiber over the downstairs, their intersection points are obtained by choosing an intersection point of the downstairs generators,

$$\mathcal{P} \in T_{\mathcal{C}}^{\zeta} \cap T_{\mathcal{C}'}, \quad (5.17)$$

and having chosen \mathcal{P} , picking an intersection point of the branes in the fiber over that point, as in Fig. 36.

5.4.3

The A-model on the fiber Y_F with potential W_F from (5.14), is very well known. The corresponding category of A-branes \mathcal{D}_{Y_F} is generated by a single brane T_F , which is the product of d real line Lagrangians, each on a copy of \mathbb{C}_u^{\times} .

As we recalled in section 5.3.3, mirror to Y_F with potential W_F is $X_F = \mathbb{C}^d$, with the equivariant action that scales each copy of \mathbb{C} by \mathfrak{q} . Mirror symmetry relates the generator T_F of \mathcal{D}_{Y_F} to the generator of \mathcal{D}_{X_F} , which we will also call T_F , which is the trivial line bundle on X_F .

5.4.4

The endomorphism algebra of the real-line Lagrangian $T_F \in \mathcal{D}_{Y_F}$, defined by the wrapped Fukaya category, is shown in [13] to be $\mathcal{B}_{\infty} = \mathbb{C}[z_1, \dots, z_d]$ the algebra of polynomials in d variables, z_1, \dots, z_d , with a single grading coming from the equivariant action $z_{\alpha} \rightarrow \mathfrak{q}z_{\alpha}$. The endomorphism algebra of the line bundle T_F generating \mathcal{D}_{X_F} is the algebra of holomorphic functions on X_F , with grading coming from the $\mathbb{C}_{\mathfrak{q}}^{\times}$ action, in other words the \mathcal{B}_{∞} algebra. The fact the two algebras

$$\text{Hom}_{\mathcal{D}_{X_F}}^*(T_F, T_F) = \mathcal{B}_{\infty} \cong \text{Hom}_{\mathcal{D}_{Y_F}}^*(T_F, T_F), \quad (5.18)$$

are the same leads to homological mirror symmetry:

$$\mathcal{D}_{X_F} \cong \mathcal{D}_{\mathcal{B}_{\infty}} \cong \mathcal{D}_{Y_F}, \quad (5.19)$$

Any brane in \mathcal{D}_{X_F} or in \mathcal{D}_{Y_F} , gets mapped, by the Yoneda functor $\text{Hom}^*(T_F, -)$ as in (2.13), to a complex of modules of \mathcal{B}_{∞} . Here T_F is viewed as the brane generating

the corresponding category. This identifies as mirror the branes that give rise to the same object of $\mathcal{D}_{\mathcal{B}_\infty}$, the derived category of \mathcal{B}_∞ modules. In particular, the Yoneda functors map the T_F branes to the module for \mathcal{B}_∞ equal to itself.

5.4.5

Let \mathcal{L} be any Lagrangian on \mathcal{Y} . Since \mathcal{Y} fibers over Y with fibers Y_F , \mathcal{L} is a fibration over a Lagrangian L in the base. Let $\Lambda_{\mathcal{P}}$ be the Lagrangian which is the fiber of \mathcal{L} over a point $\mathcal{P} \in L$. The Yoneda functor maps it to a module $M_{\mathcal{P}}$ for \mathcal{B}_∞ ,

$$\text{Hom}_{\mathcal{D}_{Y_F}}^*(T_F, \Lambda_{\mathcal{P}}) = M_{\mathcal{P}}.$$

In this way, we identify every Lagrangian $\mathcal{L} \in \mathcal{D}_{\mathcal{Y}}$ upstairs on \mathcal{Y} with a Lagrangian $L \in \mathcal{D}_Y$ downstairs, equipped with a local system M of modules for \mathcal{B}_∞ ,

$$\mathcal{L} \cong (L, M). \quad (5.20)$$

The local system is a \mathcal{B} -module $M_{\mathcal{P}}$ over each point $\mathcal{P} \in L$ on the Lagrangian $L \in Y$, together with a flat connection that identifies the fibers over different points.

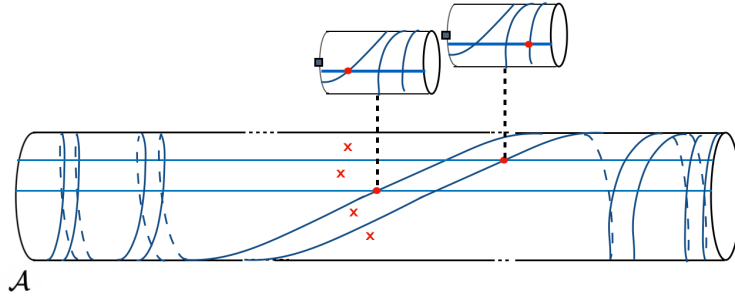


Figure 36: An intersection point of the downstairs T_C -branes, together with the choice of the intersection in the fiber over it.

The Floer complex of \mathcal{L} and $\mathcal{L}' \in \mathcal{D}_{\mathcal{Y}}$ gets a description as a complex generated by intersection points $\mathcal{P} \in L \cap L'$ each tensored by the vector space $\text{hom}_{\mathcal{D}_{\mathcal{B}_\infty}}(M_{\mathcal{P}}, M'_{\mathcal{P}})$

$$\text{hom}_{\mathcal{Y}}^{*,*}(\mathcal{L}, \mathcal{L}') = \text{hom}^{*,*}((L, M), (L', M')) = \bigoplus_{\mathcal{P} \in L \cap L'} \text{hom}_{\mathcal{B}_\infty}(M_{\mathcal{P}}, M'_{\mathcal{P}}). \quad (5.21)$$

of homomorphisms of the corresponding \mathcal{B}_∞ -modules, restricted to \mathcal{P} .

5.4.6

As a special case, every upstairs \mathcal{T}_C brane is the downstairs T_C brane, equipped with a local system with $M = \mathcal{B}_\infty$,

$$\mathcal{T}_C \cong (T_C, \mathcal{B}_\infty). \quad (5.22)$$

the latter viewed as a module over itself, using $\mathcal{B}_\infty = \text{hom}_{\mathcal{B}_\infty}(\mathcal{B}_\infty, \mathcal{B}_\infty)$.

Furthermore, the Floer complex corresponding to the upstairs \mathcal{T}_C and $\mathcal{T}_{C'}$ branes is generated by intersection points $\mathcal{P} \in T_C^\zeta \cap T_{C'}$ of the downstairs T -branes, tensored with the vector space \mathcal{B}_∞ ,

$$\text{Hom}_{\mathcal{D}_y}^*(\mathcal{T}_C, \mathcal{T}_{C'}) = \bigoplus_{\mathcal{P} \in T_C^\zeta \cap T_{C'}} \mathcal{B}_\infty \mathcal{P} \quad (5.23)$$

We equated the Floer complex $\text{hom}_{\mathcal{D}_y}^{*,*}(\mathcal{T}_C, \mathcal{T}_{C'})$ with $\text{Hom}_{\mathcal{D}_y}^*(\mathcal{T}_C, \mathcal{T}_{C'})$, as the space is concentrated in cohomological degree zero with necessarily trivial differential, as we will see momentarily, so the complex and its cohomology coincide.

5.4.7

This translates to a graphical representation of the algebra \mathcal{A} . By the same argument as for the $\mathfrak{gl}_{|1|1}$ theory, the intersection points \mathcal{P} of the downstairs T_C -branes in (5.17) translate to diagrams on the cylinder. The choice of an intersection point in the fiber over \mathcal{P} , which corresponds to an element of \mathcal{B}_∞ per section 5.4.3, can be represented graphically as well. To represent an element $z_1^{k_1} \cdots z_d^{k_d}$ of \mathcal{B}_∞ , post-compose the first blue string in the diagram with k_1 dots, and so on, the last with k_d . For example, the intersection point in Fig. 36 corresponds to the string diagram:

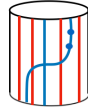


Figure 37: The intersection of the downstairs T -branes determines the string diagram; the intersection of the \mathcal{T} -branes in the fiber determines the dots the string diagram gets post-composed with. This string diagram corresponds to the intersection point in Fig. 36; the intersection in the fiber is $z_1^0 z_2^2 \in \mathcal{B}_\infty$.

5.4.8

The relative equivariant gradings of intersection points \mathcal{P} and \mathcal{P}' in $T_{\mathcal{C}}^{\zeta} \cap T_{\mathcal{C}'}$ can be computed [2] from a domain A on the Riemann surface that interpolates between them. The gradings are a sum of gradings of string bits, which the string diagram decomposes into. This is as in Heegaard-Floer theory; except the gradings differ.

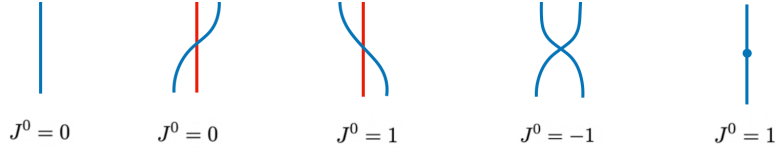


Figure 38: The Maslov degree of every element of $\text{hom}(T_{\mathcal{C}}, T_{\mathcal{C}'})$ vanishes. The J^0 equivariant degree is determined locally as the sum of the degrees of the string bits in the figure. The J^1 equivariant degree is the winding number of strings in the string diagram, around the cylinder.

The Maslov degrees of all the morphisms of \mathcal{T} -branes vanish [5]. This follows from the fact the holomorphic volume form on \mathcal{Y} is the Cartesian product of holomorphic forms on d copies of $\mathbb{C}^{\times} \times \mathbb{C}^{\times}$, with branes that are products of real line Lagrangians in the two copies of \mathbb{C}^{\times} .

5.4.9

The algebra \mathcal{A} has a product coming from the product on Floer cohomology,

$$m_2 : \text{Hom}_{\mathcal{D}_{\mathcal{Y}}}^*(\mathcal{T}_{\mathcal{C}'}, \mathcal{T}_{\mathcal{C}''}) \cdot \text{Hom}_{\mathcal{D}_{\mathcal{Y}}}^*(\mathcal{T}_{\mathcal{C}}, \mathcal{T}_{\mathcal{C}'}) \rightarrow \text{Hom}_{\mathcal{D}_{\mathcal{Y}}}^*(\mathcal{T}_{\mathcal{C}}, \mathcal{T}_{\mathcal{C}''}), \quad (5.24)$$

defined using the wrapped Fukaya category of \mathcal{Y} with potential \mathcal{W} . As in the $\mathfrak{gl}_{1|1}$ case, the product corresponds to stacking cylinders and rescaling.

Because all elements of \mathcal{A} are in degree zero, only the product in (5.24) needs computing as all other A_{∞} morphisms vanish. For m_{ℓ} products to not vanish the difference between Maslov indices of outgoing intersection point and the ℓ incoming ones must be $2 - \ell$, and all algebra elements have degree zero.

5.4.10

The associative product on the algebra \mathcal{A} is computed in [5]. The algebra product translates into local relations of strands elements, given in #1 to #7 below.

$$\begin{array}{l}
1. \quad \begin{array}{c} \text{Diagram 1: A blue loop with a crossing} \\ \text{Diagram 2: Two blue vertical lines with a crossing} \end{array} = 0 \\
2. \quad \begin{array}{c} \text{Diagram 3: Two blue vertical lines with a crossing} \\ \text{Diagram 4: Two blue vertical lines with a crossing} \end{array} = \begin{array}{c} \text{Diagram 5: Two blue vertical lines with a crossing} \\ \text{Diagram 6: Two blue vertical lines with a crossing} \end{array} \\
3. \quad \begin{array}{c} \text{Diagram 7: Two blue vertical lines with a crossing and a red vertical line} \\ \text{Diagram 8: Two blue vertical lines with a crossing and a red vertical line} \end{array} = \begin{array}{c} \text{Diagram 9: Two blue vertical lines with a crossing and a red vertical line} \\ \text{Diagram 10: Two blue vertical lines with a crossing and a red vertical line} \end{array}, \quad \begin{array}{c} \text{Diagram 11: Two blue vertical lines with a crossing and a red vertical line} \\ \text{Diagram 12: Two blue vertical lines with a crossing and a red vertical line} \end{array} = \begin{array}{c} \text{Diagram 13: Two blue vertical lines with a crossing and a red vertical line} \\ \text{Diagram 14: Two blue vertical lines with a crossing and a red vertical line} \end{array}
\end{array}$$

To compute the algebra \mathcal{A} , [5] first consider the theory in the complement of the divisor D_O , which is the union of the diagonal divisor Δ and the divisor of all the punctures $D_a = \sum_i D_{a_i}$. More precisely, in the context of \mathcal{Y} , the divisor D_O is really the pullback of the divisor D_O on Y from (5.7) by the map that projects \mathcal{Y} to Y .

Deleting the D_O from \mathcal{Y} does not affect the generators of the Floer complex, since the \mathcal{T} -branes are disjoint from it. As a result, the algebras as vector spaces do not change, only the relations between their elements may. In the complement of D_O , the theory is extremely simple. The only maps that contribute to the algebra come from counts of one-dimensional triangles, which are easy to evaluate. The result is the algebra

$$\mathcal{A}_O = \mathcal{A}_{u=0, \hbar=0} \tag{5.25}$$

given by relations #1 – #7, with both u and \hbar set to zero.

Filling in D_a corresponds to deforming the algebra to $u \neq 0$. The deformation comes from including disks in \mathcal{Y} that project to \mathcal{A} as products of one-dimensional triangles passing through the punctures. For the superpotential \mathcal{W} to remain regular on such a disk, which is the same as saying the disk does not run off to infinity on \mathcal{Y} , the point on the domain that maps to a puncture must also map to $u = \infty$ in the \mathbb{C}^\times fiber over it, in such a way that u_+ remains finite by (5.12). The result was shown in [5] to be the deformation of the product in #5.

$$4. \quad \begin{array}{c} \text{Diagram 15: Two blue vertical lines with a crossing and a red vertical line} \\ \text{Diagram 16: Two blue vertical lines with a crossing and a red vertical line} \end{array} = \begin{array}{c} \text{Diagram 17: Two blue vertical lines with a crossing and a red vertical line} \\ \text{Diagram 18: Two blue vertical lines with a crossing and a red vertical line} \end{array} + u \cdot \hbar \begin{array}{c} \text{Diagram 19: Two blue vertical lines with a crossing and a red vertical line} \\ \text{Diagram 20: Two blue vertical lines with a crossing and a red vertical line} \end{array}$$

Filling in the diagonal Δ corresponds to deforming to $\hbar \neq 0$. On equivariant degree

grounds, the only possible correction is add a single term to relations #4, #6 and #7, with coefficient to be computed. The corrections to those relations come from counting disks in the symmetric product of two copies of \mathcal{A} . In fact, it suffices to count a single such disk, as knowing the correction to either of the three relations fixes the other two by associativity of the algebra. Finding the \hbar deformation of the algebra thus amounts to a single, but difficult calculation, performed in [5].

$$5. \quad \begin{array}{c} \text{Diagram 1} \\ \text{Diagram 2} \end{array} = u \begin{array}{c} \text{Diagram 3} \\ \text{Diagram 4} \end{array}, \quad \begin{array}{c} \text{Diagram 5} \\ \text{Diagram 6} \end{array} = u \begin{array}{c} \text{Diagram 7} \\ \text{Diagram 8} \end{array}$$

Both parameters u and \hbar may be set to 1 by rescaling the algebra generators; if we keep them generic, they are useful as book-keeping parameters.

$$6. \quad \begin{array}{c} \text{Diagram 9} \\ \text{Diagram 10} \end{array} = \begin{array}{c} \text{Diagram 11} \\ \text{Diagram 12} \end{array} + \hbar \begin{array}{c} \text{Diagram 13} \\ \text{Diagram 14} \end{array}$$

$$7. \quad \begin{array}{c} \text{Diagram 15} \\ \text{Diagram 16} \end{array} = \begin{array}{c} \text{Diagram 17} \\ \text{Diagram 18} \end{array} + \hbar \begin{array}{c} \text{Diagram 19} \\ \text{Diagram 20} \end{array}$$

5.4.11

The algebra relations should be interpreting as stating that the difference between the products of pairs of generators on the left and the right hand sides of relation #4, for example, is not zero, thanks to the contribution of a map D to \mathcal{Y} which intersects the diagonal Δ and the divisor of the punctures D_a once, and which computes the coefficient of the corresponding identity morphism. To show that relations #6 and #7 follow from relations #4 and #5 by associativity of the algebra, pre- or post-compose relation #4 with an element that, in one of the compositions, creates a crossing of the kind appearing on the left hand side of #5.

Viewing the \mathcal{T} -brane as the downstairs T -brane equipped with the local system \mathcal{B}_∞ , the relation #5 says that the product of the two intersection points in Y on the left hand side of the relation does not vanish (as it would without the bundle), but rather defines a non-trivial endomorphism of the bundle over the brane.

5.4.12

The relations #1, #2, #6 and #7 are the basic relations of the \mathfrak{su}_2 KLR algebra from [52, 87]. The resulting upstairs algebra $\mathcal{A} = \text{Hom}_{\mathcal{D}_{\mathcal{Y}}}^*(\mathcal{T}, \mathcal{T})$ is the cylindrical version of the KLRW algebra of [52, 87], which [95] generalized to adding red strands. The KLRW algebras are originally formulated as algebras of strands on a plane, not a cylinder, but the local relations are the same.

This shows that the string diagrams, in terms of which the algebras of [52, 53] and [95] are phrased, are nothing but Reeb chords associated to T -branes that generate the wrapped Fukaya categories of \mathcal{Y} .

5.4.13

The \mathcal{T} -brane, which generates $\mathcal{D}_{\mathcal{Y}}$, is related by mirror symmetry to a very special generator of $\mathcal{D}_{\mathcal{X}}$, which we will also label \mathcal{T} and which is known as the tilting vector bundle. The tilting property of the generator \mathcal{T} is the statement that its endomorphism algebra is vanishes outside of cohomological degree zero, as it does in \mathcal{A} .

The construction of tilting bundle \mathcal{T} on a holomorphic symplectic \mathcal{X} is due to Bezrukavnikov and Kaledin [20]. It uses methods of characteristic p . The “exotic t -structure” which enters the construction of [21] corresponds to choosing the positions of the punctures on \mathcal{A} along a fixed S^1 , as in our setup from section 2.1.1. The fact that for this choice of t -structure, the \mathcal{T} brane is a good generator of the category is manifest on the mirror \mathcal{Y} .

In [96, 97], Webster computed the endomorphism algebra of the Bezrukavnikov-Kaledin tilting generator \mathcal{T} , corresponding to ${}^L\mathfrak{g}$ which is the ordinary simply laced Lie algebra, and showed it equals the cylindrical KLRW algebra \mathcal{A} . This, together with the computation of the algebra \mathcal{A} as the endomorphism algebra of \mathcal{T} -branes on \mathcal{Y} proves [5] the homological mirror symmetry:

$$\mathcal{D}_{\mathcal{X}} \cong \mathcal{D}_{\mathcal{A}} \cong \mathcal{D}_{\mathcal{Y}}. \tag{5.26}$$

The two equivalences separately reflect the fact that $\mathcal{T} = \bigoplus_{\mathcal{C}} \mathcal{T}_{\mathcal{C}}$ generates the category and that \mathcal{A} is its endomorphism algebra. Homological mirror symmetry relating $\mathcal{D}_{\mathcal{X}}$ and $\mathcal{D}_{\mathcal{Y}}$ follows from the fact one gets the same algebra from both \mathcal{X} and \mathcal{Y} .

5.4.14

The functor k^* , which takes the branes from upstairs down, comes from a Lagrangian correspondence. The correspondence acts by intersecting the brane \mathcal{L} on \mathcal{Y} with a Lagrangian $\mathcal{K} \in \mathcal{Y} \times Y_-$ to get a brane L on Y .

As any A-brane in Y_F , the fiber of the brane \mathcal{K} in Y_F is a module for the algebra \mathcal{B}_∞ . The module corresponding to it turns out to not be a trivial module of the algebra \mathcal{B}_∞ [5]. The module is rather a finite rank quotient of \mathcal{B}_∞

$$\mathcal{B} = \mathcal{B}_\infty / \mathcal{I}, \quad (5.27)$$

in which the symmetric functions of z 's are set to zero. The symmetric functions of z 's generate an ideal, which we denoted by \mathcal{I} . The algebra \mathcal{B} has rank $d!$, so is non-trivial for $d > 1$.

5.4.15

An immediate implication is that the functor k^* maps the upstairs \mathcal{T}_C to the downstairs T_C brane but equipped with the extra structure

$$k^* \mathcal{T}_C \cong (T_C, \mathcal{B}), \quad (5.28)$$

of a \mathcal{B} -local system of finite rank, instead of the infinite one in (5.22). Inherited from the upstairs theory, the local system is not based on \mathcal{B} simply as a vector space, but rather as a module over itself [5].

5.4.16

The relation between the upstairs and downstairs generators from (5.28) implies that the downstairs algebra $A = Hom_{\mathcal{D}_Y}^*(T, T)$ has the same elements and the same relations as $\mathcal{A} = Hom_{\mathcal{D}_X}^*(\mathcal{T}, \mathcal{T})$, the latter given by #1 – #7 above, except one quotients by the ideal

$$A = \mathcal{A} / \mathcal{I}, \quad (5.29)$$

\mathcal{I} since $\mathcal{B} = \mathcal{B}_\infty / \mathcal{I}$. One can show the ideal \mathcal{I} is a two sided ideal not only of \mathcal{B}_∞ , but also of \mathcal{A} , so the quotient makes sense.

5.4.17

Along with the proof of upstairs homological mirror symmetry (5.26), we get the proof of the downstairs one [5],

$$\mathcal{D}_X \cong \mathcal{D}_A \cong \mathcal{D}_Y. \quad (5.30)$$

by applying the functor f^* and its mirror k^* .

From the mirror perspective, the first equivalence in (5.29) is a consequence of the fact X embeds into \mathcal{X} , not as a locus where z 's are set to zero, but as a locus where one sets their symmetric functions to zero. The action of the symmetric group makes only the latter good variables on \mathcal{X} . The fact that \mathcal{I} is a two-sided ideal of \mathcal{A} follows [5] from the fact that, since \mathcal{T} is a vector bundle on \mathcal{X} , the center of its endomorphism algebra is the algebra of holomorphic functions on \mathcal{X} . The two-sided ideal is the subalgebra of it, consisting of those functions that vanish on X .

5.4.18

Every Lagrangian \mathcal{L} of \mathcal{D}_Y gets mapped by the functor k^* to a Lagrangian L in \mathcal{D}_X , but equipped with a possibly non-trivial local system of modules for the algebra \mathcal{B} , as in the case of the T_C branes that arise as images of \mathcal{T}_C branes under the functor k^* . The vanishing cycle branes E_U and I_U come equipped with trivial modules for \mathcal{B} . For the I_U brane, this is obvious, as it does not come from the upstairs. The E_U brane does come from the upstairs; however, it comes from a brane $\mathcal{U} = \mathcal{O}_U \in \mathcal{D}_X$ supported on the core X . The vanishing cycle U , whose structure sheaf is \mathcal{U} , is in X . Such a brane is a trivial module for the algebra \mathcal{B}_∞ and hence for \mathcal{B} as well.

5.4.19

Since the upstairs and the downstairs generators have direct summands

$$\mathcal{T}_C \cong (T_C, \mathcal{B}_\infty) \in \mathcal{D}_Y, \quad k^*\mathcal{T}_C \cong (T_C, \mathcal{B}) \in \mathcal{D}_X, \quad (5.31)$$

corresponding to same Lagrangian T_C on Y , just equipped with the local systems \mathcal{B}_∞ and \mathcal{B} respectively, from now on we will simply denote both by T_C , leaving implicit the corresponding local system. Most of the time, it is clear from the context which we are referring to; we will spell it out when not.

5.4.20

The structure we found above means that there should be a description of the entire upstairs category \mathcal{D}_Y as a category of A-branes on Y “with coefficients” in \mathcal{D}_{Y_F} or, equivalently, in $\mathcal{D}_{\mathcal{B}_\infty}$. The objects of \mathcal{D}_Y can be described as A-branes on Y , equipped with a local system of \mathcal{B}_∞ -modules, or complexes thereof. Morphisms between its objects are intersection points of the corresponding Lagrangians on Y , dressed with homomorphisms between the corresponding \mathcal{B}_∞ modules.

Just as the upstairs category \mathcal{D}_Y should have a downstairs description based on a category of A-branes on Y with coefficients in $\mathcal{D}_{\mathcal{B}_\infty}$, the downstairs category is a category of A-branes on Y with coefficients in $\mathcal{D}_{\mathcal{B}}$.

5.5 Projective resolutions

In this section, we will explain how to find the complex $(\mathcal{B}(T), \delta)$ resolving the $\mathcal{B}E_{\mathcal{U}}$ brane in \mathcal{D}_Y in terms of its T -branes. Since all elements of the algebra A have zero cohomological degree, the complexes resolving the brane are ordinary, rather than twisted, complexes.

A remarkable fact is that we will be able to find the resolution not only of the downstairs brane $\mathcal{B}E_{\mathcal{U}} \in \mathcal{D}_Y$ but also its upstairs parent $\mathcal{B}\mathcal{U} \in \mathcal{D}_Y$. The two branes are related by

$$k^* \mathcal{B}\mathcal{U} = \mathcal{B}E_{\mathcal{U}}. \quad (5.32)$$

We will first explain how to find the resolution of the downstairs brane on Y , and then how to get the resolution of the upstairs brane on \mathcal{Y} that it came from as the image of the k^* functor.

5.5.1

The projective resolution of $\mathcal{B}E_{\mathcal{U}} \in \mathcal{D}_Y$ in terms of T -branes is based on the direct sum brane

$$\mathcal{B}E(T) = \bigoplus_k \mathcal{B}E_k(T)[k], \quad (5.33)$$

together with the differential δ . The direct sum brane is obtained by stretching the $\mathcal{B}E_{\mathcal{U}}$ brane straight along the cylinder \mathcal{A} and allowing it to break at both ends. The

differential δ , which we turn on to recover the brane we started with, is a cohomological degree 1 and equivariant degree zero operator

$$\delta : \mathcal{B}E(T) \rightarrow \mathcal{B}E(T)[1]$$

that squares to zero

$$\delta \cdot \delta = 0 \tag{5.34}$$

in the algebra A . Because all elements of algebra A have cohomological degree zero, the product in (5.34) is an ordinary product, and the ordinarily twisted complex becomes an ordinary complex. One commonly writes the complex as

$$\mathcal{B}E_{\mathcal{U}} \cong \dots \xrightarrow{t_1} \mathcal{B}E_1(T) \xrightarrow{t_0} \mathcal{B}E_0(T), \tag{5.35}$$

where $t_k \in \text{Hom}_{\mathcal{D}_Y}^*(\mathcal{B}E_{k+1}(T), \mathcal{B}E_k(T))$, and $\delta = \sum_k t_k \in A$. Unlike for a twisted complex, is not necessary to explicitly write the cohomological degrees of all the terms in the complex, as they are fixed by knowing any one.

To find the differential δ , we will proceed in steps, as in Sec. 3.

5.5.2

The algorithm from section 3 starts by finding the resolution of the $\mathcal{B}E_{\mathcal{U}}$ -brane (or any other product brane) with the divisor D_O in (5.7) deleted. The result is a direct sum brane $\mathcal{B}E_{\mathcal{U}}(T)$, together with the product differential δ_O

$$(\mathcal{B}E_{\mathcal{U}}(T), \delta_O), \tag{5.36}$$

both of which can be read off from geometry of the brane. As we explained in section 3, the direct sum brane and the product differential form a rectangular toric grid in dimension d .

5.5.3

The differential δ of the brane in \mathcal{D}_Y is found iteratively, as in section 3, by deforming $\delta_O = \delta_{0,0}$ to a differential $\delta = \delta_{u,\hbar}$ that squares to zero in the full algebra A . The deformation corresponds to filling the divisor $D_O = \Delta + D_a$ back in.

Filling D_a back in corresponds to deforming the differential $\delta_O = \delta_{0,0}$ to $\delta_{u,0}$ which squares to zero in the algebra $A_{u,0}$, in which \hbar , but not u is set to zero:

$$\delta_{u,0} = \sum_{\ell=0} u^\ell \delta_{\ell,0} = \delta_{0,0} + u\delta_{1,0} + \dots, \quad (5.37)$$

analogous to the expansion in (3.17). The terms in $\delta_{\ell,0}$ are corrections involving ℓ dots, since at $\hbar = 0$ the theory has a symmetry that scales the dots and u oppositely. There are at most finitely many terms in (5.37) that may be non-vanishing, on degree grounds, since $\delta_{u,0}$ must define a differential on the same direct sum brane we started with. For the deformation problem to make sense, we need to regard the T -branes as equipped with a \mathcal{B} -local system. This simply means that their endomorphism algebra is $A_{u,0}$, which however enriches each geometric intersection point $\mathcal{P} \in T^\zeta \cap T$ with a copy of \mathcal{B} .

Next, we fill the diagonal Δ back in. This corresponds to deforming the differential $\delta_{u,0}$ to $\delta_{u,\hbar}$

$$\delta_{u,\hbar} = \sum_{k=0} \hbar^k \delta_{u,k} = \delta_{u,0} + \hbar\delta_{u,1} + \dots, \quad (5.38)$$

which squares to zero in the algebra full algebra $A = A_{u,\hbar}$, to get the resolution of the $\mathcal{B}E_{\mathcal{U}}$ brane in \mathcal{D}_Y .

5.5.4

Along with the resolution of the downstairs brane $\mathcal{B}E_{\mathcal{U}} \in \mathcal{D}_Y$, we can also obtain the resolution of its parent, the upstairs brane $\mathcal{B}U \in \mathcal{D}_y$.

This is a consequence of two facts. The first is that the same downstairs T -branes, just equipped with a different the local system, as in eqn. (5.31), describe both the upstairs and the downstairs generators.

The second is that our starting point, the direct sum brane $\mathcal{B}E(T)$ and the product differential δ_O in (5.36) describes not only a brane downstairs in \mathcal{D}_{Y_O} , but also a brane upstairs, in \mathcal{D}_{y_O} . The differential δ_O , based on the intersection points of T_C branes on the Riemann surface \mathcal{A} and containing no contributions from algebra elements that come from either \mathcal{B} or from \mathcal{B}_∞ , is easily proven to square to zero both in the algebra A_O and in \mathcal{A}_O .

5.5.5

The resolution of the upstairs brane $\mathcal{BU} \in \mathcal{D}_Y$ is the same the direct sum brane $\mathcal{BE}(T)$ as for the downstairs one, with differential $\delta = \delta_{u,\hbar}$ that squares to zero in the upstairs algebra $\mathcal{A} = \mathcal{A}_{u,\hbar}$, and reduces to δ_O upon setting u and \hbar to zero.

Finding δ is a problem entirely analogous to finding the differential that squares to zero in the downstairs algebra $A = A_{u,\hbar}$ from section 5.5.3, just the algebra itself is different. For the $u \neq 0$ deformation problem to make sense, the T -branes on \mathcal{A} as need to be equipped with a copy of the infinite rank algebra \mathcal{B}_∞ , which makes them be equivalent to the upstairs \mathcal{T} -branes, as in (5.22).

5.5.6

Since the algebra A is a quotient of the upstairs algebra, $A = \mathcal{A}/\mathcal{I}$, the differential $\delta : \mathcal{BE}(T) \rightarrow \mathcal{BE}(T)[1]$ that squares to zero in the upstairs algebra \mathcal{A} also always squares to zero in the downstairs algebra A , by simply setting any terms in \mathcal{I} to zero. The converse is of course not true.

The brane $(\mathcal{BE}(T), \delta)$ with differential δ that squares to zero in the upstairs algebra \mathcal{A} thus describes *both* the resolution of a brane in \mathcal{D}_Y and, after dividing by \mathcal{I} , downstairs in \mathcal{D}_Y .

5.5.7

In the remainder of this section, when we write the differential $\delta = \delta_{u,\hbar}$ it will always be the differential of the upstairs complex, since it has more information than the downstairs one, and we can find it just as easily. This is particularly pertinent because, taking the hom with the I_U -branes, the downstairs or the upstairs ones, all the dots in δ get set to zero anyhow. This follows because the I_U branes are simples of the corresponding upstairs and downstairs algebras [2].

5.5.8

To get a homology theory over \mathbb{Z} , we need to assign signs to maps in δ_O , which then determine the signs in δ .

Up to gauge equivalence, there is a unique choice of signs in the product differential

$\delta_{\mathcal{O}}$ that deforms to a theory with $u \neq 0$. This is natural, as sign choices in the complex should reflect the choices of spin structure on the brane that it describes, and both the upstairs and the downstairs $\mathcal{B}E_U$ branes admit a unique spin structure once the divisor D_a of the punctures is filled in. The spin structure is the one inherited from the unique spin structure on the product of d disks in Y which the brane bounds.

Like in the $\mathfrak{gl}_{1|1}$ theory whose signs are discussed in 4.4.5, the differential $\delta_{\mathcal{O}}$ is a differential on a product complex whose factors resolve the one-dimensional branes, with the signs derived from signs from the one-dimensional factor branes. Signs of the individual maps in one-dimensional complexes resolving the factor branes may be changed by gauge transformations on the T -branes they run between, so they are not meaningful. For the figure eight E -brane, only the product of all the signs in the complex is gauge invariant. The choice of signs that does deform to $u \neq 0$ can be shown to be $(-1)^{1+n_j/2}$ where n_j is the number, always even, of T -branes in the j -th one-dimensional complex.

In a product complex, one gains an additional standard sign needed to ensure the product differential squares to zero if its factors do. This sign is determined recursively. Assume we are given the signs in a product differential on a $k-1$ dimensional grid, which describing a brane which is the product of $k-1$ one-dimensional $\mathcal{B}E_i$ -branes. Taking the product with $\mathcal{B}E_k$, the signs of the maps in the first $k-1$ directions of the grid stay the same, whereas signs in the k 'th direction get multiplied by an overall alternating sign. For thorough discussion of how signs are assigned in $\delta_{\mathcal{O}}$, see appendix C.

5.6 Simple examples

We will now illustrate the \mathfrak{su}_2 algorithm in some simple examples.

5.6.1

Consider Y which is a copy of \mathcal{A} , the Riemann surface in Fig. 39. Y is the equivariant mirror to \mathcal{X} , the resolved A_3 surface. There are four T_j -branes generating \mathcal{D}_Y , which are images of the h^* functor of four line bundles which generate $\mathcal{D}_{\mathcal{X}}$ [2]. They are real line Lagrangians passing between consecutive punctures on the cylinder.

A cap/cup brane on \mathcal{D}_X is a structure sheaf of a \mathbb{P}^1 . We will pick one of them, say $\mathcal{U}_2 \in \mathcal{D}_X$, and let $E_{\mathcal{U}_2} \in \mathcal{D}_Y$ brane be its equivariant mirror, the image of the h^* functor. (More precisely, only three of four cup branes are structure sheaves of the three vanishing \mathbb{P}^1 's in \mathcal{X} and the fourth one is described in [2].)

By isotoping the $E_{\mathcal{U}_2}$ brane and allowing it to break at $y = 0$ and $y = \infty$ we get the direct sum brane:

$$E_{\mathcal{U}_2}(T) = T_2\{-1\}[2] \oplus \left(\begin{array}{c} T_1 \\ T_3\{-1\} \end{array} \right) [1] \oplus T_2, \quad (5.39)$$

where the cohomological degree shift comes from the flip of orientation, per Fig. 39.

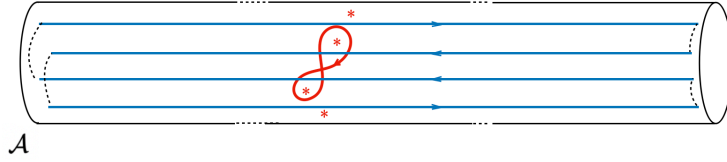


Figure 39: By isotoping the $E_{\mathcal{U}_2}$ brane, it becomes a connected sum of T -branes, which enter the direct sum brane $E_{\mathcal{U}_2}(T)$.

To recover the $E_{\mathcal{U}_2}$ brane, take the connected sum of the T -branes, over their intersection points at $y = \infty$ and $y = 0$. The intersection points at $y = \infty$ correspond to the following elements of algebra A :

$$\begin{array}{c} \text{Cylinder with blue line on top} \\ \in \text{Hom}_{\mathcal{D}_Y}(T_1, T_2) \\ \\ \text{Cylinder with blue line on bottom} \\ \in \text{Hom}_{\mathcal{D}_Y}(T_2\{-1\}, T_3\{-1\}) = \text{Hom}_{\mathcal{D}_Y}(T_2, T_3) \end{array}$$

The intersection points at $y = 0$, correspond to the string diagrams going the other way, by the choice of wrapping in Fig. 39:

$$\begin{array}{c} \text{Cylinder with blue line on left} \\ \in \text{Hom}_{\mathcal{D}_Y}(T_3\{-1\}, T_2) \\ \\ \text{Cylinder with blue line on right} \\ \in \text{Hom}_{\mathcal{D}_Y}(T_2\{-1\}, T_1) \end{array}$$

The resulting complex has differential

$$\delta = \begin{pmatrix} 0 & 0 & 0 & 0 \\ \begin{array}{c} \color{red}{\|} \\ \color{red}{\|} \\ \color{red}{\|} \\ \color{red}{\|} \end{array} & 0 & 0 & 0 \\ -\begin{array}{c} \color{red}{\|} \\ \color{red}{\|} \\ \color{red}{\|} \\ \color{red}{\|} \end{array} & 0 & 0 & 0 \\ 0 & -\begin{array}{c} \color{red}{\|} \\ \color{red}{\|} \\ \color{red}{\|} \\ \color{red}{\|} \end{array} & -\begin{array}{c} \color{red}{\|} \\ \color{red}{\|} \\ \color{red}{\|} \\ \color{red}{\|} \end{array} & 0 \end{pmatrix}$$

As before, we suppressed the cylinder to simplify the notation. Thus, the $E_{\mathcal{U}}$ brane has a description as the following complex of T -branes:

$$T_2\{-1\} \xrightarrow{\begin{pmatrix} \begin{array}{c} \color{red}{\|} \\ \color{red}{\|} \\ \color{red}{\|} \\ \color{red}{\|} \end{array} \\ -\begin{array}{c} \color{red}{\|} \\ \color{red}{\|} \\ \color{red}{\|} \\ \color{red}{\|} \end{array} \end{pmatrix}} T_1 \xrightarrow{-\begin{pmatrix} \begin{array}{c} \color{red}{\|} \\ \color{red}{\|} \\ \color{red}{\|} \\ \color{red}{\|} \end{array} & \begin{array}{c} \color{red}{\|} \\ \color{red}{\|} \\ \color{red}{\|} \\ \color{red}{\|} \end{array} \end{pmatrix}} T_2 \quad (5.40)$$

Unless stated otherwise, the last term in the complex is placed cohomological degree zero. Since A is an ordinary associative algebra, every map in the complex has degree zero and thus reduces the cohomological degree by 1. Since cohomological degrees of all terms in the complex are determined from the degree of the first, we do not need to write them.

In this example, the differential δ in (5.40) squares to zero not only downstairs in A , but also upstairs in \mathcal{A} . Thus the complex which describes the downstairs brane $E_{\mathcal{U}_2} = k^*\mathcal{U}_2 \in \mathcal{D}_Y$ also describes its upstairs parent $\mathcal{U}_2 \in \mathcal{D}_Y$. We get one or the other, by simply reinterpreting the downstairs T -branes as carrying a trivial local system – as \mathcal{B} is trivial in one dimension – or \mathcal{B}_∞ which is not, as explained in section 5.5. The complex is the standard Koszul resolution of the structure sheaf of a \mathbb{P}^1 in \mathcal{X} .

5.6.2

The case of one dimensional $Y = \mathcal{A}$, is simple but essential, as it is the basis of the algorithm to solve the theory on $Y = \text{Sym}^d(\mathcal{A})$, for d arbitrary.

In one dimension, in general, the geometric differential $\delta_O = \delta_0$, which we simply read off from the $\mathcal{B}E_{\mathcal{U}}$ Lagrangian, is easily proven to square to zero in the full downstairs algebra A . Because there is no diagonal, maps passing through the punctures do not contribute to the A-model on $Y = \mathcal{A}$, and the $u = 0$ theory is the full answer. The differential $\delta_{u=0}$ thus describes the resolution of the brane in \mathcal{D}_Y

In general, the differential which squares to zero in $\mathcal{A} = \mathcal{A}_u$, is a one parameter deformation δ_u , of the geometric differential $\delta_{u=0}$. From δ_u , we get the downstairs

differential $\delta_{u=0}$ by either taking the quotient by the ideal \mathcal{I} , which kills the dots, or by setting $u = 0$. The example in Fig. 40 illustrates that. The figure has been rotated clockwise by 90 degrees, and we have also omitted drawing the cylinder.



Figure 40: An $\mathcal{B}E_U$ -brane in the \mathfrak{su}_2 theory.

The corresponding direct sum brane is

$$\mathcal{B}E_U(T) = T_4\{-3\}[2] \oplus \begin{pmatrix} T_6\{-3\} \\ T_4\{-2\} \\ T_1 \end{pmatrix} [1] \oplus \begin{pmatrix} T_5\{-2\} \\ T_2 \end{pmatrix}. \quad (5.41)$$

The geometric differential δ_0 is

$$\delta_{u=0} = \begin{pmatrix} 0 & 0 & 0 & 0 & 0 & 0 \\ -\text{|||||} & 0 & 0 & 0 & 0 & 0 \\ 0 & 0 & 0 & 0 & 0 & 0 \\ -\text{|||||} & 0 & 0 & 0 & 0 & 0 \\ 0 & -\text{|||||} & \text{|||||} & 0 & 0 & 0 \\ 0 & 0 & -\text{|||||} & \text{|||||} & 0 & 0 \end{pmatrix} \quad (5.42)$$

The differential squares to zero in the downstairs algebra A and describes the resolution of the brane on \mathcal{D}_Y .

The same direct sum brane from (5.41), together with the differential $\delta_{u=0}$, describes the resolution of the parent brane upstairs on $\mathcal{Y}_0 = \mathcal{Y}/D_a$ with the divisor D_a of punctures removed. The corresponding algebra is $\mathcal{A}_{u=0}$, with the parameter u from relation #5 set to zero. As explained in section 5.5, to get $(\mathcal{B}E(T), \delta_0)$ to describe a resolution of the brane on \mathcal{Y}_0 , we merely need to reinterpret the T -branes as the upstairs ones. This just changes the local system the branes are implicitly equipped, in this case, from a trivial one to \mathcal{B}_∞ , allowing arbitrary numbers of dots in their endomorphism algebra, rather than none.

The full upstairs differential on \mathcal{Y} , after filling in the divisor D_a , is the $u \neq 0$ deformation of $\delta_{u=0}$, as in (5.37). The correction of order u^ℓ corresponds to introducing maps with ℓ dots. In our simple example, on degree grounds, there is only one such

map we may introduce:

$$\delta = \begin{pmatrix} 0 & 0 & 0 & 0 & 0 & 0 \\ -\text{|||||} & 0 & 0 & 0 & 0 & 0 \\ x \text{|||||} & 0 & 0 & 0 & 0 & 0 \\ -\text{|||||} & 0 & 0 & 0 & 0 & 0 \\ 0 & -\text{|||||} & \text{|||||} & 0 & 0 & 0 \\ 0 & 0 & -\text{|||||} & \text{|||||} & 0 & 0 \end{pmatrix}$$

A short calculation shows that δ squares to zero in the \mathcal{A}_u algebra if we set $x = -u$, as its square equals to

$$\delta^2 = (u + x) \begin{pmatrix} 0 & 0 & 0 & 0 & 0 & 0 \\ 0 & 0 & 0 & 0 & 0 & 0 \\ 0 & 0 & 0 & 0 & 0 & 0 \\ 0 & 0 & 0 & 0 & 0 & 0 \\ -\text{|||||} & 0 & 0 & 0 & 0 & 0 \\ \text{|||||} & 0 & 0 & 0 & 0 & 0 \end{pmatrix}$$

Thus, the complex resolving the upstairs $\mathcal{BU} \in \mathcal{D}_y$ brane is

$$T_4\{-3\} \xrightarrow{-\begin{pmatrix} \text{|||||} \\ u \text{|||||} \\ \text{|||||} \end{pmatrix}} \begin{matrix} T_6\{-3\} \\ T_4\{-2\} \\ T_1 \end{matrix} \xrightarrow{\begin{pmatrix} -\text{|||||} & \text{|||||} & 0 \\ 0 & -\text{|||||} & \text{|||||} \end{pmatrix}} \begin{matrix} T_5\{-2\} \\ T_2 \end{matrix} \quad (5.43)$$

The complex resolving the downstairs brane $\mathcal{BE}_u \in \mathcal{D}_y$ is obtained from (5.43) as the image of the $k^* : \mathcal{D}_y \rightarrow \mathcal{D}_y$ functor. This amounts to thinking of T 's as the downstairs generators and setting the dots to zero. Its differential coincides with the $\delta_{u=0}$ in (5.42).

5.6.3

Projective resolutions encode counts of disk instantons. We will start with a very simple example demonstrating that; later we will turn to examples interesting for knot theory. Consider a Lagrangian in $d = 2$ theory in Fig. 41.

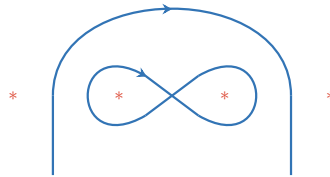


Figure 41: The simplest example of $d = 2$ in the \mathfrak{su}_2 theory.

We found the resolution of the figure-eight brane in section 5.6.1. The resolution of the outer brane is the complex

$$T_4\{-2\} \xrightarrow{\text{strand diagram}} T_2$$

The product of the two complexes can be represented as a 2-dimensional grid:

$$\begin{array}{ccccccc}
 T_{22}[1] & \xrightarrow{\text{strand diagram}} & T_{23} & \xleftarrow{- \text{strand diagram}} & T_{24}[1]\{-1\} & \xleftarrow{- \text{strand diagram}} & T_{23}[2]\{-1\} & \xrightarrow{- \text{strand diagram}} & \cdot \\
 \uparrow \text{strand diagram} & & \uparrow \text{strand diagram} & & \uparrow \text{strand diagram} & & \uparrow \text{strand diagram} & & \\
 T_{24}[2]\{-1\} & \xrightarrow{- \text{strand diagram}} & T_{34}[1]\{-1\} & \xleftarrow{\text{strand diagram}} & T_{44}[2]\{-2\} & \xleftarrow{\text{strand diagram}} & T_{34}[3]\{-2\} & \xrightarrow{\text{strand diagram}} & \cdot
 \end{array}$$

The maps in the complex encode the relative positions of branes in Fig. 41, since they represent open strings stretching between them. A map which is a product of the identity map of the inner brane times a non-trivial morphism from the outer brane is a pair of blue strands, one constant, the other not, which cross. Their crossing reflects the fact that, in this brane configuration, an open string from the differential of the outer brane must cross a thimble of the inner. Similarly, a map which is a product of a non-trivial morphism from the inner brane complex times the identity map of an outer T -brane, is pair of blue strands, one constant and one not, which do not cross.

It is straightforward to read off the Maslov and the equivariant degrees of all the branes in the complex from the degrees of the maps. The signs, which are unique up to gauge transformations, are assigned per section 5.5.8 and appendix C.2. In particular, the horizontal maps in each line multiply to $(-1)^{4/2+1}$. The sign of the leftmost vertical map gets assigned to all other vertical maps, and the signs in the top row gets inherited by other rows, but multiplied with an overall alternating sign.

Organizing the T -branes by their cohomological degrees, we get the direct sum brane

$$T_{34}\{-1\}[3] \oplus \begin{pmatrix} T_{44}\{-1\} \\ T_{23} \\ T_{24} \end{pmatrix} [2] \oplus \begin{pmatrix} T_{24} \\ T_{34} \\ T_{22} \end{pmatrix} [1] \oplus T_{23}, \quad (5.44)$$

with differential

$$\delta_{u,0} = \begin{pmatrix} 0 & 0 & 0 & 0 & 0 & 0 & 0 & 0 \\ \begin{array}{c} \color{red}| \color{blue}| \color{red}| \color{blue}| \\ \color{red}| \color{blue}| \color{red}| \color{blue}| \end{array} & 0 & 0 & 0 & 0 & 0 & 0 & 0 \\ -\begin{array}{c} \color{red}| \color{blue}| \color{red}| \color{blue}| \\ \color{red}| \color{blue}| \color{red}| \color{blue}| \end{array} & 0 & 0 & 0 & 0 & 0 & 0 & 0 \\ \begin{array}{c} \color{red}| \color{blue}| \color{red}| \color{blue}| \\ \color{red}| \color{blue}| \color{red}| \color{blue}| \end{array} & 0 & 0 & 0 & 0 & 0 & 0 & 0 \\ 0 & -\begin{array}{c} \color{red}| \color{blue}| \color{red}| \color{blue}| \\ \color{red}| \color{blue}| \color{red}| \color{blue}| \end{array} & -\begin{array}{c} \color{red}| \color{blue}| \color{red}| \color{blue}| \\ \color{red}| \color{blue}| \color{red}| \color{blue}| \end{array} & 0 & 0 & 0 & 0 & 0 \\ 0 & \begin{array}{c} \color{red}| \color{blue}| \color{red}| \color{blue}| \\ \color{red}| \color{blue}| \color{red}| \color{blue}| \end{array} & 0 & -\begin{array}{c} \color{red}| \color{blue}| \color{red}| \color{blue}| \\ \color{red}| \color{blue}| \color{red}| \color{blue}| \end{array} & 0 & 0 & 0 & 0 \\ 0 & 0 & -\begin{array}{c} \color{red}| \color{blue}| \color{red}| \color{blue}| \\ \color{red}| \color{blue}| \color{red}| \color{blue}| \end{array} & -\begin{array}{c} \color{red}| \color{blue}| \color{red}| \color{blue}| \\ \color{red}| \color{blue}| \color{red}| \color{blue}| \end{array} & 0 & 0 & 0 & 0 \\ 0 & 0 & 0 & 0 & -\begin{array}{c} \color{red}| \color{blue}| \color{red}| \color{blue}| \\ \color{red}| \color{blue}| \color{red}| \color{blue}| \end{array} & -\begin{array}{c} \color{red}| \color{blue}| \color{red}| \color{blue}| \\ \color{red}| \color{blue}| \color{red}| \color{blue}| \end{array} & \begin{array}{c} \color{red}| \color{blue}| \color{red}| \color{blue}| \\ \color{red}| \color{blue}| \color{red}| \color{blue}| \end{array} & 0 \end{pmatrix}. \quad (5.45)$$

In this simple example, the geometric differential happens to also square to zero in $\mathcal{A}_{u,0}$. This follows from the fact that the two one-dimensional complexes we started had geometric differentials that squared to zero for any u , as in our first example in this section.

In general, all $u \neq 0$ corrections in $\delta_{u,0}$ should come from the corrections from one-dimensional complexes, except that not all of them survive to the product on degree grounds. This reflects the fact that, as long as $\hbar = 0$, the theory effectively behaves as a product theory.

It is straightforward to check that $\delta_{u,0}$ does not square to zero in the full $\mathcal{A}_{u,\hbar}$ algebra. Thus, we need to look for a deformation of it by terms of order \hbar . In fact, the first order deformation $\delta = \delta_{u,0} + \hbar\delta_{u,1}$ turns out to suffice. The deformation $\delta_{u,1}$ may contain all possible corrections allowed on degree grounds that are not already included in $\delta_{u,0}$, as those correspond to gauge transformations. By uniqueness of δ , discussed in section 3.4.5, any two solutions to the deformation problem should be equivalent, so we may try to find the solution in a subspace of the deformation space. In this case, the following simple deformation suffices:

$$\delta = \begin{pmatrix} 0 & 0 & 0 & 0 & 0 & 0 & 0 & 0 \\ \begin{array}{c} \color{red}| \color{blue}| \color{red}| \color{blue}| \\ \color{red}| \color{blue}| \color{red}| \color{blue}| \end{array} & 0 & 0 & 0 & 0 & 0 & 0 & 0 \\ -\begin{array}{c} \color{red}| \color{blue}| \color{red}| \color{blue}| \\ \color{red}| \color{blue}| \color{red}| \color{blue}| \end{array} & 0 & 0 & 0 & 0 & 0 & 0 & 0 \\ \begin{array}{c} \color{red}| \color{blue}| \color{red}| \color{blue}| \\ \color{red}| \color{blue}| \color{red}| \color{blue}| \end{array} & 0 & 0 & 0 & 0 & 0 & 0 & 0 \\ 0 & -\begin{array}{c} \color{red}| \color{blue}| \color{red}| \color{blue}| \\ \color{red}| \color{blue}| \color{red}| \color{blue}| \end{array} & -\begin{array}{c} \color{red}| \color{blue}| \color{red}| \color{blue}| \\ \color{red}| \color{blue}| \color{red}| \color{blue}| \end{array} & x_1 \begin{array}{c} \color{red}| \color{blue}| \color{red}| \color{blue}| \\ \color{red}| \color{blue}| \color{red}| \color{blue}| \end{array} & 0 & 0 & 0 & 0 \\ 0 & \begin{array}{c} \color{red}| \color{blue}| \color{red}| \color{blue}| \\ \color{red}| \color{blue}| \color{red}| \color{blue}| \end{array} & x_2 \begin{array}{c} \color{red}| \color{blue}| \color{red}| \color{blue}| \\ \color{red}| \color{blue}| \color{red}| \color{blue}| \end{array} & -\begin{array}{c} \color{red}| \color{blue}| \color{red}| \color{blue}| \\ \color{red}| \color{blue}| \color{red}| \color{blue}| \end{array} & 0 & 0 & 0 & 0 \\ 0 & 0 & -\begin{array}{c} \color{red}| \color{blue}| \color{red}| \color{blue}| \\ \color{red}| \color{blue}| \color{red}| \color{blue}| \end{array} & -\begin{array}{c} \color{red}| \color{blue}| \color{red}| \color{blue}| \\ \color{red}| \color{blue}| \color{red}| \color{blue}| \end{array} & 0 & 0 & 0 & 0 \\ 0 & 0 & 0 & 0 & -\begin{array}{c} \color{red}| \color{blue}| \color{red}| \color{blue}| \\ \color{red}| \color{blue}| \color{red}| \color{blue}| \end{array} & -\begin{array}{c} \color{red}| \color{blue}| \color{red}| \color{blue}| \\ \color{red}| \color{blue}| \color{red}| \color{blue}| \end{array} & \begin{array}{c} \color{red}| \color{blue}| \color{red}| \color{blue}| \\ \color{red}| \color{blue}| \color{red}| \color{blue}| \end{array} & 0 \end{pmatrix} \quad (5.46)$$

Computing its square

$$\delta^2 = \begin{pmatrix} 0 & 0 & 0 & 0 & 0 & 0 & 0 & 0 & 0 \\ 0 & 0 & 0 & 0 & 0 & 0 & 0 & 0 & 0 \\ 0 & 0 & 0 & 0 & 0 & 0 & 0 & 0 & 0 \\ 0 & 0 & 0 & 0 & 0 & 0 & 0 & 0 & 0 \\ (-u\hbar + x_1) & 0 & 0 & 0 & 0 & 0 & 0 & 0 & 0 \\ -x_2 & 0 & 0 & 0 & 0 & 0 & 0 & 0 & 0 \\ 0 & 0 & 0 & 0 & 0 & 0 & 0 & 0 & 0 \\ 0 & 0 & -x_2 & (u\hbar - x_1) & 0 & 0 & 0 & 0 & 0 \end{pmatrix} \quad (5.47)$$

we can see that setting $x_1 = u\hbar$ and $x_2 = 0$ leads to a differential which, when written as a differential of a standard complex, reads

$$T_{34}\{-1\} \xrightarrow{\begin{pmatrix} \text{||||} \\ -\text{||||} \\ \text{||||} \end{pmatrix}} \begin{matrix} T_{44}\{-1\} \\ T_{23} \\ T_{24} \end{matrix} \xrightarrow{\begin{pmatrix} -\text{||||} & -\text{||||} & u\hbar \text{||||} \\ \text{||||} & 0 & -\text{||||} \\ 0 & -\text{||||} & -\text{||||} \end{pmatrix}} \begin{matrix} T_{24} \\ T_{34} \\ T_{22} \end{matrix} \xrightarrow{\begin{pmatrix} -\text{||||} & -\text{||||} & \text{||||} \end{pmatrix}} T_{23} \quad (5.48)$$

The above purely algebraic construction of the brane differential δ accounts for disks contributing to the Floer differential of the brane with any I -brane.

For example, the Floer complex of the brane configuration in Fig. 42 should be obtained by applying $\text{hom}_Y^{**}(-, I_{24})$ to the complex in (5.48). The only terms in the complex that give a non-trivial contribution contain T_{24} branes. The result is the complex

$$\delta_F : \quad \mathbb{C} \xrightarrow{u\hbar} \mathbb{C} \quad (5.49)$$

The right term is placed in degree [2], the left in degree [1], as the functor is contravariant. Two copies of \mathbb{C} correspond to the two intersection points in Fig. 42. The map between them is the Floer differential, together with its sign. The differential is proportional to $u\hbar$ since the map in Fig. 42 intersects a puncture and the diagonal Δ once. In particular, the complex has trivial homology whenever $u\hbar \neq 0$.

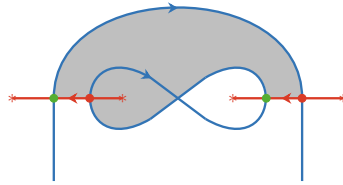


Figure 42: The holomorphic disk counted by the differential in (5.49).

One could in principle do the corresponding disk count by hand. The count of holomorphic maps $y : D \rightarrow Y$ may be defined using the cylindrical approach to Floer theory [63]. The maps that the theory should count are described in section 5.2.2. We will merely check that the disk is not forbidden on degree grounds. From the shaded domain A which the disk projects to in Fig. 42, we can read off its Maslov index and equivariant degree. Using (5.8), its Maslov index is $ind(A) = 2e(A) = 1$ since $e(A) = 1 - 3 \times \frac{1}{4} + \frac{1}{4} = \frac{1}{2}$ per (4.13). It has equivariant degree $J^0(A) = 0$ per (5.9) because it intersects a puncture once so $n_a(A) = 1$, and it also intersects the diagonal once $i(A) = 3 \times \frac{1}{4} + \frac{3}{4} - e(A) = 1$ per (4.14). Thus, the disk has Maslov index 1 and equivariant degree 0, as needed for it to contribute to δ_F . The fact that the disk intersects a puncture on \mathcal{A} and the diagonal Δ once is in agreement with the fact that its contribution to the differential is at order $u\hbar$.

5.6.4

Here is another example, now more relevant to knot theory.

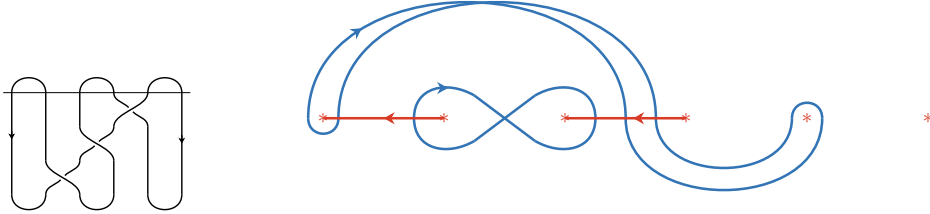


Figure 43: Branes for a presentation of the reduced unknot.

It corresponds to a presentation of the unknot similar to that in section 4.5.5. The brane configuration in Fig. 43 corresponds to the reduced unknot.

Resolutions of the two one-dimensional factor branes were worked out in sections 5.6.1 and 5.6.2. Taking their product, since the two one-dimensional branes have the topology of S^1 , we get a grid on a torus of size 6×4 , in (5.50). We suppressed the maps in the complex, since they are uniquely determined from the two initial one dimensional complexes. We merely indicated the maps in which blue strands cross by purple, instead of black, arrows. They come from maps $T_4 \rightarrow T_2$ and $T_4 \rightarrow T_1$ of the

longer complex, which intersect the thimbles T_2, T_3, T_4, T_3 of the shorter complex.

$$\begin{array}{ccccccccc}
T_{12}[2] & \longrightarrow & T_{13}[1] & \xleftarrow{-} & T_{14}[2]\{-1\} & \xleftarrow{-} & T_{13}[3]\{-1\} & \longrightarrow & \cdot \\
\downarrow & & \downarrow & & \downarrow & & \downarrow & & \\
T_{22}[1] & \xrightarrow{-} & T_{23} & \xleftarrow{-} & T_{24}[1]\{-1\} & \xleftarrow{-} & T_{23}[2]\{-1\} & \longrightarrow & \cdot \\
\uparrow & & \uparrow & & \uparrow & & \uparrow & & \\
T_{24}[2]\{-1\} & \longrightarrow & T_{34}[1]\{-1\} & \xleftarrow{-} & T_{44}[2]\{-2\} & \xleftarrow{-} & T_{34}[3]\{-2\} & \longrightarrow & \cdot \\
\downarrow & & \downarrow & & \downarrow & & \downarrow & & \\
T_{25}[1]\{-1\} & \xrightarrow{-} & T_{35}\{-1\} & \xleftarrow{-} & T_{45}[1]\{-2\} & \xleftarrow{-} & T_{35}[2]\{-2\} & \longrightarrow & \cdot \\
\uparrow & & \uparrow & & \uparrow & & \uparrow & & \\
T_{26}[2]\{-2\} & \longrightarrow & T_{36}[1]\{-2\} & \xleftarrow{-} & T_{46}[2]\{-3\} & \xleftarrow{-} & T_{36}[3]\{-3\} & \longrightarrow & \cdot \\
\uparrow & & \uparrow & & \uparrow & & \uparrow & & \\
T_{24}[3]\{-2\} & \xrightarrow{-} & T_{34}[2]\{-2\} & \xleftarrow{-} & T_{44}[3]\{-3\} & \xleftarrow{-} & T_{34}[4]\{-3\} & \longrightarrow & \cdot \\
\downarrow & & \downarrow & & \downarrow & & \downarrow & & \\
\cdot & & \cdot & & \cdot & & \cdot & & \cdot
\end{array} \tag{5.50}$$

The relative Maslov and equivariant degrees of the thimbles in the complex are the degrees of the maps between them. Per section C.2, we took signs of the vertical maps to be those of the original one-dimensional complex, but then signs of the horizontal maps get multiplied by an overall \pm sign, alternating by row. This is the standard sign on the tensor product of chain complexes.

The differential $\delta_O = \delta_{u=0, \hbar=0}$ of the complex in (5.50) is the geometric one; it squares to zero in the algebra $\mathcal{A}_{u=0, \hbar=0}$, which has u and \hbar both set to zero.

The differential that deforms to $u \neq 0$ is simply the product differential coming from the two one-dimensional $u \neq 0$ complexes. It is easy to check that the product differential squares to zero in the $\mathcal{A}_{u, \hbar=0}$ algebra. It gives the complex in (5.51). In a general, only a subset of one-dimensional $u \neq 0$ corrections lift to the product complex because the equivariant degrees of the thimbles in the product complex are not product of their degrees in the one-dimensional complexes. The maps that end up with wrong equivariant degrees get set to zero, as we will see in the later examples. In all cases we checked, this construction leads to a differential that squares to zero in the $\hbar = 0$ algebra.

$$\begin{array}{ccccccc}
T_{12}[2] & \longrightarrow & T_{13}[1] & \xleftarrow{-} & T_{14}[2]\{-1\} & \xleftarrow{-} & T_{13}[3]\{-1\} & \xrightarrow{-} & \cdot \\
\downarrow & & \downarrow & & \downarrow & & \downarrow & & \\
T_{22}[1] & \xrightarrow{-} & T_{23} & \xleftarrow{-} & T_{24}[1]\{-1\} & \xleftarrow{-} & T_{23}[2]\{-1\} & \longrightarrow & \cdot \\
\uparrow & & \uparrow & & \uparrow & & \uparrow & & \\
T_{24}[2]\{-1\} & \longrightarrow & T_{34}[1]\{-1\} & \xleftarrow{-} & T_{44}[2]\{-2\} & \xleftarrow{-} & T_{34}[3]\{-2\} & \xrightarrow{-} & \cdot \\
\downarrow & & \downarrow & & \downarrow & & \downarrow & & \\
T_{25}[1]\{-1\} & \xrightarrow{-} & T_{35}\{-1\} & \xleftarrow{-} & T_{45}[1]\{-2\} & \xleftarrow{-} & T_{35}[2]\{-2\} & \longrightarrow & \cdot \\
\uparrow & & \uparrow & & \uparrow & & \uparrow & & \\
T_{26}[2]\{-2\} & \longrightarrow & T_{36}[1]\{-2\} & \xleftarrow{-} & T_{46}[2]\{-3\} & \xleftarrow{-} & T_{36}[3]\{-3\} & \xrightarrow{-} & \cdot \\
\uparrow & & \uparrow & & \uparrow & & \uparrow & & \\
T_{24}[3]\{-2\} & \longrightarrow & T_{34}[2]\{-2\} & \xleftarrow{-} & T_{44}[3]\{-3\} & \xleftarrow{-} & T_{34}[4]\{-3\} & \longrightarrow & \cdot \\
\downarrow & & \downarrow & & \downarrow & & \downarrow & & \\
\cdot & & \cdot & & \cdot & & \cdot & & \cdot
\end{array} \tag{5.51}$$

Finally, we look for a deformation of the differential that squares to zero in the full $\mathcal{A} = \mathcal{A}_{u,\hbar}$ algebra. To find the first order in \hbar deformation $\delta = \delta_{u,0} + \hbar\delta_{u,1} + \dots$, we could start by including in $\delta_{u,1}$ all possible maps that have consistent equivariant degree and that are not already present in $\delta_{u,0}$, with some unknown coefficients. We solve for the coefficients by asking that $\delta^2 = 0$ to order \hbar , in the algebra $\mathcal{A}_{u,\hbar}$.

Since any two solutions to the deformation problem are equivalent, one can start by including in $\delta_{u,1}$ only the simplest terms, without crossings or dots. In the example at hand, there are 19 such possible entries in $\delta_{u,1}$. Solving the first-order equation, we find a one-parameter family of solutions. The first-order \hbar deformation we get in this way turns out to be exact: all these solutions turn out to automatically satisfy the higher-order equations as well. One can easily check explicitly that solutions within this family are gauge equivalent, so we pick one. This leads to 4 non-vanishing coefficients in $\delta_{u,1}$, given in (5.52). If we were not able to find a solution with the initial ansatz, we would relax the assumption about which of the finite number of possible corrections have non-zero coefficients, as we generally do in more complicated examples.

$$\begin{array}{cccc}
T_{12}[2] & T_{13}[1] & T_{14}[2]\{-1\} & T_{13}[3]\{-1\} \\
T_{22}[1] & T_{23} & T_{24}[1]\{-1\} & T_{23}[2]\{-1\} \\
T_{24}[2]\{-1\} & T_{34}[1]\{-1\} & T_{44}[2]\{-2\} & T_{34}[3]\{-2\} \\
T_{25}[1]\{-1\} & T_{35}\{-1\} & T_{45}[1]\{-2\} & T_{35}[2]\{-2\} \\
T_{26}[2]\{-2\} & T_{36}[1]\{-2\} & T_{46}[2]\{-3\} & T_{36}[3]\{-3\} \\
T_{24}[3]\{-2\} & T_{34}[2]\{-2\} & T_{44}[3]\{-3\} & T_{34}[4]\{-3\}
\end{array}
\tag{5.52}$$

The complex, written in standard form, reads:

$$\begin{array}{ccccccc}
& & & T_{46}\{-3\} & & & \\
& & & T_{44}\{-2\} & T_{45}\{-2\} & & \\
& T_{36}\{-3\} & & T_{35}\{-2\} & T_{36}\{-2\} & & \\
& T_{44}\{-3\} & & T_{26}\{-2\} & T_{24}\{-1\} & & \\
T_{34}\{-3\} & \xrightarrow{d_4} & T_{34}\{-2\} & \xrightarrow{d_3} & T_{34}\{-2\} & \xrightarrow{d_2} & T_{34}\{-1\} & \xrightarrow{d_1} & T_{35}\{-1\} \\
& & T_{24}\{-2\} & & T_{14}\{-1\} & & T_{25}\{-1\} & & T_{23} \\
& & T_{13}\{-1\} & & T_{23}\{-1\} & & T_{13} & & \\
& & & & T_{24}\{-1\} & & T_{22} & & \\
& & & & T_{12} & & & &
\end{array}
\tag{5.53}$$

with differential given by

$$d_4 = \begin{pmatrix} -\text{||||} \\ \text{||||} \\ -u\text{||||} \\ \text{||||} \\ -\text{||||} \end{pmatrix}, \quad d_3 = \begin{pmatrix} -\text{||||} & -\text{||||} & 0 & 0 & 0 \\ 0 & -u\text{||||} & -\text{||||} & 0 & 0 \\ -\text{||||} & 0 & \text{||||} & 0 & 0 \\ -\text{||||} & 0 & 0 & -\text{||||} & 0 \\ 0 & \text{||||} & 0 & -\text{||||} & 0 \\ 0 & -\text{||||} & 0 & u\hbar\text{||||} & -\text{||||} \\ 0 & 0 & -\text{||||} & u\hbar\text{||||} & \text{||||} \\ 0 & 0 & -\text{||||} & -u\text{||||} & 0 \\ 0 & 0 & 0 & -\text{||||} & -\text{||||} \end{pmatrix}$$

$$d_2 = \begin{pmatrix} -\text{||||} & \text{||||} & \text{||||} & 0 & 0 & 0 & 0 & 0 & 0 \\ -\text{||||} & 0 & 0 & \text{||||} & -\text{||||} & 0 & 0 & 0 & 0 \\ 0 & -\text{||||} & 0 & 0 & u\hbar\text{||||} & \text{||||} & \text{||||} & u\hbar\text{||||} & 0 \\ 0 & -\text{||||} & 0 & 0 & -u\text{||||} & 0 & 0 & \text{||||} & 0 \\ 0 & 0 & \text{||||} & -\text{||||} & 0 & 0 & 0 & \text{||||} & 0 \\ 0 & 0 & 0 & 0 & -\text{||||} & -\text{||||} & 0 & 0 & \text{||||} \\ 0 & 0 & 0 & 0 & 0 & 0 & \text{||||} & -\text{||||} & \text{||||} \end{pmatrix}$$

$$d_1 = \begin{pmatrix} \text{||||} & -\text{||||} & 0 & \text{||||} & -\text{||||} & 0 & 0 \\ 0 & 0 & \text{||||} & -\text{||||} & 0 & \text{||||} & -\text{||||} \end{pmatrix},$$

Applying the $hom_Y^{*,*}(-, I_{24})$ functor to (5.53) results in a three-dimensional complex

$$0 \rightarrow \mathbb{C}\{-1\} \xrightarrow{u\hbar} \mathbb{C}\{-1\} \xrightarrow{0} \mathbb{C}\{-2\} \rightarrow 0 \quad (5.54)$$

with the rightmost term in homological degree 3. The three terms in the complex correspond to, respectively, the three intersection points p_1q_1 , p_2q_3 and p_2q_2 in Fig. 44. The maps in the complex should compute the action of the Floer differential.

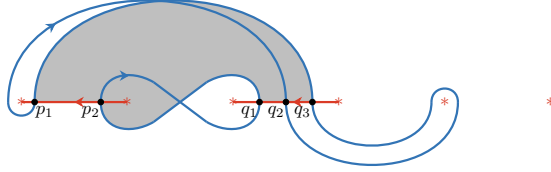


Figure 44: The holomorphic disk counted by the differential δ_F .

A disk that could contribute to coefficient of p_2q_3 in $\delta_F p_1q_1$, on degree grounds, projects to the shaded domain in Fig. 44. The corresponding disk would have Maslov index 1 and equivariant degree zero per (5.8) and (5.9). From the complex, we deduce that the count of such disks is 1. The fact that the map is proportional to $u\hbar$ corresponds to the fact the disk intersects the diagonal and a puncture once, as the one in Fig. 42. The homology of the complex is $\mathbb{C}[3]\{-2\}$.

To get the absolute grading of the link homology, we need to include the additional, overall grading shifts explained in section 5.7. The total shift is the sum of the braid dependent shift in (5.62) and the shift associated with grading of the cap branes relative to the canonical I -branes, which depends only on the dimension of Y . From link diagram in Fig. 43 we read off that the writhe of the braid (the difference in the number of positive and negative crossings) is $w = 1$, the exponent sum of the braid generators is $e = -1$, so (5.62) contributes $\Delta M = -1$ and $\Delta J_0 = 1$ to the shift. Since the dimension is $d = 2$, the I_U brane is related to the I_{24} brane by the grading shift which is twice that in Fig. 51, so $I_U = I_{24}[2]\{-1\}$. The net shift is $M \rightarrow M - 3$ and $J^0 \rightarrow J^0 + 2$. The result is

$$Hom^{*,*}(\mathcal{B}E_U, I_U) = \mathbb{C},$$

which is the reduced homology of the unknot.

5.6.5

As our final explicit example, consider the Hopf link as shown in Fig. 45. We first write

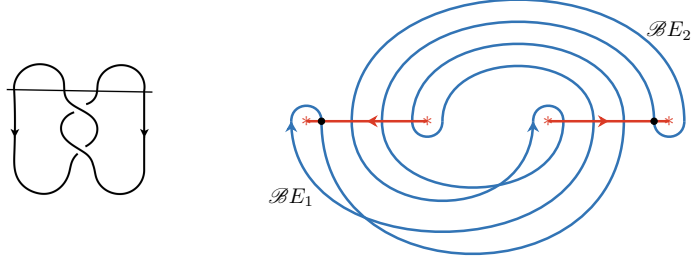


Figure 45: The Hopf link and the corresponding Lagrangians


down the resolutions of the one dimensional Lagrangians $\mathcal{B}E_1$ and $\mathcal{B}E_2$. Including only the geometric terms, the resolution of $\mathcal{B}E_1$ is:

$$T_1[1] \xrightarrow{-\text{||||}} T_4 \xrightarrow{-\text{||||}} T_3[-1]\{1\} \xleftarrow{\text{||||}} T_2\{1\} \xleftarrow{\text{||||}} T_4[1]\{-1\} \xleftarrow{\text{||||}} T_2[2]\{-1\} \xrightarrow{\text{||||}} .$$

For $\mathcal{B}E_2$ we get:

$$T_2\{2\} \xrightarrow{-\text{||||}} T_3[-1]\{2\} \xleftarrow{\text{||||}} T_4\{1\} \xleftarrow{\text{||||}} T_2[1]\{1\} \xleftarrow{-\text{||||}} T_4[2]\{-1\} \xrightarrow{\text{||||}} T_5[1]\{-1\} \xrightarrow{\text{||||}} .$$

The product of these gives is a toric grid whose maps encode the differential $\delta_O = \delta_{0,0}$:



We determined the absolute degrees of the branes in the complex, using the fact that the marked intersection point in Fig. 45 is fixed under braiding. Therefore, the

where each map is multiplied by an overall factor u . Continuing with the example of d_4 and d_3 , we find that d_4 is unchanged and

$$d_3^{\hbar=0} = \begin{pmatrix} \begin{array}{c} \text{||||} \\ \text{0} \\ u \begin{array}{c} \text{||||} \\ \text{||||} \end{array} \\ - \begin{array}{c} \text{||||} \\ \text{||||} \end{array} \\ \begin{array}{c} \text{||||} \\ \text{0} \\ \text{0} \\ \text{0} \\ \text{0} \end{array} \end{array} & \begin{array}{c} \begin{array}{c} \text{||||} \\ \text{||||} \end{array} \\ \text{0} \\ \text{0} \\ -u \begin{array}{c} \text{||||} \\ \text{||||} \end{array} \\ \text{0} \\ \text{0} \\ - \begin{array}{c} \text{||||} \\ \text{||||} \end{array} \end{array} & \begin{array}{c} \text{0} \\ - \begin{array}{c} \text{||||} \\ \text{||||} \end{array} \\ \text{0} \\ -u \begin{array}{c} \text{||||} \\ \text{||||} \end{array} \\ \text{0} \\ - \begin{array}{c} \text{||||} \\ \text{||||} \end{array} \\ \text{0} \end{array} & \begin{array}{c} \text{0} \\ \text{0} \\ \text{0} \\ \text{0} \\ - \begin{array}{c} \text{||||} \\ \text{||||} \end{array} \\ \text{0} \\ -u \begin{array}{c} \text{||||} \\ \text{||||} \end{array} \end{array} \end{pmatrix}$$

The result is a complex that satisfies $\delta_{u,0}^2 = 0$ at $\hbar = 0$.

Finally, we solve for the corrections necessary for δ to satisfy $\delta^2 = 0$ with $\hbar \neq 0$. It proves sufficient to turn on only the first order in \hbar deformation, of the form $\delta = \delta_{u,0} + \hbar \delta_{u,1}$, and further restrict the possible terms in $\delta_{u,1}$ to maps without dots so $\delta_{u,1} = \delta_{u=0,1}$. For example, d_3 with the possible deformations terms added is given by

$$d_3 = \begin{pmatrix} \begin{array}{c} \text{||||} \\ \text{0} \\ u \begin{array}{c} \text{||||} \\ \text{||||} \end{array} \\ - \begin{array}{c} \text{||||} \\ \text{||||} \end{array} \\ \begin{array}{c} \text{||||} \\ \text{0} \\ \text{0} \\ \text{0} \\ x_2 \begin{array}{c} \text{||||} \\ \text{||||} \end{array} \end{array} \end{array} & \begin{array}{c} \begin{array}{c} \text{||||} \\ \text{||||} \end{array} \\ x_3 \begin{array}{c} \text{||||} \\ \text{||||} \end{array} \\ x_4 \begin{array}{c} \text{||||} \\ \text{||||} \end{array} \\ x_5 \begin{array}{c} \text{||||} \\ \text{||||} \end{array} \\ -u \begin{array}{c} \text{||||} \\ \text{||||} \end{array} \\ x_6 \begin{array}{c} \text{||||} \\ \text{||||} \end{array} \\ - \begin{array}{c} \text{||||} \\ \text{||||} \end{array} \end{array} & \begin{array}{c} x_7 \begin{array}{c} \text{||||} \\ \text{||||} \end{array} \\ - \begin{array}{c} \text{||||} \\ \text{||||} \end{array} \\ x_8 \begin{array}{c} \text{||||} \\ \text{||||} \end{array} \\ -u \begin{array}{c} \text{||||} \\ \text{||||} \end{array} \\ x_9 \begin{array}{c} \text{||||} \\ \text{||||} \end{array} \\ - \begin{array}{c} \text{||||} \\ \text{||||} \end{array} \\ x_{10} \begin{array}{c} \text{||||} \\ \text{||||} \end{array} \end{array} & \begin{array}{c} \text{0} \\ \text{0} \\ x_{11} \begin{array}{c} \text{||||} \\ \text{||||} \end{array} \\ x_{12} \begin{array}{c} \text{||||} \\ \text{||||} \end{array} \\ - \begin{array}{c} \text{||||} \\ \text{||||} \end{array} \\ -u \begin{array}{c} \text{||||} \\ \text{||||} \end{array} \end{array} \end{pmatrix}$$

with coefficients x_i , which we want to solve for. Asking that $d_3 \cdot d_4 = 0$ leads to a system of equations. For example, the fourth row of d_3 gives the equation

$$- \begin{array}{c} \text{||||} \\ \text{||||} \end{array} - x_4 \begin{array}{c} \text{||||} \\ \text{||||} \end{array} + x_8 \begin{array}{c} \text{||||} \\ \text{||||} \end{array} + \begin{array}{c} \text{||||} \\ \text{||||} \end{array} = 0$$

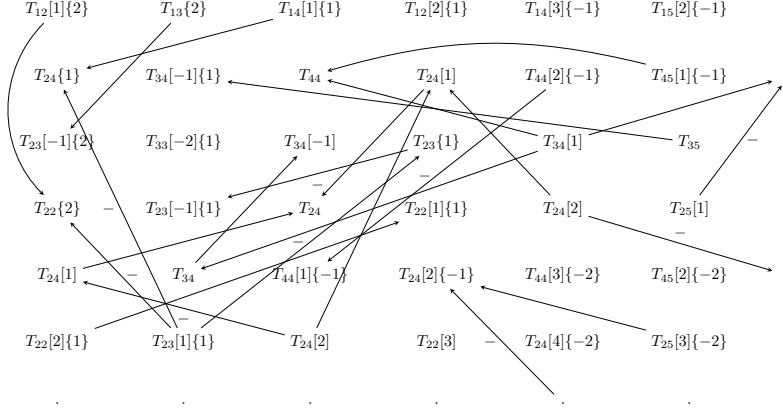
which has the solution

$$x_4 = -x_8 = -u\hbar.$$

The other coefficients in d_3 turn out to vanish, and altogether we find

$$d_3 = \begin{pmatrix} \begin{array}{c} \text{||||} \\ \text{0} \\ u \begin{array}{c} \text{||||} \\ \text{||||} \end{array} \\ - \begin{array}{c} \text{||||} \\ \text{||||} \end{array} \\ \begin{array}{c} \text{||||} \\ \text{0} \\ \text{0} \\ \text{0} \\ \text{0} \end{array} \end{array} & \begin{array}{c} \begin{array}{c} \text{||||} \\ \text{||||} \end{array} \\ \text{0} \\ \text{0} \\ -u\hbar \begin{array}{c} \text{||||} \\ \text{||||} \end{array} \\ \text{0} \\ -u \begin{array}{c} \text{||||} \\ \text{||||} \end{array} \\ - \begin{array}{c} \text{||||} \\ \text{||||} \end{array} \end{array} & \begin{array}{c} \text{0} \\ - \begin{array}{c} \text{||||} \\ \text{||||} \end{array} \\ u\hbar \begin{array}{c} \text{||||} \\ \text{||||} \end{array} \\ -u \begin{array}{c} \text{||||} \\ \text{||||} \end{array} \\ \text{0} \\ - \begin{array}{c} \text{||||} \\ \text{||||} \end{array} \\ \text{0} \end{array} & \begin{array}{c} \text{0} \\ \text{0} \\ \begin{array}{c} \text{||||} \\ \text{||||} \end{array} \\ \text{0} \\ - \begin{array}{c} \text{||||} \\ \text{||||} \end{array} \\ \text{0} \\ -u \begin{array}{c} \text{||||} \\ \text{||||} \end{array} \end{array} \end{pmatrix}.$$

Proceeding further, the d_3 deformation we just found will determine the $\delta_{u,1}$ deformation of d_2 , and so on. Altogether, the maps in $\delta_{u,1}$ are



To calculate the \mathfrak{su}_2 link homology, we apply the $hom_Y^*(-, I_{24}\{J\})$ functor to the complex $(\mathcal{B}E(T), \delta)$. The functor sends all components the direct sum brane $\mathcal{B}E(T)$ to zero except for the 8 copies of T_{24} , for a suitable choice of $\{J\}$. The result is a complex whose differential comes from identity maps in δ . It is given by:

$$\mathbb{C} \xrightarrow{u\hbar \cdot \begin{pmatrix} 1 & 0 \\ 1 & 0 \end{pmatrix}} \mathbb{C} \xrightarrow{u\hbar \cdot \begin{pmatrix} 0 & 0 \\ 1 & -1 \\ 1 & -1 \end{pmatrix}} \begin{matrix} \mathbb{C}\{-1\} \\ \mathbb{C} \\ \mathbb{C} \end{matrix} \rightarrow 0 \rightarrow \mathbb{C}\{-2\} \quad (5.55)$$

with the rightmost term in homological degree 4.

The 8 terms of the complex in (5.55) correspond, per construction of the direct sum brane $\mathcal{B}E(T)$, to the 8 intersection points of the $\mathcal{B}E_U$ brane with the I_{24} -brane in Fig. 46. The cohomology of the complex coincides with Floer cohomology, as we explained in section 3.5. It follows that the differential in (5.55) is the Floer differential δ_F , and that its terms count disk instantons.

The differential δ_F , obtained algebraically, squares to zero by construction. From the geometric perspective, it should square to zero because the cancelling contributions to δ_F^2 correspond to two different ways a Maslov index 2 map can degenerate into a pair of Maslov index 1 maps (all with equivariant degree zero). The moduli space of Maslov index 2 maps is a one real dimensional manifold, an interval, whose two boundary points correspond to the two ways the map can degenerate, and come with opposite orientations. Fig. 46 gives an example.

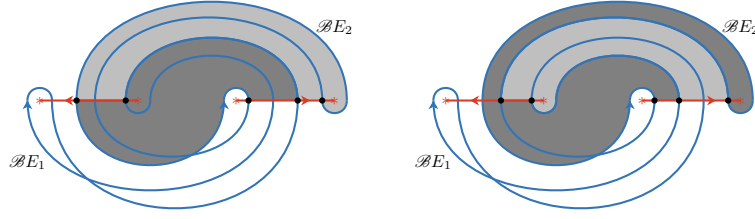


Figure 46: The shaded domains correspond to four terms in the differential δ_F whose pairwise product cancels in computing δ_F^2 .

The cohomology of the complex in (5.55) is

$$\mathbb{C}[4]\{-2\} \oplus \mathbb{C}[2]\{-1\} \oplus \mathbb{C}[2] \oplus \mathbb{C}\{1\}. \quad (5.56)$$

To get the absolute grading of link homology we need to include the additional, overall grading shifts from section 5.7. They depend only on the braid, so can be read off from the link diagram in Fig. 45. The net shift is by $M \rightarrow M - 4$ and $J^0 \rightarrow J^0 + 2$ from $w = 2$, $e = 2$ and $d = 2$, giving

$$\mathbb{C} \oplus \mathbb{C}[-2]\{1\} \oplus \mathbb{C}[-2]\{2\} \oplus \mathbb{C}[-4]\{3\}. \quad (5.57)$$

This agrees with the known Khovanov homology of the Hopf link after regrading $i = M + 2J^0$, $j = 2J^0$.

5.6.6

The same procedure outlined above can be used for any knot. Let us briefly sketch the analysis for the left-handed trefoil from Fig. 15. The Lagrangian corresponding to the unreduced trefoil is depicted in Fig. 47. Each cycle separately can be resolved in terms of a complex consisting of 8 one-dimensional T -branes. The product complex is a toric grid of size 8×8 , whose vertices are the 64 two-dimensional T -branes. The geometric differential $\delta_{0,0}$ obtained in this way squares to zero in the $\mathcal{A}_{u=0, \hbar=0}$ algebra.

The differential deforms to $\delta_{u,0}$, which squares to zero in the $u \neq 0$ $\mathcal{A}_{u=0, \hbar=0}$, by including all the u -corrections inherited from the product of one-dimensional complexes, provided they are allowed on degree grounds. In this case, each of the two

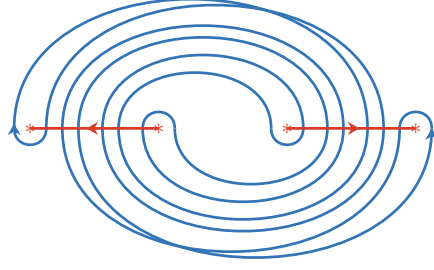


Figure 47: Lagrangians corresponding to left handed trefoil in \mathfrak{su}_2 trefoil theory.

one-dimensional complexes has four u -corrections. Out of possible $8 \times 4 + 8 \times 4 = 64$ u -corrections, 12 end up having wrong equivariant degrees and get set to zero. The deformation is exact at first order in u , so $\delta_{u,0} = \delta_{0,0} + u\delta_{1,0}$.

The differential $\delta = \delta_{u,\hbar}$, which squares to zero in the full algebra $\mathcal{A}_{u,\hbar}$ is the first order in \hbar deformation of $\delta_{u,0}$. There are 366 in total maps that can contribute to $\delta_{0,1}$ in $\delta = \delta_{u,0} + \hbar\delta_{0,1}$, which we include with some arbitrary coefficients x_i . The equation $\delta^2 = 0$ is a linear equation for x 's which has a unique solution, exact to all orders in both u and \hbar . Note that, compared to the previous examples where none of the maps in $\delta_{0,1}$ contained any crossings of strands, here they do.

Applying the $\text{hom}_Y^{*,*}(-, I_{24})$ functor, the original 64-dimensional complex becomes the 18-dimensional complex:

$$\begin{array}{ccc}
\mathbb{C} \rightarrow \emptyset \rightarrow \begin{array}{c} \mathbb{C}\{-2\} \\ \mathbb{C}\{-2\} \\ \mathbb{C}\{-1\} \end{array} & \xrightarrow{u\hbar \cdot \begin{pmatrix} 0 & 0 & 0 \\ 0 & 0 & 0 \\ 1 & 1 & 0 \\ -1 & -1 & 0 \end{pmatrix}} & \begin{array}{c} \mathbb{C}\{-3\} \\ \mathbb{C}\{-3\} \\ \mathbb{C}\{-2\} \end{array} & \xrightarrow{u\hbar \cdot \begin{pmatrix} 1 & -1 & 0 & 0 \\ -1 & 1 & 0 & 0 \\ -1 & -1 & 0 & 0 \\ 0 & 0 & -1 & -1 \end{pmatrix}} & \rightarrow
\end{array}$$

$$\begin{array}{ccc}
\begin{array}{c} \mathbb{C}\{-3\} \\ \mathbb{C}\{-3\} \\ \mathbb{C}\{-3\} \\ \mathbb{C}\{-2\} \end{array} & \xrightarrow{u\hbar \cdot \begin{pmatrix} 0 & 0 & 0 & 0 \\ 0 & 0 & 0 & 0 \\ -1 & -1 & 0 & 0 \\ 1 & 1 & 0 & 0 \end{pmatrix}} & \begin{array}{c} \mathbb{C}\{-4\} \\ \mathbb{C}\{-4\} \\ \mathbb{C}\{-3\} \\ \mathbb{C}\{-3\} \end{array} & \xrightarrow{u\hbar \cdot \begin{pmatrix} 1 & 1 & 0 & 0 \\ 0 & 0 & 1 & 1 \end{pmatrix}} & \begin{array}{c} \mathbb{C}\{-4\} \\ \mathbb{C}\{-3\} \end{array}
\end{array}$$

with the rightmost term in homological degree 6.

The cohomology of the complex as written is

$$\mathbb{C} \oplus \mathbb{C}[2]\{-1\} \oplus \mathbb{C}[2]\{-2\} \oplus \mathbb{C}[5]\{-4\}, \quad (5.58)$$

As a final step, to obtain the link homology groups $Hom_{\mathcal{D}_Y}^{*,*}(\mathcal{B}E_{\mathcal{U}}, I_{\mathcal{U}})$ we need to include in (5.58) the non-geometric, overall shift of grading from section 5.7. The net shift is by $M \rightarrow M + 1$ and $J^0 \rightarrow J^0 - \frac{1}{2}$, because the braid has $w = -3$, $e = -3$ and $d = 2$. With proper gradings included, the link homology is

$$Hom_{\mathcal{D}_Y}^{*,*}(\mathcal{B}E_{\mathcal{U}}, I_{\mathcal{U}}) = \mathbb{C}[1]\{-\frac{1}{2}\} \oplus \mathbb{C}[3]\{-\frac{3}{2}\} \oplus \mathbb{C}[3]\{-\frac{5}{2}\} \oplus \mathbb{C}[6]\{-\frac{9}{2}\}. \quad (5.59)$$

Taking cohomology with coefficients in \mathbb{Z} instead of \mathbb{C} , we discover that it has \mathbb{Z}_2 torsion:

$$\mathbb{Z}[1]\{-\frac{1}{2}\} \oplus \mathbb{Z}[3]\{-\frac{3}{2}\} \oplus \mathbb{Z}[3]\{-\frac{5}{2}\} \oplus \mathbb{Z}_2[5]\{-\frac{7}{2}\} \oplus \mathbb{Z}[6]\{-\frac{9}{2}\}, \quad (5.60)$$

which comes from the quotient

$$\mathbb{Z}_2 = \left\langle \left(\begin{array}{c} 1 \\ -1 \\ 0 \\ 0 \end{array} \right), \left(\begin{array}{c} 0 \\ 0 \\ 1 \\ 0 \end{array} \right) \right\rangle / \left\langle \left(\begin{array}{c} 1 \\ -1 \\ -1 \\ 0 \end{array} \right), \left(\begin{array}{c} -1 \\ 1 \\ -1 \\ 0 \end{array} \right) \right\rangle.$$

The cohomologies in (5.59) and (5.60) agree with the Khovanov homology of the left-handed trefoil, when re-written in terms of the (i, j) gradings of [50], which are related to M and J^0 by $i = M + 2J^0$ and $j = 2J^0$. While the cohomologies are the same, the complexes are not. The complex defined by Khovanov in [50] (see also [17]), is 30-dimensional in this case, as opposed to ours which is 18-dimensional.

5.6.7

One can often vastly simplify the $\mathcal{B}E_{\mathcal{U}} \in \mathcal{D}_Y$ branes by using the swiping move to map the brane to an equivalent but simpler object of \mathcal{D}_Y . The swiping move plays the key role in proving the theory produces homological link invariants. It is described in section 5.7 in Fig. 49. Simplicity is measured by the number of T -branes needed to describe the brane, or rather, its resolution.

Having simplified the brane, we get a formulation of $Hom_{\mathcal{D}_Y}^{*,*}(\mathcal{B}E_{\mathcal{U}}, I_{\mathcal{U}})$ as the cohomology of a much simpler complex. The move should have a version any for Lie algebra; in the $\mathfrak{gl}_{1|1}$ case, it was described in section 4.6.

where the rightmost term is in homological degree 5. After introducing the same degree shifts as in section 5.6.6, the cohomology of the complex reproduces the homology trefoil homology (5.59) over \mathbb{C} , and after shifting to \mathbb{Z} coefficients, the homology with torsion in (5.60). The simpler complex in (5.61) also makes it manifest where the torsion comes from: it is due to a holomorphic disk instanton that connects a pair of intersection points which has multiplicity -2 . It generates the coefficient of p_1q_2 in $\delta_F p_2 q_1$. The fact the homology is unchanged is a consequence of the fact, proven in appendix A.2, that the swiping move leaves the brane invariant as an object of \mathcal{D}_Y , and hence all its morphisms as well.

5.6.8

Reduced link homology for all two-bridge knots involves a one-dimensional Y and does not require \hbar deformations, so its computation may be done by hand. Our current computer code, implemented in Mathematica and specialized to the two-strand algebra, allows us to compute the reduced homology of 3-bridge links and the full homology (including the \mathbb{Z}_2 torsion) of 2-bridge links. Generalizing it to multiple strands and arbitrary links is straightforward, in principle.

We used the code to compute the unreduced homology for all knots up to 6 crossings, and for the first 6 knots with 7 crossings, as well as the reduced homology of several three-bridge knots including 8_5 , 8_{19} and 9_{42} . In all the examples we checked, solving the system of linear equations coming from the first order in \hbar and setting all the remaining coefficients to zero sufficed to find the full differential δ . Furthermore, for two-bridge knots we checked, δ can be made to square to zero at first-order in \hbar and u which further speeds up the algorithm.

Our homology theory agrees with Khovanov's [50], including torsion, in all cases we checked. More precisely, the theories agree after a regrading: the cohomological index i and the Jones grading j of Khovanov homology are related to ours by $i = M + 2J^0$ and $j = 2J^0$. The fact our homology theory coincides with Khovanov's to be expected by homological mirror symmetry proven in [5] and abstract theorems of [95–97].

5.7 Homological $U_q(\mathfrak{su}_2)$ link invariants from $\mathcal{D}_{Y_{\mathfrak{su}_2}}$

In this section we will prove Theorems 1 and 2 for \mathfrak{su}_2 . The proof is analogous to the $\mathfrak{gl}_{1|1}$ case.

The key ingredient is the swiping move, shown for \mathfrak{su}_2 in Fig. 49. Just as in case of $\mathfrak{gl}_{1|1}$, the move holds for any $u\hbar \neq 0$, so for it to hold and for the theory to give homological link invariants, we need to work on Y without divisors deleted. We prove this move for \mathfrak{su}_2 in appendix A.2.

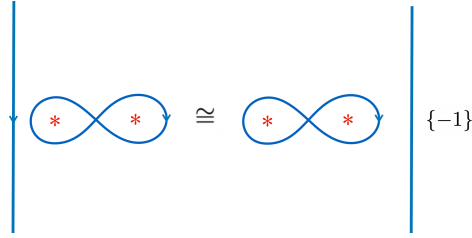


Figure 49: These two brane are equivalent objects of \mathcal{D}_Y

The swiping move holding in \mathcal{D}_Y suffices to ensure that all Markov moves from Figs. 5, 6 and 7 hold, up to overall degree shifts. To show that the moves hold exactly, we need to keep track of the gradings of the $\mathcal{B}E_U$ brane through the sequence of braid moves.

The principle for keeping track of degree shifts due to the geometric braid group action on an object of \mathcal{D}_Y is described in section 4.6.3; it is independent of the choice of a Lie algebra. The other degree shifts depend on the Lie algebra.

5.7.1

As in the $\mathfrak{gl}_{1|1}$ case, the geometric action of \mathcal{B} on the E_U brane gets combined with a constant degree shift functor. The functor acts on all objects of \mathcal{D}_Y in the same way, as in (4.53). In the \mathfrak{su}_2 case, only the potential W , and not Ω , contains terms that depend on the positions of the punctures. These terms are introduced by (5.5). Their contribution to ΔJ_0 is equal to $-\frac{1}{4}e$, where e is the sum of the exponents of braid group generators σ_i^\pm in the word representing the braid.

The one novel ingredient for \mathfrak{su}_2 case is that framing no longer acts trivially on link invariants in vertical framing. Vertical framing is the framing which the geometry

picks, as discussed in section 2.5.2. As a consequence, the second relation in Fig. 7 is really true only up to a degree shift that depends on the writhe w of the braid. (The framing factor in general depends on the writhe of the link, but in our case, for links represented as plat closures of braids, this is the same as the writhe of the braid. The writhe is number of positive minus \times minus the number of negative \times crossings.) The Jones polynomial is an invariant of links in zero framing and satisfies the skein relation with no framing factor. To cancel the framing factor and get the theory whose Euler characteristic is the Jones polynomial, we will introduce an additional, w dependent degree shift which shifts both the Maslov and equivariant degrees. The net constant shift, due to to sources combined, is thus:

$$\begin{aligned}\Delta M &= -w, \\ \Delta J_0 &= \frac{3}{4}w - \frac{1}{4}e\end{aligned}\tag{5.62}$$

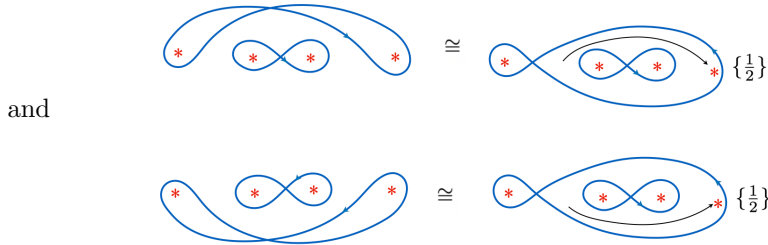
5.7.2

The Markov I move from Fig. 5 reads



Figure 50: These two brane are equivalent objects of \mathcal{B}_Y

To show that it holds, simplify the two branes, using the swiping move, as follows:

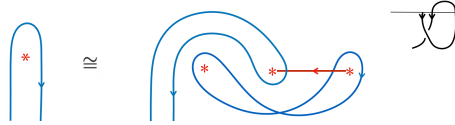


To compare the branes, we can ignore the outside figure eight, as it is the same for both. The two branes differ by the path the puncture took around the inner figure eight brane; in particular, they resulting branes are the same modulo shifts of gradings. Using resolutions of the two branes, it is easy to show that the top brane

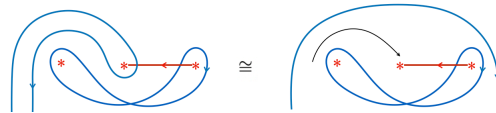
receives no geometric shift due to braiding the puncture, and in particular simply equals the brane on the right hand side, forgetting the path. The bottom brane, by contrast, gets a geometric shift of $\{1\}$. (The particular shifts depend on a placement of cuts used to define a single-valued branch of W_0 . This is implicit throughout the theory, in particular in the definition of T -branes and their algebra.) The final degree of brane has to be supplemented with contributions of the constant degree shift functors in (4.53) which are, in the \mathfrak{su}_2 case, given in (5.62), and which depend only on the braid and not on the brane. The path at the top has $w = 0$ and $e = -2$, the path at the bottom has $w = 0$ and $e = 2$, resulting in shifts of $\{\frac{1}{2}\}$ and $\{-\frac{1}{2}\}$. These shifts combine with the geometric ones to ensure the two branes are equivalent objects of \mathcal{D}_Y . The move in Fig. 5 follows.

It is not difficult to show that with degree shifts in (5.62), both of the moves in Fig. 7 hold as well. For example, braid group generator σ that generates the twist in second move Fig. 7 has a geometric action on the $E_{\mathcal{U}}$ brane, giving a degree shift of $[-1]\{1\}$. This is canceled by the constant shift in (5.62), since the element has $w = -1$ and $e = 1$. Similarly, the constant shift functor of the braid in the first move, which has $w = 0$ and $e = 4$, cancels the geometric degree shift of the brane, which equals $\{1\}$. This proves both moves in Fig. 7.

Next, consider the stabilization move in Fig. 6. As in the $\mathfrak{gl}_{1|1}$ theory case, asking for the stabilization move to hold as stated should determine the grading of the $I_{\mathcal{U}}$ brane, the cap, relative to the basic I -branes, which are defined to be dual to T -branes via (2.12). The stabilization move reads:



in terms of branes. By starting with the trivial braid, applying the sliding move, and then braiding, the brane on the right is equivalent to,



The single intersection point of the figure eight brane with the basic I -brane has the geometric degree 0, both equivariant and cohomological. The constant shift functor that accompanies the action of \mathcal{B} is a degree shift of $\{-\frac{1}{2}\}[1]$, since the braid has $w = -1$ and $e = -1$. Asking for the stabilization move to hold as stated, with no accompanying degree shifts, determines the cap brane $I_{\mathcal{U}}$ to be equal to the basic I -brane, shifted in degree by $\{-\frac{d}{2}\}[d]$, where d is the dimension d of Y .

As an aside, the $I_{\mathcal{U}}$ brane is invariant under the second move in Fig. 7, just like the corresponding $E_{\mathcal{U}}$ -brane, and for the same reason: the geometric degree shift, which is the same for both branes, gets canceled by the constant one from (5.62). The overall degree shift of $\{-\frac{d}{2}\}[d]$, goes along for the ride.

$$* \longleftarrow * \{-\frac{1}{2}\}[1]$$

Figure 51: The \mathfrak{su}_2 cap brane $I_{\mathcal{U}}$ equals the corresponding canonical I -brane shifted in degree by $\{-\frac{1}{2}\}[1]$, for each interval it contains.

5.7.3

To complete the proof of Thm. 1 for \mathfrak{su}_2 we need to show the remaining Birman moves, obtained from those in Figs. 5 and 7 by exchanging tops and bottoms, also hold. The proof is analogous to that for $\mathfrak{gl}_{1|1}$ in section 4.6.7.

Since the $E_{\mathcal{U}}$ branes are invariant under moves in Figs. 5 and 7, the homology groups $Hom_{\mathcal{D}_Y}^{*,*}(\mathcal{B}E_{\mathcal{U}}, E_{\mathcal{U}})$ are invariant under those moves applied to the second entry in the Hom, as well as the first. Similarly to section 4.6.7, the homology groups $Hom_{\mathcal{D}_Y}^{*,*}(\mathcal{B}E_{\mathcal{U}}, E_{\mathcal{U}})$ are related to $Hom_{\mathcal{D}_Y}^{*,*}(\mathcal{B}E_{\mathcal{U}}, I_{\mathcal{U}})$ by (4.56), with W which is a fixed graded vector space of rank 2^d . This comes about because each one dimensional figure eight brane is equivalent to complex $E_i \cong (E_i(I), \delta_i)$ where $E_i(I) = I_i \oplus I_i[1]\{-1\}$. It follows that $Hom_{\mathcal{D}_Y}^{*,*}(\mathcal{B}E_{\mathcal{U}}, I_{\mathcal{U}})$ is invariant under the moves in Figs. 5 and 7 applied to the second entry rather than the first. This proves the invariance under the remaining moves, and hence proves Thm. 1.

5.8 $U_q(\mathfrak{su}_2)$ skein from branes

Finally, we prove Thm. 2 which says that the Euler characteristics of $Hom_{\mathcal{D}_Y}^{*,*}(\mathcal{B}E_U, I_U)$ satisfy the \mathfrak{su}_2 skein relation in eqn. (1.1), with $n = 2$. The strategy of the proof is the same as for $\mathfrak{gl}_{1|1}$: Since $Hom_{\mathcal{D}_Y}^{*,*}(\mathcal{B}E_U, I_U)$ are link invariants, to show their Euler characteristics satisfies the skein relation, it suffices to consider the special link presentations in Fig. 8. Proving the theorem amounts to showing K-theory classes of the three branes corresponding to the bottom of that figure satisfy the relation.

The three branes corresponding to the bottom of Fig. 8 are:



Figure 52: The three branes entering the Skein relation

As in the $\mathfrak{gl}_{1|1}$ case, we can simplify the branes using the swiping move. The swiping move lets the right figure eight swallow the left, in each of the three branes, without changing the corresponding object of \mathcal{D}_Y . Having done so, we learn that to compare K-theory classes of the three branes in Fig. 52, it suffices to compare K-theory classes of three simpler branes in Figs. 53, 54, and 55.

The first of the three branes, the brane in Fig. 53, is obtained from the simple figure eight E_U brane by braiding the second and third punctures by σ_2 .




Figure 53: The reduced brane corresponding to positive \bowtie crossing.

The brane has resolution:

$$T_2\{-1\} \xrightarrow{\begin{pmatrix} \text{||||} \\ -\text{||||} \end{pmatrix}} T_4\{-1\} \xrightarrow{\begin{pmatrix} \text{||||} & \text{||||} \\ \text{||||} & \text{||||} \end{pmatrix}} T_3$$

The overall degree of the brane, before any non-geometric shifts, follows from the fact that braiding acted trivially on the T_1 brane, hence its degree remained fixed. The degrees of the other branes in the complex are then fixed by the degrees of the maps

in it. K-theory class of the brane is $(-\mathfrak{q}^{1/2})([T_3] - [T_1] - \mathfrak{q}^{-1}[T_4] + \mathfrak{q}^{-1}[T_2])$, where the prefactor comes from the constant degree shift of the braid that has a single positive crossing, with $e = 1$.

The second brane, from Fig. 54, has resolution:

$$T_3\{-2\} \xrightarrow{\left(\begin{array}{c} \text{||||} \\ -\text{||||} \end{array} \right)} T_4\{-2\} \xrightarrow[T_1]{\left(\text{||||} \quad \text{||||} \right)} T_2$$

It is obtained from the $E_{\mathcal{U}}$ brane by braiding corresponding to σ_2^{-1} . The braid has $w = -1$ and $\sigma = -1$,

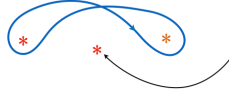


Figure 54: The reduced brane corresponding to the negative \bowtie crossing.

so K-theory class of the brane equals $(-\mathfrak{q}^{-1/2})([T_2] - [T_1] - \mathfrak{q}^{-2}[T_4] + \mathfrak{q}^{-2}[T_3])$.

The third brane, from Fig. 55, is the $E_{\mathcal{U}}$ brane itself, with no braiding applied. It has resolution:

$$T_2\{-1\} \xrightarrow{\left(\begin{array}{c} \text{||||} \\ -\text{||||} \end{array} \right)} T_3\{-1\} \xrightarrow[T_1]{\left(\text{||||} \quad \text{||||} \right)} T_2$$

and K-theory class $(1 + \mathfrak{q}^{-1})[T_2] - [T_1] - \mathfrak{q}^{-1}[T_3]$.



Figure 55: The reduced brane corresponding to \bowtie crossing.

K-theory classes of the three branes satisfy one linear relation:

$$\mathfrak{q}^{-1} \left[\text{Figure 54} \right] - \mathfrak{q} \left[\text{Figure 55} \right] = (\mathfrak{q}^{1/2} - \mathfrak{q}^{-1/2}) \left[\text{Figure 55} \right] \quad (5.63)$$

The relation (5.63) is the skein relation satisfied by the R matrices of $U_{\mathfrak{q}}(\mathfrak{su}_2)$, see e.g. [74]. It coincides with the $n = 2$ skein relation in eqn. (1.1) after setting

$$\mathfrak{q}^{-1/2} = -\mathfrak{q}^{1/2}. \quad (5.64)$$

This proves Thm. 2 for \mathfrak{su}_2 .

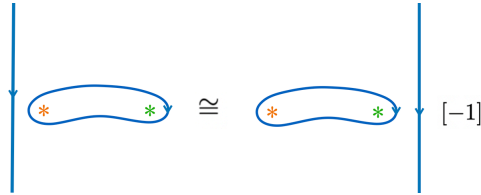
A The swiping move

The swiping move plays the key role in proving the homology groups are invariants of links. In this appendix we prove that the branes related by the swiping moves are equivalent objects of \mathcal{D}_Y by proving their resolutions in terms of T -branes are homotopy equivalent. The swiping move is shown in Fig. 25 for $\mathfrak{gl}_{1|1}$ and in Fig. 49 for \mathfrak{su}_2 .

In the derived Fukaya category a brane $L \in \mathcal{D}_Y$ is equivalent to the complex $(L(T), \delta)$ resolving it. Two complexes $(L_1(T), \delta_1)$ and $(L_2(T), \delta_2)$ describe the resolution of the same brane, and are hence equivalent, if they are homotopy equivalent. This means there exist chain maps $f : L_1 \rightarrow L_2$ and $f' : L_2 \rightarrow L_1$ such that $f' \circ f$ and $f \circ f'$ are homotopic to the identity on $(L_1(T), \delta_1)$ and $(L_2(T), \delta_2)$, respectively. The idea is that, if such maps f and f' exist, they represent the identity maps from L to itself, in terms of the two resolutions of L , see e.g. [43, 46]. Once we specialize to \mathfrak{su}_2 and $\mathfrak{gl}_{1|1}$, respectively, we will explain in more detail how the homotopies are defined, in the case of ordinary and twisted complexes. Ordinary complexes are special cases of the twisted ones.

A.1 The move for $\mathfrak{gl}_{1|1}$

The swiping move for $\mathfrak{gl}_{1|1}$ is the equivalence of the branes $T_1 \times E_1$ and $E_1 \times T_3[-1]$ on the left and the right hand sides of Fig. 25, repeated here for convenience:



A.1.1

Given a pair of branes in $L, L' \in \mathcal{D}_Y$ and the twisted complexes of T -branes resolving them, $L \cong (L(T), \delta)$ and $L' \cong (L'(T), \delta')$, a morphism

$$\mathcal{P} \in \text{Hom}_{\mathcal{D}_Y}(L, L'),$$

can be represented as a map of the corresponding complexes, which satisfies [90]:

$$0 = m_1^{\text{Tw}}(\mathcal{P}) = m_1^p(\mathcal{P}) + m_2^p(\delta', \mathcal{P}) + m_2^p(\mathcal{P}, \delta). \quad (\text{A.1})$$

A morphism \mathcal{P} satisfying (A.1) plays a role of a chain map for ordinary complexes. Twisted A_∞ products are sign twists of the ordinary ones, as we recall in appendix B. In writing (A.1), we take the higher A_∞ maps $m_{\ell>2}^p$ to vanish, as they do in our theory, for otherwise they would contribute to the definition of $m_1^{\text{Tw}}(\mathcal{P})$.

Next, a given pair of morphisms are equivalent in \mathcal{D}_Y

$$\mathcal{P} \cong \mathcal{P}' \in \text{Hom}_{\mathcal{D}_Y}(L, L')$$

if they differ by an exact morphism $m_1^{\text{Tw}}(\mathcal{Q})$:

$$\mathcal{P} = \mathcal{P}' + m_1^{\text{Tw}}(\mathcal{Q}) \quad (\text{A.2})$$

where $\mathcal{Q} \in \text{Hom}_{\mathcal{D}_Y}(L, L'[-1])$ is analogous to a chain homotopy of ordinary complexes.

A.1.2

We will show the two branes $L_1 = E_1 \times T_3$ and $L_2 = T_1 \times E_1[1]$ are equivalent as objects of \mathcal{D}_Y , by showing that there is a map $f \in \text{Hom}_{\mathcal{D}_Y}(L_1, L_2)$ with an inverse $f' \in \text{Hom}_{\mathcal{D}_Y}(L_2, L_1)$ which satisfy

$$f' \circ f \cong \text{id}_{L_1}, \quad f \circ f' \cong \text{id}_{L_2}. \quad (\text{A.3})$$

where the equivalence is a homotopy in the sense of (A.2).

A.1.3

The resolutions of the two branes are:

$$L_1 \cong T_{13}[1] \begin{array}{c} \xrightarrow{\delta'_{01}} \\ \xleftarrow{\delta'_{10}} \end{array} T_{33} \quad (\text{A.4})$$

where $\delta'_{01} = \begin{array}{|c|} \hline \text{---} \\ \hline \end{array}$ and $\delta'_{10} = \begin{array}{|c|} \hline \text{---} \\ \hline \end{array}$, and:

$$L_2 \cong T_{11}[2] \begin{array}{c} \xrightarrow{\delta_{01}} \\ \xleftarrow{\delta_{10}} \end{array} T_{13}[1] \quad (\text{A.5})$$

where $\delta_{01} = \begin{array}{|c|} \hline \hline \hline \hline \hline \\ \hline \end{array}$ and $\delta_{10} = \begin{array}{|c|} \hline \hline \hline \hline \hline \\ \hline \end{array}$. The signs in the differentials come from the factor of $(-1)^{M(Tc)}$ in taking the product of T_i with E_1 combining with the factor of $(-1)^{(n-1)k_0}$ from the individual oval branes. As explained in section 4.5.1, we have the freedom to twist the differential by a sign in one of the maps, corresponding to a different choice of spin structure on the brane we started with, or more generally, by a complex parameter which corresponds to choosing a generic holonomy on the brane of S^1 topology which the complex resolves. The discussion that follows readily generalizes, as is simple to verify.

One can easily find the morphisms f and f' we need. The morphism $f \in Hom_{\mathcal{D}_Y}(L_1, L_2)$, going from the resolution of L_1 to the resolution of L_2 , is given by following diagram:

$$\begin{array}{ccccc}
 & & T_{13}[1] & \xleftarrow{\delta'_{01}} & T_{33} \\
 & f_{11} \swarrow & \downarrow f_{01} & \swarrow f_{00} & \\
 T_{11}[2] & \xleftarrow[\delta_{10}]{\delta_{01}} & T_{13}[1] & &
 \end{array}$$

where $f_{11} = \begin{array}{|c|} \hline \hline \hline \hline \hline \\ \hline \end{array}$, $f_{01} = \hbar \begin{array}{|c|} \hline \hline \hline \hline \hline \\ \hline \end{array}$ and $f_{00} = \begin{array}{|c|} \hline \hline \hline \hline \hline \\ \hline \end{array}$. The morphism $f' \in Hom_{\mathcal{D}_Y}(L_2, L_1)$ is given by:

$$\begin{array}{ccccc}
 T_{11}[2] & \xleftarrow[\delta_{10}]{\delta_{01}} & T_{13}[1] & & \\
 & \searrow f'_{11} & \downarrow f'_{10} & \searrow f'_{00} & \\
 & & T_{13}[1] & \xleftarrow[\delta'_{10}]{\delta'_{01}} & T_{33}
 \end{array}$$

where $f'_{11} = \begin{array}{|c|} \hline \hline \hline \hline \hline \\ \hline \end{array}$, $f'_{10} = \hbar \begin{array}{|c|} \hline \hline \hline \hline \hline \\ \hline \end{array}$ and $f'_{00} = \begin{array}{|c|} \hline \hline \hline \hline \hline \\ \hline \end{array}$. One easily checks that

$$m_1^{Tw}(f) = 0 = m_1^{Tw}(f').$$

A.1.4

To show that the compositions $f \circ f'$ and $f' \circ f$ are each homotopic to the corresponding identity, let

$$g = f \circ f' - \hbar^2 \cdot id_{L_2}, \quad g' = f' \circ f - \hbar^2 \cdot id_{L_1}. \quad (\text{A.6})$$

We will now show that g and g' are exact in the sense of (A.2). The power of \hbar multiplying the identity elements in (A.6) is why the homomorphisms in (A.3) only

hold for $\hbar \neq 0$. For any non-zero \hbar , its value is in (A.6) immaterial: and we can set it to 1 by appropriately rescaling f, f' and g, g' . For $\hbar = 0$, we cannot.

A.1.5

The maps g and g' can be simplified, as shown:

$$\begin{array}{ccc}
 T_{11}[2] & \xrightleftharpoons[\delta_{10}]{\delta_{01}} & T_{13}[1] \\
 \downarrow g_{11} & \searrow g_{10} & \swarrow g_{01} \\
 T_{11}[2] & \xrightleftharpoons[\delta_{10}]{\delta_{01}} & T_{13}[1]
 \end{array}
 \qquad
 \begin{array}{ccc}
 T_{13}[1] & \xrightleftharpoons[\delta'_{10}]{\delta'_{01}} & T_{33} \\
 \downarrow g'_{01} & \searrow g'_{10} & \swarrow g'_{00} \\
 T_{13}[1] & \xrightleftharpoons[\delta'_{10}]{\delta'_{01}} & T_{33}
 \end{array}$$

with components

$$g_{11} = -\hbar^2 \text{||||} \qquad g_{10} = -\hbar \text{|||} \qquad g_{01} = -\hbar \text{|||} \qquad (\text{A.7})$$

$$g'_{10} = -\hbar \text{|||} \qquad g'_{01} = -\hbar \text{|||} \qquad g'_{00} = -\hbar^2 \text{||||} \qquad (\text{A.8})$$

To show that the maps g and g' are exact, we show that there exist s and s' such that

$$g = m_1^{\text{Tw}}(s), \qquad g' = m_1^{\text{Tw}}(s'), \qquad (\text{A.9})$$

Explicitly, the maps s and s' are given by

$$\begin{array}{ccc}
 T_{11}[2] & \xrightleftharpoons[\delta_{10}]{\delta_{01}} & T_{13}[1] \\
 \downarrow s_{11} & & \\
 (T_{11}[2] \xrightleftharpoons[\delta_{10}]{\delta_{01}} T_{13}[1])[-1] & &
 \end{array}
 \qquad
 \begin{array}{ccc}
 T_{13}[1] & \xrightleftharpoons[\delta'_{10}]{\delta'_{01}} & T_{33} \\
 & & \downarrow s'_{00} \\
 (T_{13}[1] \xrightleftharpoons[\delta'_{10}]{\delta'_{01}} T_{33})[-1] & &
 \end{array}$$

where $s_{11} = \hbar \text{|||}$ and $s'_{00} = \hbar \text{|||}$. One can then verify (A.9) by explicit computation.

A.2 The move for \mathfrak{su}_2

The swiping move for \mathfrak{su}_2 is the equivalence of branes $T_1 \times E_2$ and $E_2 \times T_3\{-1\}$ branes on the left and right hand sides of Fig. 49, repeated in Fig. 56 for convenience, as objects of \mathcal{D}_Y .

A.2.1

The resolution of a brane $L \in \mathcal{D}_Y$ in terms of T -branes is an ordinary complex $L \cong (L(T), \delta)$, as we have seen in section 5, since the T -brane endomorphism algebra

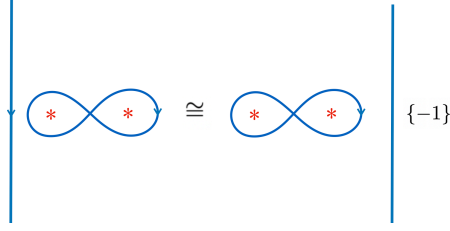


Figure 56: The “swiping move” for \mathfrak{su}_2

is concentrated in degree zero. Specializing the section A.1.1 to this case, we get the familiar statements, as follows.

Given a pair of branes in $L, L' \in \mathcal{D}_Y$ and their projective resolutions $(L(T), \delta)$ and $(L'(T), \delta')$, a morphism $\mathcal{P} \in \text{hom}_Y(L, L')$, is represented by chain map of the resolving complexes. This is a map that satisfies

$$\delta' \cdot \mathcal{P} - \mathcal{P} \cdot \delta = 0,$$

where \cdot coincides with m_2 product. Further, a pair of morphisms $\mathcal{P}, \mathcal{P}' \in \text{hom}_Y(L, L')$, are equivalent in \mathcal{D}_Y if the difference between them

$$\mathcal{P} = \mathcal{P}' + \delta' \cdot \mathcal{Q} + \mathcal{Q} \cdot \delta$$

is a null homotopic chain map, for some $\mathcal{Q} \in \text{hom}_Y(L, L'[-1])$.

A.2.2

The resolutions for the $L_1 = T_1 \times E_2$ and $L_2 = E_2 \times T_3\{-1\}$ branes on the left and right hand sides of Fig. 49, respectively are

$$\begin{aligned} L_1 &\cong T_{12}\{-1\} \xrightarrow{d_2} \begin{matrix} T_{13}\{-1\} \\ T_{11} \end{matrix} \xrightarrow{d_1} T_{12} \\ L_2 &\cong T_{23}\{-2\} \xrightarrow{d'_2} \begin{matrix} T_{33}\{-2\} \\ T_{13}\{-1\} \end{matrix} \xrightarrow{d'_1} T_{23}\{-1\} \end{aligned}$$

where $d_2 = \begin{pmatrix} \text{||||} \\ -\text{||||} \end{pmatrix}$, $d_1 = \begin{pmatrix} \text{||||} & \text{||||} \end{pmatrix}$, and $d'_2 = \begin{pmatrix} \text{||||} \\ -\text{||||} \end{pmatrix}$, $d'_1 = \begin{pmatrix} \text{||||} & \text{||||} \end{pmatrix}$.

To show homotopy equivalence, we must find chains maps f and f' , satisfying that $f' \circ f$ is homotopic to the identity on L_1 and $f \circ f'$ is homotopic to the identity on L_2 .

The chain map f is found by asking for the maps in the following diagram to commute:

$$\begin{array}{ccccc}
T_{12}\{-1\} & \xrightarrow{d_2} & T_{13}\{-1\} & \xrightarrow{d_1} & T_{12} \\
& & T_{11} & & \\
\downarrow f_2 & & \downarrow f_1 & & \downarrow f_0 \\
T_{23}\{-2\} & \xrightarrow{d'_2} & T_{33}\{-2\} & \xrightarrow{d'_1} & T_{23}\{-1\} \\
& & T_{13}\{-1\} & &
\end{array}$$

One finds easily that the components of f are $f_2 = \begin{array}{|c|} \hline \text{||||} \\ \hline \end{array}$, $f_1 = \begin{pmatrix} \begin{array}{|c|} \hline \text{||||} \\ \hline \end{array} & 0 \\ -u\hbar \begin{array}{|c|} \hline \text{|||} \\ \hline \end{array} & \begin{array}{|c|} \hline \text{||||} \\ \hline \end{array} \end{pmatrix}$ and $f_0 = \begin{array}{|c|} \hline \text{||||} \\ \hline \end{array}$. The chain map f' is found from a similar commutative diagram and has components $f'_2 = -\begin{array}{|c|} \hline \text{||||} \\ \hline \end{array}$, $f'_1 = \begin{pmatrix} -\begin{array}{|c|} \hline \text{||||} \\ \hline \end{array} & -u\hbar \begin{array}{|c|} \hline \text{|||} \\ \hline \end{array} \\ 0 & -\begin{array}{|c|} \hline \text{||||} \\ \hline \end{array} \end{pmatrix}$, and $f'_0 = -\begin{array}{|c|} \hline \text{||||} \\ \hline \end{array}$.

A.2.3

To prove that $f \circ f'$ and $f' \circ f$ are each homotopic to the identity on corresponding brane, let

$$g = f \circ f' - (u\hbar)^2 \cdot id_{L_2}, \quad g' = f' \circ f - (u\hbar)^2 \cdot id_{L_1}. \quad (\text{A.10})$$

We want to find chain homotopies s and s' such that

$$g = \delta' \circ s + s \circ \delta', \quad g' = \delta \circ s' + s' \circ \delta, \quad (\text{A.11})$$

where δ and δ' are the differentials in the resolutions of the two branes. The first of these chain homotopies is given by the following diagram:

$$\begin{array}{ccccc}
T_{23}\{-2\} & \xrightarrow{d'_2} & T_{33}\{-2\} & \xrightarrow{d'_1} & T_{23}\{-1\} \\
& & T_{13}\{-1\} & & \\
\downarrow g_2 & \swarrow s_1 & \downarrow g_1 & \swarrow s_0 & \downarrow g_0 \\
T_{23}\{-2\} & \xrightarrow{d'_2} & T_{33}\{-2\} & \xrightarrow{d'_1} & T_{23}\{-1\} \\
& & T_{13}\{-1\} & &
\end{array}$$

where g is given by

$$g_2 = -u\hbar \begin{array}{|c|} \hline \text{|||} \\ \hline \end{array} \quad g_1 = \begin{pmatrix} -u^2\hbar \begin{array}{|c|} \hline \text{|||} \\ \hline \end{array} - u^2\hbar \begin{array}{|c|} \hline \text{|||} \\ \hline \end{array} & -u\hbar \begin{array}{|c|} \hline \text{||||} \\ \hline \end{array} \\ u\hbar \begin{array}{|c|} \hline \text{|||} \\ \hline \end{array} & 0 \end{pmatrix} \quad g_0 = -u\hbar \begin{array}{|c|} \hline \text{|||} \\ \hline \end{array}.$$

The needed chain homotopy s is given by

$$s_1 = \begin{pmatrix} -u\hbar \begin{array}{|c|} \hline \text{|||} \\ \hline \end{array} & 0 \end{pmatrix} \quad s_0 = \begin{pmatrix} -u\hbar \begin{array}{|c|} \hline \text{||||} \\ \hline \end{array} \\ 0 \end{pmatrix}.$$

One can then explicitly verify that the first of two equalities in (A.10) holds. Similarly, we find that s' is given by $s'_1 = \begin{pmatrix} 0 & -u\hbar \\ u\hbar & 0 \end{pmatrix}$ and $s'_0 = \begin{pmatrix} 0 & \\ u\hbar & \end{pmatrix}$.

Provided $u\hbar \neq 0$, one can always rescale f , f' , g , and g' to set the factor $(u\hbar)^2$ to 1. This thus completes the proof that the swiping move holds in the \mathfrak{su}_2 theory. The move does not hold if either of the two components of the divisor D_O is deleted, corresponding to setting either u or \hbar to zero.

B Signs in the category of twisted complexes

The most technical aspect of the construction of a consistent assignment of signs, which allows us to obtain link homologies over \mathbb{Z} , and not merely over \mathbb{Z}_2 coefficients. The appropriate way to do this follows the familiar construction from standard treatments of derived Fukaya categories, for example in [36, 90]. In our setting, there is a slight simplification in the construction, since the algebra A is at most a differential graded algebra, and not a general A_∞ algebra. Because the sign assignments are so crucial for us, we will give a self contained summary. We will suppress equivariant gradings, since they play no role for this aspect of the story.

This section is aimed at the $\mathfrak{gl}_{1|1}$ theory, whose strands algebra is a differential graded algebra. The \mathfrak{su}_2 algebra is an ordinary associative algebra, with trivial differential, all of whose elements have Maslov degree 0 so the discussion of signs simplifies vastly.

B.1 Differential-graded algebra as an A_∞ algebra

A differential-graded algebra with multiplication $a \cdot b$ and a differential ∂ satisfying

$$\partial^2 = 0, \quad \partial(a \cdot b) = \partial(a) \cdot b + (-1)^{M(a)} a \cdot \partial(b), \quad (a \cdot b) \cdot c = a \cdot (b \cdot c), \quad (\text{B.1})$$

where $M(a)$ is the Maslov degree of a .

It originates from the A_∞ algebra underlying the Fukaya category, after we identify

$$m_1(a) = (-1)^{M(a)} \partial(a), \quad m_2(a, b) = (-1)^{M(b)} a \cdot b, \quad (\text{B.2})$$

where m_1 and m_2 are respectively, the Floer differential and product, assuming the higher A_∞ operations $m_{\ell > 2} = 0$ vanish.

Let us check, as an exercise, that the differential graded algebra relations in (B.1) coincide with the A_∞ relations. We obviously have

$$m_1(m_1(a)) = -\partial^2(a) = 0, \quad (\text{B.3})$$

and

$$\begin{aligned} m_1(m_2(a_2, a_1)) &= (-1)^{M(a_2)+2M(a_1)} \partial(a_2 \cdot a_1) \\ &= (-1)^{M(a_2)} (\partial(a_2) \cdot a_1 + (-1)^{M(a_2)} a_2 \cdot \partial(a_1)) \\ &= (-1)^{M(a_1)} m_2(m_1(a_2), a_1) - m_2(a_2, m_1(a_1)), \end{aligned} \quad (\text{B.4})$$

Finally, the associativity of the algebra is equivalent to

$$\begin{aligned} m_2(m_2(a_3, a_2), a_1) &= (-1)^{M(a_1)+M(a_2)} (a_3 \cdot a_2) \cdot a_1 \\ &= (-1)^{M(a_1)+M(a_2)} a_3 \cdot (a_2 \cdot a_1) \\ &= (-1)^{M(a_1)} m_2(a_3, m_2(a_2, a_1)). \end{aligned} \quad (\text{B.5})$$

These are indeed the A_∞ relations from [90], restricted to a theory with $m_{p>2} = 0$.

B.2 Pre-twisted complexes

A pre-twisted complex (V, δ) is

$$(V, \delta) = \left(\bigoplus_i V_i[k_i], \sum_{ij} d_{i,j} \right) \quad (\text{B.6})$$

where V_i are objects of an A_∞ category, and $\delta : V \rightarrow V[1]$ is a collection of maps

$$d_{i,j} : V_i[k_i] \rightarrow V_j[k_j + 1]. \quad (\text{B.7})$$

$d_{i,j}$ are morphisms between the objects of the A_∞ category.

A morphism between a pair of pre-twisted complexes $(V_\alpha, \delta_\alpha)$ and (V_β, δ_β) , of degree n , $A_{\alpha,\beta} : V_\alpha \rightarrow V_\beta[n]$ is simply a collection of maps $A_{\alpha,\beta} = \bigoplus_{i,j} a_{\alpha i, \beta j}$ between the summands of the form

$$a_{\alpha i, \beta j} : V_{\alpha i}[k_i] \rightarrow V_{\beta j}[k_j + n]. \quad (\text{B.8})$$

The sign assignments on the category of pre-twisted complexes are determined in [90]. (What we call the category of pre-twisted complexes is called the additive enlargement

of the A_∞ category in [90].) First, one modifies the A_∞ morphisms by replacing

$$a_{0,1} \rightarrow (-1)^{(n-1)k_0} a_{0,1}, \quad (\text{B.9})$$

whenever $a_{0,1} : V_0[k_0] \rightarrow V_1[k_1 + n]$. One further modifies the A_∞ operations by introducing an extra sign, sending

$$m_i(a_{i-1,i}, \dots, a_{0,1}) \rightarrow (-1)^{k_0} m_i(a_{i-1,i}, \dots, a_{0,1}). \quad (\text{B.10})$$

The maps $m_i^p(a_{i-1,i}, \dots, a_{0,1})$ will be understood as modifications of the standard A_∞ maps of the Fukaya category by the two additional signs from (B.9) and (B.10). The sign twisted maps satisfy the standard A_∞ relations [90].

B.3 Twisted objects

The category of twisted complexes, denoted by $\text{Tw}A$ in [90], is itself an A_∞ category, whose operations we will denote by m_ℓ^{Tw} .

Objects in the category are pre-twisted complexes (V, δ) introduced above, satisfying

$$m_1^{Tw}(\delta) \equiv m_1^p(\delta) + m_2^p(\delta, \delta) = 0. \quad (\text{B.11})$$

A morphism a of degree n from (V_1, δ_1) to (V_2, δ_2) in the category of twisted complexes, an element of $\text{hom}_{\text{Tw}(A)}(V_1, V_2[n])$, is a morphism from V_1 to $V_2[n]$ in the category of pre-twisted complexes, on which the twisted differential of $\text{Tw}A$ acts by

$$m_1^{Tw}(a) = m_1^p(a) + m_2^p(a, \delta_1) + m_2^p(\delta_2, a). \quad (\text{B.12})$$

Further, if b is a map from (V_0, δ_0) to (V_1, δ_1) of any degree,

$$m_2^{Tw}(a, b) = m_2^p(a, b), \quad (\text{B.13})$$

because we assumed A is a dga, with only m_1 and m_2 non-vanishing. If A were a general A_∞ algebra all its higher A_∞ operations would also contribute.

The derived category of the A_∞ category, or the derived Fukaya category in the text, is the cohomology category $H^0(\text{Tw}A)$, whose objects are the same as in $\text{Tw}A$, but whose morphisms are cohomology classes of m_1^{Tw} [90]. Rather than a complication, signs introduced in this section are necessary for the category of twisted

complexes $\text{Tw}A$ to have the standard sign assignments. With the added signs, the pre-twisted maps $A_{\alpha,\beta} : V_\alpha \rightarrow V_\beta[n]$ become honest cohomological degree n maps between objects in the category of twisted complexes $\text{Tw}A$.

C Signs in the differential

In this section, we explain how to assign signs to maps in δ for a brane in \mathcal{D}_Y . Having a consistent sign assignment is crucial as we want a homology theory with a \mathbb{Z} -valued homological grading. In our case, it suffices to explain how to assign signs to the differential δ_O of a brane on Y_O , which is Y with the divisor D_O deleted. Having understood how to assign signs in δ_O , the deformation corresponding to filling in D_O determines the signs in the full differential δ as well.

A special feature of the differential δ_O is that the corresponding complex is a product of one dimensional complexes, as explained in section 3. Assigning signs to a product complex is essentially a standard problem which is easily solved. The only subtlety is that, when the complex is a twisted, rather than an ordinary complex, there are additional signs that enter, sourced by signs from section B.

C.1 Signs in one dimension

We will start our discussion on Y_O which is one dimensional. As explained in section 3, a compact brane L of topology of S^1 has the resolution $(L(T), \delta_O)$ which may be described in terms of a one-dimensional periodic toric grid. The sites of the grid are the direct summands in $L(T) = \bigoplus_i T_i$, and δ_O is the collection of maps between them:

$$T_1 \longleftrightarrow T_2 \longleftrightarrow \dots \longleftrightarrow T_n \longleftrightarrow \cdot \tag{C.1}$$

We do not specify directions of arrows since they are example-dependent and irrelevant in our present discussion. The one dimensional geometry of Y_O ensures that the complex (C.1) is a linear chain of maps.

A special feature of the theory on Y_O is that the differential δ_O squares to zero for every choice of signs of the n maps in the grid. Since gauge transformations of the form $T_i \rightarrow -T_i$ do not change the brane, there is a single choice of sign that is

meaningful, given by the product of all signs in the grid. As discussed in section 4.4.5, the \mathbb{Z}_2 worth of choices of differentials for a brane of S^1 topology should correspond to the choice of the spin structure of the Lagrangian brane L which the complex $(L(T), \delta_O)$ describes.

C.1.1

If the Lie algebra is \mathfrak{su}_2 only one sign choice deforms from $Y_O = Y_{0,0}$ with both the diagonal and the punctures deleted, to $Y_{u,0}$, where only the diagonal is deleted, or to $\mathcal{Y}_{u,0}$, the upstairs space. The choice that deforms to $u \neq 0$ has a product of all the signs given by $(-1)^{1+n/2}$ where n is number of T -branes in the complex. One shows this by starting with an elementary figure eight brane, for which n is four, and considering the effect of braiding. This is in line with the identification of the \mathbb{Z}_2 choice of signs with that of the spin structures on L . The deformation $u \neq 0$, corresponds from perspective of L , to filling in the disk which the brane bounds and which picks out a unique spin structure that extends to the disk.

C.1.2

If the Lie algebra is $\mathfrak{gl}_{1|1}$ and Y is one dimensional, the corresponding a deformation does not exist. The \mathbb{Z}_2 worth of choices of signs in the full theory reflects the \mathbb{Z}_2 worth of choices spin structure on the brane whose topology is S^1 , which is not contractible in Y .

C.2 Signs in \mathfrak{su}_2 complexes

Since the complex describing the brane $(L(T), \delta_O)$ on Y_O is a product of ordinary complexes when the Lie algebra is \mathfrak{su}_2 , there is a simple, standard construction for assigning signs so that δ_O squares to zero, which works as follows.

C.2.1

The best way to describe the construction is recursive. We know how to assign signs if the brane is one dimensional. Suppose we are given a d dimensional brane $(L_d(T), \delta_d)$.

The brane has summands which are labeled by sites of a d -dimensional toric grid

$$L_d(T) = \bigoplus_{i_1, \dots, i_d} T_{i_1 \dots i_d},$$

with a product differential δ_d which squares to zero, $\delta_d^2 = 0$ (δ_d stands for δ_O for the d dimensional brane). We suppressed the gradings of the T -branes.

We will explain how to assign the signs on the product $L_{d+1} = L_d \times L_1$ of $(L_d(T), \delta_d)$ with another one-dimensional Lagrangian $(L_1(T), \delta_1)$, where

$$L_1(T) = \bigoplus_{i_{d+1}} T_{i_{d+1}}.$$

The product brane $L_{d+1}(T)$ lives on a $d+1$ -dimensional grid. We claim its differential is given by

$$\delta_{d+1} = \sum_{i_1, \dots, i_d, i_{d+1}} (-1)^{i_1 + \dots + i_d} \mathbf{1}_{i_1, \dots, i_d} \otimes \delta_{i_{d+1}} + \sum_{i_{d+1}} \delta_d \otimes \mathbf{1}_{i_{d+1}} \quad (\text{C.2})$$

The sign twist in (C.2) preserves the \mathbb{Z}_2 sign choice we made for the $d+1$ -th brane, because for a brane of S^1 topology, each one dimensional complex has an even number T -branes, and of maps connecting them, and we changed the overall sign only.

To check that the differential squares to zero, we need to show it squares to zero around every square in the grid. Per assumption, it does so for all squares that lie entirely in the first d directions, those associated with L_d . Due to the alternating sign we introduced in (C.2), it also squares to zero for squares with vertices

$$T_{i_1, \dots, i_j, \dots, i_d} \times T_{i_d}, \quad T_{i_1, \dots, i_j+1, \dots, i_d} \times T_{i_d}, \quad T_{i_1, \dots, i_j, \dots, i_d} \times T_{i_{d+1}}, \quad T_{i_1, \dots, i_j+1, \dots, i_d} \times T_{i_{d+1}}. \quad (\text{C.3})$$

which involve the $d+1$ -st direction associated to L_1 .

C.3 Signs in $\mathfrak{gl}_{1|1}$ complexes

Twisted complexes introduce additional signs which we reviewed in appendix B. For ordinary complexes, the additional sign we introduced in (C.2) suffices to ensure the differential squares to zero, because products of elements, going two ways around a square with vertices in (C.3), commute. Thinking of an ordinary complex as a special case of a twisted one, the products commute because all elements of differential have Maslov index 0.

For a twisted complex, differential consists of maps of arbitrary Maslov index. In taking products, one gets additional sources of signs which we summarized in appendix B. Due to these signs, there are additional signs that enter in forming the product complex, to get a differential δ_O that squares to zero.

C.3.1

The first source of signs comes from (B.2) which says that $a \cdot b = (-1)^{M(b)} m_2(a, b)$. For the differential δ_O of the product complex to square to zero, we need to cancel this sign.

Consider one of the new squares formed in the $d+1$ dimensional grid with vertices in (C.3). If Maslov degrees of branes $T_{i_1, \dots, i_{j+1}, \dots, i_d} \times T_{i_d}$ and $T_{i_1, \dots, i_j, \dots, i_d} \times T_{i_{d+1}}$, located at a pair of opposite vertices of the square, are both odd or both even, then the sign in (B.2) does not introduce any new signs, and the differential squares to zero as before. If however one is odd, the other even, the product of maps around the square anti-commutes, instead of commuting, and we have a sign that needs cancelling.

To cancel the sign, it suffices to multiply every map in the complex by $(-1)^{M(T)}$ where $M(T)$ is the Maslov index of the thimble T at the grid site where the map lands at. If Maslov degrees of $T_{i_1, \dots, i_{j+1}, \dots, i_d} \times T_{i_d}$ and $T_{i_1, \dots, i_j, \dots, i_d} \times T_{i_{d+1}}$ branes are both odd, or both even, the new sign introduces an even number of sign changes around the square, so nothing changes. If Maslov index of one brane is even and the other odd, we get an extra minus sign which cancels the sign from (B.2) and which ensures the new differential squares to zero. The signs in the differential are no longer of the simple form in (C.2), but they are a simple modification of it.

C.3.2

There are two more sources of signs in the differential of the twisted complex, due to the fact the ordinary A_∞ products get replaced with the twisted ones from section B.2. One can show that both of these additional sign contributes equally to the two paths around the square with vertices (C.3). As a result, it does not lead to any further modification of the differential δ_O from previous subsection.

References

- [1] M. Aganagic, "Knot Categorification from Mirror Symmetry, *Part I: Coherent Sheaves*", arXiv:2004.14518.
- [2] M. Aganagic, "Knot Categorification from Mirror Symmetry, *Part II: Lagrangians*", arXiv:2105.06039.
- [3] M. Aganagic, "Knot Categorification from Mirror Symmetry, *Part III: String theory origins*", to appear.
- [4] M. Aganagic, "Homological Knot Invariants from Mirror Symmetry," [arXiv:2207.14104 [math.GT]].
- [5] M. Aganagic, I. Danilenko, Y. Li, P. Zhou and V. Shende, "Hecke algebras from Floer homology in Coulomb branches," to appear.
- [6] M. Aganagic, E. Frenkel and A. Okounkov, "Quantum q -Langlands Correspondence," *Trans. Moscow Math. Soc.* **79**, 1-83 (2018), arXiv:1701.03146.
- [7] M. Aganagic, M. McBreen, V. Shende and P. Zhou, to appear.
- [8] M. Aganagic and A. Okounkov, "Elliptic stable envelopes," *J. Am. Math. Soc.* **34** (2021) no.1, 79-133 [arXiv:1604.00423 [math.AG]].
- [9] M. Aganagic and A. Okounkov, "Quasimap counts and Bethe eigenfunctions," *Moscow Math. J.* **17** (2017) no.4, 565-600 [arXiv:1704.08746 [math-ph]].
- [10] M. Aganagic and S. Tamagni, "Stable envelopes for Verma modules from vortex moduli spaces," to appear.
- [11] J. W. Alexander, "Topological invariants of knots and links". *Transactions of the American Mathematical Society.* 30 (1923): 275–306.
- [12] P. S. Aspinwall *et al.*, "Dirichlet branes and mirror symmetry," 681 pages, *Clay Mathematics Monographs*, 4 Providence, RI: AMS (2009)
- [13] D. Auroux, "A beginner's introduction to Fukaya categories", arXiv:1301.7056.

- [14] D. Auroux, “Fukaya categories of symmetric products and bordered Heegaard-Floer homology.” arXiv: 1001.4323.
- [15] D. Auroux, “Fukaya categories and bordered Heegaard-Floer homology”, arXiv:1003.2962.
- [16] D. Auroux, “Special Lagrangian fibrations, wall-crossing, and mirror symmetry”, arXiv:0902.1595.
- [17] D. Bar-Natan, “On Khovanov’s categorification of the Jones polynomial”, Algebraic and Geometric Topology Volume 2 (2002) 337–370.
- [18] S. Bigelow, “A homological definition of the Jones polynomial”, Geom. & Top. Monogr. 4, 29-41, 2002. math.GT/0201221.
- [19] S. Bigelow, “A homological definition of the HOMFLY polynomial”, Algebr. Geom. Topol. 7(3): 1409-1440 (2007)
- [20] R. Bezrukavnikov, D. Kaledin, ”Fedosov quantization in positive characteristic,” 2005, arXiv:math/0501247.
- [21] R. Bezrukavnikov, “Noncommutative Counterparts of the Springer Resolution,” math/0604445.
- [22] J. Birman, “On the stable equivalence of plat representations of knots and links”, Canad. J. Math. 28 (1976), no. 2, 264-290.
- [23] A. Caldararu, “Derived categories of sheaves: a skimming,” arXiv:math/0501094.
- [24] S. Cautis, J. Kamnitzer, “Knot homology via derived categories of coherent sheaves I, $sl(2)$ case”, 2007, arXiv:math/0701194
- [25] S. Cautis, J. Kamnitzer, “Knot homology via derived categories of coherent sheaves II, sl_m case”, J. 2008, Inventiones Mathematicae, 174, 165.
- [26] C.-H. Cho, “Holomorphic disc, spin structures and Floer cohomology of the Clifford torus”, arXiv.math/0308224

- [27] C.-H. Cho and Y.-G. Oh, “Floer cohomology and disc instantons of Lagrangian torus fibers in Fano toric manifolds,” *Asian J. Math.* **10** (2006), arXiv:math/0308225.
- [28] L. Crane and I. Frenkel, “Four-dimensional topological field theory, Hopf categories, and the canonical bases,” *J. Math. Phys.* **35** (1994), hep-th/9405183.
- [29] I. Danilenko, “Slices of the Affine Grassmannian and Quantum Cohomology”, PhD thesis, Columbia University.
- [30] V. G. Drinfeld, “Quasi-Hopf Algebras and Knizhnik-Zamolodchikov Equations”. In: Belavin A.A., Klimyk A.U., Zamolodchikov A.B. (eds) *Problems of Modern QFT*, Research Reports in Phys. Springer, (1989).
- [31] P. Etingof, I. Frenkel, and A. A. Kirillov, Jr., “Lectures on representation theory and Knizhnik-Zamolodchikov equations”, *Math. Surveys and Monographs*, vol. 58, Amer. Math. Soc., Providence, RI, 1998, 198 pp.
- [32] P. Etingof, N. Geer, “Monodromy of trigonometric KZ equations”, arXiv:math/0611003.
- [33] B. Feigin, E. Frenkel, “A family of representations of affine Lie algebras”, *Uspekhi Matem. Nauk*, 43:5 (1988), [English translation: *Russ. Math. Surv.*, 43:5 (1988)].
- [34] A. Floer, “Morse Theory For Lagrangian Intersections”, *J. Diff. G.* 28 (1988).
- [35] I.B. Frenkel, N.Yu. Reshetikhin, “Quantum affine algebras and holonomic difference equations,” *Comm. Math. Phys.* **146** (1992) 1-60.
- [36] K. Fukaya, “Floer Homology and Mirror Symmetry II”, *Advanced Studies in Pure Mathematics* 34, 2002 *Minimal Surfaces, Geom. Ana. and Symp. Geom.*
- [37] K. Fukaya, Y.-G. Oh, H. Ohta and K. Ono, *Lagrangian intersection Floer theory-anomaly and obstruction*, Kyoto University preprint, 2000.
- [38] D. Gaiotto and E. Witten, “Knot Invariants from Four-Dimensional Gauge Theory,” *Adv. Theor. Math. Phys.* **16** (2012) no.3, arXiv:1106.4789.

- [39] D. Gaiotto, G. W. Moore and E. Witten, “Algebra of the Infrared: String Field Theoretic Structures in Massive $\mathcal{N} = (2, 2)$ Field Theory In Two Dimensions,” arXiv:1506.04087.
- [40] D. Galakhov and G. W. Moore, “Comments On The Two-Dimensional Landau-Ginzburg Approach To Link Homology,” arXiv:1607.04222.
- [41] R. Gopakumar and C. Vafa, “M theory and topological strings. 1. and 2.,” hep-th/9809187 and hep-th/9812127.
- [42] S. Gukov, A. S. Schwarz and C. Vafa, “Khovanov-Rozansky homology and topological strings,” *Lett. Math. Phys.* **74** (2005), arXiv:hep-th/0412243].
- [43] P. Hilton, U. Stammbach, “A course in homological algebra,” Springer-Verlag, New York, 1971, Graduate Texts in Mathematics, Vol. 4.
- [44] K. Hori, A. Iqbal and C. Vafa, “D-branes and mirror symmetry,” hep-th/0005247.
- [45] K. Hori, “Mirror symmetry and quantum geometry,” arXiv:hep-th/0207068.
- [46] M. Herbst, K. Hori, D. Page, “Phases Of $N=2$ Theories In $1+1$ Dimensions With Boundary,” arXiv:0803.2045
- [47] N. Ishtiaque, S. F. Moosavian, S. Raghavendran and J. Yagi, “Superspin chains from superstring theory,” *SciPost Phys.* **13** (2022) no.4, 083, arXiv:2110.15112.
- [48] V. F. R. Jones, “A polynomial invariant for knots via von Neumann algebras”, *Bull. Amer. Math. Soc.* 12.
- [49] V. G. Kac, “Lie Superalgebras,” *Adv. Math.* **26** (1977).
- [50] M. Khovanov, “A categorification of the Jones polynomial”, *Duke Math. J.* 101 (2000), no. 3.
- [51] M. Khovanov, “Link homology and categorification”, arXiv:math/0605339.
- [52] M. Khovanov, A. D. Lauda, “A diagrammatic approach to categorification of quantum groups” I. arXiv:0803.4121.

- [53] M. Khovanov, A. D. Lauda, “A diagrammatic approach to categorification of quantum groups” II. arXiv:0804.2080.
- [54] M. Khovanov, L. Rozansky, “Matrix factorizations and link homology”, arXiv.math/0401268.
- [55] M. Khovanov, L. Rozansky, “Matrix factorizations and link homology II”, arXiv.math/0505056.
- [56] M. Khovanov, P. Seidel, “Quivers, Floer cohomology, and braid group actions”, math/0006056; J. Amer. Math. Soc. 15 (2002), no. 1.
- [57] V. G. Knizhnik and A. B. Zamolodchikov, “Current Algebra and Wess-Zumino Model in Two-Dimensions,” Nucl. Phys. **B247** (1984).
- [58] T. Kohno, “Monodromy representations of braid groups and Yang Baxter equations”. Ann. Inst. Fourier 37, 139–160 (1987)
- [59] M. Kontsevich, “Homological Algebra of Mirror Symmetry,” Chatterji, S.D. (eds) Proc. of the ICM, 1994. Birkhäuser, arXiv:alg-geom/9411018.
- [60] R. J. Lawrence, “Homology representations of braid groups”, D.Phil. Thesis, University of Oxford (June 1989).
- [61] R. J. Lawrence, “A functorial approach to the one-variable Jones Polynomial”, J. Diff. Geom. 37 (1993) 689–710.
- [62] R. J. Lawrence, “The homological approach applied to higher representations,” Harvard preprint (1990), available at <http://www.ma.huji.ac.il/~ruthel/>
- [63] R. Lipshitz, “A cylindrical reformulation of Heegaard Floer homology,” Geom. Topol., 10:955–1097, 2006.
- [64] R. Lipshitz, P. Ozsvath, D. Thurston, “Bordered Heegaard Floer homology: invariance and pairing,” arXiv:0810.0687.
- [65] A. Litvinov and L. Spodyneiko, “On W algebras commuting with a set of screenings,” JHEP **11** (2016), 138, arXiv:1609.06271.

- [66] C. Manolescu, P. S. Ozsvath, and S. Sarkar, “A combinatorial description of knot Floer homology”, *Ann. of Math. (2)* 169 (2009), no. 2.
- [67] C. Manolescu, “Nilpotent slices, Hilbert schemes, and the Jones polynomial,” arXiv:math/0411015.
- [68] C. Manolescu, “An introduction to knot Floer homology.” arXiv:1401.7107.
- [69] D. Maulik and A. Okounkov, “Quantum Groups and Quantum Cohomology,” arXiv:1211.1287.
- [70] N. Nekrasov and S. Shatashvili, “Supersymmetric vacua and Bethe ansatz”, *Nuclear Phys. B Proc. Suppl.* 192/193 (2009).
- [71] N. Nekrasov, “Superspin chains and supersymmetric gauge theories,” *JHEP* **03** (2019), 102 arXiv:1811.04278.
- [72] H. Ooguri and C. Vafa, “Knot invariants and topological strings,” *Nucl. Phys.* **B577** (2000), arXiv:hep-th/9912123.
- [73] Y.-G. Oh and K. Fukaya, “Floer homology in symplectic geometry and mirror symmetry”, *Proceedings for ICM 2006 Madrid*.
- [74] T. Ohtsuki, “Quantum Invariants”, World Scientific, 2002.
- [75] A. Okounkov, “Lectures on K-theoretic computations in enumerative geometry,” arXiv:1512.07363.
- [76] A. Okounkov and A. Smirnov, “Quantum difference equation for Nakajima varieties,” *Invent. Math.* **229** (2022) no.3, arXiv:1602.09007.
- [77] A. Okounkov, “Enumerative geometry and geometric representation theory”. arXiv:1701.00713
- [78] A. Okounkov, “Nonabelian stable envelopes, vertex functions with descendents, and integral solutions of q -difference equations,” arXiv:2010.13217.
- [79] P. S. Ozsvath and Z. Szabo, “Holomorphic disks and topological invariants for closed three-manifolds”, arXiv:math/0101206.

- [80] P. S. Ozsvath and Z. Szabo, “Holomorphic disks and three-manifold invariants: properties and applications”, arXiv:math/0105202.
- [81] P. S. Ozsvath and Z. Szabo, “ Holomorphic disks, link invariants and the multi-variable Alexander polynomial”, Algebraic & Geometric Topology 8 (2008).
- [82] P. S. Ozsvath and Z. Szabo, “An overview of knot Floer homology,” arXiv:1706.07729.
- [83] P. S. Ozsvath and Z. Szabo, “Algebras with matchings and link Floer homology,” arXiv:2004.07309.
- [84] J. A. Rasmussen, “Floer homology and knot complements,” PhD thesis, Harvard University, 2003.
- [85] N. Yu. Reshetikhin and V. G. Turaev, “Ribbon graphs and their invariants derived from quantum groups”, Comm. Math. Phys. 127(1): 1-26 (1990).
- [86] R. Rimanyi and L. Rozansky, “New Quiver-Like Varieties and Lie Superalgebras,” Commun. Math. Phys. **400** (2023) no.1, arXiv:2105.11499.
- [87] R. Rouquier, “2-Kac-Moody algebras,” arXiv:0812.5023.
- [88] V. Schechtman and A. Varchenko, “Quantum groups and homology of local systems,” in Alg. Geom. and Anal. Geom., ICM-90 Sat. Conf. Proceedings, Springer, 1991.
- [89] V. Schechtman and A. Varchenko, “Arrangements of hyperplanes and Lie algebra homology,” in Inventiones mathematicae 106, 139-194 (1991)
- [90] P. Seidel, “Fukaya categories and Picard-Lefschetz theory”, 2007, book, 292 pp., Vol. 10 of Zurich lectures in advanced mathematics.
- [91] P. Seidel, “Fukaya categories and deformations”, arXiv:math/0206155, To appear in the Proceedings of the Beijing ICM.
- [92] P. Seidel, I. Smith, ”A link invariant from the symplectic geometry of nilpotent slices,” math/0405089.

- [93] P. Seidel, J. P. Solomon, “Symplectic cohomology and q-intersection numbers”, arXiv:1005.5156
- [94] R. P. Thomas, “An exercise in mirror symmetry”, Proceedings of the International Congress of Mathematicians, Hyderabad, India, 2010.
- [95] B. Webster, “Knot invariants and higher representation theory”, arXiv:1309.3796.
- [96] B. Webster, “Coherent sheaves and quantum Coulomb branches I: tilting bundles from integrable systems,” arXiv:1905.04623.
- [97] B. Webster, “Coherent sheaves and quantum Coulomb branches II: quiver gauge theories and knot homology,” to appear.
- [98] E. Witten, “Supersymmetry and Morse Theory”, J. Diff. Geom., 17 (1982).
- [99] E. Witten, “Quantum Field Theory and the Jones Polynomial,” Commun. Math. Phys. **121** (1989) 351.
- [100] E. Witten, “Analytic Continuation Of Chern-Simons Theory,” AMS/IP Stud. Adv. Math. **50** (2011), arXiv:1001.2933.
- [101] E. Witten, “Fivebranes and Knots,” arXiv:1101.3216.