

Comment on “Atomic structure and electron impact excitation of Al-like ions (Ga–Br)” by HB Wang and G Jiang in *At. Data Nucl. Data Tables* 148 (2022) 101532

Kanti M. Aggarwal^{a,*}, Ken W. Smith^a

^a*Astrophysics Research Centre, School of Mathematics and Physics, Queen’s University Belfast, Belfast BT7 1NN, Northern Ireland, UK*

Abstract

In a recent paper, Wang and Jiang (*At. Data Nucl. Data Tables* 148 (2022) 101532) have reported data for energy levels, radiative rates (A-values), and effective collision strengths (Υ) for some transitions of five Al-like ions, namely Ga XIX, Ge XX, As XXI, Se XXII, and Br XXIII. On a closer examination we find that their reported data for energy levels and A-values are generally correct, but not for Υ . Their Υ values, for all transitions (allowed or forbidden) and for all ions, invariably decrease at higher temperatures. This is mainly because they have adopted a limited range of electron energies for the calculations of collision strengths. We demonstrate this with our calculations with the Flexible Atomic Code (FAC), and conclude that their Υ values are inaccurate, unreliable, and should not be adopted in any applications or modelling analysis.

Received 28 April 2023; Accepted 17 May 2023

Keywords: Al-like ions, energy levels, radiative rates, collision strengths, effective collision strengths

arXiv:2305.11704v1 [physics.atom-ph] 19 May 2023

*Corresponding author.

Email address: K.Aggarwal@qub.ac.uk (Kanti M. Aggarwal)

¹*E-mail address:* K.W.Smith@qub.ac.uk

Contents

1. Introduction	2
2. Energy levels and radiative rates	3
3. Collision strengths and effective collision strengths	4
4. Conclusions	4
References	15

1. Introduction

Atomic data, including energy levels, radiative rates (A -values), collision strengths (Ω), and effective collision strengths (Υ) are required for a wide range of ions for applications and modelling of a variety of plasmas, such as solar, astrophysical and fusion. For many ions such data are reliably available in the literature, but for some are not. To fulfil the gap, Wang and Jiang [1] have recently reported data for these parameters for five Al-like ions, namely Ga XX, Ge XX, As XXI, Se XXII, and Br XXIII. For the calculations of energy levels and A -values, they have adopted the GRASP (general-purpose relativistic atomic structure package) code. This is a fully relativistic code and was originally developed by Grant et al. [2], but has since undergone through multiple revisions. For the most recent version and its manual, see Jönsson et al. [3].

For the calculations of collisional data, i.e. Ω and Υ , Wang and Jiang [1] have adopted the Dirac atomic R -matrix code (DARC). This is also a fully relativistic code, is compatible with GRASP, and was developed by P.H. Norrington and I.P. Grant. The code has never been published but is freely available at the website: http://amdpp.phys.strath.ac.uk/UK_APAP/codes.html. Furthermore, they have resolved resonances for the calculations of Ω , and subsequently of Υ . The resonances often significantly contribute to the determination of Υ values, particularly for the forbidden transitions, and towards the lower end of the temperature ranges. Therefore, in principle, their calculations should be the most accurate available to date. Unfortunately, this is not true as discussed below.

Wang and Jiang [1] have not reported numerical data for Ω , except showing graphically for a few transitions in their figs. 3–5, and that too in a very limited energy range below 140 Ryd. However, in their tables 11–15 they have reported Υ values for transitions from the lowest two levels ($^2P_{1/2}^o$ and $^2P_{3/2}^o$) of the ground configuration $3s^23p$ to higher excited levels, up to 30 – see Table A for the specific levels. The Υ values are listed over a wide range of temperatures, up to 10^8 K, but *decrease* for all transitions towards the higher end of T_e , and this is irrespective of the type of a transition, i.e. allowed, forbidden or inter-combination. This is further confirmed by their figs. 6 and 7, and note particularly the sharp fall (up to a factor of 5) in Υ values for the 1–11 ($3s^23p\ ^2P_{1/2}^o - 3s^23d\ ^2D_{3/2}$) allowed transition in the left panel of fig. 6 for Ga XIX, As XXI and Br XXIII – see also present Figs. 1e–5e. This is not a normal behaviour as the Ω values for allowed transitions are known to increase with increasing energy ($\Omega \sim (4\omega_i f / \Delta E_{ij}) \times \log(E)$, where ω_i is the statistical weight of the lower level i , f and ΔE_{ij} are the oscillator strength and transition energy, respectively, and E is the incident electron energy), and subsequently therefore the Υ values too increase with increasing T_e . Interestingly, Wang and Jiang [1] have themselves recognised this fact by stating that “For dipole-allowed transitions, the collision strength diverges logarithmically as the energy tends to infinity; for non- dipole-allowed transitions, it tends to a constant and for forbidden transitions,

the collision strength shows a decreasing tendency in the infinite energy limit.”, and yet they have not followed these trends for the Υ values, although they have shown increasing values of Ω , in a limited energy range below 140 Ryd, for some allowed transitions in their figs. 3 and 5.

The reason for decreasing values of Υ of Wang and Jiang [1] with increasing T_e is not difficult to understand. This is because they have calculated values of Ω up to 4 times the ionization energy of an ion, i.e. up to a maximum of 280 Ryd, or more specifically up to about 200, 220, 240, 260, and 280 Ryd for Ga XIX, Ge XX, As XXI, Se XXII, and Br XXII, respectively. These limited energies are *not* sufficient to calculate Υ values up to a temperature of 10^8 K, which is equivalent to about 633.37 Ryd. Since neither have they calculated Ω values up to higher enough energies (say up to about 2000 Ryd) nor have they extrapolated their data to higher energies, their Υ values sharply decrease at higher temperatures, and hence are *incorrect*.

2. Energy levels and radiative rates

For the calculations of wavefunctions, and subsequently the energy levels and A-values, Wang and Jiang [1] have included expansion among 15 configurations, namely $3s^23p$, $3s3p^2$, $3s^23d$, $3s3p^2$, $3s3d^2$, $3p^3$, $3s3p3d$, $3s^24\ell$, and $3s3p4\ell$. An ‘extended average level’ (EAL) approximation has been adopted in which the weighted (proportional to $2j+1$) trace of the Hamiltonian matrix is minimized. This approximation generally gives a fairly accurate estimate of the energies for most levels, and is confirmed by the comparisons shown for a few levels in their table A, between their calculated results and the compilations of experimental energies, available on the NIST (National Institute of Standards and Technology) website <http://www.nist.gov/pml/data/asd.cfm>. Furthermore, there are no appreciable discrepancies with the other available theoretical results – see their tables 1–5, in which energies are listed for the lowest 82 levels although the above noted 15 configurations generate 163 in total.

In our calculations with the Flexible Atomic Code (FAC) of Gu [4], available on the website <https://www-amdis.iaea.org/FAC/>, we have included the same 15 configurations as by Wang and Jiang [1]. Since their A-values are restricted to the lowest 40 levels, and those of Υ to only 30, in Table A we compare our calculated energies with their GRASP calculations for the lowest 30 levels alone, but for all 5 ions, namely Ga XIX, Ge XX, As XXI, Se XXII, and Br XXII. This comparison confirms that there are no appreciable discrepancies between the two sets of calculated energies, although there are a few minor differences in some (closely lying) level orderings – see for example, levels 20/21 and 26/27 of Ga XIX. However, these minor differences will not affect our subsequent calculations, comparisons or conclusions, because our focus is mainly on the Υ values.

Since Ω values for allowed transitions generally increase with increasing energy, are mostly dependent on oscillator strengths and transition energies, as already stated, often have larger magnitudes, and are not normally dominated in the thresholds region by resonances (if any), it is much easier to compare this parameter (and subsequently Υ) between any two calculations. For this reason, in Table B we list the A-Values of Wang and Jiang [1] for 5 allowed transitions from the lowest two levels of the ground configuration $3s^23p$ of Ga XIX, Ge XX, As XXI, Se XXII, and Br XXII. To be specific these transitions are: 1–6 ($3s^23p \ ^2P_{1/2}^o - 3s3p^2 \ ^2D_{3/2}$), 1–8 ($3s^23p \ ^2P_{1/2}^o - 3s3p^2 \ ^2P_{1/2}$), 1–9 ($3s^23p \ ^2P_{1/2}^o - 3s3p^2 \ ^2S_{1/2}$), 1–10 ($3s^23p \ ^2P_{1/2}^o - 3s3p^2 \ ^2P_{3/2}$), 1–11 ($3s^23p \ ^2P_{1/2}^o - 3s^23d \ ^2D_{3/2}$), 2–6 ($3s^23p \ ^2P_{3/2}^o - 3s3p^2 \ ^2D_{3/2}$), 2–7 ($3s^23p \ ^2P_{3/2}^o - 3s3p^2 \ ^2D_{5/2}$), 2–9 ($3s^23p \ ^2P_{3/2}^o - 3s3p^2 \ ^2S_{1/2}$), 2–10 ($3s^23p \ ^2P_{3/2}^o - 3s3p^2 \ ^2P_{3/2}$), and 2–11 ($3s^23p \ ^2P_{3/2}^o - 3s^23d \ ^2D_{3/2}$). Our corresponding results with FAC for both A- and f- values are also listed in this table for a ready comparison. For all these transitions, and many more not listed here, there are no appreciable discrepancies between the two calculations. As a result of this, the subsequent values of Ω and Υ should also be comparable at all energies and temperatures, respectively.

3. Collision strengths and effective collision strengths

The Ω values are often averaged over a *Maxwellian* distribution of electron velocities to determine the corresponding Υ values – see eq. (1) of [1]. In Figs. 1–5 (a and b) we show the Υ values of Wang and Jiang [1] for the 10 transitions, listed in Table B, for all 5 Al-like ions, Ga XIX, Ge XX, As XXI, Se XXII, and Br XXII. For all transitions their Υ values invariably decrease (that too sharply by up to a factor of 5) particularly at $T_e > 10^7$ K. Additionally, for some transitions, such as 1–11 of As XXI and Se XXII, their Υ values show an anomalous behaviour at some temperatures, as shown in Figs. 3a and 4a. This is because they have prepared their tables by hand and as a result the Υ values have been quoted lower by an order of magnitude. Similar anomalies were also detected in their earlier work on N-like ions [5] – see [6] for details. As a result of this their reported data for Υ values cannot be confidently used in any application.

In Figs. 1–5 (c and d) we show our results of Ω with the FAC code, which is fully relativistic and calculates collisional data with the *distorted-wave* (DW) method. It has been demonstrated in several of our earlier papers (see [7] and [8] for examples and references) that the results for Ω are often comparable with those with DARC for most of the transitions, particularly at energies above thresholds. As expected, values of Ω vary smoothly and increase with increasing energy, for all allowed transitions and for all ions. Subsequently, we expect a similar behaviour of Υ values, which is further confirmed in Figs. 1–5 (e and f) for the 10 transitions of all 5 Al-like ions under discussion. By the comparisons shown in these figures, it is estimated that the Υ values reported by Wang and Jiang [1] are underestimated by up to (almost) an order of magnitude, particularly towards the higher end of the temperature range. Furthermore, there are a few more anomalies in the Υ data of [1]. For example, as seen in their tables 6–10, A- (and hence the f-) values for the 2–7 transitions are higher than for 2–8, by up to three orders of magnitude (depending on the ion), but their Υ values are in the reverse orders, as seen in their tables 11–15. This is in spite of the fact that energies for these transitions are comparable within about 10%. For this reason, the Υ values of Wang and Jiang [1] shown in Figs. 1f–5f for the 2–7 transitions are in fact for 2–8.

4. Conclusions

In this paper we have compared our atomic data for energy levels, radiative rates and effective collision strengths with those of Wang and Jiang [1], for 5 Al-like ions, namely Ga XIX, Ge XX, As XXI, Se XXII, and Br XXII. There are mainly two differences between the present and the earlier calculations. Firstly, they have adopted the GRASP code for the determinations of energy levels and A-values, and subsequently DARC for the calculations of Ω and Υ . On the other hand, we have adopted the FAC code which determines all parameters, but in a similar relativistic manner. However, the differences in the two codes do not generally affect the calculations of these parameters, for most levels and/or transitions. This is also confirmed by the comparisons shown in Tables A and B. Conversely, it can be confidently said that there are no significant anomalies in the energy levels and A-values of [1]. The other difference is in the determination of Υ values, because they have resolved resonances in Ω in the thresholds energy regions, whereas we have not. However, their contributions are mostly noticeable for forbidden (and some inter-combination) transitions, *and* at lower temperatures. At high temperatures ($\geq 10^6$ K) where the data for Υ are mostly required for these ions, particularly for applications in fusion plasmas, the contributions of resonances are (almost) negligible. Therefore, results from the two different codes should be comparable for Υ values, especially at high(er) temperatures. Unfortunately, this is not the case. Values of Υ reported by Wang and Jiang [1] are underestimated by up to an order of magnitude! This is mainly because they have calculated

Figure 1a. Effective collision strengths for transitions of Ga XIX.

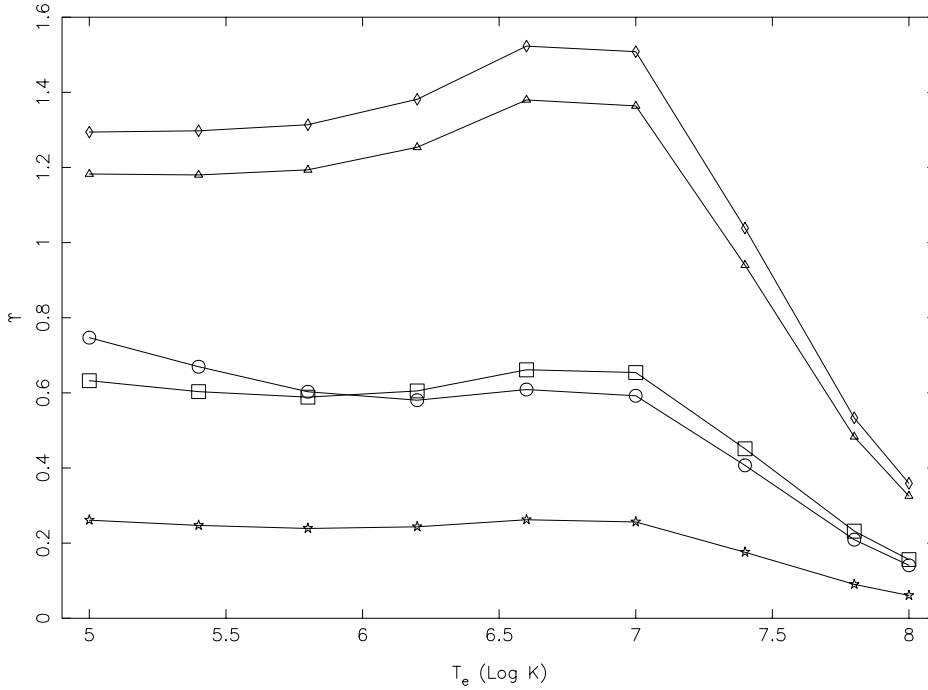


Fig. 1:

values of Ω in a limited energy range (up to 280 Ryd, depending on the ion), but have determined Υ up to about 630 Ryd (10^8 K). As a results of this, their Υ values decrease for *all types of* transitions at higher temperatures.

Apart from the major errors in the Υ values of Wang and Jiang [1], there are a few more anomalies. For some transitions and at some temperatures their Υ values are incorrectly listed, and are lower by an order of magnitude. This is because they have prepared the tables by hand rather than generating through computer. Similarly, for some transitions (such as 2–7 and 2–8) their A- and Υ values are incompatible, and are in reverse order. Furthermore, they have performed calculations among 163 levels of 15 configurations, but have reported only limited data, mostly for transitions from the lowest two levels to up to 30. This hampers applications in modelling of plasmas, because a complete set of data for all transitions are preferred and useful. Since the reported data of Wang and Jiang [1] are anyway erroneous, it is advised to use Υ data from FAC till better calculations can be performed. The FAC code is fairly reliable, is highly efficient, is easy to use, and is freely available. Therefore, potential users may either generate data themselves or can obtain from the first author on request.

Calculations of collisional data with DARC, or other versions of the R-matrix code, are a preferred choice because of the inclusion of resonances in the determination of Υ values. However, such calculations are time consuming, require large computational resources, and more importantly, require expertise, training or supervision, because a number of checks at several stages are desired to assess the accuracy of the data. In the absence of that chances of error/s remain as has been highlighted and explained in several of our earlier papers, see in particular [7],[8]. We hope more accurate collisional data for Al-like ions will be available in the future.

Acknowledgments

We thank Dr. Robert Ryans for his help in providing computational facilities.

Figure 1b. Effective collision strengths for transitions of Ga XIX.

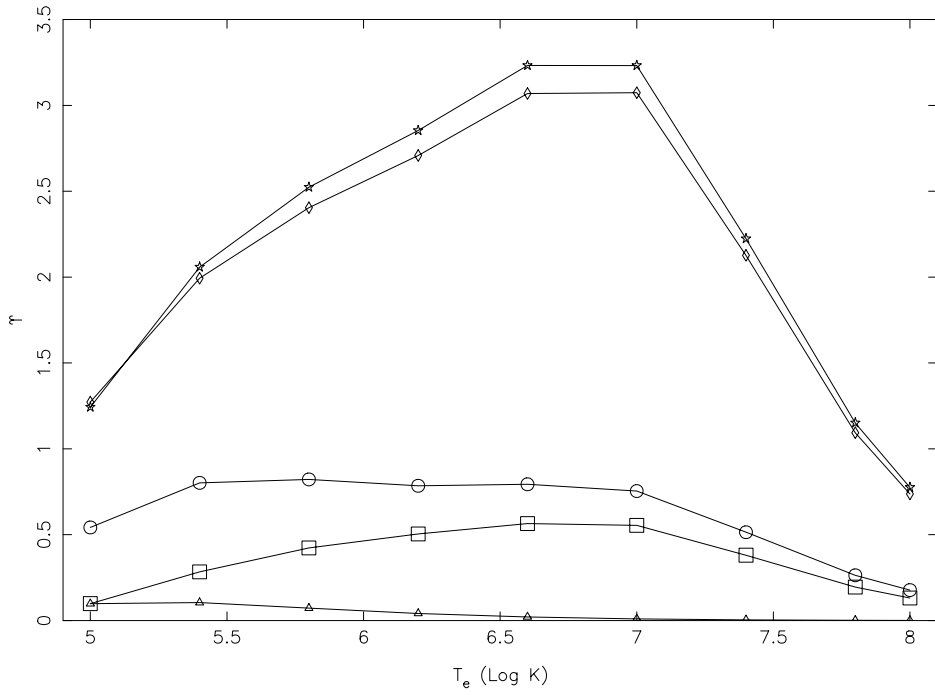


Fig. 1:

Figure 1c. Collision strengths for transitions of Ga XIX.

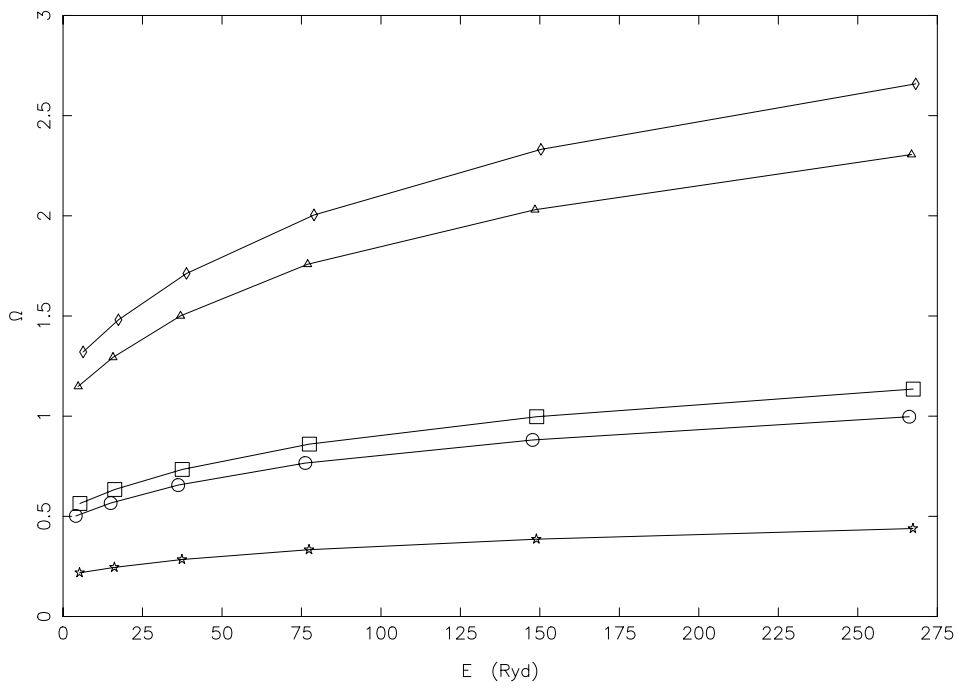


Fig. 1:

Figure 1d. Collision strengths for transitions of Ga XIX.

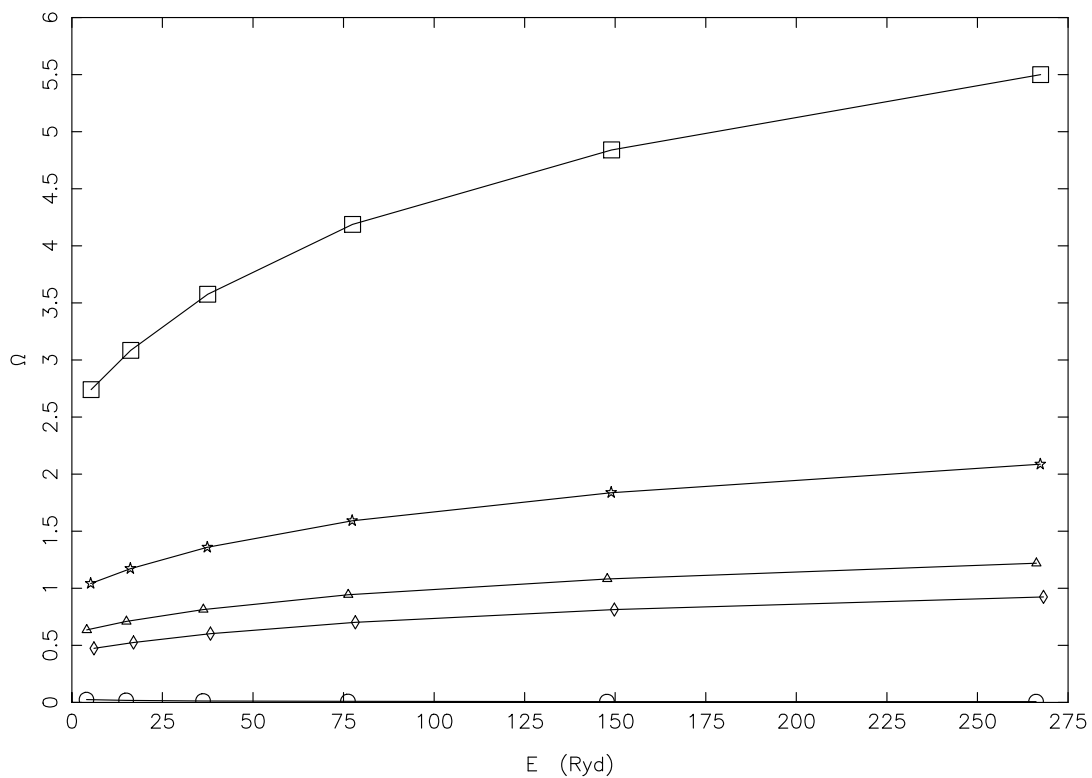


Fig. 1:

Figure 1e. Effective collision strengths for transitions of Ga XIX.

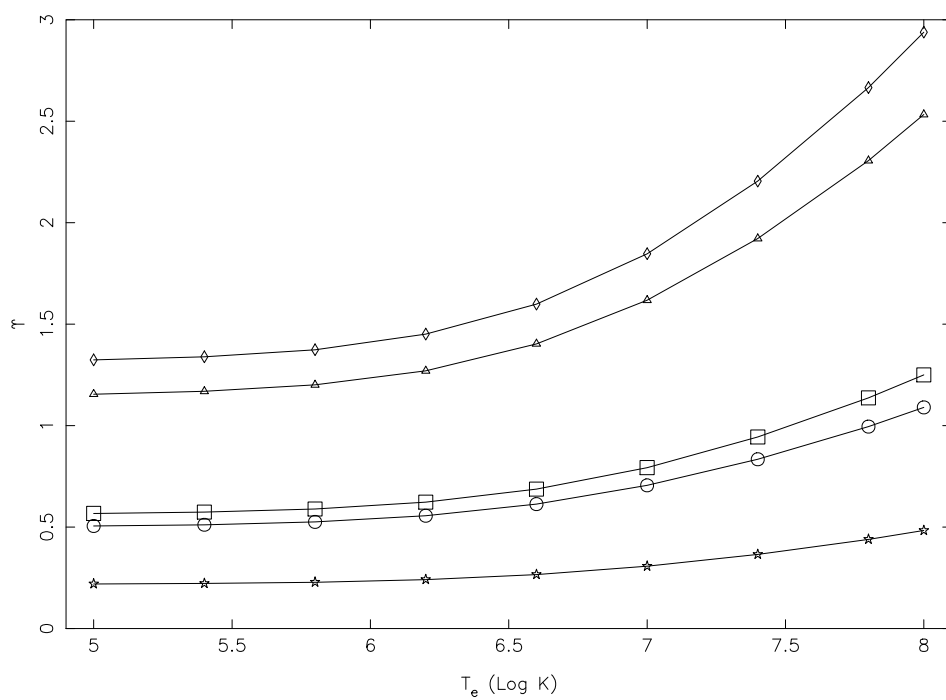


Fig. 1:

Figure 1f. Effective collision strengths for transitions of Ga XIX.

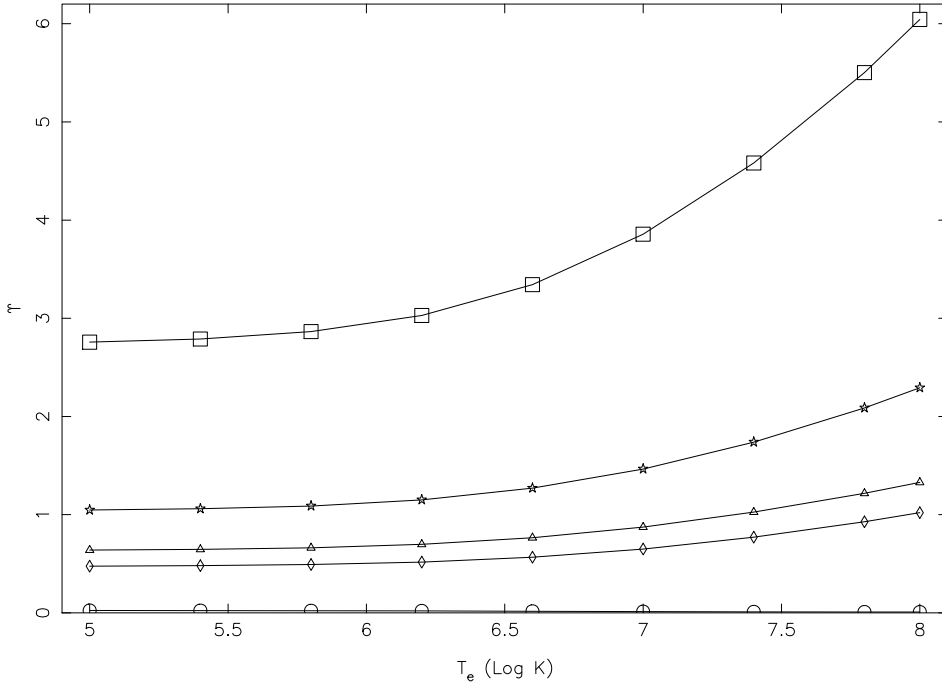


Fig. 1: Effective collision strengths of [1] (a): from the ground level (1: $3s^23p^2P_{1/2}^o$) to the excited levels (6; circles: $3s3p^2^2D_{3/2}$, 8; triangles: $3s3p^2^2P_{1/2}$, 9; stars: $3s3p^2^2S_{1/2}$, 10; squares: $3s3p^2^2P_{3/2}$, and 11; diamonds: $3s^23d^2D_{3/2}$) of Ga XIX. Corresponding data in (b) are from the level 2 ($3s^23p^2P_{3/2}^o$). In (c) and (d) are our collision strengths with FAC and in (e) and (f) the effective collision strengths for the same corresponding transitions.

Figure 2a. Effective collision strengths for transitions of Ge XX.

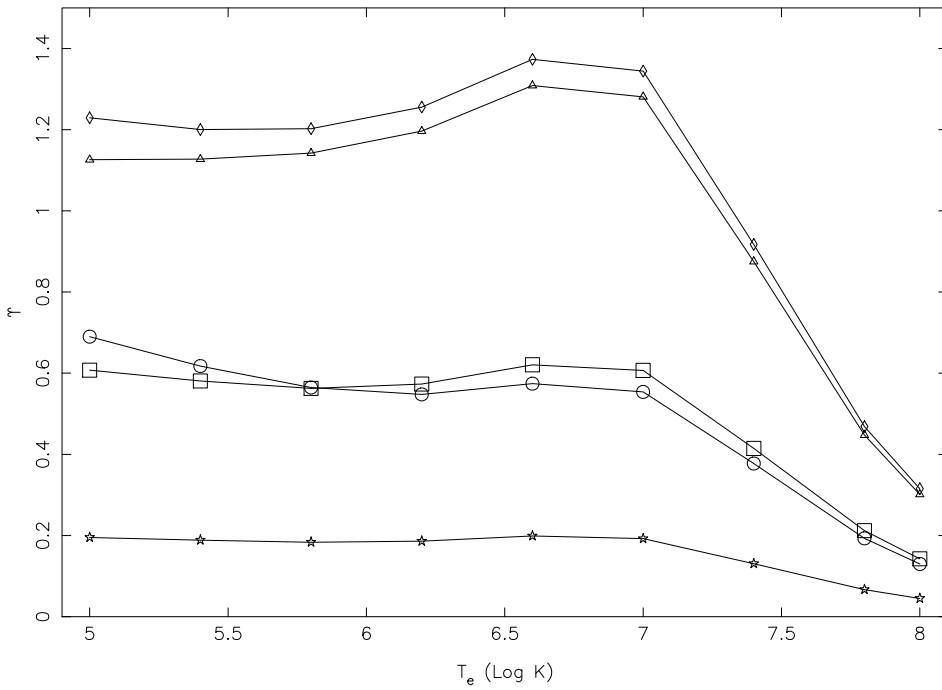


Fig. 2:

Figure 2b. Effective collision strengths for transitions of Ge XX.

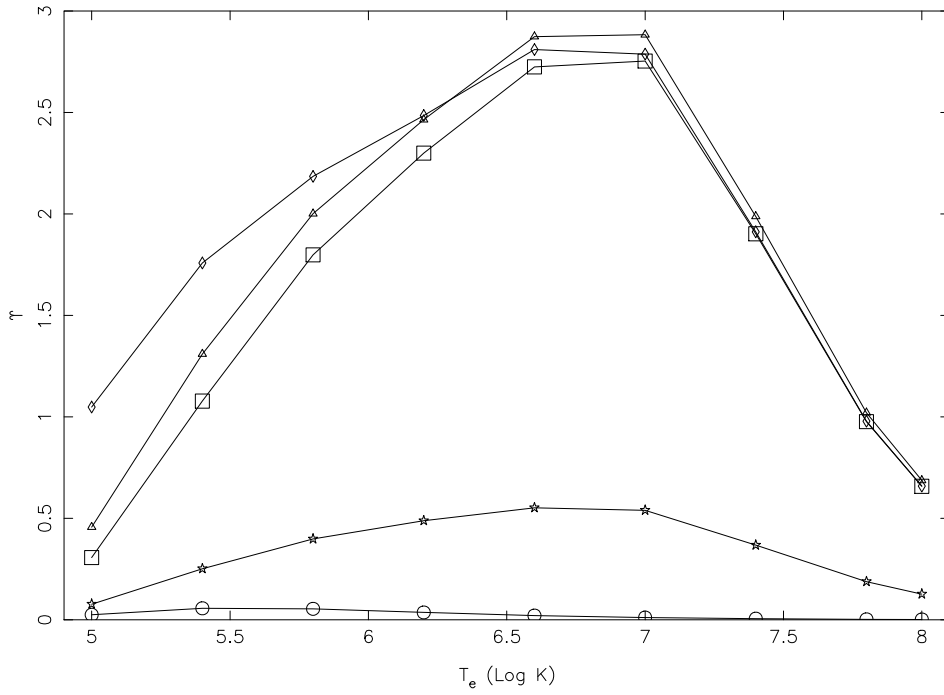


Fig. 2:

Figure 2c. Collision strengths for transitions of Ge XX.

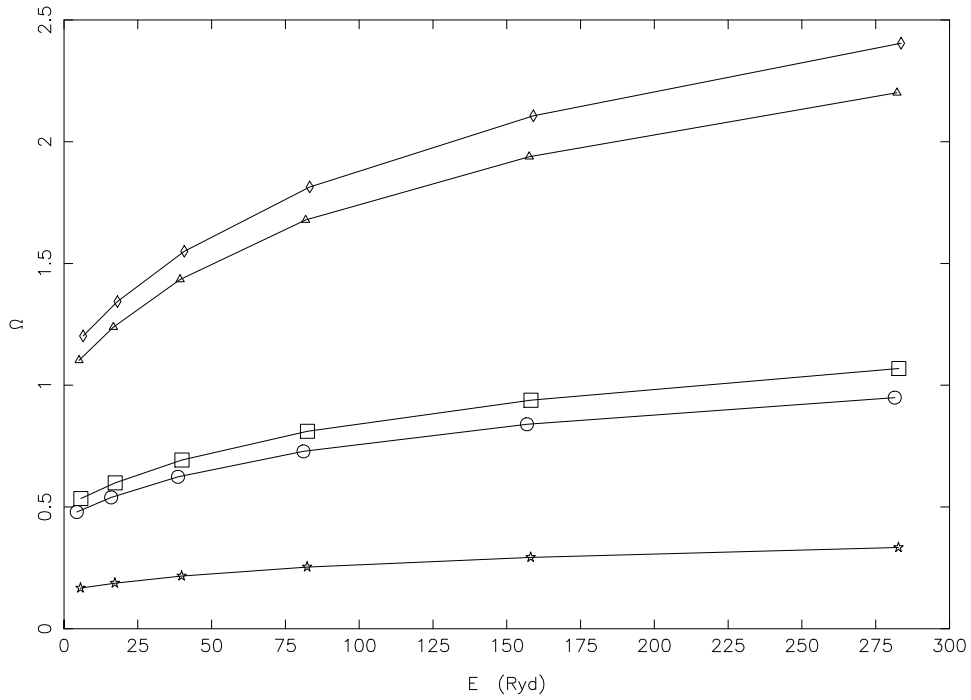


Fig. 2:

Figure 2d. Collision strengths for transitions of Ge XX.

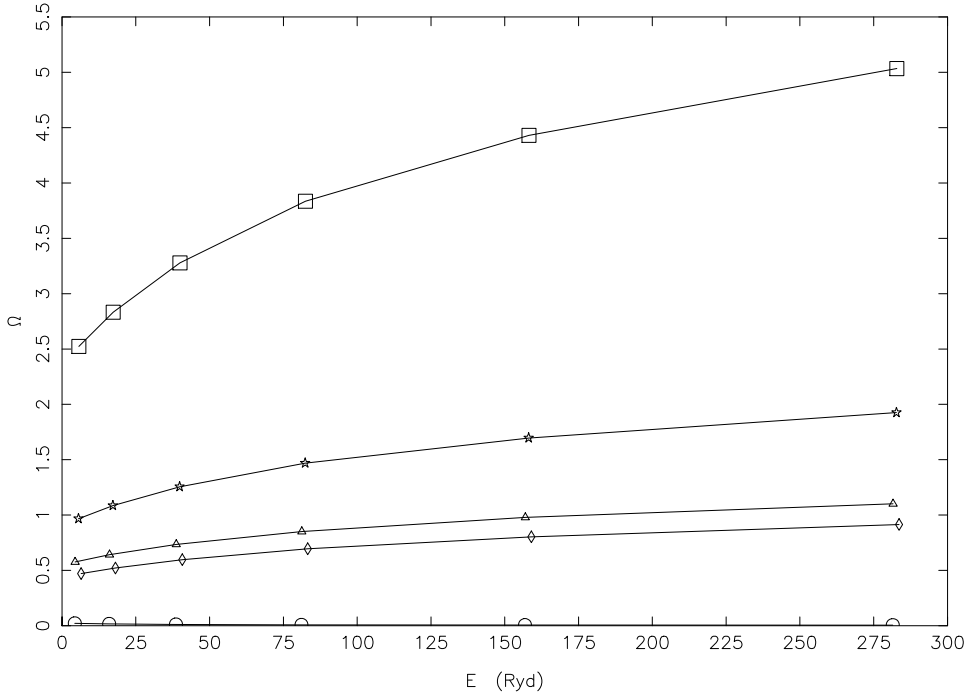


Fig. 2: Collision strengths for the 1-3 (

Figure 2e. Effective collision strengths for transitions of Ge XX.

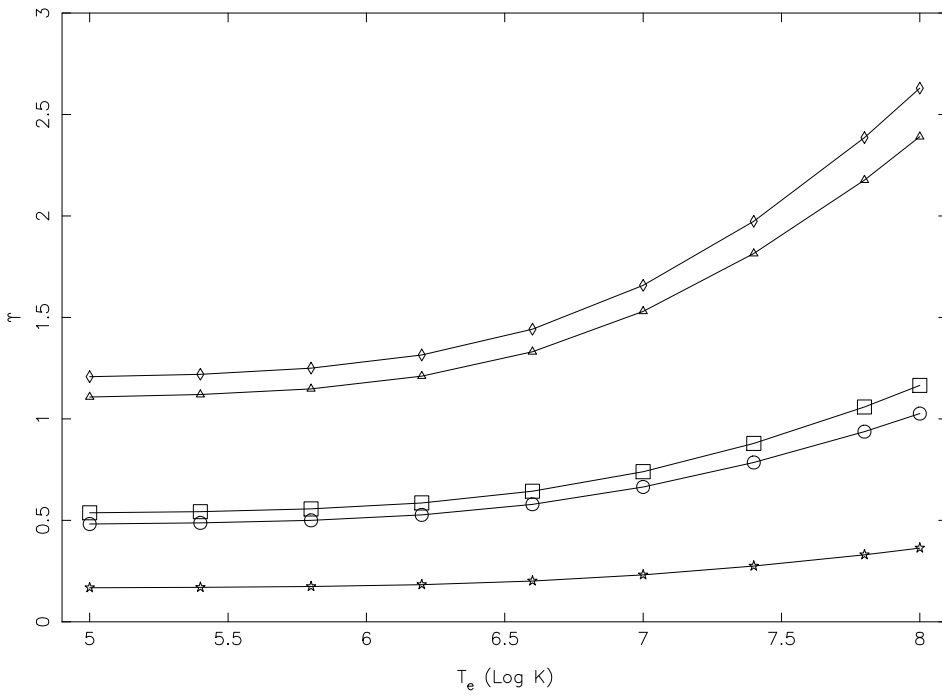


Fig. 2:

Figure 2f. Effective collision strengths for transitions of Ge XX.

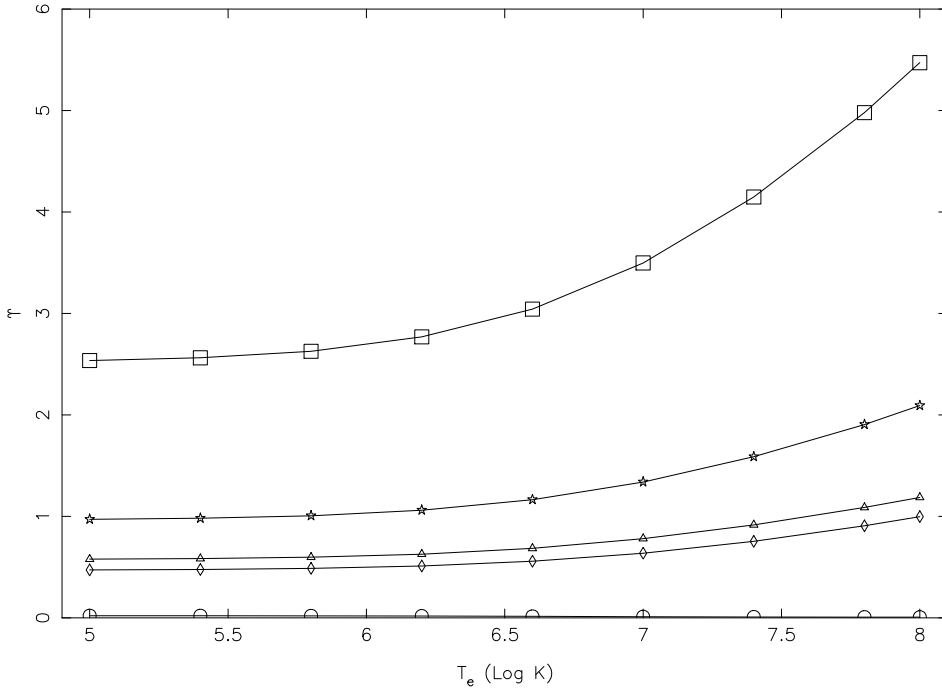


Fig. 2: Effective collision strengths of [1] (a): from the ground level (1: $3s^23p^2P_{1/2}^o$) to the excited levels (6; circles: $3s3p^2^2D_{3/2}$, 8; triangles: $3s3p^2^2P_{1/2}$, 9; stars: $3s3p^2^2S_{1/2}$, 10; squares: $3s3p^2^2P_{3/2}$, and 11; diamonds: $3s^23d^2D_{3/2}$) of Ge XX. Corresponding data in (b) are from the level 2 ($3s^23p^2P_{3/2}^o$). In (c) and (d) are our collision strengths with FAC and in (e) and (f) the effective collision strengths for the same corresponding transitions.

Figure 3a. Effective collision strengths for transitions of As XXI.

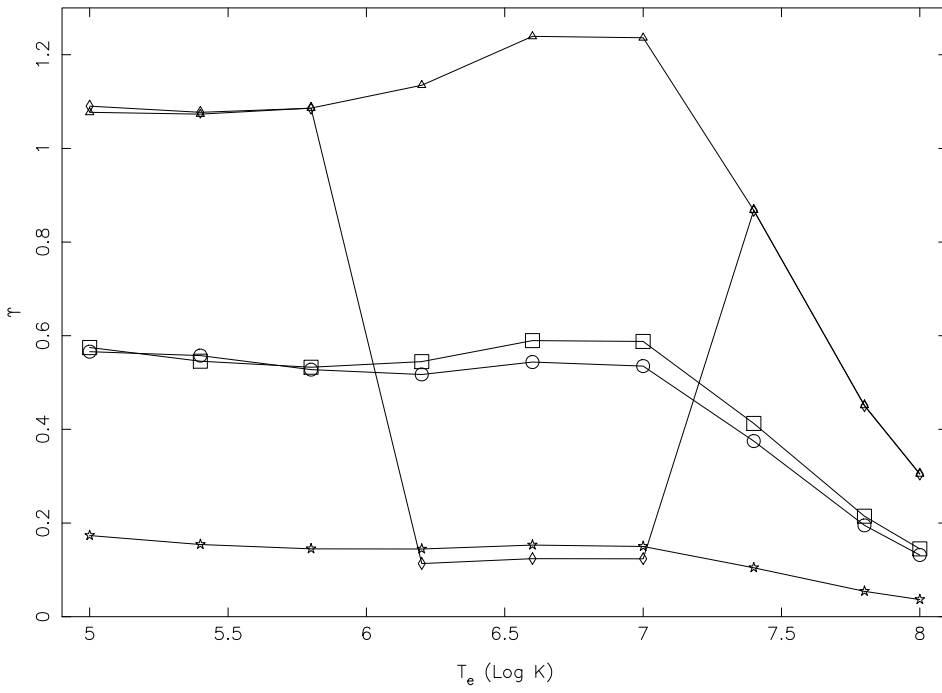


Fig. 3:

Figure 3b. Effective collision strengths for transitions of As XXI.

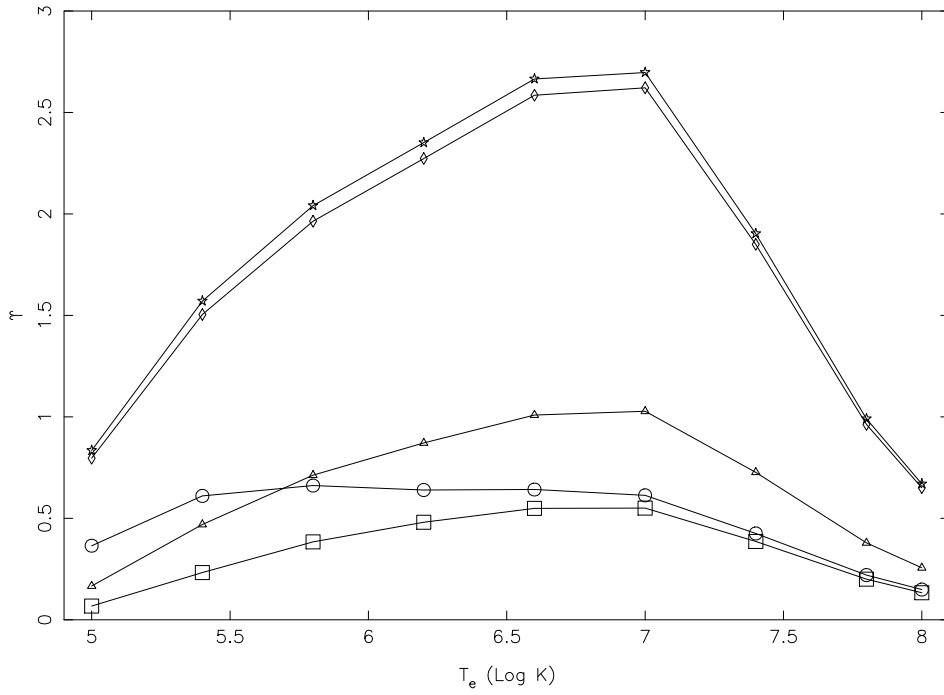


Fig. 3:

Figure 3c. Collision strengths for transitions of As XXI.

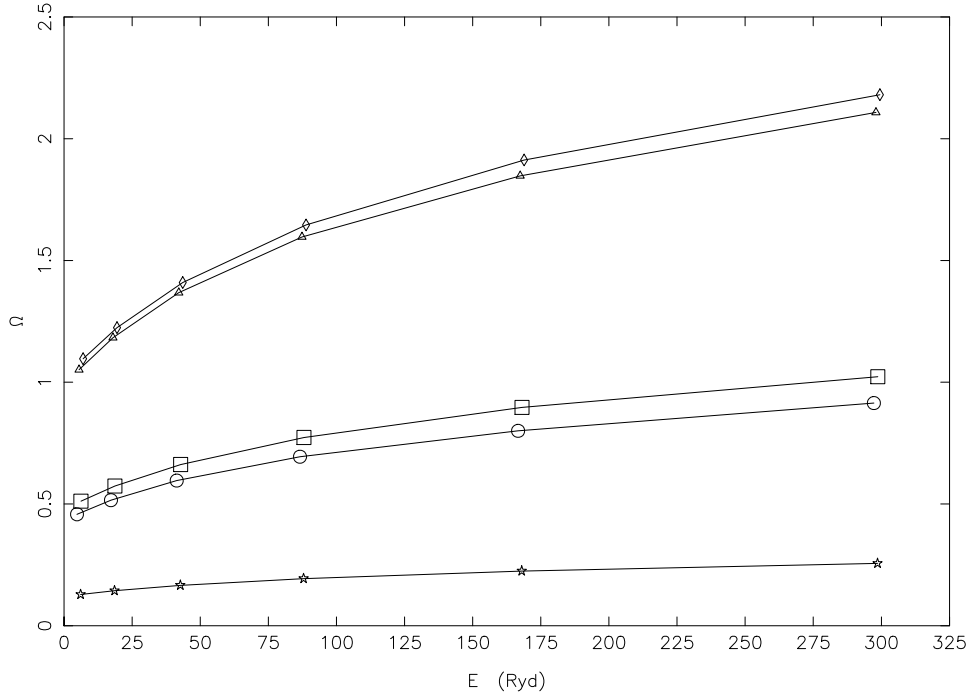


Fig. 3:

Figure 3d. Collision strengths for transitions of As XXI.

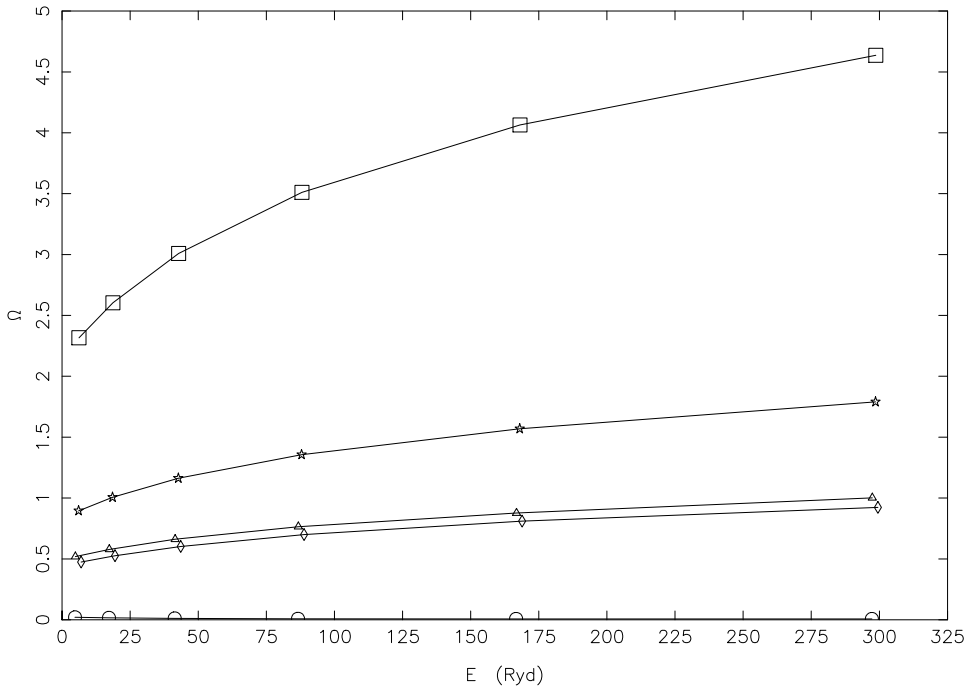


Fig. 3:

Figure 3e. Effective collision strengths for transitions of As XXI.

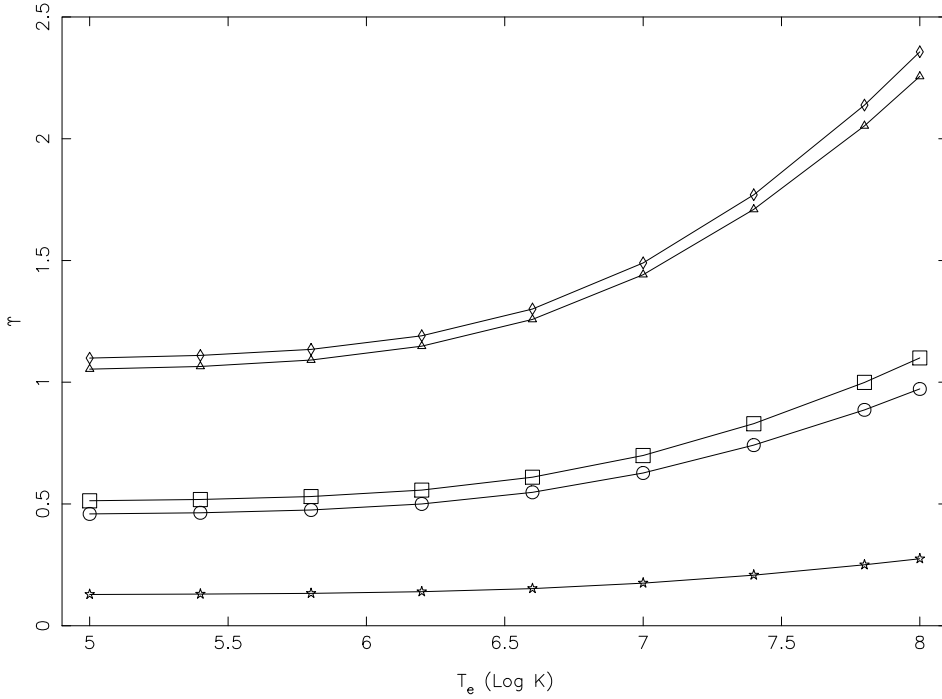


Fig. 3:

Figure 3f. Effective collision strengths for transitions of As XXI.

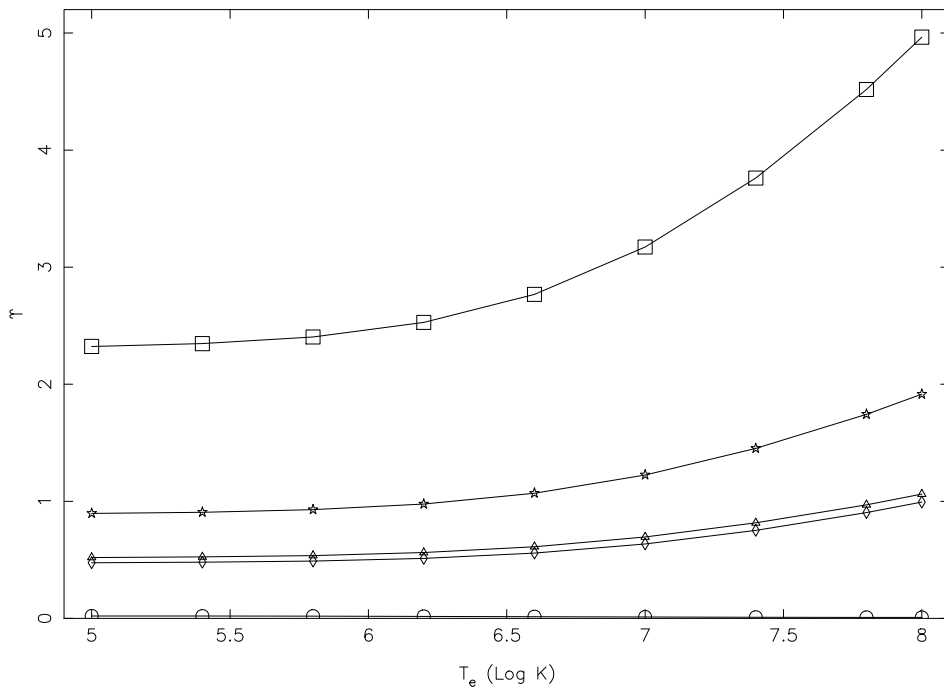


Fig. 3: Effective collision strengths of [1] (a): from the ground level (1: $3s^23p^2P_{1/2}^o$) to the excited levels (6; circles: $3s3p^2^2D_{3/2}$, 8; triangles: $3s3p^2^2P_{1/2}$, 9; stars: $3s3p^2^2S_{1/2}$, 10; squares: $3s3p^2^2P_{3/2}$, and 11; diamonds: $3s^23d^2D_{3/2}$) of As XXI. Corresponding data in (b) are from the level 2 ($3s^23p^2P_{3/2}^o$). In (c) and (d) are our collision strengths with FAC and in (e) and (f) the effective collision strengths for the same corresponding transitions.

Figure 4a. Effective collision strengths for transitions of Se XXII.

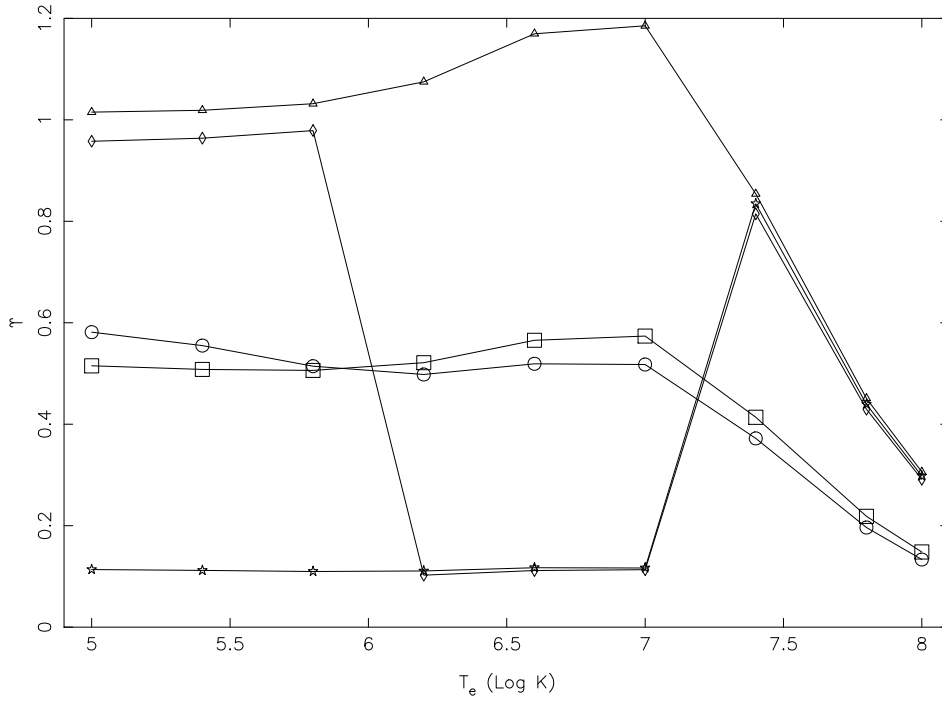


Fig. 4: .

References

References

- [1] H.B. Wang, G. Jiang. *At. Data Nucl. Data Tables* 148 (2022) 101532.
- [2] I.P. Grant, B.J. McKenzie, P.H. Norrington, D.F. Mayers, N.C. Pyper. *N. C. Comput. Phys. Commun.* 21 (1980) 207.
- [3] P. Jönsson, G. Gaigalas, C. Froese Fischer, J. Bierón, I.P. Grant, T. Brage, J. Ekman, M. Godefroid, J. Grumer, J. Li, W. Li. *Atoms* 11 (2023) 68.
- [4] M.F. Gu, *Can. J. Phys.*, 86 (2008) 675.
- [5] H.B. Wang, G. Jiang, X.F. Li, Z.C. He. *At. Data Nucl. Data Tables* 120 (2018) 373.
- [6] K.M. Aggarwal. *At. Data Nucl. Data Tables* 120 (2018) 430.
- [7] K.M. Aggarwal, F.P. Keenan. *Fusion. Sci. Tech.* 63 (2013) 363.
- [8] K.M. Aggarwal. *Atoms* 5 (2017) 37.

Figure 4b. Effective collision strengths for transitions of Se XXII.

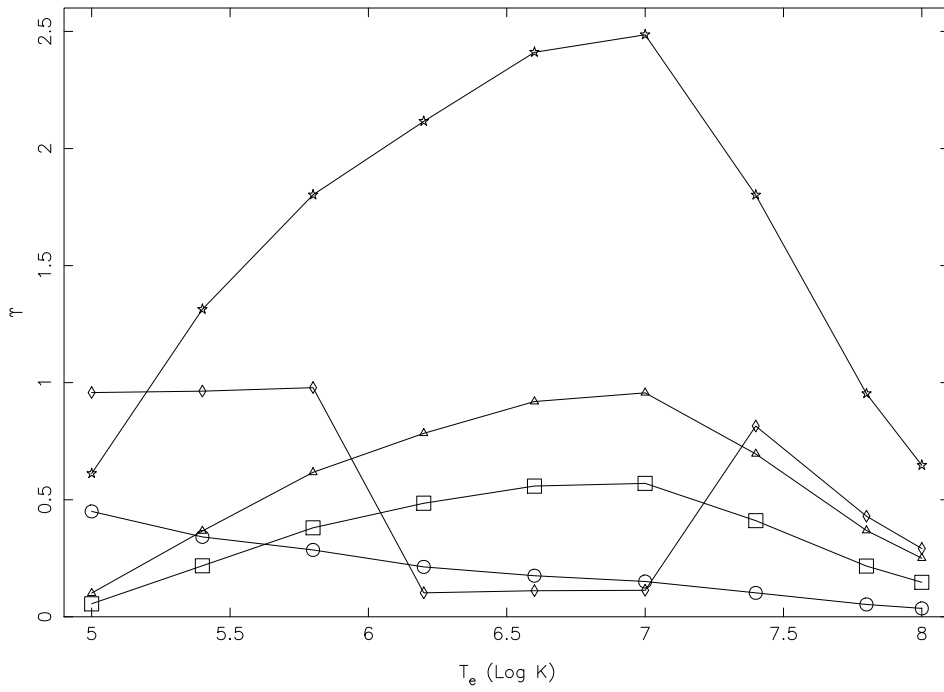


Fig. 4:

Figure 4c. Collision strengths for transitions of Se XXII.

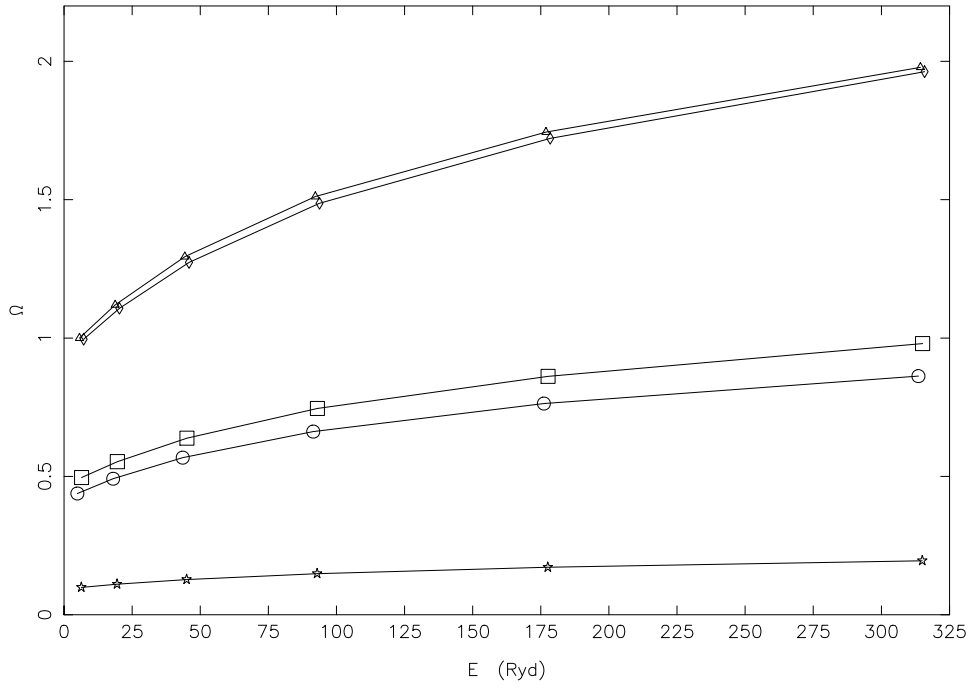


Fig. 4:

Figure 4d. Collision strengths for transitions of Se XXII.

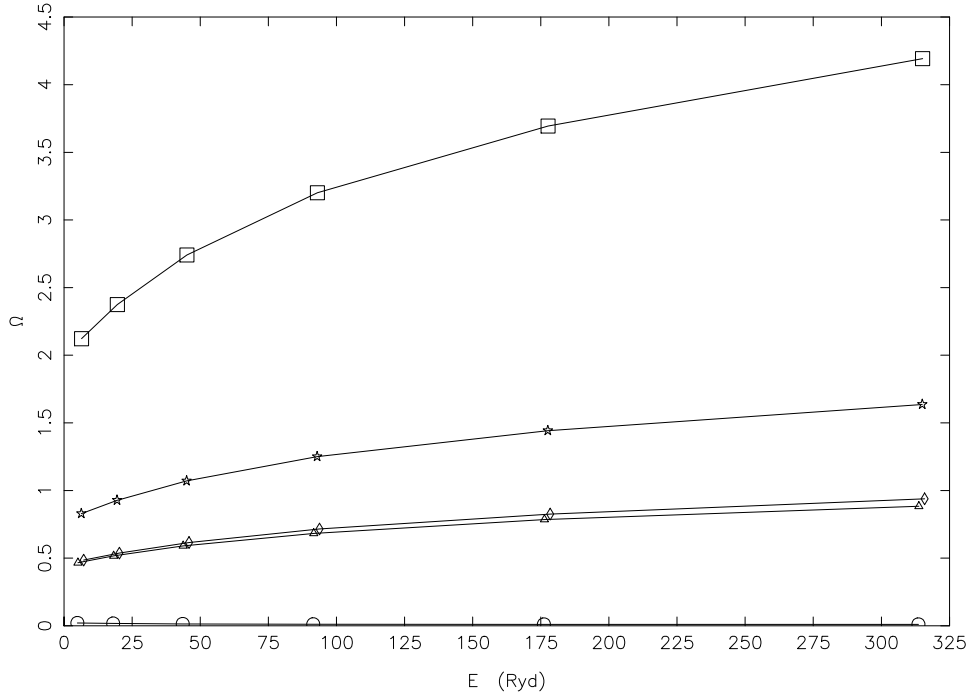


Fig. 4:

Figure 4e. Effective collision strengths for transitions of Se XXII.

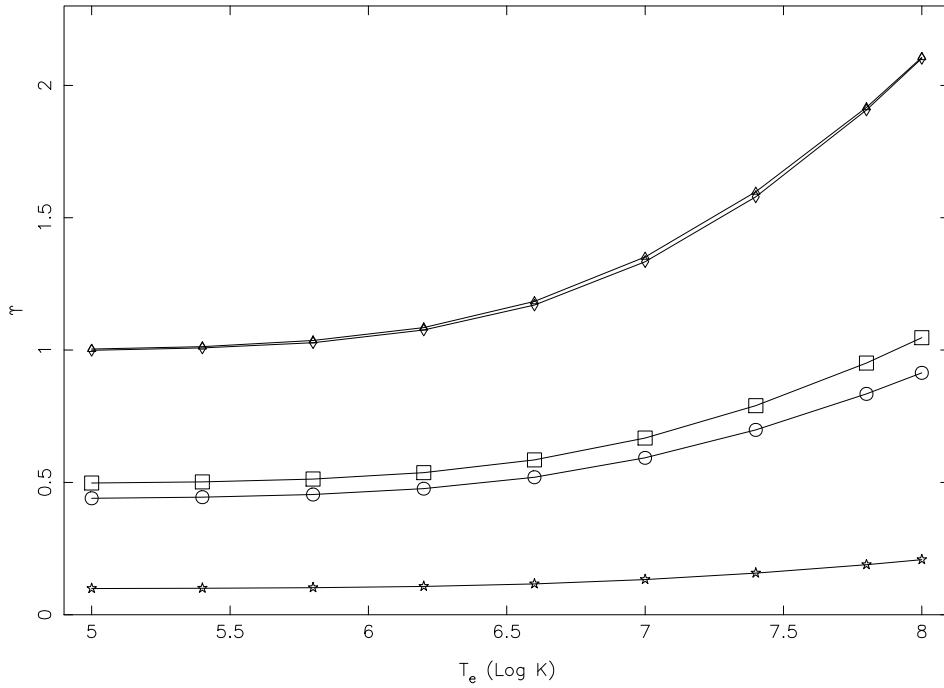


Fig. 4:

Figure 4f. Effective collision strengths for transitions of Se XXII.

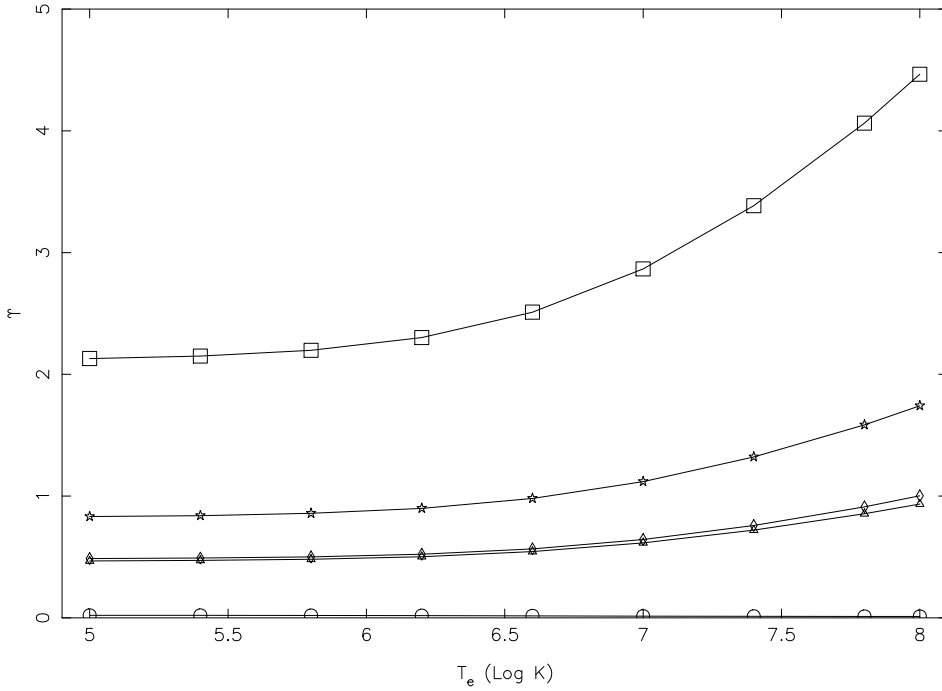


Fig. 4: Effective collision strengths of [1] (a): from the ground level (1: $3s^23p^2P_{1/2}^o$) to the excited levels (6; circles: $3s3p^2^2D_{3/2}$, 8; triangles: $3s3p^2^2P_{1/2}$, 9; stars: $3s3p^2^2S_{1/2}$, 10; squares: $3s3p^2^2P_{3/2}$, and 11; diamonds: $3s^23d^2D_{3/2}$) of Se XXII. Corresponding data in (b) are from the level 2 ($3s^23p^2P_{3/2}^o$). In (c) and (d) are our collision strengths with FAC and in (e) and (f) the effective collision strengths for the same corresponding transitions.

Figure 5a. Effective collision strengths for transitions of Br XXIII.

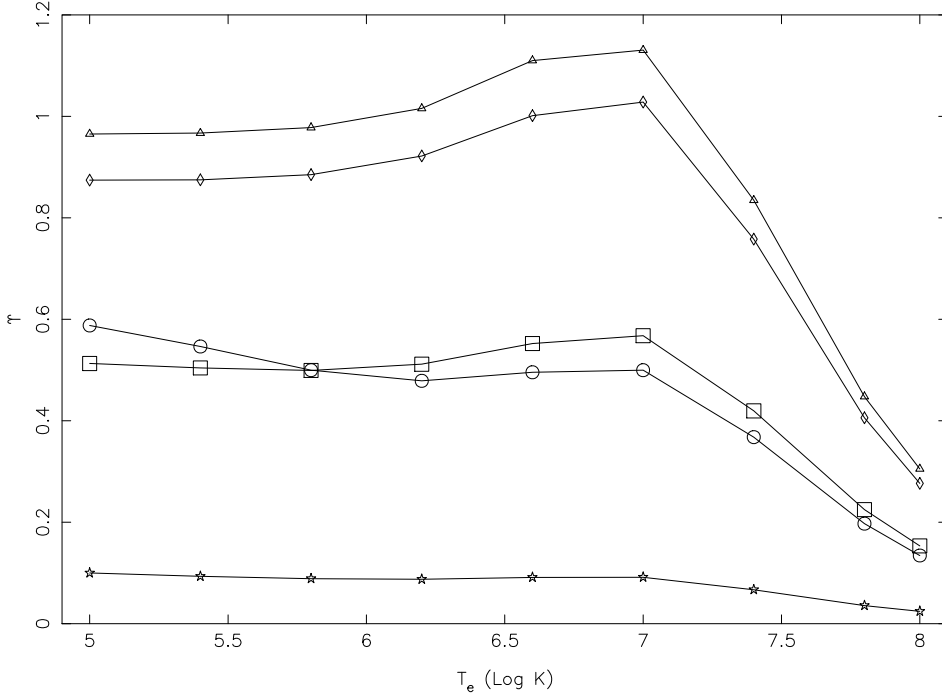


Fig. 5:

Figure 5b. Effective collision strengths for transitions of Br XXIII.

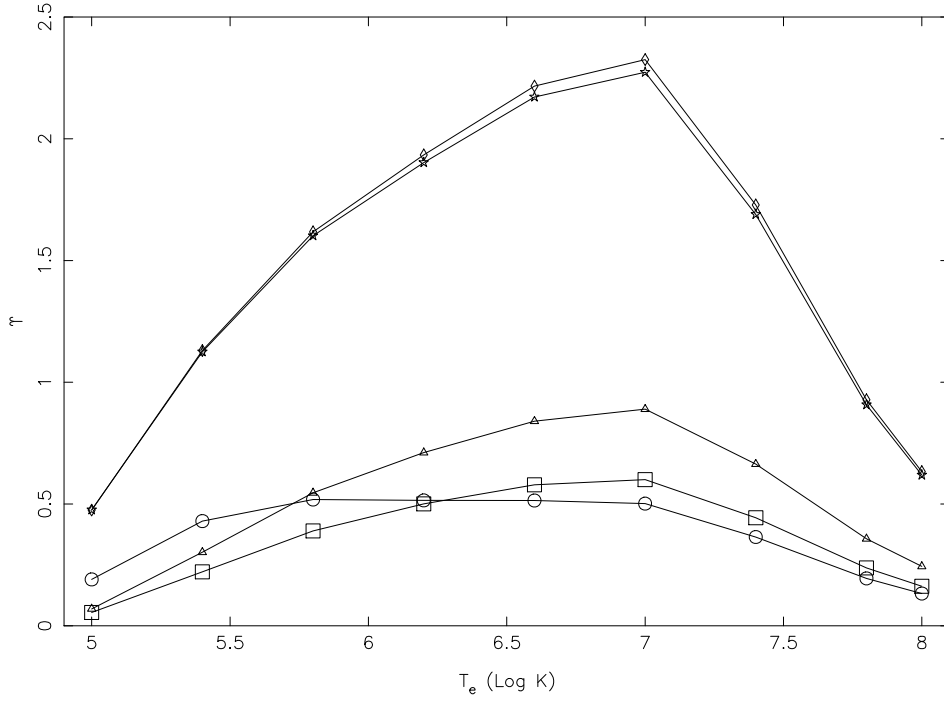


Fig. 5:

Figure 5c. Collision strengths for transitions of Br XXIII.

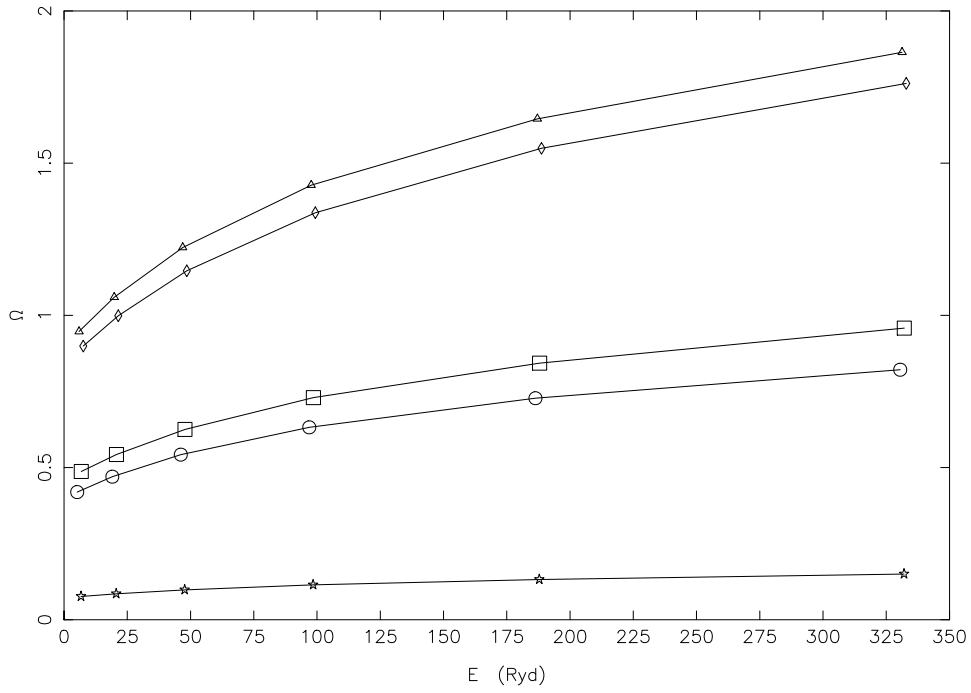


Fig. 5:

Figure 5d. Collision strengths for transitions of Br XXIII.

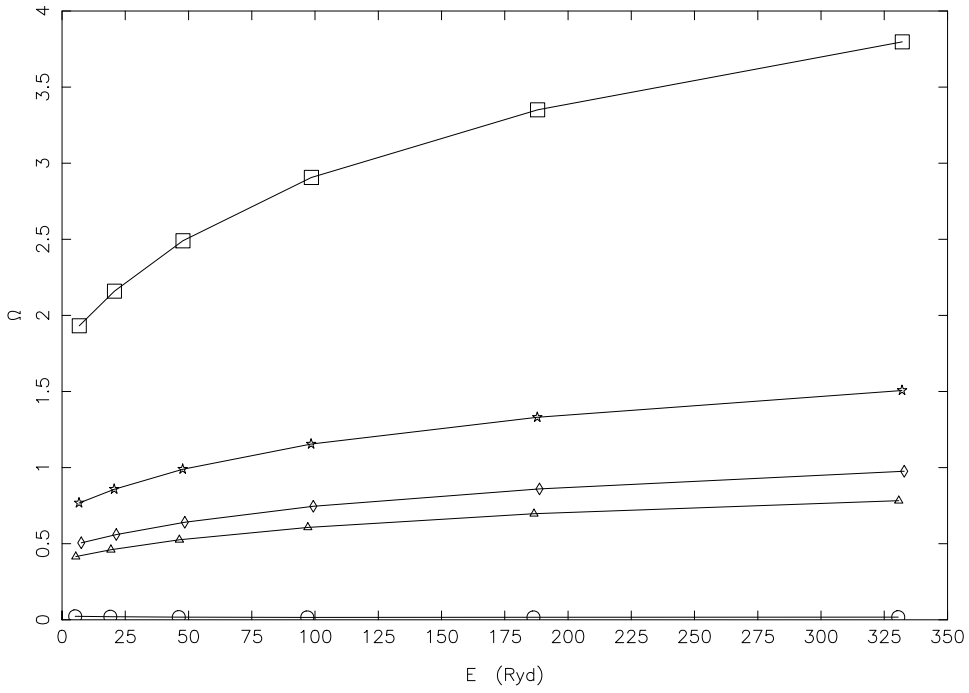


Fig. 5:

Figure 5e. Effective collision strengths for transitions of Br XXIII.

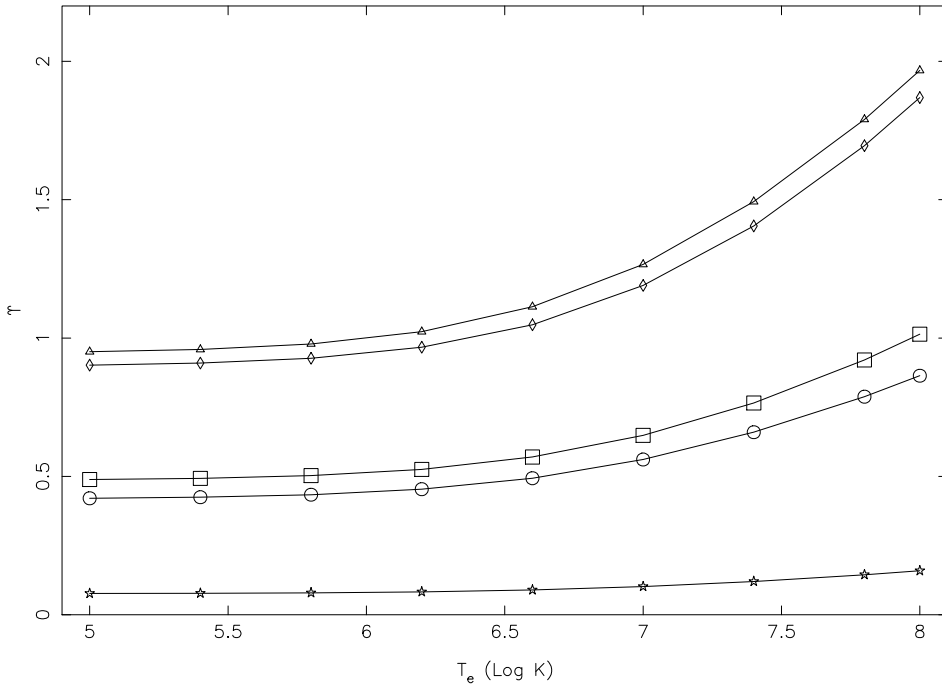


Fig. 5:

Figure 5f. Effective collision strengths for transitions of Br XXIII.

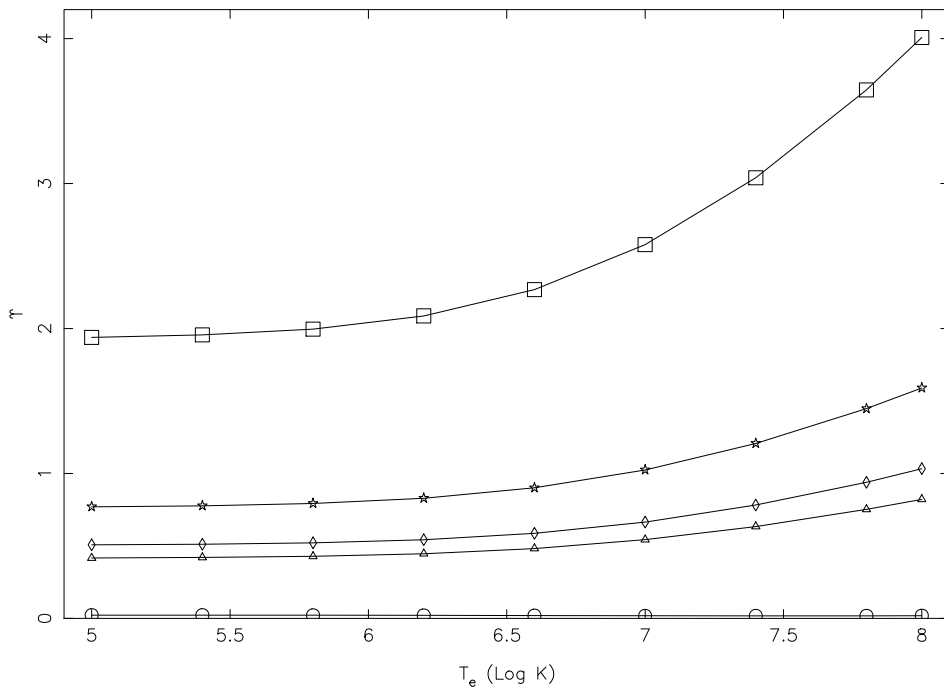


Fig. 5: Effective collision strengths of [1] (a): from the ground level (1: $3s^23p^2P_{1/2}^o$) to the excited levels (6: circles: $3s3p^2^2D_{3/2}$, 8; triangles: $3s3p^2^2P_{1/2}$, 9; stars: $3s3p^2^2S_{1/2}$, 10; squares: $3s3p^2^2P_{3/2}$, and 11; diamonds: $3s^23d^2D_{3/2}$) of Br XXIII. Corresponding data in (b) are from the level 2 ($3s^23p^2P_{3/2}^o$). In (c) and (d) are our collision strengths with FAC and in (e) and (f) the effective collision strengths for the same corresponding transitions.

Table A

Threshold energies (in Ryd) of the lowest 30 levels of Ga XIX, Ge XX, As XXI, Se XXII, and Br XXIII.

Index	Configuration	Level	Ga XIX		Ge XX		As XXI		Se XXII		Br XXIII	
			GRASP	FAC	GRASP	FAC	GRASP	FAC	GRASP	FAC	GRASP	FAC
1	3s ² 3p	² P _{1/2} ^o	0.0000	0.0000	0.0000	0.0000	0.0000	0.0000	0.0000	0.0000	0.0000	0.0000
2	3s ² 3p	² P _{3/2} ^o	0.4221	0.4217	0.4948	0.4943	0.5765	0.5761	0.6680	0.6676	0.7701	0.7696
3	3s3p ²	⁴ P _{1/2}	2.8212	2.8202	2.9938	2.9923	3.1699	3.1680	3.3495	3.3471	3.5325	3.5295
4	3s3p ²	⁴ P _{3/2}	3.0152	3.0142	3.2275	3.2262	3.4500	3.4484	3.6836	3.6815	3.9288	3.9264
5	3s3p ²	⁴ P _{5/2}	3.2090	3.2076	3.4479	3.4461	3.6982	3.6960	3.9606	3.9580	4.2356	4.2325
6	3s3p ²	² D _{3/2}	3.8688	3.8660	4.1269	4.1237	4.3959	4.3924	4.6766	4.6727	4.9697	4.9654
7	3s3p ²	² D _{5/2}	3.9529	3.9501	4.2360	4.2329	4.5361	4.5327	4.8548	4.8512	5.1940	5.1901
8	3s3p ²	² P _{1/2}	4.6115	4.6012	4.8803	4.8695	5.1571	5.1458	5.4427	5.4308	5.7380	5.7257
9	3s3p ²	² S _{1/2}	5.0439	5.0331	5.3797	5.3686	5.7338	5.7225	6.1078	6.0962	6.5034	6.4914
10	3s3p ²	² P _{3/2}	5.1565	5.1447	5.4956	5.4835	5.8511	5.8386	6.2242	6.2114	6.6160	6.6030
11	3s ² 3d	² D _{3/2}	5.9338	5.9226	6.2714	6.2601	6.6192	6.6080	6.9786	6.9675	7.3511	7.3399
12	3s ² 3d	² D _{5/2}	5.9864	5.9750	6.3345	6.3232	6.6939	6.6827	7.0659	7.0548	7.4515	7.4405
13	3p ³	² P _{3/2} ^o	7.3254	7.3192	7.7661	7.7590	8.2175	8.2094	8.6801	8.6711	9.1547	9.1448
14	3p ³	² D _{5/2} ^o	7.4473	7.4421	7.9232	7.9175	8.4171	8.4108	8.9302	8.9233	9.4636	9.4561
15	3p ³	² D _{3/2} ^o	7.6065	7.5949	8.0826	8.0705	8.5774	8.5649	9.0922	9.0792	9.6277	9.6143
16	3s3p3d	² P _{3/2} ^o	8.0069	8.0028	8.4650	8.4605	8.9338	8.9290	9.4146	9.4094	9.9089	9.9033
17	3s3p3d	² F _{5/2} ^o	8.0959	8.0919	8.5686	8.5643	9.0535	9.0489	9.5516	9.5467	10.0641	10.0589
18	3s3p3d	² F _{7/2} ^o	8.2303	8.2265	8.7260	8.7219	9.2363	9.2320	9.7624	9.7577	10.3051	10.3001
19	3p ³	² P _{1/2} ^o	8.3275	8.3150	8.8452	8.8322	9.3826	9.3690	9.9412	9.9270	10.5227	10.5078
20	3p ³	⁴ S _{3/2} ^o	8.4356	8.4241	8.9694	8.9654	9.5260	9.5219	10.1054	10.1010	10.6879	10.6790
21	3s3p3d	⁴ F _{9/2} ^o	8.4337	8.4299	8.9831	8.9712	9.5523	9.5403	10.1337	10.1221	10.7004	10.6900
22	3s3p3d	² D _{5/2} ^o	8.6409	8.6330	9.1331	9.1250	9.6376	9.6292	10.1554	10.1468	10.7093	10.7047
23	3s3p3d	² D _{3/2} ^o	8.6803	8.6718	9.1774	9.1686	9.6905	9.6813	10.2248	10.2151	10.7592	10.7491
24	3s3p3d	² P _{1/2} ^o	8.7013	8.6921	9.1968	9.1875	9.7044	9.6948	10.2318	10.2216	10.8313	10.8191
25	3s3p3d	⁴ F _{7/2} ^o	8.9310	8.9217	9.4721	9.4627	10.0416	10.0230	10.6139	10.6043	11.2181	11.2083
26	3s3p3d	⁴ P _{1/2} ^o	8.9340	8.9270	9.4784	9.4712	10.0326	10.0343	10.6253	10.6178	11.2312	11.2236
27	3s3p3d	⁴ D _{5/2} ^o	8.9436	8.9349	9.4864	9.4774	10.0479	10.0388	10.6298	10.6204	11.2337	11.2241
28	3s3p3d	⁴ D _{3/2} ^o	8.9430	8.9352	9.4876	9.4796	10.0512	10.0431	10.6357	10.6274	11.2427	11.2342
29	3s3p3d	⁴ P _{5/2} ^o	9.2139	9.1985	9.7547	9.7387	10.3074	10.2910	10.8715	10.8544	11.4469	11.4292
30	3s3p3d	² D _{3/2} ^o	9.2157	9.2003	9.7625	9.7469	10.3273	10.3113	10.9112	10.8948	11.5156	11.4987

GRASP: Earlier calculations of [1] with the GRASP code

FAC: Present calculations with the FAC code

Table B

Transition rates (A , s^{-1}) and oscillator strengths (f) from the lowest two levels of Al-like ions. $a \pm b \equiv a \times 10^{\pm b}$.
See Table A for level indices.

I	J	A(G)	A(F)	f(F)	I	J	A(G)	A(F)	f(F)
Ga XIX									
1	6	4.80+09	4.85+09	8.07-2	2	6	3.63+06	3.52+06	3.70-5
1	8	4.02+10	3.99+10	2.34-1	2	7	2.88+09	2.90+09	4.35-2
1	9	1.05+10	1.02+10	5.02-2	2	9	3.67+10	3.64+10	1.06-1
1	10	1.45+10	1.42+10	1.34-1	2	10	5.24+10	5.18+10	2.89-1
1	11	5.39+10	5.31+10	3.77-1	2	11	1.45+10	1.42+10	5.83-2
Ge XX									
1	6	5.52+09	5.58+09	8.17-2	2	6	9.48+04		
1	8	4.52+10	4.49+10	2.36-1	2	7	3.07+09	3.10+09	4.14-2
1	9	9.69+09	9.39+09	4.06-2	2	9	3.98+10	3.94+10	1.03-1
1	10	1.65+10	1.62+10	1.34-1	2	10	5.61+10	5.56+10	2.78-1
1	11	5.71+10	5.64+10	3.58-1	2	11	1.64+10	1.60+10	6.00-2
As XXI									
1	6	6.34+09	6.41+09	8.27-2	2	6	7.80+06	8.04+06	6.87-5
1	8	5.05+10	5.00+10	2.35-1	2	7	3.25+09	3.28+09	3.92-2
1	9	8.94+09	8.66+09	3.29-2	2	9	4.30+10	4.25+10	9.99-2
1	10	1.90+10	1.85+10	1.35-1	2	10	5.98+10	5.93+10	2.67-1
1	11	6.04+10	5.97+10	3.40-1	2	11	1.88+10	1.83+10	6.27-2
Se XXII									
1	6	7.27+09	7.35+09	8.38-2	2	6	3.07+07	3.12+07	2.42-4
1	8	5.59+10	5.54+10	2.34-1	2	7	3.42+09	3.46+09	3.69-2
1	9	8.28+09	8.02+09	2.69-2	2	9	4.63+10	4.58+10	9.68-2
1	10	2.21+10	2.15+10	1.39-1	2	10	6.33+10	6.29+10	2.55-1
1	11	6.34+10	6.28+10	3.22-1	2	11	2.18+10	2.12+10	6.65-2
Br XXIII									
1	6	8.31+09	8.41+09	8.50-2	2	6	7.29+07	7.38+07	5.22-4
1	8	6.17+10	6.11+10	2.32-1	2	7	3.57+09	3.61+09	3.45-2
1	9	7.70+09	7.46+09	2.20-2	2	9	4.98+10	4.93+10	9.37-2
1	10	2.60+10	2.52+10	1.44-1	2	10	6.65+10	6.62+10	2.42-1
1	11	6.51+10	6.56+10	3.03-1	2	11	2.57+10	2.49+10	7.17-2

A(G): Earlier A-values of [1] with the GRASP code

A(F): Present A-values with the FAC code

f(F): Present f-values with the FAC code