

UltraCompCAT: a comprehensive Catalogue of Ultra-Compact and Short Orbital Period X-ray Binaries

M. Armas Padilla^{1,2}, J. M. Corral-Santana³, A. Borghese^{1,2}, V. A. Cúneo^{1,2}, T. Muñoz-Darias^{1,2}, J. Casares^{1,2}, and M. A. P. Torres^{1,2}

¹ Instituto de Astrofísica de Canarias (IAC), Vía Láctea s/n, La Laguna 38205, S/C de Tenerife, Spain
e-mail: m.armaspadilla@iac.es

² Departamento de Astrofísica, Universidad de La Laguna, La Laguna, E-38205, S/C de Tenerife, Spain

³ European Southern Observatory, Alonso de Córdova 3107, Vitacura, Casilla 19001, Santiago de Chile, Chile

Received September 15, 1996; accepted March 16, 1997

ABSTRACT

Ultracompact X-ray binaries (UCXBs) are a distinctive but elusive family of low-mass X-ray binaries (LMXBs) characterised by their tight orbits and degenerate donor stars. Here we present *UltraCompCAT*, the first online and comprehensive catalogue of UCXBs. The initial version of *UltraCompCAT* comprises 49 sources, including 20 ‘confirmed’ UCXBs (those with a measured orbital period shorter than 80 min) and 25 systems that we label as ‘candidate’ based on their multi-wavelength phenomenology. For completeness, we also include four LMXBs with orbital periods in the range of 80 to 120 min, since they might be related (e.g. close progenitors) or even part of the UCXB population that evolved towards longer periods. We discuss the orbital period and Galactic distribution of the catalogue’s sample. We provide evidence for the presence of at least two separate groups of UCXBs. One formed by persistent systems with orbital periods shorter than 30 min and a second group of transient objects (70 %) with periods in the range of 40 to 60 min. We show that the former group is dominated by sources formed in globular clusters, while the latter accounts for the (known) UCXB population in the Galactic field. We discuss the possible evolutionary channels for both groups.

Key words. Accretion, accretion disks – Stars: neutron – Stars: black holes – X-rays: binaries – catalogs

1. Introduction

Low-mass X-ray binaries (LMXBs) are stellar systems composed of a black hole or a neutron star accreting material from a Roche lobe filling low-mass ($\lesssim 1 M_{\odot}$) companion, the donor star. A few hundreds of these systems have been already discovered in our galaxy (e.g. Liu et al. 2007), including both persistently active X-ray sources and transient objects (e.g. Casares et al. 2017). However, thousands more are expected to exist, mainly as transient objects with recurrence periods longer than ~ 50 years, the time scale sampled by X-ray astronomy (e.g. Corral-Santana et al. 2016; Tetarenko et al. 2016; Bahramian & Degenaar 2022).

The orbital period (P_{orb}) is arguably the most important parameter of a binary system. Among other things, it is a proxy for its size, and thus the physical properties of its components. Regardless of their persistent or transient nature, ‘classical’ LMXBs can be defined as those with hydrogen burning donors (e.g. main sequence stars). They have P_{orb} in the range of 80 min to tens of days. Contrastingly, systems with P_{orb} shorter than ~ 60 –80 min are thought to harbour hydrogen-poor companions, which do not burn hydrogen in their cores and may contain electron-degenerate matter (Paczynski & Sienkiewicz 1981; Rappaport et al. 1982). LMXBs harbouring this kind of donors are known as ultra-compact X-ray binaries (UCXBs; see also Solheim 2010, for similar compact binaries with WD accretors). By hosting two ultra-dense objects in a close binary orbit, UCXBs are expected to play a crucial role in the new era of gravitational wave astronomy, as they will be among the loudest persistent sources (Nelemans 2018; Tauris 2018; Chen et al. 2021). In addition, UCXBs are ideal targets to investigate and test some

fundamental stages of binary evolution, such as the common-envelope phase, and are also unique laboratories to study accretion processes in hydrogen deficient environments (Nelemans et al. 2009).

We can distinguish three main UCXB evolutionary channels (see, e.g. Nelemans et al. 2010 for a more extended description):

(i) The white dwarf (WD) channel. In this scenario, the binary system is formed by a black-hole/neutron-star and a WD. The loss of angular momentum driven by gravitational wave emission shortens the binary period to a very compact configuration. At some point (generally at P_{orb} of a few minutes), the WD overflows its Roche lobe and starts to transfer matter onto the more massive compact object, giving rise to a persistent UCXB. This also results in an expansion of the orbit. As P_{orb} increases, the mass transfer rate decreases, making the systems less luminous. The UCXB eventually becomes a transient source as the accretion disc becomes not fully ionised and no longer stable (Yungelson et al. 2002; Sengar et al. 2017; van Haften et al. 2012b).

(ii) The helium star channel. The companion star is a low-mass helium star, which is still burning helium in its core at the time of filling its Roche lobe. Mass transfer occurs as the orbit shrinks due to angular momentum loss via gravitational wave emission. A minimum P_{orb} is reached (~ 10 –60 min), when the helium core of the $\lesssim 0.2 M_{\odot}$ donor becomes semi-degenerate and its mass-radius relation inverts. This makes the companion star radius to increase with further mass loss (Savonije et al. 1986; Iben & Tutukov 1987; Yungelson 2008; Nelemans et al. 2010). At this point, the orbit evolution reverses and the system expands

as gravitational wave radiation can not counteract the effect of mass transfer.

(iii) The evolved main-sequence star channel. The donor star is an evolved main-sequence star that started mass transfer near or just after the point of central hydrogen exhaustion. The orbit shrinks due to angular momentum loss via gravitational wave emission and magnetic braking, reaching orbital periods as short as ~ 10 min. Then, the growing helium core becomes semi-degenerate and the system follows a similar path to that of the helium channel (e.g. Tutukov et al. 1985; Nelson et al. 1986; Nelson & Rappaport 2003; Podsiadlowski et al. 2002; Sengar et al. 2017).

Interestingly, the final outcome of the above three channels is the same: an UCXB with a WD donor that is evolving towards longer orbital periods. The binary expansion is driven by conservation of angular momentum, as the less massive star (the WD) transfers mass to a heavier object. This slow evolutionary process could, in principle, increase P_{orb} up to ~ 120 min in a Hubble time (van Haften et al. 2012b; Van Haften et al. 2012). Thus, while $P_{\text{orb}} \lesssim 80$ min is a common observational diagnostic to separate UCXBs from the classic LMXB population (see e.g. Nelemans & Jonker 2010 and Heinke et al. 2013 for previous compilations of UCXBs), the former class might also include very old members with P_{orb} up to 2 hours. These ‘long-period’ UCXBs are, however, difficult to detect because of their much lower accretion rates and luminosities.

Globular clusters (GCs) have been proposed to host a significant fraction of the UCXB population. The LMXB formation rate (per unit mass) in GCs is a hundred times higher than in the Galactic field (assuming that GCs account for $\sim 0.01\%$ of the Galactic stellar mass; Katz 1975). This overabundance is thought to be due to the fact that LMXB formation in GCs is strongly enhanced by dynamical encounters, such as tidal captures, direct collisions and exchange interactions (Fabian et al. 1975; Hills 1976; Verbunt 1987; Rasio et al. 2000; Ivanova et al. 2005). As a consequence, the populations of UCXBs formed in GCs through each of the above evolutionary pathways may be different from those in the Galactic field. Therefore, the properties of the current (i.e. observable) populations of UCXBs in GCs and the Galactic field can be significantly different (e.g. distribution of P_{orb} ; Zurek et al. 2009; Heinke et al. 2013).

Measuring P_{orb} in UCXB systems is often difficult because of the short time-scales and low luminosities involved. Thereby, the UCXB classification sometimes relies on a number of additional observational properties. The most direct ones, albeit not necessarily the most robust, are based on inferring the degenerate nature of the donor star from the chemical composition of the accreted material. These include: (i) the lack of hydrogen features in the optical spectra (Nelemans et al. 2004; in ’t Zand et al. 2008; Hernández Santisteban et al. 2019a; Armas Padilla et al. 2020; Stoop et al. 2021) together with the presence of helium and metallic lines (e.g. nitrogen and carbon; Nelemans et al. 2004; see also Homer et al. 2002; Tudor et al. 2018 for UV examples); (ii) the presence of X-ray features attributed to overabundances (i.e., non-solar composition) in the accreted material or the local interstellar medium (Schulz et al. 2001; Juett et al. 2001; Krauss et al. 2007, but see Juett & Chakrabarty 2005) and enhanced fluorescent lines (e.g. O VIII Ly α) due to X-ray reprocessing in an oxygen-rich accretion disc (see e.g. Madej et al. 2010; Schulz et al. 2010); (iii) the properties of thermonuclear bursts, such as duration, recurrence time and radiated energy, which can provide hints on the composition of the accreted fuel (e.g. Cumming 2003; Falanga et al. 2008; Galloway et al. 2020; see also Juett & Chakrabarty 2003). Additional diagnostics for identify-

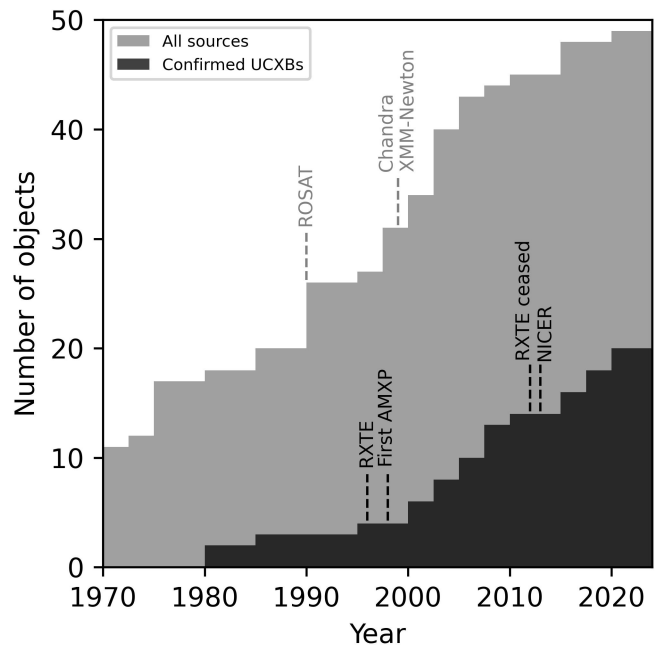


Fig. 1. Cumulative histogram of ultra-compact and short orbital period LMXBs detected since the beginning of the X-ray astronomy era. The black bars represent the confirmed UCXBs.

ing UCXBs are related to the small size of their accretion discs. First, UCXBs can be persistent sources at low X-ray luminosities ($L_X^{\text{pers}} \lesssim 10^{36} \text{ erg s}^{-1}$) since smaller accretion discs can be entirely ionised at lower accretion rates (Lasota 2001; in ’t Zand et al. 2007). Secondly, given that the region of the disc emitting in the optical (via X-ray reprocessing) is also smaller, UCXBs show very low optical-to-X-ray flux ratios (van Paradijs & McClintock 1994).

In this paper, we present a comprehensive catalogue of UCXBs, which we name *UltraCompCAT*, and is available online¹. Given the overall importance and very distinct features of the UCXB family, the main goal of this catalogue is to keep a complete and updated compilation of the current and future members of this LMXB subgroup, together with their observational properties. *UltraCompCAT* includes systems with a measured P_{orb} shorter than 120 min and those without a solid P_{orb} measurement, but which exhibit some of the UCXB-related features described above. The first version of the catalogue includes 49 LMXBs and is presented in section 2. The most direct results derived from this compilation are presented in section 3 and discussed in section 4.

2. The Catalogue

2.1. The Sample

We have searched the literature, collecting sources that can be divided in three main categories: ultra-compact, ultra-compact candidates and short orbital period LMXBs:

¹<https://research.iac.es/proyecto/compactos/UltraCompCAT/>

Ultra-compact X-ray binaries (UCXBs). These are LMXBs with orbital periods shorter than ~ 80 min. This category includes both, LMXBs with confirmed orbital period determinations (e.g. derived from Doppler shifts in X-ray pulsars) and systems for which strong constraints, such as those inferred from periodic flux modulations, are available. The latter group might include systems where the orbital period is not known with high precision, as modulations often reflect periodicities that may deviate slightly from the orbital period (e.g. those resulting from superhumps are a few percent longer than P_{orb}). A good example is 4U 0614+091, for which [Shahbaz et al. \(2008\)](#) reported a clear modulation and several candidate periods in the range of $\sim 40 - 60$ min, the strongest being ~ 51 min. Other authors (e.g., [Nelemans et al. 2006](#); [Hakala et al. 2011](#); [Zhang et al. 2012](#); [Baglio et al. 2014](#)) have confirmed the presence of this modulation, reporting slightly different periods within the same range. Thus, while a precise value is still missing, we believe that the UCXB classification for this source is robust. Another example (albeit less extreme) is 4U 1820-303 for which clear X-ray and UV modulations at 11.41 and 11.5 min, respectively, have been found ([Stella et al. 1987](#) and [Wang & Chakrabarty 2010](#)). This group currently includes 20 systems.

Ultra-compact X-ray binary candidates. LMXBs with suggestive UCXB properties (see above) are labelled as "candidates" (cUCXBs in Tables [B.1](#), [B.2](#) and [B.3](#)). These systems might (or might not) have weak or contradictory constraints on the orbital period. This category currently counts 25 systems, including one object with no particularly suggestive UCXB properties but a proposed orbital period shorter than 80 min (NGC 6652 B, 43 min; [Deutsch et al. 2000](#)). We have also included in this category 4U 1728-34, which has a suggested P_{orb} of 10.7 min (3σ detection of an X-ray periodic signal) and thermonuclear bursts characteristic of hydrogen-poor fuel ([Galloway et al. 2010](#)). Alternatively, the observation of an infrared counterpart to a thermonuclear Type I X-ray burst points to $P_{\text{orb}} > 1$ hour ([Vincentelli et al. 2020](#)).

Short period LMXBs. This category is equivalent to that of UCXBs but for systems with P_{orb} in the range of $\sim 80-120$ min (spLMXBs in Tables [B.1](#), [B.2](#) and [B.3](#)). The reason for having this category, currently including four sources, is twofold: (i) to retain old UCXBs that currently evolve towards long $P_{\text{orb}} > 80$ min and (ii) include also close progenitors of UCXBs via the helium star and evolved main-sequence star channels (see e.g. [van Haften et al. 2012a](#); [Armas Padilla et al. 2022](#)). We acknowledge that our choice for the P_{orb} interval for this category is somewhat arbitrary. However, it should be mentioned that the LMXB with the shortest known orbital period not included in *UltraCompCAT* (i.e. with $P_{\text{orb}} > 120$ min) is the accreting millisecond pulsar (AMXP) SAX J1808.4-3658 with $P_{\text{orb}} = 120.82$ min. This is a very well studied source with observational properties that do not match those of UCXBs (e.g., it shows a classic hydrogen-rich optical spectrum; [Cornelisse et al. 2009](#)).

2.2. UltraCompCAT

The full catalogue is available online¹ and has been built according to the criteria described here.

Table [B.1](#) presents the basic astrometric properties. The column distribution is as follows:

- (1) ID number;

- (2) Year of discovery;
- (3) Source type: UCXB for confirmed UCXBs, cUCXB for candidate UCXBs, and spLMXB for short period LMXBs;
- (4) Preferred name of the system (GC if located in one);
- (5-7) Right ascension (RA) and declination (Dec) in equinox J2000. The accuracy in the astrometry and source of the coordinates are also reported;
- (8-9) Galactic longitude (ℓ) and latitude (b) in degrees;
- (10-11) Estimated distance (d) and height above the Galactic plane (z) in kpc. We use the notation (H) and (He) for distances estimated using thermonuclear burst, assuming hydrogen-rich and pure helium, respectively. (G) distances from *Gaia* parallaxes. For systems located in GCs, we report the distance to their host GC (see Sect. [3.1](#));
- (12) References for the above parameters.

Table [B.2](#) summarizes the main properties for all the systems presented in Table [B.1](#). The column distribution is:

- (1) ID number;
- (2) Source type: UCXB for confirmed UCXBs, cUCXB for candidate UCXBs, and spLMXB for short period LMXBs;
- (3) Preferred name of the system (GC if located in one);
- (4) Type of accretion, persistent (P) or transient (T). LO is specified for those transients with very long outbursts, and QP for persistent systems with very short period of inactivity (see Sect. [3](#));
- (5) Confirmed nature of the accretor, black hole (BH) or neutron star (NS). If the NS is an accreting X-ray millisecond pulsar, AMXP is added;
- (6) Reported P_{orb} in min;
- (7) Unabsorbed peak X-ray flux in $\text{erg cm}^{-2} \text{s}^{-1}$, standardised to the 2–10 keV band. To do so, we begin with the X-ray flux that has been published in the literature. We assume a power-law spectrum with a photon index $\Gamma = 2$ ([Belloni et al. 2011](#)) and the published total neutral Galactic Hydrogen column density (N_{H}), derived from direct X-ray spectral analysis (reported in column 9);
- (8) Peak optical or IR apparent magnitude (and quiescence [q], if the system is transient). To document the original observed band, we provide its name in its original photometric system;
- (9) Total neutral Galactic Hydrogen column density (N_{H}), published in literature derived from direct X-ray spectral analysis;
- (10) Optical Galactic extinction $E(B - V)$ reported in the literature for host GCs;
- (11) References for the above parameters

Table [B.3](#) shows the main multi-wavelength phenomenology supporting short orbital periods for the systems presented in Table [B.1](#). The column distribution is:

- (1) ID number;
- (2) Source type: UCXB for confirmed UCXBs, cUCXB for candidate UCXBs, and spLMXB for short period LMXBs;
- (3) Preferred name of the system (GC if located in one);
- (4-6) Detection of bursts and their types: short/normal burst (short-B), intermediate long burst (IB) or superburst (SB);
- (7-9) Spectral information, in the X-ray, optical, and UV bands;
- (10-11) Small accretion disc size indirect diagnostic properties: $L_{\text{o}}/L_{\text{X}} \ll 1$, for systems with low optical-to-X-ray luminosity ratio, and $L_{\text{X}}^{\text{Pers}} \ll 1$, for systems persistently accreting at very low X-ray luminosities;
- (12) References for the above parameters.

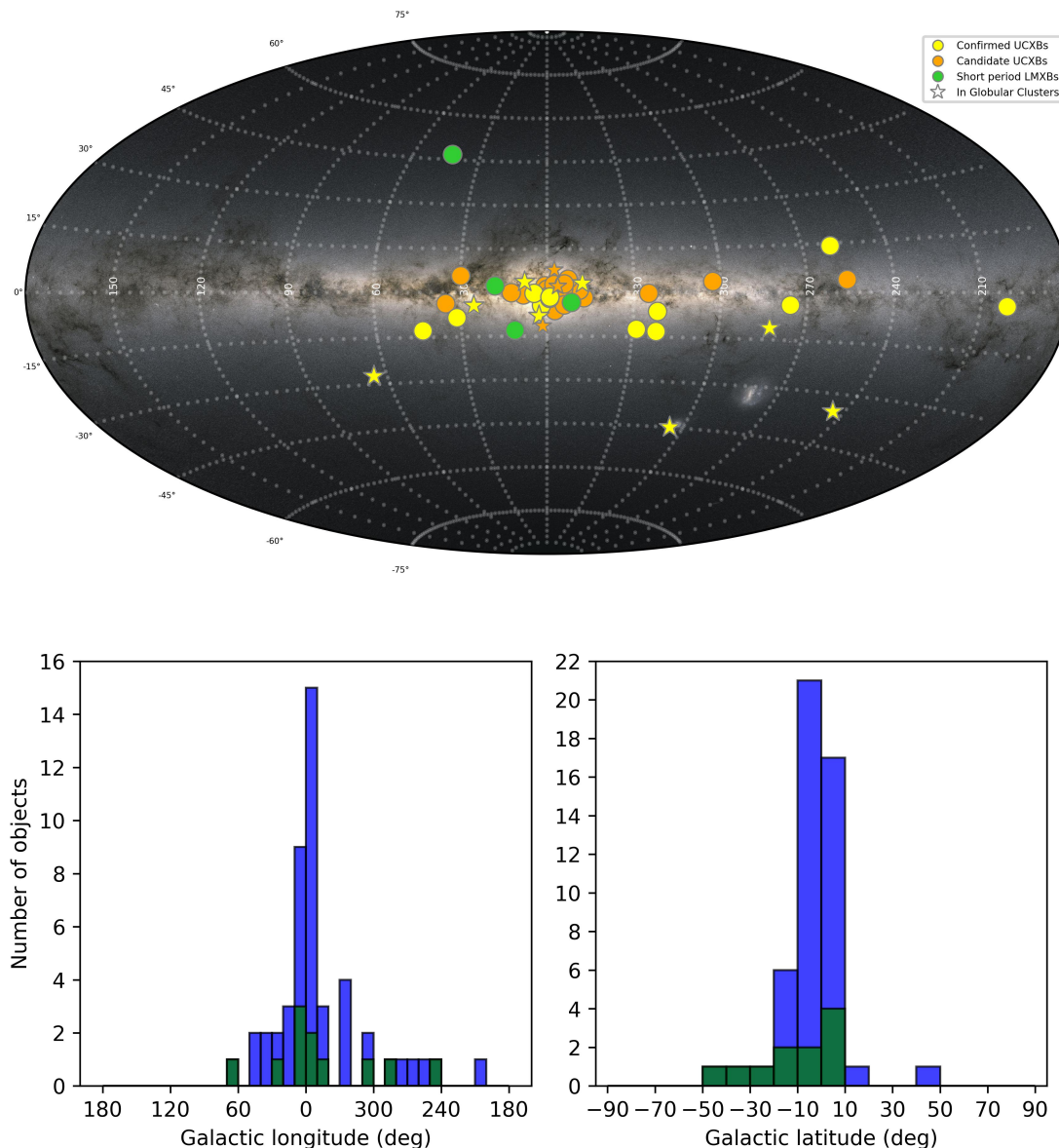


Fig. 2. *Top:* Galactic distribution for all the sources included in the catalogue: the 20 confirmed UCXBs (yellow), 25 candidates (orange) and four short-period LMXBs (green) in Galactic coordinates. Systems located in GCs are marked with stars rather than circles. [Background image credit: ESA/Gaia/DPAC]. *Bottom:* Histogram of the distribution of all sources in Galactic longitude (left) and latitude (right). Blue is used for all systems (field + GC), and green for those located in GCs. A bin size of 10 deg has been applied in both plots.

3. Results

UltraCompCAT currently includes 49 systems. A dozen of them were discovered at the dawn of the X-ray astronomy in the 1970's. This number has steadily increased as new and more sensitive X-ray facilities were launched, such as the *ROSAT* observatory in 1990, which was followed by *Chandra* and *XMM-Newton* missions in 1999 (see Fig. 1). It took 10 years for the first UCXB to be confirmed with the measurement of $P_{\text{orb}}=41.5$ min in 4U 1626-67 using optical pulsations (Middleditch et al. 1981). The number of confirmed UCXBs increased significantly with the launch of missions with enhanced timing capabilities, such as *RXTE* (1996) and, more recently, *NICER* (2017). This led to the discovery of AMXPs (Wijnands & Van Der Klis 1998;

Chakrabarty & Morgan 1998; see Campana et al. 2008; Patruno & Watts 2021 for reviews), whose orbital periods can be efficiently measured with these facilities. To date, AMXPs account for half of the confirmed UCXB population (10 out of 20; see Table B.2). In addition, there are two other AMXPs in our sample that belong to the short period LMXB category (i.e., P_{orb} in the range of 80 to 120 min).

Looking at the long-term behaviour, we find that 22 systems are transient (with five of them experiencing several years long outbursts), while the remaining 27 systems are persistent. The latter group includes four systems that can be classified as quasi-persistent, that is, sources that are active, but sporadically switch into short periods of low luminosity. An illustrative example is AX J1754.2-2754, which has always been observed in active

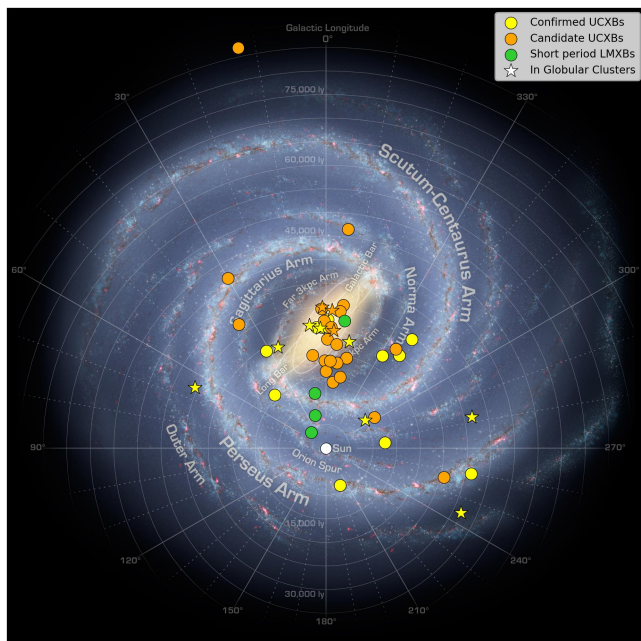


Fig. 3. Galactic distribution of UCXBs and short-period LMXB systems with estimated distances following the same colours and symbols as in Fig. 2 [Background image credit: NASA/JPL-Caltech/R. Hurt (SSC/Caltech)]

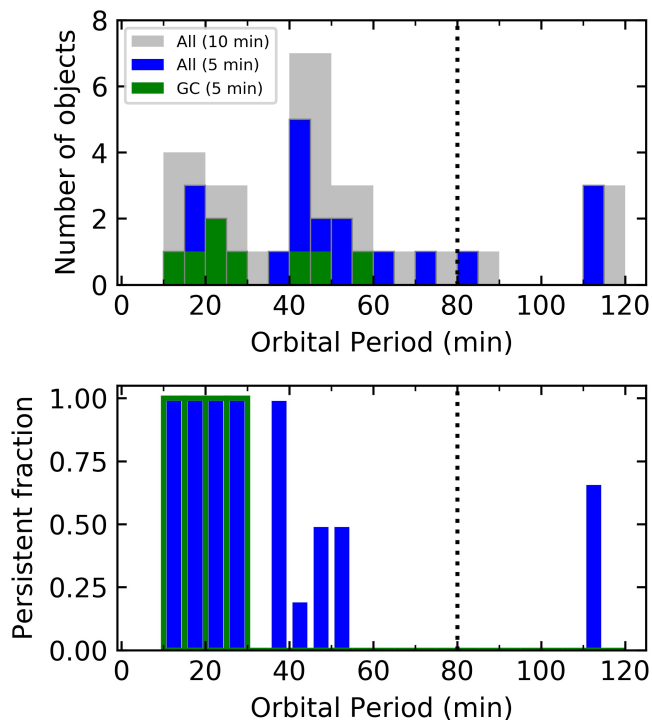


Fig. 4. Top panel: Histogram of the orbital period of UCXBs and short-period LMXB systems, plotted in 10 min bins (grey) and 5 min bins [blue for all (field + GC) systems and green for those located in GCs]. The canonical 80 min that defines bona fide UCXBs limit is shown in a dotted black line. Lower panel: Percentage of systems accreting persistently.

state, except for one occasion, when it was not detected for a brief period of time ($\lesssim 11$ months; Bassa et al. 2008; Jonker & Keek 2008; Degenaar et al. 2012b).

The accretor is a NS in the vast majority of the systems (45 out of 49). This is known through the detection of thermonuclear bursts and/or pulsations, with 36 sources showing the former events. In particular, 18 sources have displayed intermediate-long bursts and four superbursts, with only two targets showing different burst durations compatible with the three categories (short, intermediate-long and superburst): 4U 0614+091 and SLX 1735-269 (see Table B.3). Finally, two of the targets that have not displayed NS signatures have been instead proposed to harbour BHs through indirect evidence. This is based on their position in the X-ray/radio, optical/X-ray and X-ray/photon-index planes (47 Tuc X-9; Miller-Jones et al. 2015 and IGR J17285–2922; Stoop et al. 2021). We note that this low fraction of BH systems is consistent with synthetic population models, which predict a very low number of BHs in UCXBs (less than 20% van Haften et al. 2013; Belczynski & Taam 2004). These would be mostly formed by accretion-induced collapse of accreting NSs (Belczynski & Taam 2004; Chen et al. 2023), rather than a BH directly formed in the collapse of a massive star (but see Qin et al. 2023).

3.1. Galactic distribution

The Galactic distribution of our sample is represented in Fig. 2. Half of them (24 out of the 49), are located in the central 20 deg in longitude (the Galactic bulge). The density of sources decreases drastically as we move away from the centre, with only a few targets scattered between 300 and 180 deg, and none between 70 and 180 deg (see also Fig. 3). In the same way, UCXBs and candidates are concentrated in the Galactic plane, with 92% of them comprised between -20 and 20 deg (77% between -10 and 10 deg; see Fig. 2).

In Fig. 3 we plot the objects with their estimated distances projected onto a face-on view of the Milky Way. About 35% of the sources are located within 8 kpc of the Sun, 50% between 8 and 10 kpc, and only 10% beyond 10 kpc (see also the distribution of distances in Fig. A.1). We note that these numbers have to be taken with caution, since some distances are not well constrained. Half of the distances are derived from thermonuclear bursts assuming Eddington limit luminosity peaks. Here, we used helium fuel distances for the UCXBs and candidates, and hydrogen for the four short period LMXBs (i.e. we do not assume their UCXB nature). In addition, we note that the peak at 8–10 kpc includes nine systems, whose distances were assumed to be ~ 8 kpc (~ 10 kpc in one case) based on their coordinates (i.e. consistent with the Galactic Centre) and neutral hydrogen equivalent column densities. For those systems located in GCs, we used the distance to the host GC. We used (meaningful) distances from *Gaia* parallaxes when the *Gaia* (candidate) counterpart was positively cross-matched to that of our X-ray binary system (e.g., those listed in the work of Arnason et al. 2021).

A total of 11 sources are located in GCs, eight confirmed UCXBs and three candidates (represented by yellow and orange stars, respectively, in Fig. 2 and 3). Most of them correspond to those systems scattered away from the Galactic Bulge and Plane (see Fig. 2). Attending to their long-term variability, six of the sources are persistent systems (five in the case of the confirmed UCXBs; see Table B.2).

3.2. Orbital period distribution

The orbital period is known for 24 out of the 49 sources included in the catalogue. Fig. 4 (top panel) shows the P_{orb} distribution using bins of 5 and 10 min. The sources are grouped in two populations: one with P_{orb} between 10 and 40 min (8 sources; peaking at ~ 20 min), and a second group with P_{orb} between 40 and 60 min (10 sources; peaking at 45 min). Only three systems are scattered within the range of 60 to 85 min, while none is found between 85 and 110 min. From there, the number of sources is observed to increase again, a trend that is known to be followed by classical LMXBs beyond the 120 min limit of *UltraCompCAT* (see e.g., Bahramian & Degenaar 2022). It is worth noting that the ratio between the GC and field UCXB populations is very different in the two main peaks. While the 20-min group is dominated by systems in GCs (5 out of 8), the 45-min peak only includes three (out of 10), and thus is dominated by UCXBs formed in the field (i.e. Galactic Plane and Bulge).

The lower panel in Fig. 4 provides the percentage of systems that are persistent for each 5-min P_{orb} bin. The objects within the ~ 20 min peak are all persistent. As a matter of fact, every UCXB below 40 min is persistent. This drops sharply to below $\sim 50\%$ for $P_{\text{orb}} > 40$ min, and then to zero for systems with P_{orb} longer than 60 min. This number increases again to $\sim 60\%$ for systems with P_{orb} longer than 110 min.

Out of the eight GC sources with a P_{orb} measurement, five are persistent (those with $P_{\text{orb}} < 40$ min), while the remaining three sources of the 45-min group are transient. In the case of the 16 field systems, half of them are persistent: the three systems with $P_{\text{orb}} < 40$ min, three out of the seven systems in the 45-min peak, and two short-period LMXBs (with $P_{\text{orb}} \sim 110$ min).

4. Discussion

UCXBs are a distinctive subset of the LMXB family. In the past, this has given rise to several compilations that list its members and basic characteristics (e.g. in 't Zand et al. 2007; Nelemans & Jonker 2010; van Haaften et al. 2012a; Heinke et al. 2013). In this paper, we have taken another step forward by creating *UltraCompCAT*. The UCXB properties compiled in the catalogue have allowed us to discuss their orbital period distribution, which is key to understand their origin and evolution, as well as their Galactic distribution.

4.1. *UltraCompCAT*: present and future

UltraCompCAT is the first comprehensive catalogue of ultra-compact and short orbital period X-ray binaries. It is available online and includes 49 sources, whose (known) properties have been carefully revised and listed. Among the hundreds of reported LMXBs, both transient and persistent, we have selected those with P_{orb} or spectral properties compatible with the UCXB family. This has been done by thoroughly searching in the literature, aiming at providing accurate information that can be used in UCXB research. We cannot be totally certain that all the sources included in *UltraCompCAT* are bona fide UCXBs. First, we have extended the sample to systems with $P_{\text{orb}} > 80$ min, that we refer to as short-period LMXBs. We find it is important to include this category since: (i) the UCXB nature of a given LMXB is not strictly defined by P_{orb} , but by the nature of the donor. Systems with $P_{\text{orb}} > 80$ min may in fact be UCXBs that have evolved past the minimum P_{orb} ; (ii) even if they are not UCXBs, this subset of LMXBs can be useful for UCXB studies (since they might be UCXB progenitors; e.g. Armas Padilla et al. 2022). In any

case, only four out of the 49 systems belong to this P_{orb} range. Secondly, we decided to follow an inclusive approach by building the UCXB-candidates group, although it could be the case that new P_{orb} measurements end up disproving the UCXB nature of some of the current members. However, previous studies have shown that a significant fraction of the candidates are eventually confirmed (e.g. Zurek et al. 2009; Zhong & Wang 2011; Strohmayer et al. 2018a).

Likewise, *UltraCompCAT* is necessarily affected by observational biases related to the instrumentation employed, cadence and completeness. Besides the ample theoretical support behind the idea that the vast majority of the Galactic UCXBs are yet to be discovered, it is also possible that some known LMXBs are unclassified UCXBs. Similarly, there is a large number of faint, unclassified X-ray sources detected by the most sensitive X-ray surveys (e.g. Webb et al. 2020; Bahramian et al. 2021). While the dominant population is expected to be (magnetic) accreting WDs, the large number of Galactic UCXBs predicted to exist by theoretical studies (Belczynski & Taam 2004; van Haaften et al. 2013) suggest the UCXB nature of some of these faint sources.

Despite the above biases, *UltraCompCAT* represents the current observational view of UCXBs, and the most complete ever compiled. *UltraCompCAT* will be continuously updated, growing in size as more systems are discovered and characterised, and more orbital periods are measured.

4.2. On the different populations of UCXBs

The Galactic distribution of UCXBs (see Fig. 2) shows an accumulation of objects in the Galactic bulge (although several distances are not well constrained) and along the disc plane, with only a few scattered sources placed further away (located mostly in GCs). This is in agreement with UCXBs being mostly Population-II stars (Tauris & van den Heuvel 2006). About a quarter of our sources are located in GCs: eight of the 20 confirmed UCXBs and three of the candidates. This is not unexpected since UCXBs are predicted to be overproduced in these dense conglomerations of stars via dynamical collisions. As a matter of fact, UCXBs formed in GCs have even been suggested to be one of the dominant populations of X-ray binaries (Verbunt 1987; Bildsten & Deloye 2004; Ivanova et al. 2008).

The histogram representing the P_{orb} distribution (Fig. 4) shows three main groups, which might be related to different UCXBs populations. One group with $P_{\text{orb}} \sim 20$ min (10 to 40 min), a second one with $P_{\text{orb}} \sim 45$ min (40 to 60 min), and a third, less populated, with periods longer than 110 min. According to binary synthesis models, the population of UCXBs in the Galaxy is expected to be $\sim 0.1 - 1 \times 10^5$. Most of them are predicted to have already evolved to P_{orb} longer than ~ 60 min, and thus characterised by low accretion rates. Taking this into account, together with the disc instability model, only a few tens of UCXBs are expected to have shown activity during the X-ray astronomy era (Zhu et al. 2012; Belczynski & Taam 2004). However, systems formed in GCs via dynamical interactions (i.e. at any time) may modify this picture.

van Haaften et al. (2013) explored the formation of UCXBs in the Galactic bulge (i.e. the oldest Galactic field population). They predict a peak of sources below 30 min dominated by persistent systems formed through the WD channel, most of them with He or C/O WD donors. Contrastingly, the helium burning channel is expected to contribute (at most) with a few transients with longer P_{orb} (60–80 min). Hence, the observed 20-min peak formed by persistent systems (Fig. 4) could in principle be associated with the WD channel. However, Fig. 4 shows that it is

dominated by GC systems (75 %), while very short $P_{\text{orb}} (\lesssim 40 \text{ min})$ UCXBs formed in the field are scarce. The histogram also includes three transient field UCXBs with P_{orb} in the range of 60–80 min, that could be identified with the helium burning channel according to van Haften et al. (2013), but this work does not specifically account for the observed peak at 40–60 min.

In a different study, Zhu et al. (2012) predict that systems formed via the helium star channel in the Galactic field might be observed over a wider range in P_{orb} (between $\sim 1 - 80 \text{ min}$), peaking at $\sim 40 \text{ min}$. These systems would be persistent, while the observed 40–60 min population is mostly transient. In this model, transient UCXBs would have longer periods ($33 < P_{\text{orb}} < 130 \text{ min}$), but only a few (i.e. many less than persistent ones) would be detected. This does not seem to be consistent with the current (i.e. observed) Galactic field populations, in which half of UCXBs are transient sources. The evolved main-sequence star channel is predicted to produce a much lower number of UCXBs (e.g., only 0.3 % according to van Haften et al. 2013), and thus its contribution to the observable population should be negligible.

In general, UCXBs population synthesis models, which are mostly focused on systems in the Galactic field, predict that the vast majority of the sources should have evolved towards relatively long orbital periods. Therefore, they would be transients characterised by low accretion rates (and thus long recurrence times). However, our study shows that the transient UCXB population (i.e. those that have displayed at least one outburst in ~ 60 years) is not as low as predicted. As a matter of fact, transients account for almost half of the sample (22 out of 49 systems, 9 out of the 20 confirmed UCXBs). This becomes even more striking if we only consider UCXBs in the Galactic field (19 persistent and 19 transients). On the other hand, the population of UCXBs and candidates in GCs is formed by 11 sources, most of them persistent with $P_{\text{orb}} < 30 \text{ min}$ (five out of the eight with a P_{orb} measurement). In fact, there is a dearth of (longer period) transients formed in GCs. This might be consistent with most of them being produced by dynamical interactions (i.e. at any time) via the WD evolutionary channel, as suggested in Heinke et al. (2013).

To elucidate the evolutionary channel of a given UCXB based on observational constraints is challenging. Optical, X-ray and UV spectroscopy, together with the properties of type I X-ray bursts can be used to infer the abundances of the accreted material. For instance, Cumming (2003) propose that 4U 1820–303 has a helium rich companion based on its type I X-ray bursts. However, tight constraints on more than one element would be required to single out the evolutionary channel (see e.g. Nelemans et al. 2010). In addition, one might also consider the observed accretion rate (i.e. luminosity) for a given P_{orb} together with the disc instability model (i.e. persistent or transient behaviour). Based on this, the three persistent systems of the 45-min group may have formed through the helium star channel (Nelemans et al. 2010; Heinke et al. 2013). Nevertheless, its worth noting that there are several cases where it is difficult to reconcile all the above into a single picture (e.g. 4U 0614+091 and 2S 0918-549; see e.g. Kuulkers et al. 2010; Heinke et al. 2013; Armas Padilla et al. 2020).

5. Conclusions

We have presented the first comprehensive catalogue of ultra-compact and short orbital period X-ray binaries, which currently includes 49 sources. This compilation is available online¹ and includes a carefully revised collection of observational properties

for each source. *UltraCompCAT* will grow as more systems are discovered and more orbital periods are measured. Thus, we expect that it will become a powerful tool for the study of this key subgroup of LMXBs, particularly in the new era of gravitational wave astrophysics, since UCXBs are expected to be among the loudest persistent sources. We have shown that the orbital period distribution of the current sample presents two main groups. One mainly formed by persistent systems in GCs with orbital periods shorter than 30 min, and a second one with transient objects (70 %), periods in the range of 40 to 60 min, and dominated by UCXBs in the Galactic field. These two groups might be the result of two different evolutionary channels that dominate in the GC and field populations. Future observations of known and newly discovered UCXBs will allow *UltraCompCAT* to grow and hopefully shed light on these open problems.

Acknowledgements. This work is supported by the Spanish Ministry of Science under grants PID2020-120323GB-I00, PID2021-124879NB-I00, and EUR2021-122010. We acknowledge support from the Consejería de Economía, Conocimiento y Empleo del Gobierno de Canarias and the European Regional Development Fund (ERDF) under grant with reference ProID2021010132.

References

- Alizai, K., Chenevez, J., Brandt, S., & Lund, N. 2020, *Monthly Notices of the Royal Astronomical Society*, 494, 2509
- Altamirano, D., Patruno, A., Heinke, C., et al. 2010, *Astrophysical Journal Letters*, 712, 58
- Anderson, G. E., Gaensler, B. M., Kaplan, D. L., et al. 2014, 212, 13
- Angelini, L., White, N. E., Nagase, F., et al. 1995, 449, L41
- Armas Padilla, M., Degenaar, N., & Wijnands, R. 2013a, *Monthly Notices of the Royal Astronomical Society*, 434, 1586
- Armas Padilla, M. & López-Navas, E. 2019, *Monthly Notices of the Royal Astronomical Society*, 488, 5014
- Armas Padilla, M., Muñoz-Darias, T., Jiménez-Ibarra, F., et al. 2020, *Astronomy and Astrophysics*, 644, A63
- Armas Padilla, M., Ponti, G., De Marco, B., Muñoz-Darias, T., & Haberl, F. 2018, *Monthly Notices of the Royal Astronomical Society*, 473, 3789
- Armas Padilla, M., Rodríguez-Gil, P., Muñoz-Darias, T., et al. 2022, *The Astrophysical Journal Letters*, 931, L9
- Armas Padilla, M., Wijnands, R., & Degenaar, N. 2013b, *Monthly Notices of the Royal Astronomical Society: Letters*, 436, L89
- Arnason, R. M., Papei, H., Barmby, P., Bahramian, A., & D. Gorski, M. 2021, *Monthly Notices of the Royal Astronomical Society*, 502, 5455
- Asai, K., Mihara, T., Serino, M., et al. 2016, *ATel*, 8769, 1
- Aurriere, M. & Koch-Miramond, L. 1992, *NTT observations of the globular cluster X-ray binary NGC 6712:S/X 1850-086*, Tech. rep.
- Baglio, M. C., D’Avanzo, P., Campana, S., et al. 2016, *Astronomy & Astrophysics*, 587, A102
- Baglio, M. C., Mainetti, D., D’Avanzo, P., et al. 2014, *Astronomy & Astrophysics*, 572, A99
- Bahramian, A. & Degenaar, N. 2022, *arXiv e-prints*, arXiv:2206.10053
- Bahramian, A., Heinke, C. O., Kennea, J. A., et al. 2021, *Monthly Notices of the Royal Astronomical Society*, 501, 2790
- Bahramian, A., Heinke, C. O., Tudor, V., et al. 2017, *Monthly Notices of the Royal Astronomical Society*, 467, 2199
- Barlow, E. J., Bird, A. J., Clark, D. J., et al. 2005, *A&A*, 437, L27
- Barret, D., Olive, J. F., & Oosterbroek, T. 2003, *Astronomy & Astrophysics*, 400, 643
- Bassa, C., Jonker, P.G., et al. 2008, *atel*, 1575
- Bassa, C. G., Jonker, P. G., In ’t Zand, J. J. M., & Verbunt, F. 2006, *Astronomy & Astrophysics*, 446, L17
- Baumgardt, H. & Vasiliev, E. 2021, *Monthly Notices of the Royal Astronomical Society*, 505, 5957
- Bazzano, A., Cocchi, M., Ubertini, P., et al. 1997, *IAU Circ.*, No. 6668, #2 (1997). Edited by Green, D. W. E., 6668, 2
- Becker, R. H., Smith, B. W., Swank, J. H., et al. 1977, 216, L101
- Belczynski, K. & Taam, R. E. 2004, *The Astrophysical Journal*, 603, 690
- Belloni, T. M., Motta, S. E., & Muñoz-Darias, T. 2011, *Bulletin of the Astronomical Society of India*, 39, 409
- Bhattacharyya, S., Strohmayer, T. E., Markwardt, C. B., & Swank, J. H. 2006, *The Astrophysical Journal*, 639, L31
- Bildsten, L. & Deloye, C. J. 2004, *The Astrophysical Journal*, 607, L119
- Boissay, R., Chenevez, J., Bozzo, E., et al. 2012, *atel*, 3984, 1

- Boller, T., Haberl, F., Voges, W., et al. 1997, *IAUC*, 6546, 1
- Bozzo, E., Grinberg, V., Wilms, J., et al. 2017, *The Astronomer's Telegram*, 10880, 1
- Brandt, S., Budtz-Jørgensen, C., & Chenevez, J. 2006a, *The Astronomer's Telegram*, No.778, 778, 1
- Brandt, S., Budtz-Jørgensen, C., Chenevez, J., et al. 2006b, *The Astronomer's Telegram*, No.970, 970, 1
- Brown, A. G. A., Vallenari, A., Prusti, T., et al. 2021, *Astronomy & Astrophysics*, 649, A1
- Bult, P., Altamirano, D., Arzoumanian, Z., et al. 2021, *The Astrophysical Journal*, 920, 59
- Cackett, E. M., Miller, J. M., Raymond, J., et al. 2008, *The Astrophysical Journal*, 677, 1233
- Cackett, E. M., Wijnands, R., & Remillard, R. 2006, *Monthly Notices of the Royal Astronomical Society*, 369, 1965
- Campana, S., Ferrari, N., Stella, L., & Israel, G. L. 2005, *Astronomy and Astrophysics*, 434
- Campana, S., Rivasio, M., Israel, G. L., Mangano, V., & Belloni, T. 2003, 594, L39
- Campana, S., Stella, L., Israel, G., & D'Avanzo, P. 2008, *The Astrophysical Journal*, 689, L129
- Casares, J., Jonker, P. G., & Israelian, G. 2017, in *Handbook of Supernovae* (Springer International Publishing), 1499–1526
- Chakrabarty, D. 1998, *The Astrophysical Journal*, 492, 342
- Chakrabarty, D. & Jonker, P. G. 2020, *The Astronomer's Telegram*, 14146, 1
- Chakrabarty, D., Jonker, P. G., & Markwardt, C. B. 2016, *The Astronomer's Telegram*, 9591, 1
- Chakrabarty, D. & Morgan, E. H. 1998, *Nature*, 394, 346
- Chelovekov, I. V. & Grebenev, S. A. 2010, *Astronomy Letters*, 36, 895
- Chelovekov, I. V., Grebenev, S. A., Mereminskiy, I. A., & Prosvetov, A. V. 2017, *Astronomy Letters*, 43, 781
- Chelovekov, I. V., Grebenev, S. A., & Sunyaev, R. A. 2006, *Astronomy Letters*, 32, 456
- Chelovekov, I. V. & Grebenev, S. A. 2007, *Astronomy Letters*, 33, 807
- Chen, H.-L., Tauris, T. M., Chen, X., & Han, Z. 2023, *The Astrophysical Journal*, arXiv:2305.06550
- Chen, H. L., Tauris, T. M., Han, Z., & Chen, X. 2021, *Monthly Notices of the Royal Astronomical Society*, 503, 3540
- Chenevez, J., Beeck, S., Brandt, S., et al. 2017, *The Astronomer's Telegram*, 10195, 1
- Chenevez, J., Falanga, M., Kuulkers, E., et al. 2007, *Astronomy and Astrophysics*, 469
- Chenevez, J., Kuulkers, E., Brandt, S., et al. 2012, *The Astronomer's Telegram*, 4050, 1
- Cherepashchuk, A. M., Molkov, S. V., Lutovinov, A. A., & Postnov, K. A. 2015, *The Astronomer's Telegram*, 7506, 1
- Chevalier, C. & Ilovaisky, S. A. 1987, 2S 0918-549 : optical identification and study of a new distant low-mass X-ray binary., *Tech. rep.*
- Chevalier, C., Ilovaisky, S. A., & Charles, P. A. 1985, XB 1905+000 : the most distant optically identified X-ray burster ?, *Tech. rep.*
- Chevalier, C., Ilovaisky, S. A., Chevalier, C., & Ilovaisky, S. A. 1990, *A&A*, 228, 115
- Christian, D. J. & Swank, J. H. 1997, *The Astrophysical Journal Supplement Series*, 109, 177
- Churazov, E., Sunyaev, R., Revnivtsev, M., et al. 2007, *Astronomy and Astrophysics*, 467, 529
- Clark, G. W., Kwok Li, F., Canizares, C., et al. 1977, *Monthly Notices of the Royal Astronomical Society*, 179, 651
- Cocchi, M., Bazzano, A., Natalucci, L., et al. 1998, *The Astrophysical Journal*, 508, L163
- Cocchi, M., Natalucci, L., in 't Zand, J., et al. 1999, *IAUC*, 7247, 3
- Coomber, G., Heinke, C. O., Cohn, H. N., Lugger, P. M., & Grindlay, J. E. 2011
- Cornelisse, R., D'Avanzo, P., Muñoz-Darias, T., et al. 2009, \aap, 495, L1
- Cornelisse, R., Verbunt, F., In't Zand, J. J., Kuulkers, E., & Heise, J. 2002, *Astronomy and Astrophysics*, 392, 931
- Corral-Santana, J. M., Casares, J., Muñoz-Darias, T., et al. 2016, *Astronomy & Astrophysics*, 587, A61
- Costantini, E., Pinto, C., Kaastra, J. S., et al. 2012, *Astronomy & Astrophysics*, 539, A32
- Coti Zelati, F., De Ugarte Postigo, A., Russell, T. D., et al. 2021, *Astronomy and Astrophysics*, 650, A69
- Cumming, A. 2003, *The Astrophysical Journal*, 595, 1077
- Curran, P. A., Chaty, S., & Heras, J. A. Z. 2011, *A&A*, 533, A3
- D'Avanzo, P., Campana, S., Casares, J., et al. 2009, *Astronomy & Astrophysics*, 508, 297
- Davison, P., Burnell, J., Ives, J., Wilson, A., & Carpenter, G. 1976, 2925, 2
- de Marchi, G. & Paresce, F. 1994, *The Astrophysical Journal*, 422, 597
- Degenaar, N., Altamirano, D., Parker, M., et al. 2016, *Monthly Notices of the Royal Astronomical Society*, 461, 4049
- Degenaar, N., Altamirano, D., & Wijnands, R. 2012a, \atel, 4219
- Degenaar, N., Jonker, P. G. G., Torres, M. A. P. a. P., et al. 2010, \mnras, 1602, 1591
- Degenaar, N., Krauss, M., Maitra, D., et al. 2007, *The Astronomer's Telegram*, 1136, 1
- Degenaar, N., Pinto, C., Miller, J. M., et al. 2017, *Monthly Notices of the Royal Astronomical Society*, 464, 398
- Degenaar, N., Starling, R. L. C. L. C., Evans, P. A. a., et al. 2012b, \aap, 540, A22
- Degenaar, N., Wijnands, R., & Kaur, R. 2011, \mnras, 414, L104
- Degenaar, N., Wijnands, R., & Miller, J. M. 2013, \apj, 767, L31
- Del Santo, M., Romano, P., Ferrigno, C., et al. 2012, *The Astronomer's Telegram*, 4017, 1
- Del Santo, M., Sidoli, L., Mereghetti, S., et al. 2007, \aap, 468, L17
- Deller, A., Degenaar, N., Hessels, J., et al. 2015, ATel, 7255, 1
- Deutsch, E. W., Anderson, S. F., Margon, B., & Downes, R. A. 1996, *The Astrophysical Journal*, 472, L97
- Deutsch, E. W., Margon, B., & Anderson, S. F. 1998, *The Astronomical Journal*, 116, 1301
- Deutsch, E. W., Margon, B., & Anderson, S. F. 2000, \apj, 530, L21
- Di Salvo, T., Iaria, R., Burderi, L., & Robba, N. R. 2000, *The Astrophysical Journal*, 542, 1034
- Diaz Trigo, M., Migliari, S., Miller-Jones, J. C., et al. 2017, *Astronomy and Astrophysics*, 600
- Dieball, A., Knigge, C., Zurek, D. R., et al. 2005, *The Astrophysical Journal*, 634, L105
- Downes, R. A., Anderson, S. F., & Margon, B. 1996, *Publications of the Astronomical Society of the Pacific*, 108, 688
- Elebert, P., Callanan, P. J., Filippenko, A. V., et al. 2007, *MNRAS*, 383, 1581
- Emelyanov, A. N., Aref'ev, V. A., Churazov, E. M., Gilfanov, M. R., & Sunyaev, R. A. 2001, *Astronomy Letters*, 27, 781
- Evans, P. A., Tohuvavohu, A., & Neil Gehrels Swift Observatory Team. 2020, *GRB Coordinates Network*, 26982, 1
- Fabian, A. C., Pringle, J. E., & Rees, M. J. 1975, *Monthly Notices of the Royal Astronomical Society*, 172, 15P
- Falanga, M., Chenevez, J., Cumming, A., et al. 2008, *Astronomy and Astrophysics*, 484, 43
- Fiocchi, M., Bazzano, A., Natalucci, L., Landi, R., & Ubertini, P. 2011, *Monthly Notices of the Royal Astronomical Society: Letters*, 414, 41
- Fiocchi, M., Bazzano, A., Ubertini, P., & De Cesare, G. 2008, *A&A*, 477, 239
- Forman, W. & Jones, C. 1976, *The Astrophysical Journal*, 207, L177
- Futamato, K., Mitsuda, K., Takei, Y., Fujimoto, R., & Yamasaki, N. Y. 2004, *The Astrophysical Journal*, 605, 793
- Galloway, D. K., Chakrabarty, D., Morgan, E. H., & Remillard, R. A. 2002, *The Astrophysical Journal*, 576, L137
- Galloway, D. K., in 't Zand, J., Chenevez, J., et al. 2020, *The Astrophysical Journal Supplement Series*, 249, 32
- Galloway, D. K., Yao, Y., Marshall, H., Misanovic, Z., & Weinberg, N. 2010, *The Astrophysical Journal*, 724, 417
- Gambino, A. F., Iaria, R., Di Salvo, T., et al. 2019, *Astronomy and Astrophysics*, 625
- Gavriil, F. P., Strohmayer, T. E., & Bhattacharyya, S. 2012, *The Astrophysical Journal*, 753, 2
- Giacconi, R., Murray, S., Gursky, H., et al. 1974, 27, 37
- Giacconi, R., Murray, S., Gursky, H., et al. 1972, *The Astrophysical Journal*, 178, 281
- Gierliński, M. & Poutanen, J. 2005, 359, 1261
- Giles, A. B., Greenhill, J. G., Hill, K. M., & Sanders, E. 2005, *Monthly Notices of the Royal Astronomical Society*, 361, 1180
- Gioia, I. M., Maccacaro, T., Schild, R. E., et al. 1990, *The Astrophysical Journal Supplement Series*, 72, 567
- Goodwin, A. J., Galloway, D. K., Zand, J. J. M. i. t., et al. 2019, *Monthly Notices of the Royal Astronomical Society*, 486, 4149
- Gottwald, M., Steinle, H., Graser, U., et al. 1991, *A&AS*, 89, 367
- Grindlay, J. E. 1981, in *Astrophysics and Space Science Library*, Vol. 87, X-ray Astronomy with the Einstein Satellite, ed. R. Giacconi, 79–109
- Grindlay, J. E., Cohn, H., & Schmidtke, P. 1987, 4393, 1
- Guver, T., Ak, T., Urgup, H., et al. 2015, *The Astronomer's Telegram*, 8149, 1
- Hakala, P., Ramsay, G., Muhli, P., et al. 2005, *Monthly Notices of the Royal Astronomical Society*, 356, 1133
- Hakala, P. J., Charles, P. A., & Muhli, P. 2011, *Mon. Not. R. Astron. Soc.*, 416, 644
- Harris, W. E. 1996, *The Astronomical Journal*, 112, 1487
- Harris, W. E. 2010, arXiv, arXiv:1012.3224
- Haurberg, N. C., Lubell, G. M. G., Cohn, H. N., et al. 2010, *Astrophysical Journal*, 722, 158
- Heinke, C. O., Altamirano, D., Cohn, H. N., et al. 2009, *Astrophysical Journal*, 714, 894
- Heinke, C. O., Edmonds, P. D., & Grindlay, J. E. 2001, *The Astrophysical Journal*, 562, 363

- Heinke, C. O., Grindlay, J. E., Edmonds, P. D., et al. 2005, *The Astrophysical Journal*, 625, 796
- Heinke, C. O., Ivanova, N., Engel, M. C., et al. 2013, *The Astrophysical Journal*, 768, 184
- Hemphill, P. B., Schulz, N. S., Marshall, H. L., & Chakrabarty, D. 2021, 920, 142
- Hernández Santisteban, J. V., Cúneo, V., Degenaar, N., et al. 2019a, *Monthly Notices of the Royal Astronomical Society*, 488, 4596
- Hernández Santisteban, J. V., Cúneo, V., Degenaar, N., et al. 2019b, *Monthly Notices of the Royal Astronomical Society*, 488, 4596
- Hertz, P. & Grindlay, J. E. 1984, *The Astrophysical Journal*, 282, 118
- Hills, J. G. 1976, *Monthly Notices of the Royal Astronomical Society*, 175, 1P
- Hoffman, J. A., Cominsky, L., & Lewin, W. H. G. 1980, *The Astrophysical Journal*, 240, L27
- Hoffman, J. A., Lewin, W. H. G., Doty, J., et al. 1976, *The Astrophysical Journal*, 210, L13
- Hoffman, J. A., Lewin, W. H. G., Doty, J., et al. 1978, 221, L57
- Homan, J., Sivakoff, G., Pooley, D., et al. 2016, *The Astronomer's Telegram*, 8971, 1
- Homer, L., Anderson, S. F., Margon, B., Deutsch, E. W., & Downes, R. A. 2001, *ApJL*, 550, L155
- Homer, L., Anderson, S. F., Wachter, S., & Margon, B. 2002, *The Astronomical Journal*, 124, 3348
- Homer, L., Charles, P. A., Naylor, T., et al. 1996, *Monthly Notices of the Royal Astronomical Society*, 282, L37
- Iaria, R., Di Salvo, T., Lavagetto, G., Robba, N. R., & Burderi, L. 2006, *The Astrophysical Journal*, 647, 1341
- Iaria, R., Sanna, A., Di Salvo, T., et al. 2021, *Astronomy and Astrophysics*, 646, A120
- Iben, Icko, J. & Tutukov, A. V. 1987, *The Astrophysical Journal*, 313, 727
- in 't Zand, J., Heise, J., Bazzano, A., Cocchi, M., & Smith, M. J. S. 1999, 7243, 2
- in 't Zand, J., Verbunt, F., Heise, J., et al. 2004, *Nuclear Physics B - Proceedings Supplements*, 132, 486
- in 't Zand, J. J. M., Bassa, C. G. G., Jonker, P. G. G., et al. 2008, *A&A*, 485, 183
- in 't Zand, J. J. M., Cornelisse, R., & Méndez, M. 2005, *Astronomy & Astrophysics*, 440, 287
- in 't Zand, J. J. M., Jonker, P. G., & Markwardt, C. B. 2007, *Astronomy & Astrophysics*, 465, 953
- in 't Zand, J. J. M., Verbunt, F., Kuulkers, E., et al. 2002, *Astronomy and Astrophysics*, 389, 43
- in 't Zand, J. J. M., Kries, M. J. W., Palmer, D. M., & Degenaar, N. 2019, *Astronomy & Astrophysics*, 621, A53
- in't Zand, J., Linares, M., & Markwardt, C. 2014, *The Astronomer's Telegram*, No.5972, 5972, 1
- In't Zand, J. J. M., Heise, J., Muller, J. M., et al. 1999, *Nuclear Physics B Proceedings Supplements*, 69, 228
- Israel, G. L., Krimm, H. A., Rea, N., et al. 2008, *\atel*, 1528
- Ivanova, N., Heinke, C. O., Rasio, F. A., Belczynski, K., & Fregeau, J. M. 2008, *Monthly Notices of the Royal Astronomical Society*, 386, 553
- Ivanova, N., Rasio, F. A., Lombardi, Jr., J. C., Dooley, K. L., & Proulx, Z. F. 2005, *The Astrophysical Journal*, 621, L109
- Jonker, P. G., Bassa, C. G., & Wachter, S. 2007, *Monthly Notices of the Royal Astronomical Society*, 377, 1295
- Jonker, P. G., Galloway, D. K., McClintock, J. E., et al. 2004, *Monthly Notices of the Royal Astronomical Society*, 354, 666
- Jonker, P. G. & Keek, L. 2008, *\atel*, 1643
- Jonker, P. G., Mendez, M., Nelemans, G., Wijnands, R., & van der Klis, M. 2003a, *Monthly Notices of the Royal Astronomical Society*, 341, 823
- Jonker, P. G. & Nelemans, G. 2004, *Monthly Notices of the Royal Astronomical Society*, 354, 355
- Jonker, P. G., Nelemans, G., Wang, Z., et al. 2003b, *Monthly Notices of the Royal Astronomical Society*, 344, 201
- Jonker, P. G., van der Klis, M., Homan, J., et al. 2001, *The Astrophysical Journal*, 553, 335
- Jonker, P. G., van der Klis, M., Kouveliotou, C., et al. 2003c, *Monthly Notices of the Royal Astronomical Society*, 346, 684
- Juett, A. M. & Chakrabarty, D. 2005, *The Astrophysical Journal*, 627, 926
- Juett, A. M., Galloway, D. K., & Chakrabarty, D. 2003, *The Astrophysical Journal*, 587, 754
- Juett, A. M., Psaltis, D., & Chakrabarty, D. 2001, *The Astrophysical Journal*, 560, 59
- Juett, A. M. M. & Chakrabarty, D. 2003, *The Astrophysical Journal*, 599, 498
- Kaaret, P., Morgan, E. H., Vanderspek, R., & Tomsick, J. A. 2006, *The Astrophysical Journal*, 638, 963
- Kaptejn, R. G. G., in't Zand, J. J. M. J. M., Kuulkers, E., et al. 2000, *\aap*, 358, L71
- Kashyap, U., Chakrabarty, M., & Bhattacharyya, S. 2022, *Monthly Notices of the Royal Astronomical Society*, 512, 6180
- Katz, J. I. 1975, Two kinds of stellar collapse
- Kaur, R., Wijnands, R., Kamble, A., et al. 2017, *Monthly Notices of the Royal Astronomical Society*, stw2319
- Keek, L., Iwakiri, W., Serino, M., et al. 2017, *The Astrophysical Journal*, 836, 111
- King, I. R., Stanford, S. A., Albrecht, R., et al. 1993, *The Astrophysical Journal*, 413, L117
- Knigge, C., Dieball, A., Maíz Apellániz, J., et al. 2008, *The Astrophysical Journal*, 683, 1006
- Koliopanos, F., Peaúlt, M., Vasilopoulos, G., et al. 2021, *Monthly Notices of the Royal Astronomical Society*, 501, 548
- Krauss, M. I., Schulz, N. S., Chakrabarty, D., Juett, A. M., & Cottam, J. 2007, *The Astrophysical Journal*, 660, 605
- Krimm, H. A., Markwardt, C. B., Deloye, C. J., et al. 2007, *The Astrophysical Journal*, 668, L147
- Kuulkers, E. 2005, *\Atel* #483: Probable superbursts in 4U 0614+091 and 4U 1608-522
- Kuulkers, E. 2009, *The Astronomer's Telegram*, No.2141, 2141, 1
- Kuulkers, E., den Hartog, P. R., in 't Zand, J. J. M., et al. 2003, *Astronomy & Astrophysics*, 399, 663
- Kuulkers, E., in 't Zand, J. J. M., Atteia, J.-L., et al. 2010, *Astronomy and Astrophysics*, 514, A65
- Lasota, J.-P. 2001, *New Astronomy Reviews*, 45, 449
- Lehto, H. J., Machin, G., McHardy, I. M., & Callanan, P. 1990, *Nature*, 347, 49
- Lewin, W. H. G. 1976, *iaucirc*, 2914, 3
- Lewin, W. H. G., Li, F. K., Hoffman, J. A., et al. 1976, *Monthly Notices of the Royal Astronomical Society*, 177, 93P
- Lin, D., Webb, N. A., & Barret, D. 2012, *Astrophysical Journal*, 756
- Lin, J. & Yu, W. 2018, *Monthly Notices of the Royal Astronomical Society*, 474, 1922
- Lin, J. & Yu, W. 2020, *The Astrophysical Journal*, 903, 37
- Liu, Q. Z., Van Paradijs, J., & Van Den Heuvel, E. P. 2007, *Astronomy and Astrophysics*, 469, 807
- Ludlam, R. M., Miller, J. M., Cackett, E. M., Degenaar, N., & Bostrom, A. C. 2017, *The Astrophysical Journal*, 838, 79
- Ludlam, R. M., Miller, J. M., Cackett, E. M., et al. 2016, *The Astrophysical Journal*, 824, 37
- Machin, G., Callanan, P. J., Charles, P. A., et al. 1990, *Optical and X-ray observations of 4U0614 + 09*, Tech. rep.
- Majej, O. K., Jonker, P. G., Fabian, A. C., et al. 2010, *Monthly Notices of the Royal Astronomical Society: Letters*, 407, L11
- Majej, O. K., Jonker, P. G., Groot, P. J., et al. 2013, *Monthly Notices of the Royal Astronomical Society*, 429, 2986
- Malesani, D. B., Izzo, L., Palmerio, J., et al. 2020, *GRB Coordinates Network*, 26989, 1
- Markert, T. H., Backman, D. E., & McClintock, J. E. 1976, 208, L115
- Markert, T. H., Bradt, H. V., Clark, G. W., et al. 1975, 2765, 1
- Markwardt, C. B., Juda, M., & Swank, J. H. 2003a, *IAU Circ.*, No. 8095, #2 (2003). Edited by Green, D. W. E., 8095, 2
- Markwardt, C. B., Smith, E., & Swank, J. H. 2003b, *The Astronomer's Telegram*, 122, 1
- Markwardt, C. B., Swank, J. H., Strohmayer, T. E., Zand, J. J. M. i. t., & Marshall, F. E. 2002, *The Astrophysical Journal*, 575, L21
- Martí, J., Mirabel, I. F., Rodríguez, L. F., & Chaty, S. 1998, *Astronomy and Astrophysics*, 332, 45
- Mata Sánchez, D., Charles, P. A., Armas Padilla, M., et al. 2017, *Monthly Notices of the Royal Astronomical Society*, 468, 564
- McClintock, J. E., Canizares, C. R., Bradt, H. V., et al. 1977, *Nature*, 270, 320
- Melandri, A., Covino, S., Fugazza, D., D'Avanzo, P. I., & REM Team. 2020, *GRB Coordinates Network*, 26986, 1
- Middleditch, J., Mason, K. O., Nelson, J. E., & White, N. E. 1981, *The Astrophysical Journal*, 244, 1001
- Migliari, S., Tomsick, J. A. A., Miller-Jones, J. C. A. C. A., et al. 2010, *Astrophysical Journal*, 710, 117
- Miller-Jones, J. C. A., Strader, J., Heinke, C. O., et al. 2015, *Monthly Notices of the Royal Astronomical Society*, Volume 453, Issue 4, p.3918-3931, 453, 3918
- Molkov, S., Revnivtsev, M., Lutovinov, A., & Sunyaev, R. 2005, *Astronomy & Astrophysics*, 434, 1069
- Monelli, M., Fiorentino, G., Burderi, L., et al. 2005, *Optical counterpart of the XTE J0929-314 in quiescence: constraints on the magnetic field*, Tech. rep.
- Mori, H., Maeda, Y., Pavlov, G. G., Sakano, M., & Tsuboi, Y. 2005, *Advances in Space Research*, 35, 1137
- Morris, S. L., Liebert, J., Stocke, J. T., et al. 1990, *ApJ*, 365, 866
- Mukai, K., Smale, A. P., Stahle, C. K., Schlegel, E. M., & Wijnands, R. 2001, *The Astrophysical Journal*, 561, 938
- Muno, M. P., Belloni, T., Dhawan, V., et al. 2005, *The Astrophysical Journal*, 626, 1020

- Murakami, T., Inoue, H., Koyama, K., et al. 1983, *Publications of the Astronomical Society of Japan*, 35, 537
- Nakajima, M., Sugita, S., Serino, M., et al. 2020, *The Astronomer's Telegram*, 13754, 1
- Negoro, H., Serino, M., Mihara, T., et al. 2015a, *The Astronomer's Telegram*, 7504, 1
- Negoro, H., Serino, M., Sasaki, R., et al. 2015b, *ATel*, 8241, 1
- Nelemans, G. 2018, arXiv:1807.01060
- Nelemans, G. & Jonker, P. G. 2010, *New Astronomy Reviews*, 54, 87
- Nelemans, G., Jonker, P. G., Marsh, T. R., & Van Der Klis, M. 2004, *Monthly Notices of the Royal Astronomical Society*, 348, L7
- Nelemans, G., Jonker, P. G., & Steeghs, D. 2006, *Monthly Notices of the Royal Astronomical Society*, 370, 255
- Nelemans, G., Wood, M., Groot, P., et al. 2009, *Decadal white paper*, 2010, 1
- Nelemans, G., Yungelson, L. R., Sluys, M. V. D., & Tout, C. A. 2010, *Monthly Notices of the Royal Astronomical Society*, 401, 1347
- Nelson, L. A. & Rappaport, S. 2003, *The Astrophysical Journal*, 598, 431
- Nelson, L. A. A., Rappaport, S. A. A., & Joss, P. C. C. 1986, *\apj*, 304, 231
- Ng, M., Ray, P. S., Bult, P., et al. 2021, *The Astrophysical Journal Letters*, 908, L15
- Paczynski, B. & Sienkiewicz, R. 1981, *The Astrophysical Journal*, 248, L27
- Paduano, A., Bahramian, A., Miller-Jones, J. C., et al. 2021, *Monthly Notices of the Royal Astronomical Society*, 506, 4107
- Papitto, A., D'Ai, A., Di Salvo, T., et al. 2013, *Monthly Notices of the Royal Astronomical Society*, 429, 3411
- Paresce, F., de Marchi, G., & Ferraro, F. R. 1992, 360, 46
- Patruno, A. & Watts, A. L. 2021, in *Timing Neutron Stars: Pulsations, Oscillations and Explosions* (Springer, Berlin, Heidelberg), 143–208
- Pavlinksky, M. N., Grebenev, S. A., & Sunyaev, R. A. 1994, *The Astrophysical Journal*, 425, 110
- Piro, L., Heise, J., Jager, R., et al. 1997, *IAUC*, 6538, 2
- Podsiadlowski, P., Rappaport, S., & Pfahl, E. D. 2002, *The Astrophysical Journal*, 565, 1107
- Qin, K., Jiang, L., & Chen, W.-C. 2023, *The Astrophysical Journal*, 944, 83
- Rappaport, S., Joss, P. C., & Webbink, R. F. 1982, *The Astrophysical Journal*, 254, 616
- Rasio, F. A., Pfahl, E. D., & Rappaport, S. 2000, *The Astrophysical Journal*, 532, L47
- Ravi, V. 2017, *The Astrophysical Journal*, 851, 114
- Remillard, R. & RXTE ASM Team. 2002, *The Astronomer's Telegram*, 92, 1
- Revnivtsev, M. G., Kniazev, A., Karasev, D. I., Berdnikov, L., & Barway, S. 2013, *Astronomy Letters*, 39, 523
- Revnivtsev, M. G., Trudolyubov, S. P., & Borozdin, K. N. 2002, *Astronomy Letters*, 28, 237
- Ricci, C., Beckmann, V., Carmona, A., & Weidenspointner, G. 2008, *The Astronomer's Telegram*, No.1840, 1840, 1
- Rupen, M. P., Dhawan, V., & Mioduszewski, A. J. 2003, *The Astronomer's Telegram*, 210, 1
- Rupen, M. P., Mioduszewski, A. J., Dhawan, V., et al. 2005, *ATel*, 530, 1
- Sakano, M., Koyama, K., Murakami, H., et al. 2002, *\apjs*, 138, 19
- Salaris, M., Held, E. V., Ortolani, S., Gullieuszik, M., & Momany, Y. 2007, *Astronomy and Astrophysics*, 476, 243
- Sanna, A., Bahramian, A., Bozzo, E., et al. 2018a, *Astronomy and Astrophysics*, 610, L2
- Sanna, A., Bozzo, E., Papitto, A., et al. 2018b, *Astronomy and Astrophysics*, 616
- Sanna, A., Bult, P., Ng, M., et al. 2022, *MNRAS*, 000, 1
- Sanna, A., Papitto, A., Burderi, L., et al. 2017, *Astronomy and Astrophysics*, 598, A34
- Sanna, A., Pintore, F., Riggio, A., et al. 2018c, *Monthly Notices of the Royal Astronomical Society*, 481, 1658
- Savonije, G. J., de Kool, M., & van den Heuvel, E. P. J. 1986, *Astronomy and Astrophysics*, 155, 51
- Schulz, N. S., Chakrabarty, D., Marshall, H. L., et al. 2001, *The Astrophysical Journal*, 563, 941
- Schulz, N. S., Nowak, M. A., Chakrabarty, D., & Canizares, C. R. 2010, *The Astrophysical Journal*, 725, 2417
- Sengar, R., Tauris, T. M., Langer, N., & Istrate, A. G. 2017, *Monthly Notices of the Royal Astronomical Society: Letters*, 470, L6
- Serino, M., Hidaka, K., Negoro, H., et al. 2018, *The Astronomer's Telegram*, 1302, 1
- Serino, M., Tanaka, K., Negoro, H., et al. 2016, *The Astronomer's Telegram*, 8872, 1
- Seward, F. D., Page, C. G., Turner, M. J. L., & Pounds, K. A. 1976a, 175, 39P
- Seward, F. D., Page, C. G., Turner, M. J. L., & Pounds, K. A. 1976b, *Monthly Notices of the Royal Astronomical Society*, 177, 13P
- Shahbaz, T., Watson, C. A., Zurita, C., Villaver, E., & Hernandez-Peralta, H. 2008, *Publications of the Astronomical Society of the Pacific*, 120, 848
- Shaw, A. W., Heinke, C. O., Degenaar, N., et al. 2017, *Monthly Notices of the Royal Astronomical Society*, 471, 2508
- Shidatsu, M., Iwakiri, W., Negoro, H., et al. 2021, *The Astrophysical Journal*, 910, 144
- Sidoli, L. & Mereghetti, S. 2003, *\atel*, 147, 1
- Sidoli, L., Paizis, A., Bazzano, A., & Mereghetti, S. 2006, *Astronomy and Astrophysics*, 460, 229
- Sidoli, L., Paizis, A., Mereghetti, S., Götz, D., & Del Santo, M. 2011, *Monthly Notices of the Royal Astronomical Society*, 415, 2373
- Sidoli, L., Parmar, A. N., Oosterbroek, T., et al. 2001, *Astronomy & Astrophysics*, 368, 451
- Skinner, G. K., Foster, A. J., Willmore, A. P., & Eyles, C. J. 1990, *Monthly Notices of the Royal Astronomical Society*, 243, 72
- Skinner, G. K., Willmore, A. P., Eyles, C. J., et al. 1987, *Nature*, 330, 544
- Smale, A. P. 2001, *The Astrophysical Journal*, 562, 957
- Solheim, J.-E. S. E. 2010, *Publications of the Astronomical Society of the Pacific*, 122, 1133
- Stacey, W. S., Heinke, C. O., Cohn, H. N., Lugger, P. M., & Bahramian, A. 2012, *Astrophysical Journal*, 751, 62
- Steeghs, D., Torres, M. A. P., Garcia, M. R., et al. 2005, *The Astronomer's Telegram*, No.543, 543, 1
- Stella, L., White, N. E., & Priedhorsky, W. 1987, *The Astrophysical Journal*, 312, L17
- Stoop, M., van den Eijnden, J., Degenaar, N., et al. 2021, *Monthly Notices of the Royal Astronomical Society*, 507, 330
- Strohmayer, T. E., Arzoumanian, Z., Bogdanov, S., et al. 2018a, *The Astrophysical Journal Letters*, 858, L13
- Strohmayer, T. E. & Brown, E. F. 2002, *The Astrophysical Journal*, 566, 1045
- Strohmayer, T. E., Ray, P. S., Gendreau, K. C., et al. 2018b, *The Astronomer's Telegram*, 11507, 1
- Sugizaki, M., Mitsuda, K., Kaneda, H., et al. 2001, *The Astrophysical Journal Supplement Series*, 134, 77
- Suzuki, M. & Kawai, N. 2005, *HETE-2 detection of Superburst from SLX 1735-269 - NASA/ADS*
- Swank, J. H., Becker, R. H., Boldt, E. A., et al. 1977, *The Astrophysical Journal*, 212, L73
- Swank, J. H., Becker, R. H., Pravdo, S. H., Saba, J. R., & Serlemitsos, P. J. 1976, *IAU Circ.*, No. 3010, #1 (1976). Edited by Marsden, B. G., 3010, 1
- Tarana, A., Bazzano, A., Ubertini, P., et al. 2006, *A&A*, 448, 335
- Tauris, T. M. 2018, *Physical Review Letters*, 121, 131105
- Tauris, T. M. & van den Heuvel, E. P. J. 2006, in *Compact Stellar X-ray Sources*, ed. W. H. G. Lewin & M. van der Klis, Vol. 39 (Cambridge University Press), 623–666
- Tawara, Y., Kii, T., Hayakawa, S., et al. 1984, 276, L41
- Tetarenko, A. J., Bahramian, A., Wijnands, R., et al. 2018, *The Astrophysical Journal*, 854, 125
- Tetarenko, B. E., Sivakoff, G. R., Heinke, C. O., & Gladstone, J. C. 2016, *The Astrophysical Journal Supplement Series*, 222, 15
- Tomsick, J. A., Walter, R., Kaaret, P., Rodriguez, J., & Chaty, S. 2007, *The Astronomer's Telegram*, No.1189, 1189
- Torres, M. A. P., Steeghs, D., Jonker, P. G., & Ross, N. R. 2010, *The Astronomer's Telegram*, 2870, 1
- Tudor, V., Miller-Jones, J. C. A., Knigge, C., et al. 2018, *Monthly Notices of the Royal Astronomical Society*, 476, 1889
- Tutukov, A. V., Fedorova, A. V., Ergma, E. V., & Yungelson, L. R. 1985, *Pisma v Astronomicheskii Zhurnal*, 11, 123
- Valenti, E., Ferraro, F. R., & Origlia, L. 2010, *Monthly Notices of the Royal Astronomical Society*, 402, 1729
- van den Eijnden, J., Degenaar, N., Pinto, C., et al. 2018a, *Monthly Notices of the Royal Astronomical Society*, 475, 2027
- van den Eijnden, J., Degenaar, N., Russell, T., et al. 2018b, *The Astronomer's Telegram*, No. 11487, 11487, 1
- Van Den Eijnden, J., Degenaar, N., Russell, T. D., et al. 2021, *Monthly Notices of the Royal Astronomical Society*, 507, 3899
- Van Haaften, L. M., Nelemans, G., Voss, R., & Jonker, P. G. 2012, *Astronomy and Astrophysics*, 541, A22
- van Haaften, L. M., Nelemans, G., Voss, R., et al. 2013, *Astronomy & Astrophysics*, 552, A69
- van Haaften, L. M., Voss, R., & Nelemans, G. 2012a, *Astronomy & Astrophysics*, 543, A121
- van Haaften, L. M. M., Nelemans, G., Voss, R., Wood, M. A. A., & Kuijpers, J. 2012b, *Astronomy & Astrophysics*, 537, A104
- van Paradijs, J., Dotani, T., Tanaka, Y., & Tsuru, T. 1990, *A Very Energetic X-Ray Burst from 4U 2129+11 in M15*, Tech. rep.
- van Paradijs, J. & McClintock, J. E. E. 1994, *Astronomy and Astrophysics*, 290, 133
- Vanderspek, R., Morgan, E., Crew, G., Graziani, C., & Suzuki, M. 2005, *ATel*, 516, 1
- Verbunt, F. 1987, *The Astrophysical Journal*, 312, L23
- Villa, G., Page, C. G., Turner, M. J. L., et al. 1976, 176, 609

- Vincentelli, F. M., Cavecchi, Y., Casella, P., et al. 2020, *Monthly Notices of the Royal Astronomical Society: Letters*, 495, 37
- Voges, W., Aschenbach, B., Boller, T., et al. 1999, *The ROSAT All-Sky Survey Bright Source Catalogue*, Tech. rep.
- Walter, F. M., Bowyer, S., Mason, K. O., et al. 1982, *The Astrophysical Journal*, 253, 67
- Walter, R., Bodaghee, A., Barlow, E. J., et al. 2004, *ATel*, 229, 1
- Wang, Y., Méndez, M., Altamirano, D., et al. 2019, *Study of the X-ray properties of the neutron-star binary 4U 1728-34 from the soft to hard state*, Tech. Rep. 0000
- Wang, Z. & Chakrabarty, D. 2004, *The Astrophysical Journal*, 616, L139
- Wang, Z. & Chakrabarty, D. 2010, *ApJ*, 712, 653
- Webb, N. A., Coriat, M., Traulsen, I., et al. 2020, *Astronomy and Astrophysics*, 641, A136
- Werner, K., Nagel, T., Rauch, T., Hammer, N. J., & Dreizler, S. 2006, *Astronomy & Astrophysics*, 450, 725
- White, N. E. & Angelini, L. 2001, *The Astrophysical Journal*, 561, L101
- White, N. E. & Swank, J. H. 1982, *The Astrophysical Journal*, 253, L61
- Wiersema, K., Russell, D. M., Degenaar, N., et al. 2009, *Monthly Notices of the Royal Astronomical Society: Letters*, 397, L6
- Wijnands, R., Parikh, A. S., Altamirano, D., Homan, J., & Degenaar, N. 2017, *Monthly Notices of the Royal Astronomical Society*, 472, 559
- Wijnands, R. & Van Der Klis, M. 1998, *Nature*, 394, 344
- Wilson, C. A., Patel, S. K., Kouveliotou, C., et al. 2003, *The Astrophysical Journal*, 596, 1220
- Yungelson, L. R. 2008, *Astronomy Letters*, 34, 620
- Yungelson, L. R., Nelemans, G., & Van Den Heuvel, E. P. 2002, *Astronomy and Astrophysics*, 388, 546
- Zand, J. J. M. i. t., Verbunt, F., Heise, J., et al. 1998
- Zhang, Y., Hynes, R. I., & Robinson, E. L. 2012, *Mon. Not. R. Astron. Soc.*, 419, 2943
- Zhong, J. & Wang, Z. 2011, *The Astrophysical Journal*, 729, 8
- Zhu, C. H., Lü, G. L., & Wang, Z. J. 2012, *Research in Astronomy and Astrophysics*, 12, 1526
- Zolotukhin, I. Y. & Revnitvsev, M. G. 2011, *Monthly Notices of the Royal Astronomical Society*, 411, 620
- Zurek, D. R., Knigge, C., MacCarone, T. J., Dieball, A., & Long, K. S. 2009, *Astrophysical Journal*, 699, 1113

Appendix A: Histogram

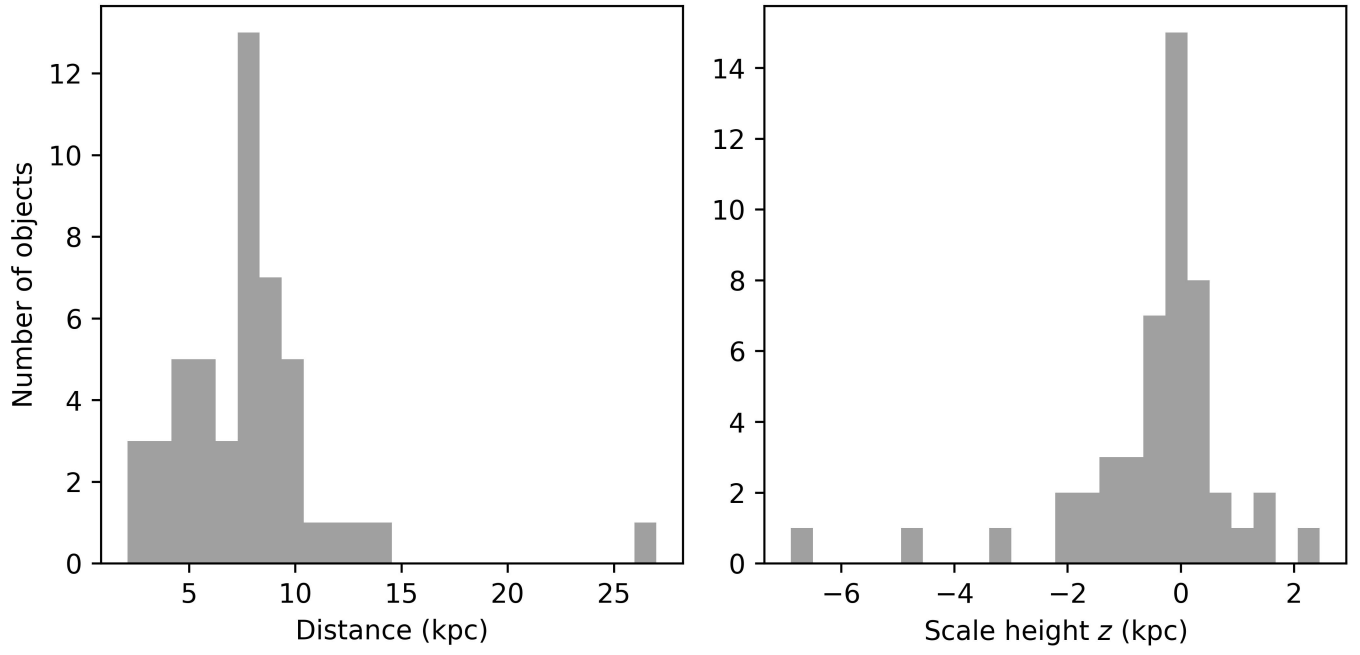


Fig. A.1. Histogram of the distribution of all the objects with known distances (left) and their scale height (z) from the Galactic plane (right).

Appendix B: Tables

Table B.1. Astrometry and location.

(1) ID	(2) Type	(3) Year	(4) Name (GC)	(5) RA (h m s)	(6) Dec ($^{\circ}$ ' ")	(7) Error ^a (")	(8) ℓ ($^{\circ}$)	(9) b ($^{\circ}$)	(10) d^b (kpc)	(11) z (kpc)	(12) References
1	UCXB	1972	4U 1820-303 (NGC 6624)	18:23:40.50	-30:21:40.09	(r) 0.0004, 0.005	2.788211	-7.913491	8.019	-1.101	Giaccioni et al. (1972) ^y , Diaz Trigo et al. (2017) ^c Baumgardt & Vasiliev (2021) ^{jd}
2	UCXB	1972	4U 0513-40 (NGC 1851)	05:14:06.40	-40:02:38	(o) 0.7	244.509804	-35.036749	11.951	-6.889	Forman & Jones (1976) ^e , Homer et al. (2001) ^f Baumgardt & Vasiliev (2021) ^{jd}
3	UCXB	1974	2S 0918-549	09:20:26.95	-55:12:24.7	(x) 0.6	275.852936	-3.844515	3.0 (H), 3.9 (He)	-0.261	Giaccioni et al. (1974) ^y , Juett & Chakrabarty (2003) ^c Galloway et al. (2020) ^{jd}
4	UCXB	1972	4U 1543-624	15:47:54.69	-62:34:05.4	(x) 0.6	321.756967	-6.336329	9.2 (He)	-1.015	Giaccioni et al. (1972) ^y , Juett & Chakrabarty (2003) ^c Serino et al. (2018) ^{jd}
5	UCXB	1975-1976	4U 1850-087 (NGC 6712)	18:53:04.88	-08:42:20.0	(r) 0.4	25.355515	-4.319866	7.382	-0.557	Seward et al. (1976a), Swank et al. (1976) ^y , Lehto et al. (1990) ^f Baumgardt & Vasiliev (2021) ^{jd}
6	UCXB	2000	M15 X-2 (M15/NGC 7078)	21:29:58.14	+12:10:01.52	(uv)	65.012156	-27.311977	10.709	-4.910	White & Angelini (2001) ^y , Haurberg et al. (2010) ^f Baumgardt & Vasiliev (2021) ^{jd}
7	UCXB	1981	47 Tuc X-9 (47 Tuc/NGC 104)	00:24:04.25	-72:04:58.02	(x) 0.001, 0.01	305.89703	-44.887576	4.521	-3.176	Grindlay (1981) ^y , Heinke et al. (2005) ^f Baumgardt & Vasiliev (2021) ^{jd}
8	UCXB	2006	IGR J17062-6143	17:06:16.3	-61:42:40.5	(uv) 0.3	328.719432	-12.398127	7.3 (He)	-1.567	Churazov et al. (2007) ^y , Ricci et al. (2008) ^f Keek et al. (2017) ^{jd}
9	UCXB	2003	XTE J1807-294	18:06:59.8	-29:24:30	(x) 1	1.935298	-4.272579	assumed 8	-0.596	Markwardt et al. (2003b) ^y , Markwardt et al. (2003a) ^f Campana et al. (2003) ^{jd} , Lin et al. (2012) ^f
10	UCXB	1972	4U 1626-67	16:32:16.79	-67:27:39.3	(x)	321.788351	-13.091711	8	-1.812	Giaccioni et al. (1972) ^y , Lin et al. (2012) ^f Chakrabarty (1998) ^{jd}
11	UCXB	2002	XTE J1751-305	17:51:13.49	-30:37:23.4	(x) 0.05, 0.6	359.181912	-1.912008	assumed 8.5	-0.284	Markwardt et al. (2002) ^y , Markwardt et al. (2002) ^f Gierlinski & Poutanen (2005) ^{jd}
12	UCXB	2002	XTE J0929-314	09:29:20.19	-31:23:03.2	(o) 0.1	260.105098	14.214563	assumed 10	2.456	Remillard & RXTE ASM Team (2002) ^y , Giles et al. (2005) ^f Campana et al. (2005) ^{jd}
13	UCXB	2016	MAXI J0911-655 (NGC 2808)	09:12:02.43	-64:52:06.4	(x) 0.6	282.195949	-11.256788	10.060	-1.952	Serino et al. (2016) ^y , Homan et al. (2016) ^f Baumgardt & Vasiliev (2021) ^{jd}
14	UCXB	2017	IGR J16597-3704 (NGC 6256)	16:59:32.90	-37:07:14.28	(r) 0.005, 0.22	347.792766	3.306254	7.242	0.415	Bozzo et al. (2017) ^y , Tetarenko et al. (2018) ^f Baumgardt & Vasiliev (2021) ^{jd}
15	UCXB	1972	4U 1916-053	19:18:47.87	-05:14:17.09	(x) 0.6	31.357765	-8.463592	5.8(H), 7.6(He)	-1.119	Giaccioni et al. (1972) ^y , Iaria et al. (2006) ^f Galloway et al. (2020) ^{jd}
16	UCXB	1972	4U 0614+091	06:17:07.35	+09:08:13.4	(r) 0.1	200.877357	-3.363284	1.99(H), 2.59(He)	-0.153	Giaccioni et al. (1972) ^y , Migliari et al. (2010) ^f Galloway et al. (2020) ^{jd}
17	UCXB	2007	Swift J1756.9-2508	17:56:57.43	-25:06:27.4	(x) 0.5	4.580765	-0.212396	assumed 8	-0.030	Kimm et al. (2007) ^{jd} , Sama et al. (2018c) ^f Kimm et al. (2007) ^{jd}
18	UCXB	2009	NGC 6440 X-2 (NGC 6440)	17:48:52.76	-20:21:24.0	(x) 0.02, 0.1	7.731804	3.802875	8.248	0.544	Heinke et al. (2009) ^y , Heinke et al. (2009) ^f Baumgardt & Vasiliev (2021) ^{jd}
19	UCXB	2015	MAXI J1957+032	19:56:39.11	+03:26:43.66	(x) 0.6	43.645509	-12.825722	5	-1.110	Negoro et al. (2015a), Cherepashchuk et al. (2015) ^y , Chakrabarty et al. (2016) ^f Mata Sánchez et al. (2017); Ravi (2017) ^{jd}
20	UCXB	2012	IGR J17494-3030	17:49:23.62	-30:29:59.0	(x) 0.6	359.086011	-1.510211	assumed 8	-0.211	Boissay et al. (2012) ^y , Chakrabarty & Jonker (2020) ^c Armas Padilla et al. (2013b) ^{jd}
21	spLMBX	2005	HETE J1900.1-2455	19:00:09.77	-24:54:04	(r) 0.1, 0.1	11.324799	-12.868715	2.9(H), 3.8(He)	-0.846	Vanderspek et al. (2005) ^y , Rupen et al. (2005) ^f Galloway et al. (2020) ^{jd}
22	spLMBX	1990	1E 1603.6+2600	16:05:45.87	+25:51:45.24	(G) 0.0001, 0.0002	42.750438	46.77836	2.1 Gaia	1.530	Gioia et al. (1990) ^y , Brown et al. (2021); Morris et al. (1990) ^f Arason et al. (2021) ^{jd}
23	spLMBX	2004	IGR J17379-3747	17:37:58.84	-37:46:18.35	(r) 0.02, 0.07	351.648136	-3.305259	assumed 8.5	-0.490	Cheloukov et al. (2006) ^{jd} Cheloukov et al. (2006) ^{jd}
24	spLMBX	1972	4U 1812-12	18:15:06.15	-12:05:46.7	(o) 0.19, 0.21	18.032721	2.397809	2.3(H)-3(He)	0.096	Giaccioni et al. (1972) ^y , Bassa et al. (2006) ^f Galloway et al. (2020) ^{jd}
25	eUCXB	1972	4U 1728-34	17:31:57.68	-33:50:01.54	(r) 0.0003, 0.005	354.303524	-0.150417	3.3(H), 4.4 (He);	-0.012	Giaccioni et al. (1972) ^y , Diaz Trigo et al. (2017) ^f Galloway et al. (2020) ^{jd}
26	eUCXB	1998	NGC 6652 B (NGC 6652)	18:35:44.54	-32:59:38.97	(x) 0.009, 0.09	1.529081	-11.37483	9.464	-1.874	Deutsch et al. (1998); Heinke et al. (2001) ^y , Heinke et al. (2001) ^f Baumgardt & Vasiliev (2021) ^{jd}

Notes. ^(a) In column 7, the letter preceding the error value indicate the source of the coordinates: radio (r), optical (o), infrared (i), ultraviolet (uv), X-rays (x), Gaia (G) or a combination of them. If RA and Dec errors are different we give both. ^(b) We use the notation (H) and (He) for distances estimated using thermonuclear bursts, assuming hydrogen-rich and pure helium, respectively. (G) distances from Gaia parallaxes. For systems located in GCs, we report the distance to their host GC (see Sec. 3.1). In the references column (12), “y” refers to discovery year, “c” to coordinates, and “jd” to distance.

Table B.1. continued.

(1) ID	(2) Type	(3) Year	(4) Name (GC)	(5) RA (h m s)	(6) Dec ($^{\circ}$ ' '')	(7) Error ^a ($''$)	(8) ℓ ($^{\circ}$)	(9) b ($^{\circ}$)	(10) d^b (kpc)	(11) z (kpc)	(12) References
27	eUCXB	1972	4U 1822-00	18:25:22.02	-00:00:43.0	(x) 0.6	29.939078	5.792617	13	1.312	Giacconi et al. (1972) ^f , Juett & Chakrabarty (2005) ^c Asai et al. (2016) ^d
28	eUCXB	1976	4U 1905+000	19:08:26.97	+00:10:07.7	(o)	35.024458	-3.707147	7.5 (H), 10 (He)	-0.647	Seward et al. (1976a); Villa et al. (1976) ^b , Gottwald et al. (1991) ^f Jonker & Nelemans (2004) ^d
29	eUCXB	1990	RX J1709.5-2639 (NGC 6293)	17:09:30.4	-26:39:19.9	(x) 0.6	357.472538	7.911726	9.192	1.266	Voges et al. (1999) ^b , Jonker et al. (2003a) ^c Baumgardt & Vasiliev (2021) ^d
30	eUCXB	1999	AX J1754.2-2754	17:54:14.5	-27:54:35.6	(x) 0.45	1.853974	-1.099765	6.6(H),9.2(He)	-0.177	Sakano et al. (2002) ^b , Bassa et al. (2008) ^f Chelovekov & Grebenev (2007) ^d
31	eUCXB	1990	IRXS J171824.2-402934	17:18:24.14	-40:29:33.04	(x) 0.6	347.276837	-1.651634	4.7(H),6.1(He)	-0.176	Voges et al. (1999) ^b , in 't Zand et al. (2005) ^c Galloway et al. (2020) ^d
32	eUCXB	1990	IRXH J173523.7-334013	17:35:23.75	-33:40:16.1	(uv) 0.56	353.144504	-1.741226	6.2(H),9.5(He)	-0.289	Voges et al. (1999) ^b , Israel et al. (2008) ^f Degenaar et al. (2010) ^d
33	eUCXB	2003	XMMU J174716.1-281048	17:47:16.16	-28:10:48.0	(x) 0.5	0.834266	0.083421	<5.3 (H), <8.4 (He)	0.012	Sidoli & Mereghetti (2003) ^b , Degenaar et al. (2007) ^c Degenaar et al. (2011) ^d
34	eUCXB	1996-1997	SAX J1806.5-2215	18:06:32.17	-22:14:17.32	(i) 0.03, 0.05	8.159359	-0.699213	<4.8 (H), <6.2 (He)	-0.076	In 't Zand et al. (1999) ^b , Kaur et al. (2017) ^f Galloway et al. (2020) ^d
35	eUCXB	1998	AX J1538.3-5541	15:38:14.00	-55:42:13.6	(x) 0.8	324.945782	-0.130139	assumed 8	-0.018	Sugizaki et al. (2001); Degenaar et al. (2012b) ^b , Anderson et al. (2014) ^f Degenaar et al. (2012b) ^d
36	eUCXB	2020	Swift J0840.7-3516	08:40:40.94	-35:16:25.1	(o) 0.2	256.281083	4.017002	assumed 8	0.560	Evans et al. (2020) ^b , Malesani et al. (2020) ^f Coti Zelati et al. (2021) ^d
37	eUCXB	1976	1A 1246-588	12:49:39.36	-59:05:14.68	(o) 0.06, 0.05	302.702563	3.783544	3.0 (H), 3.8 (He)	0.251	Seward et al. (1976b) ^b , Bassa et al. (2006) ^f Galloway et al. (2020) ^d
38	eUCXB	1999	SAX J1712.6-3739	17:12:36.77	-37:38:41.0	(x) 0.6	348.93894	0.919334	3.7(H), 4.8(He)	0.077	In 't Zand et al. (1999) ^b , Wiersema et al. (2009) ^f Galloway et al. (2020) ^d
39	eUCXB	1972	IRXS J170854.4-321857	17:08:54.27	-32:19:57.13	(x) 0.6	352.780023	4.671897	<4.4(H), <5.7(He)	0.464	Giacconi et al. (1972) ^b , in 't Zand et al. (2005) ^c Galloway et al. (2020) ^d
40	eUCXB	1975	4U 1722-30 (Terzan 2)	17:27:33.15	-30:48:07.8	(x) 0.6	356.319615	2.298083	7.753	0.313	Swank et al. (1977) ^b , Revnivtsev et al. (2002) ^c Baumgardt & Vasiliev (2021) ^d
41	eUCXB	2003	IGR J17254-3257	17:25:24.8	-32:57:15	(x) 2	354.279061	1.47467	<14.5 (He)	0.373	Walter et al. (2004) ^b , Chenevez et al. (2007) ^f Chenevez et al. (2007) ^d
42	eUCXB	1985	SLX 1735-269	17:38:17.12	-26:59:38.6	(x) 0.6	0.796121	2.40017	4.5(H), 5.8(He)	0.243	Skinner et al. (1987) ^b , Wilson et al. (2003) ^f Galloway et al. (2020) ^d
43	eUCXB	1985	SLX 1737-282	17:40:42.83	-28:18:08.4	(x) 0.6	359.97359	1.249106	3.9(H), 5.1(He)	0.111	Skinner et al. (1987) ^b , Tomsick et al. (2007) ^f Galloway et al. (2020) ^d
44	eUCXB	1990	SLX 1744-299	17:47:25.89	-30:00:01.6	(o/f) 0.4	359.295259	-0.889669	<7.2 (H or He?)	-0.112	Skinner et al. (1990) ^b , Zolotukhin & Revnivtsev (2011) ^f Chelovekov et al. (2017) ^d
45	eUCXB	1990	IRXS J180408.9-342058	18:04:08.37	-34:20:51.19	(r) 0.006, 0.02	357.297382	-6.125046	<5.8 (He)	-0.619	Voges et al. (1999) ^b , Deller et al. (2015) ^f Chenevez et al. (2012) ^d
46	eUCXB	2003	IGR J17285-2922	17:28:38.86	-29:21:44.0	(o) <0.1	357.651162	2.898254	assumed 8	0.405	Walter et al. (2004); Barlow et al. (2005) ^b , Torres et al. (2010) ^f Sidoli et al. (2011) ^d
47	eUCXB	2003	XMMU J181227.8-181234	18:12:27.8	-18:12:34	(x) 2	12.357731	0.033671	20.9 (H), 27.2 (He)	0.016	Cackett et al. (2006) ^b , Cackett et al. (2006) ^f Galloway et al. (2020) ^d
48	eUCXB	1971-1974	1M 1716-315	17:18:47.02	-32:10:13.54	(x) 0.08, 0.07	354.132917	3.069692	5.1(H), 6.9 (He)	0.369	Jonker & Nelemans (2004) ^d Markert et al. (1975) ^b , Jonker et al. (2007) ^f
49	eUCXB	1976	1A 1744-361	17:48:13.15	-36:07:57.02	(r) 0.014, 0.30	354.119972	-4.192072	<7 (H), <9.1 (He)	-0.665	Davidson et al. (1976) ^b , Rupen et al. (2003) ^f Galloway et al. (2020) ^d

Table B.2. Main observational properties.

(1) (2) ID Type	(3) Name	(4) P/T	(5) Accretor	(6) P_{orb} (min)	(7) F_x [2–10 keV] mag ($\text{erg cm}^{-2} \text{s}^{-1}$)	(8) \dot{M}_{H} mag ($\times 10^{22} \text{ cm}^{-2}$)	(9) \dot{M}_{H} ($\times 10^{22} \text{ cm}^{-2}$)	(10) GC $E(B-V)$ (mag)	(11) References
1	UCXB 4U 1820-303 (NGC 6624)	P	NS	11.42	5.02×10^{-09}	B=18.7	0.16 ± 0.003	0.28 ± 0.03	Stella et al. (1987) ^y , Costantini et al. (2012) ^f , King et al. (1993) ^m Sidoli et al. (2001) ⁿ , Harris (2010) ^z
2	UCXB 4U 0513-40 (NGC 1851)	P	NS	17	1.33×10^{-10}	B=21.1	0.026	0.02 ± 0.01	Zurek et al. (2009) ^p , Focchi et al. (2011) ^f , Deutsch et al. (1996) ^m Sidoli et al. (2001) ⁿ , Harris (2010) ^z
3	UCXB 2S 0918-549	P	NS	17.4	1.12×10^{-10}	V = 20.98 \pm 0.07 0.3			Zhong & Wang (2011) ^y , Juett & Chakrabarty (2003) ^f , Chevalier & Il'ovaisky (1987) ^m Juett & Chakrabarty (2003) ⁿ
4	UCXB 4U 1543-624	P	NS	18.2	7.27×10^{-10}	$r^* = 20.42 \pm 0.03$ 0.35		0.45 ± 0.04	Wang & Chakrabarty (2004) ^y , Juett & Chakrabarty (2003) ^f , Wang & Chakrabarty (2004) ^y Juett & Chakrabarty (2003) ⁿ
5	UCXB 4U 1850-087 (NGC 6712)	P	NS	20.6	1.04×10^{-10}	B=21.2 \pm 0.2	0.4 ± 0.2		Homer et al. (1996) ^y , Juett & Chakrabarty (2005) ^f , Auriere & Koch-Miramond (1992) ^m Sidoli et al. (2006) ⁿ , Harris (2010) ^z
6	UCXB M15 X-2 (M15/NGC 7078)	P	NS	22.5806	6.71×10^{-11}	U=18.6	<0.034	0.1 ± 0.01	White & Angelini (2001) ^y , Harris (2010) ^z Dieball et al. (2005) ⁿ , White & Angelini (2001) ^f , de Marchi & Paresce (1994); White & Angelini (2001) ^m
7	UCXB 47 Tuc X-9 (47 Tuc/NGC 104)	P		28.18	4.73×10^{-12}	U=19.4	0.013	0.04 ± 0.02	Bahramian et al. (2017) ^y , Bahramian et al. (2017) ^f , Paresce et al. (1992) ^m Heinke et al. (2005) ⁿ , Harris (2010); Salaris et al. (2007) ^f
8	UCXB IGR J17062-6143	P(QP)	NS(AMXP)	37.9701	5.53×10^{-11}	$g^* = 20.23 \pm 0.16$ 0.26			Strohmayr et al. (2018a) ^y , Keek et al. (2017) ^y , Hernández Santisteban et al. (2019b) ^m Degenaar et al. (2017) ⁿ
9	UCXB XTE J1807-294	T	NS(AMXP)	40.0741	1.19×10^{-10}	$q^* > 24.3$	$0.46^{+0.03}_{-0.02}$		Markwardt et al. (2003a) ^y , Campana et al. (2003) ^f , D'Avanzo et al. (2009) ^m Campana et al. (2003) ^y
10	UCXB 4U 1626-67	P	NS	41.538	2.96×10^{-10}	V=18.54 \pm 0.11	$0.13^{+0.04}_{-0.03}$		Middleditch et al. (1981) ^y , Hemphill et al. (2021) ^f , McClintock et al. (1977) ^m Krauss et al. (2007) ⁿ
11	UCXB XTE J1751-305	T	NS(AMXP)	42.42235	1.27×10^{-09}	R=23.1	$1.000^{+0.023}_{-0.011}$		Markwardt et al. (2002) ^y , Gierliński & Poutanen (2005) ^f , Jonker et al. (2003b) ^m Gierliński & Poutanen (2005) ⁿ
12	UCXB XTE J0929-314	T	NS(AMXP)	43.57910	2.70×10^{-10}	V=18.63 \pm 0.03	0.076		Galloway et al. (2002) ^y , Juett et al. (2003) ^f , Giles et al. (2005); Monelli et al. (2005) ^m Juett et al. (2003) ⁿ
13	UCXB MAXI J0911-655 (NGC 2808)	T	NS(AMXP)	44.332218	1.37×10^{-10}	$q^* > 27.58 \pm 0.12$	0.25 ± 0.01	0.22 ± 0.02	Sanna et al. (2017) ^y , Sanna et al. (2017) ^f , Sanna et al. (2017) ⁿ , Harris (2010) ^z
14	UCXB IGR J16597-3704 (NGC 6256)	T	NS(AMXP)	45.97	1.97×10^{-10}	V=20.99 \pm 0.05, 0.55 \pm 0.04		1.09 ± 0.11	Sanna et al. (2018a) ^y , Sanna et al. (2018a) ^f , Sanna et al. (2018a) ⁿ , Harris (2010) ^z
15	UCXB 4U 1916-053	P	NS	49.75	5.57×10^{-10}	V = 18.87 \pm 0.08 0.3			Walter et al. (1982); White & Swank (1982) ^y , Iaria et al. (2006) ^f , Grindlay et al. (1987) ^m Iaria et al. (2021) ⁿ
16	UCXB 4U 0614+091	P	NS	51.3	1.77×10^{-09}	V = 18.87 \pm 0.08 0.3			Shahbaz et al. (2008) ^y , Lin & Yu (2018) ^f , Machin et al. (1990) ^m Madej et al. (2010) ⁿ
17	UCXB Swift J1756.9-2508	T	NS(AMXP)	54.7017	1.54×10^{-09}	$g^* > 22$	$8.14^{+0.14}_{-0.15}$		Krimm et al. (2007) ^y , Sanna et al. (2018c) ^f , Sanna et al. (2018c) ⁿ
18	UCXB NGC 6440 X-2 (NGC 6440)	T	NS(AMXP)	57.3	1.58×10^{-10}	$q^* > 21.0$	0.69 ± 0.06	1.07 ± 0.10	Alamirano et al. (2010) ^y , Heinke et al. (2009) ^f , Heinke et al. (2009) ^m Heinke et al. (2009) ^y , Harris (1996) ^z
19	UCXB MAXI J1957+032	T	NS(AMXP)	60.8841	4.91×10^{-10}	R=18.27 \pm 0.06	0.17		Sanna et al. (2022) ^y , Mata Sánchez et al. (2017) ^f , Guver et al. (2015); Mata Sánchez et al. (2017) ^m Mata Sánchez et al. (2017) ⁿ
20	UCXB IGR J17494-3030	T	NS(AMXP)	74.9445	9.35×10^{-11}	$q^* > 21.4 \pm 0.2$	1.87		Ng et al. (2021) ^y , Armas Padilla et al. (2013b) ^y , Armas Padilla et al. (2013b) ⁿ
21	spLMBX HETE J1900.1-2455	T(L)	NS(AMXP)	83.2543	3.92×10^{-10}	V = 18.09 \pm 0.03	0.105		Kaaret et al. (2006) ^y , Papitto et al. (2013) ^f , Steeghs et al. (2005) ^m Papitto et al. (2013) ⁿ
22	spLMBX IE 1603.6+2600	P	NS	111.04	4.19×10^{-12}	R=19.4	0.15 ± 0.03		Morris et al. (1990) ^y , Jonker et al. (2003c) ^f , Morris et al. (1990) ^m Sanna et al. (2018b) ⁿ
23	spLMBX IGR J17379-3747	T	NS(AMXP)	111.65	1.23×10^{-10}	R=21.5 \pm 0.3	0.90 ± 0.03		Sanna et al. (2018b) ⁿ , Strohmayer et al. (2018b) ^y , van den Ejnden et al. (2018b) ^f , Curran et al. (2011) ^m Armas Padilla et al. (2022) ^y , Muno et al. (2005) ^f , Armas Padilla et al. (2020) ^m
24	spLMBX 4U 1812-12	P	NS	114	3.80×10^{-10}	r=22.7	1.50		Armas Padilla et al. (2006); Barret et al. (2003) ⁿ Wang et al. (2019) ^y , Marti et al. (1998) ^m
25	eUCXB 4U 1728-34	P	NS		2.08×10^{-09}	K=15.1	4.5 ± 0.1		Wang et al. (2019) ⁿ
26	eUCXB NGC 6652 B (NGC 6652)	T	NS		7.52×10^{-13}	B = 20.4	0.05	0.09 ± 0.01	Stacey et al. (2012) ^f , Deutsch et al. (1998) ^m Coomber et al. (2011) ⁿ , Harris (2010) ^z
27	eUCXB 4U 1822-00	P	NS		5.80×10^{-10}	$r^* = 21.58 \pm 0.08$	0.97 ± 0.18		Hertz & Grindlay (1984) ^f , Wang & Chakrabarty (2004) ^m Juett & Chakrabarty (2005) ⁿ

Notes. In the references column (11), “p” refers to P_{orb} , “f” to X-ray flux, “m” to magnitude, “n” to \dot{M}_{H} , and “z” to $E(B-V)$.

Table B.2. continued.

(1) ID Type	(2) Name	(3) P/T	(4) Accretor	(5) P_{orb} (min)	(6) F_x [2–10 keV] mag ($\text{erg cm}^{-2} \text{s}^{-1}$)	(7) N_{H} ($\times 10^{22} \text{ cm}^{-2}$)	(8) V	(9) N_{H} ($\times 10^{22} \text{ cm}^{-2}$)	(10) GC $E(B-V)$ (mag)	(11) References
28	eUCXB 4U 1905+000	T(LO)	NS		1.57×10^{-10}	$V = 20.5 \pm 0.04$	0.3 ± 0.1			Christian & Swank (1997) ^F , Chevalier et al. (1985) ^m Chevalier et al. (1990) ^N
29	eUCXB RX J1709.5-2639 (NGC 6293)	T	NS		9.10×10^{-10}	$R = 20.5 \pm 0.1$ $^{\circ}R = 22.24 \pm 0.03$	0.29 ± 0.01	0.36 ± 0.04		Ludlam et al. (2017) ^F , Jonker et al. (2004) ^m Degenaar et al. (2013) ^N , Harris (2010) ^F
30	eUCXB AX J1754.2-2754	P(QP)	NS		9.55×10^{-12}	$K = 18.12 \pm 0.15$	2.93 ± 0.06			Armas Padilla et al. (2013a) ^F , Shaw et al. (2017) ^m Armas Padilla et al. (2013a) ^N
31	eUCXB IRXS J171824.2-402934	P	NS		3.75×10^{-12}		1.9 ± 0.1			Armas Padilla et al. (2013a) ^F Armas Padilla et al. (2013a) ^N
32	eUCXB IRXH J173523.7-354013	P	NS		2.30×10^{-12}	$V = 21.2$	1.4 ± 0.1			Armas Padilla et al. (2013a) ^F , Degenaar et al. (2010) ^m Armas Padilla et al. (2013a) ^N
33	eUCXB XMMU J174716.1-281048	T(LO)	NS		6.40×10^{-12}	$H = 15.3 \pm 0.1$	8.9 ± 0.5			Degenaar et al. (2011) ^F , Degenaar et al. (2007) ^m Del Santo et al. (2007) ^N
34	eUCXB SAX J1806.5-2215	T (LO)	NS		6.60×10^{-10}	$K = 17.25 \pm 0.03$ $^{\circ}K > 18.2$	4.2 ± 0.6			Del Santo et al. (2012) ^F , Kaur et al. (2017) ^m Del Santo et al. (2012) ^N
35	eUCXB AX J1538.3-5541	P(QP)			2.57×10^{-11}	$K = 18$	7.7 ± 0.5			Degenaar et al. (2012b) ^F , Anderson et al. (2014) ^m Degenaar et al. (2012b) ^N
36	eUCXB Swift J0840.7-3516	T			9.91×10^{-10}	$R = 16.3 \pm 0.1$ $^{\circ}r = 21$	$0.46^{+0.13}_{-0.10}$			Coti Zelati et al. (2021) ^F , Melandri et al. (2020); Coti Zelati et al. (2021) ^m Coti Zelati et al. (2021) ^N
37	eUCXB 1A 1246-588	P	NS		9.10×10^{-11}	$V = 19.45$	0.5			in 't Zand et al. (2008) ^F , Bassa et al. (2006) ^m in 't Zand et al. (2008) ^N
38	eUCXB SAX J1712.6-3739	P	NS		1.29×10^{-10}	$V = 23.93 \pm 0.26$	1.3			Lin & Yu (2020) ^F , Wiersema et al. (2009) ^m Lin & Yu (2020) ^N
39	eUCXB IRXS J170854.4-321857	P(QP)	NS		4.57×10^{-11}	$K > 20.1$	0.34 ± 0.04			Fiocchi et al. (2008) ^N Armas Padilla & López-Navas (2019) ^F , Revnivtsev et al. (2013) ^m Armas Padilla & López-Navas (2019) ^N
40	eUCXB 4U 1722-30 (Terzan 2)	P	NS		5.74×10^{-10}		1.1	1.87 ± 0.19		Lin & Yu (2018) ^F Kashyap et al. (2022) ^N , Harris (2010); Valenti et al. (2010) ^F
41	eUCXB IGR J17254-3257	P	NS		2.77×10^{-11}		1.79			Chenevez et al. (2007) ^F Chenevez et al. (2007) ^N
42	eUCXB SLX 1735-269	P	NS		3.45×10^{-10}	$R = 21.31 \pm 0.12$	1.70 ± 0.05			Wilson et al. (2003) ^F , Zolotukhin & Revnivtsev (2011) ^m Wilson et al. (2003) ^N
43	eUCXB SLX 1737-282	P	NS		5.53×10^{-11}		$1.9+/-0.1$			Armas Padilla et al. (2018) ^F Armas Padilla et al. (2018); in 't Zand et al. (2002) ^N
44	eUCXB SLX 1744-299	P	NS		2.08×10^{-10}	$I = 23.37 \pm 0.28$	3.5			Mori et al. (2005) ^F , Zolotukhin & Revnivtsev (2011) ^m Mori et al. (2005) ^N
45	eUCXB IRXS J180408.9-342058	T	NS		1.97×10^{-09}	$V = 17.71 \pm 0.02$	$0.48+/-0.02$			Degenaar et al. (2016) ^F , Baglio et al. (2016) ^m Degenaar et al. (2016) ^N
46	eUCXB IGR J17285-2922	T			1.04×10^{-10}	$I = 18.24$	$0.99+/-0.05$			Stoop et al. (2021) ^F , Stoop et al. (2021) ^m Stoop et al. (2021) ^N
47	eUCXB XMMU J181227.8-181234	T	NS		2.85×10^{-09}		12.8 ± 0.3			Cackett et al. (2006) ^F Cackett et al. (2006) ^N
48	eUCXB IM 1716-315	T(LO)	NS		1.07×10^{-09}	$I > 23.5$	0.21 ± 0.06			Jonker et al. (2007) ^F , Jonker et al. (2007) ^m Christian & Swank (1997) ^N
49	eUCXB 1A 1744-361	T	NS		1.4×10^{-9}		0.41 ± 0.01			Gavril et al. (2012) ^F Gavril et al. (2012) ^N

Table B.3. Additional multiwavelength properties.

(1) (2) ID Type	(3) Name	(4) short-B IB SB X-ray	(5) (6) (7) -O VII, -O VIII, -Ne IX -O Ne Ne/O Ne	(8) Optical	(9) UV	(10) $L_{\alpha}/L_X < L_X^{\text{Pers}} < L_X^{\text{Pers}} < L_X^{\text{Pers}}$	(11) $L_{\alpha}/L_X < L_X^{\text{Pers}} < L_X^{\text{Pers}} < L_X^{\text{Pers}}$	(12) References
1	UCXB 4U 1820-303 (NGC 6624)	✓	-O VII, -O VIII, -Ne IX	Optical	UV	✓	✓	Clark et al. (1977) ^B , Strohmayer & Brown (2002) ^{S,B} , Futamoto et al. (2004); Cackett et al. (2008) ^X
2	UCXB 4U 0513-40 (NGC 1851)	✓	-O	Featureless		✓	✓	Forman & Jones (1976); Galloway et al. (2020) ^B
3	UCXB 2S 0918-549	✓	Ne	Featureless		✓	✓	Juett & Chakrabarty (2005) ^X , Deutsch et al. (2000) ^{O/S} , Jonker et al. (2001) ^B , in 't Zand et al. (2005) ^B , Juett et al. (2001) ^X , Nelemans et al. (2004, 2006) ^O , Juett et al. (2001) ^{O/S}
4	UCXB 4U 1543-624	✓	Ne/O	+C, +O	Featureless	✓	✓	Jonker et al. (2001) ^{Lp} , Serino et al. (2018) ^B , Juett & Chakrabarty (2003) ^X , Nelemans et al. (2004) ^O , Juett et al. (2001) ^{O/S} , Wang & Chakrabarty (2004) ^{Lp}
5	UCXB 4U 1850-087 (NGC 6712)	✓	Ne	Featureless	Featureless	✓	✓	Swank et al. (1976); Hoffman et al. (1980) ^B , in 't Zand et al. (2014) ^B , Juett et al. (2001) ^X
6	UCXB M15 X-2 (M15/NGC 7078)	✓		Featureless	+C iv?; +He II?	✓	✓	Auriere & Koch-Miramond (1992); Downes et al. (1996) ^{O,uv} , Juett et al. (2001) ^{O/S} , in 't Zand et al. (2007) ^{Lp}
7	UCXB 47 Tuc X-9 (47 Tuc/NGC 104)	✓	+O VII, +O VIII Bump at ~0.3 keV	Featureless	+C IV	✓	✓	van Paradijs et al. (1990); Smale (2001) ^B , Galloway et al. (2020) ^B , Dieball et al. (2005) ^O , in 't Zand et al. (2007) ^{Lp}
8	UCXB IGR J17062-6143	✓	+O Absorption at ~3,4 keV (Ca or Ti)	Featureless		✓	✓	Tudor et al. (2018) ^O , Knigge et al. (2008) ^O , Bahramian et al. (2017); Bahramian & Degenaar (2022) ^{Lp}
9	UCXB XTE J1807-294			+C, +O	L γ , C III, O IV, O V, Si IV, C IV, O III			Degenaar et al. (2012a) ^B , Negoro et al. (2015b) ^{S,B}
10	UCXB 4U 1626-67		+Ne X, +Ne IX, +O VIII, +O VII, +Fe-L					van den Ejnden et al. (2018a); Bult et al. (2021) ^X
11	UCXB XTE J1751-305			Emission at ~4640 Å (C or N)				Hernández Santisbeán et al. (2019b) ^O , Degenaar et al. (2017) ^{Lp}
12	UCXB XTE J0929-314	✓	-O					Angelini et al. (1995); Schulz et al. (2001); Krauss et al. (2007) ^X , Werner et al. (2006); Nelemans et al. (2006) ^O , Homer et al. (2002) ^O
13	UCXB MAXI 10911-655 (NGC 2808)	✓						Juett et al. (2003) ^X , Nelemans et al. (2006) ^O
14	UCXB IGR J16597-3704 (NGC 6256)	✓						Nakajima et al. (2020) ^B
15	UCXB 4U 1916-053	✓	-Ne X, -Mg XII, -Si XIV, -S XVI, -O VIII, -Ca XX	He I, He II, N II, N III			✓	Becker et al. (1977) ^B , Iaria et al. (2019); Iaria et al. (2021) ^X
16	UCXB 4U 0614+091	✓	+Ne, O	+C, +O, +N	Featureless	✓	✓	Nelemans et al. (2006) ^O , in 't Zand et al. (2007) ^{Lp} , Lewin (1976) ^B , Kuulkers et al. (2010) ^B
17	UCXB Swift J1756.9-2508	✓		Featureless				Kuulkers (2005) ^{S,B} , Juett et al. (2001); Madej et al. (2010) ^X
18	UCXB NGC 6440 X-2 (NGC 6440)	✓	Excess at ~1 keV (Fe-L α and/or Ne-K α)					Machin et al. (1990); Nelemans et al. (2004); Madej et al. (2013) ^O
19	UCXB MAXI J1957+032	✓	Emission at ~0.5 keV and ~0.65 keV (N VII and/or O VIII)					Madej et al. (2013) ^O , Juett et al. (2001) ^{O/S} , in 't Zand et al. (2007) ^{Lp}
20	UCXB IGR J17494-3030	✓						Mata Sánchez et al. (2017) ^O
21	splMXB HETE J1900.1-2455	✓						Vanderspek et al. (2005); Galloway et al. (2020) ^B
22	splMXB IE 1603.6+2600	✓						Papitto et al. (2013) ^X , Elebert et al. (2007); Steeghs et al. (2005) ^O
23	splMXB IGR J17379-3747	✓	+Mg XI, emission at ~0.5 keV Absorption at ~0.7 keV	+He α , +He II Bowen blend of N III and C III			✓	Mukai et al. (2001) ^B , Hakala et al. (2005) ^{O/S}
24	splMXB 4U 1812-12	✓		-He I, -Ca II			✓	Morris et al. (1990) ^O , in 't Zand et al. (2007) ^{Lp}
25	cUCXB 4U 1728-34	✓		Featureless			✓	Chelovekov et al. (2006); Chelovekov & Grebenev (2010) ^B
26	cUCXB NGC 6652 B (NGC 6652)	✓		+H, +He -Fe, -Mg, -Na, -O				Murakami et al. (1983); Galloway et al. (2020) ^B
27	cUCXB 4U 1822-00	✓		Featureless				Armas Padilla et al. (2022) ^O , Bassa et al. (2006) ^{O/S} , in 't Zand et al. (2007) ^{Lp}
28	cUCXB 4U 1905+000	✓					✓	Hoffman et al. (1976); Galloway et al. (2010) ^B , Di Salvo et al. (2000); Koiopanos et al. (2021) ^X , Zand et al. (1998) ^B , Paduano et al. (2021) ^O

Notes. We indicate whether the features are in absorption (-) or in emission (+) whenever it could be established from the original study. In the references column (12), “ B^B ” refers to short burst, “ O^O ” to low optical-to-X-ray luminosity ratio ($L_{\alpha}/L_X < L_X^{\text{Pers}} < L_X^{\text{Pers}}$), and “ Lp ” to low persistent X-ray luminosities ($L_X^{\text{Pers}} < L_X^{\text{Pers}} < L_X^{\text{Pers}}$).

Table B.3. continued.

(1) ID	(2) Type	(3) Name	(4) short-B	(5) IB	(6) SB	(7) X-ray	(8) Optical	(9) UV	(10) $L_o/L_X << L_X^{\text{Pers}}$	(11) $L_o/L_X << L_X^{\text{Pers}}$	(12) References
29	cUCXB	RX J1709.5-2639 (NGC 6293)	✓			Emission at ~0.6 keV (O and/or Fe, enhanced Ne/O)			✓	✓	Cocchi et al. (1998) ^B , Jonker et al. (2003a) ^X
30	cUCXB	AX J1754.2-2754	✓	✓						✓	Chelovekov & Grebenev (2007) ^B , Chenevez et al. (2017) ^B Bassa et al. (2008) ^B , Bassa et al. (2008) ^{Lp}
31	cUCXB	IRXS J171824.2-402934	✓				+He I, +Ca II, +O I			✓	Kapteijn et al. (2000) ^B , in 't Zand et al. (2005) ^{Lp}
32	cUCXB	IRXH J173523.7-354013	✓							✓	Degenaar et al. (2010) ^{B,Lp} , Armas Padilla et al. (2013a) ^{Lp}
33	cUCXB	XMMU J174716.1-281048	✓							✓	Brandt et al. (2006b) ^B , Degenaar et al. (2011) ^B
34	cUCXB	SAX J1806.5-2215	✓							✓	Comelisse et al. (2002) ^{B,Lp} , in 't Zand et al. (2019) ^B
35	cUCXB	AX J1538.3-5541	✓							✓	Shidatsu et al. (2021) ^X , Coti Zelati et al. (2021) ^o
36	cUCXB	Swift J0840.7-3516	✓			Absorption at ~3, 4 keV (Fe K?)	Blend of C and O in emission, +He I, +C II		✓	✓	Boller et al. (1997); Piro et al. (1997) ^B , in 't Zand et al. (2008) ^B in 't Zand et al. (2008) ^X , in 't Zand et al. (2008) ^o
37	cUCXB	IA 1246-588	✓			-O, -Ne, -Fe	Featureless			✓	Bassa et al. (2006) ^{B,Lp} , in 't Zand et al. (2007) ^{Lp}
38	cUCXB	SAX J1712.6-3739	✓							✓	Cocchi et al. (1999) ^B , Kuulkers (2009) ^B , in 't Zand et al. (2007) ^{Lp}
39	cUCXB	IRXS J170854.4-321857	✓			Overabundances of Ne and Fe at ~1 keV				✓	in 't Zand et al. (2004, 2005) ^B
40	cUCXB	4U 1722-30 (Terzan 2)	✓							✓	Armas Padilla & López-Navas (2019) ^X , in 't Zand et al. (2007) ^{Lp} Swank et al. (1977); Kuulkers et al. (2003) ^B in 't Zand et al. (2007) ^{Lp}
41	cUCXB	IGR J17254-3257	✓							✓	Brandt et al. (2006a) ^B , Chenevez et al. (2007) ^B in 't Zand et al. (2007) ^{Lp}
42	cUCXB	SLX 1735-269	✓							✓	Bazzano et al. (1997) ^B , Molkov et al. (2005) ^B
43	cUCXB	SLX 1737-282	✓							✓	Suzuki & Kawai (2005) ^B , in 't Zand et al. (2007) ^{Lp} in 't Zand et al. (2002); Falanga et al. (2008) ^B
44	cUCXB	SLX 1744-299	✓							✓	in 't Zand et al. (2007) ^{Lp} Pavlinksky et al. (1994); in 't Zand et al. (2007); Alizai et al. (2020) ^B in 't Zand et al. (2007) ^{Lp}
45	cUCXB	IRXS J180408.9-342058	✓			+N VII, +O VII, +O VIII	+He II			✓	Chenevez et al. (2012); Wijmaads et al. (2017) ^B
46	cUCXB	IGR J17285-2922	✓			Negative residuals at ≤1 keV	Featureless			✓	Ludlam et al. (2016); Degenaar et al. (2016) ^X , Baglio et al. (2016) ^o
47	cUCXB	XMMU J181227.8-181234	✓							✓	Sidoli et al. (2011) ^X , Stoop et al. (2021) ^o
48	cUCXB	IM 1716-315	✓							✓	Goodwin et al. (2019) ^B
49	cUCXB	IA 1744-361	✓							✓	Hoffman et al. (1978) ^B , Markert et al. (1976); Tawara et al. (1984) ^B Emelyanov et al. (2001); Bhattacharyya et al. (2006) ^B