








The nuclear reaction network WinNet

M. REICHERT ¹, C. WINTELER,² O. KOROBKIN ³, A. ARCONES ^{4,5}, J. BLISS,⁴ M. EICHLER ⁴, U. FRISCHKNECHT,² C. FRÖHLICH ⁶,
R. HIRSCHI ^{7,8}, M. JACOBI ⁴, J. KUSKE ⁴, G. MARTÍNEZ-PINEDO ^{5,4}, D. MARTIN ⁴, D. MOCELJ,² T. RAUSCHER ^{2,9} AND
F.-K. THIELEMANN ^{2,5}

¹Departament d'Astronomia i Astrofísica, Universitat de València, Edifici d'Investigació Jeroni Munyoz, C/Dr. Moliner, 50, E-46100 Burjassot (València), Spain

²Department of Physics, University of Basel, Klingelbergstrasse 82, CH-4056 Basel, Switzerland

³Center for Theoretical Astrophysics, Los Alamos National Laboratory, Los Alamos, NM 87545, USA

⁴Institut für Kernphysik (Theoriezentrum), Technische Universität Darmstadt, Schlossgartenstr. 2, D-64289 Darmstadt, Germany

⁵GSI Helmholtzzentrum für Schwerionenforschung GmbH, Planckstr. 1, D-64291 Darmstadt, Germany

⁶Department of Physics, North Carolina State University, Raleigh, NC 27695, USA

⁷Astrophysics Group, Lennard-Jones Laboratories, Keele University, Keele ST5 5BG, UK

⁸Institute for the Physics and Mathematics of the Universe (WPI), University of Tokyo, 5-1-5 Kashiwanoha, Kashiwa 277-8583, Japan

⁹Centre for Astrophysics Research, University of Hertfordshire, Hatfield AL10 9AB, United Kingdom

ABSTRACT

We present the state-of-the-art single-zone nuclear reaction network WINNET that is capable of calculating the nucleosynthetic yields of a large variety of astrophysical environments and conditions. This ranges from the calculation of the primordial nucleosynthesis, where only a few nuclei are considered, to the ejecta of neutron star mergers with several thousands of involved nuclei. Here we describe the underlying physics and implementation details of the reaction network. We additionally present the numerical implementation of two different integration methods, the implicit Euler method and Gears method along with their advantages and disadvantages. We furthermore describe basic example cases of thermodynamic conditions that we provide together with the network and demonstrate the reliability of the code by using simple test cases. With this publication, WINNET is publicly available and open source at [GitHub](#) and [Zenodo](#).

Keywords: methods: numerical — nuclear reactions, nucleosynthesis, abundances

1. INTRODUCTION

Nuclear reaction networks are crucial to investigate the synthesis of elements and their isotopes in astrophysical events. While the events can vastly differ in their conditions, the procedure to derive their ejecta composition is always similar. The foundation of the understanding of the origin of elements has been outlined already in [Alpher et al. \(1948\)](#), the so-called $\alpha\beta\gamma$ -Paper.

The field of nucleosynthetic calculations encompasses the production of the light elements during the Big Bang (e.g., [Peebles 1966](#); [Wagoner et al. 1967](#); [Yang et al. 1984](#); [Boesgaard & Steigman 1985](#); [Kawano et al. 1988](#); [Olive et al. 1990](#); [Walker et al. 1991](#); [Smith et al. 1993](#); [Cyburt et al. 2016](#); [Coc & Vangioni 2017](#); [Pitrou et al. 2018, 2021](#); [Fields & Olive 2022](#)), the element production during the lifetime of stars (see, e.g., [Kippenhahn et al. 2013](#); [Karakas & Lattanzio 2014](#); [Karakas & Lugaro 2016](#); [Bisterzo et al. 2017](#); [Kobayashi et al. 2020](#); [Busso et al. 2021](#); [Doherty et al. 2017](#); [Gil-Pons et al. 2018](#); [Leung & Nomoto 2018](#); [Leung et al. 2020](#); [Arnett 1977](#); [Woosley & Weaver 1995](#); [Heger et al. 2003](#); [Heger &](#)

[Woosley 2010](#); [Maeder & Meynet 2012](#); [Frischknecht et al. 2016](#); [Thielemann et al. 2018a](#); [Limongi & Chieffi 2018](#); [Arnett et al. 2019](#); [Kaiser et al. 2020](#); [Eggenberger et al. 2021](#)), and more violent explosive events such as classical novae (e.g., [Arnould et al. 1980](#); [Wiescher et al. 1986](#); [José et al. 2004](#); [Jose 2016](#); [Vasini et al. 2022](#)), X-ray bursts (e.g., [Wiescher et al. 1986](#); [Rembges et al. 1997](#); [Schatz et al. 1998](#); [Cyburt et al. 2010](#); [Jose 2016](#); [Meisel et al. 2020](#)), type Ia supernovae (e.g., [Arnett 1969](#); [Arnett et al. 1971](#); [Iben & Tutukov 1984](#); [Nomoto et al. 1984](#); [Woosley et al. 1986](#); [Mueller & Arnett 1986](#); [Thielemann et al. 1986](#); [Khokhlov et al. 1993](#); [Höflich et al. 1998](#); [Röpke et al. 2012](#); [Hillebrandt et al. 2013](#); [Pakmor et al. 2013](#); [Dan et al. 2015](#); [Maeda & Terada 2016](#); [García-Senz et al. 2016](#); [Jiang et al. 2017](#); [Röpke & Sim 2018](#); [Thielemann et al. 2018b](#); [Shen et al. 2018](#); [Leung & Nomoto 2018](#); [Gronow et al. 2021](#); [Lach et al. 2022](#)), core-collapse supernovae (e.g., [Kotake et al. 2012](#); [Burrows 2013](#); [Janka et al. 2016](#); [Müller 2016](#); [Radice et al. 2018](#); [Müller 2020](#); [Vartanyan et al. 2022](#)) with a focus on nucleosynthesis (e.g., [Woosley & Weaver 1995](#); [Thielemann et al. 1996](#); [Woosley & Heger 2006](#); [Heger & Woosley 2010](#); [Perego et al. 2015](#);

Sukhbold et al. 2016; Wanajo et al. 2018; Curtis et al. 2019; Witt et al. 2021; Ghosh et al. 2022), or a focus on r -process or neutrino-driven winds in supernovae (e.g., Qian & Woosley 1996; Cardall & Fuller 1997; Hoffman et al. 1997; Otsuki et al. 2000; Thompson et al. 2001; Wanajo et al. 2001; Fröhlich et al. 2006a; Kratz et al. 2008; Bliss et al. 2020; Psaltis et al. 2022), magnetorotational supernovae (Nishimura et al. 2006; Winteler et al. 2012; Nishimura et al. 2015, 2017b; Mösta et al. 2018; Halevi & Mösta 2018; Reichert et al. 2021; Powell et al. 2023; Reichert et al. 2023), collapsars (MacFadyen & Woosley 1999; Pruet et al. 2003; Surman & McLaughlin 2004; McLaughlin & Surman 2005; Fujimoto et al. 2008; Siegel et al. 2019; Miller et al. 2020; Zenati et al. 2020; Barnes & Metzger 2022; Just et al. 2022a), and neutron star mergers (e.g., Freiburghaus et al. 1999; Korobkin et al. 2012; Martin et al. 2015; Bovard et al. 2017; Lippuner et al. 2017; Wu et al. 2016, 2019; Holmbeck et al. 2019; Wanajo et al. 2021; Rosswog & Korobkin 2022; Kullmann et al. 2022, 2023). Without nucleosynthesis calculations, a whole layer of information and observables would remain inaccessible.

Some applications require a complex modeling that takes species diffusion or convective mixing and nuclear burning simultaneously into account (such as, e.g., the oxygen-burning phase of a star or the rapid accreting white dwarfs; Hix & Thielemann 1999; Denissenkov et al. 2019) and the nuclear reaction network must therefore be included in a hydrodynamical simulation. This often has the consequence that only a restricted number of nuclei are considered in the calculation (from the 13 or 14 alpha nuclei network - 13 or 14 α - developed by Thielemann and used e.g. in Mueller 1986; Benz et al. 1989; Livne & Arnett 1995; Garcia-Senz et al. 2013; García-Senz et al. 2016) over small quasi-equilibrium networks (e.g. Hix et al. 1998; Timmes et al. 2000; Hix et al. 2007, named QE-reduced or iso7), to slightly enlarged networks beyond 13 α - like net21 - which include additional neutron-rich isotopes in the Fe-group in order to be able to follow Y_e below 0.5 (for a comparison of these approaches, see Bravo 2020). Recently such methods have been extended to networks that contain up to the order of 100 nuclei (Harris et al. 2017; Sandoval et al. 2021; Navó et al. 2023). These so-called in situ networks have the advantage of providing an accurate nuclear energy production as well as more precise nucleon abundances that imply more realistic neutrino opacities for the feedback to the simulation (e.g., Mueller 1986; Nakamura et al. 2014; Harris et al. 2017; Navó et al. 2023). On the other hand, simplifying assumptions within the nuclear reaction network equations, artificial numerical diffusion (e.g., Fryxell et al. 1991; Hix & Thielemann 1999; Plewa & Müller 1999), and the reduced set of nuclei in such energy generation networks can make the predicted ejecta composition, even with extended post-processing networks, more uncertain (this is nicely shown in Bravo 2020).

For astrophysical scenarios with a much larger diffusion timescale compared to the nuclear burning timescale, one can trace the ejecta with passively advected particles whose movements are influenced by the velocity field of the fluid (e.g., Nagataki et al. 1997; Seitenzahl et al. 2010; Nishimura et al. 2015; Harris et al. 2017; Bovard & Rezzolla 2017; Sieverding et al. 2023). These so-called tracer particles record the thermodynamic conditions as well as the neutrino fluxes in time. In the case that the impact of diffusion on the composition is negligible compared to the burning, each tracer can be calculated individually, and the total ejected matter is the (possibly weighted) average over all tracer particles individually. Reaction networks that are based on individual tracers (or zones) that are unable to interact with each other are called single-zone nuclear reaction networks. The advantage of those codes is that they can include a much more complete set of nuclei and reactions. This enables a calculation of the synthesis of the heaviest known elements, typically with ~ 7000 nuclei and ~ 90000 reactions involved.

The compilation of a consistent reaction database is especially challenging. Nuclear reactions are often provided in different formats and in different databases that are individually complete. Among others, the largest and publicly available databases are the JINA Reaclib database (Cyburt et al. 2010), Bruslib (Aikawa et al. 2005), the Starlib database (Salaska et al. 2013), NACRE (Xu et al. 2013), and KADONIS (Dillmann et al. 2006). However, none of the aforementioned libraries provides a complete set of electron/positron-captures as well as β^+/β^- decays at stellar conditions (Fuller et al. 1982, 1985; Oda et al. 1994; Langanke & Martínez-Pinedo 2001; Pruet & Fuller 2003; Suzuki et al. 2016), neutrino reactions (e.g., Bruenn 1986; Langanke & Kolbe 2002; Fröhlich et al. 2006a; Sieverding et al. 2018, 2019), or fission reactions and fragment distributions (Panov et al. 2005; Goriely et al. 2009; Panov et al. 2010; Petermann et al. 2012; Eichler et al. 2015; Vassh et al. 2019). For an almost complete survey of all of these resources, see the JINAWEB collected list.¹ Therefore, nuclear reaction networks always have to perform a certain amount of merging of the reaction rates if one wants to use a complete as possible set of reaction rates. Doing this rigorously can be a major task, as the consistency depends not only on not adding reactions twice or leaving them out, but also on adding reactions with the same underlying nuclear input, such as the same nuclear masses, which, far from stable nuclei, are theoretically calculated.

From a numerical point of view, reaction networks can be challenging as well. The huge differences in timescales of the reaction rates (e.g., weak decays versus strong reactions) introduce a stiffness into the differential equations. As

¹ <https://www.jinaweb.org/science-research/scientific-resources/data>

a consequence, explicit integration methods become unstable and implicit methods have to be applied. A full implicit implementation was first achieved by Truran et al. (1966b), Truran et al. (1967), Arnett & Truran (1969), Woosley et al. (1973), Arnould (1976), and Thielemann et al. (1979). While nowadays usually the first-order implicit Euler scheme is used within large nuclear reaction networks, tests with higher-order implicit schemes such as the Gear scheme have been performed as well (e.g., Timmes 1999; Longland et al. 2014).

There exist a variety of single-zone reaction networks with fully implicit schemes in the literature, e.g., the SantaCruz-code by the Woosley group, going back to Woosley et al. (1973), which followed Arnett (1969) and Truran et al. (1966a) introducing a complete Newton-Raphson scheme, BASNET (Thielemann et al. 1979; for an early comparison of the two codes and the implemented reaction rate libraries, see Hoffman et al. 1999), XNET (Hix & Thielemann 1999), rNET (Wanajo et al. 2001), CFNET (Fröhlich et al. 2006b), NUCNET (Meyer & Adams 2007), RJAVA (Kostka et al. 2014), TORCH (Paxton et al. 2015), GSINET (Mendoza-Temis et al. 2015), SKYNET (Lippuner & Roberts 2017), PRISM (Mumpower et al. 2018; Sprouse et al. 2021), PYNUCASTRO (Smith et al. 2023), and other unnamed reaction networks (e.g., Timmes 1999; Iliadis et al. 2002; Otsuki et al. 2003; Koike et al. 2004; Goriely et al. 2011).² However, only a small subset of them is publicly available, among them PYNUCASTRO³, TORCH⁴, RJAVA⁵, NUCNET⁶, XNET⁷, and SKYNET⁸.

Here we present the single-zone nuclear reaction network code WINNET, an updated version of the reaction network that has been first used in the context of Big Bang nucleosynthesis in Vonlanthen et al. (2009) and later for calculating the synthesis of heavy elements in Winteler et al. (2012). WINNET has a common origin to many other previously mentioned reaction networks such as XNET, CFNET, and GSINET as all of them were influenced by BASNET, which served as an initial template.

WINNET had been already used for different astrophysics problems; however, it was not publicly available. The code has been entirely written in Fortran 90 and has a user-friendly interface. WINNET is able to merge reaction rates from multiple sources and is designed for high-performance computations. It includes two fully implicit schemes, the first-order implicit Euler-backward scheme and the higher-order Gear scheme. This paper presents the basics of nuclear reaction

networks as well as provides insight of the implementations within WINNET.

In Section 2 we present the fundamental physics concepts for nuclear reaction networks. This includes the derivation of the ordinary differential equation (ODE) that is solved in WINNET (Section 2.1), the principle of detailed balance (Section 2.2), the concept of nuclear statistical equilibrium (NSE; Section 2.3), a method to account for nuclear energy generation within the temperature evolution (Section 2.4), and the treatment of Coulomb corrections (Section 2.5). The code structure and included numerical solvers are presented in Section 3. The different supported reaction rate formats are introduced in Section 4. Applications and test cases are presented in Section 5. We close with a summary in Section 6.

2. NUCLEAR REACTION NETWORK FUNDAMENTALS

2.1. Nuclear reaction networks

The fundamental theory behind nuclear reaction networks reaches back far into the past (see, e.g., Truran et al. 1966a; Clayton 1968; Arnett & Truran 1969; Woosley et al. 1973; Hix & Thielemann 1999; Hix & Meyer 2006; Winteler et al. 2012; Lippuner & Roberts 2017). Here we repeat briefly how to derive the differential equations, but refer the reader to previous publications for more details.

The cross section of a reaction

$$\sigma = \frac{\text{number of reactions per target and second}}{\text{flux of incoming particles}}, \quad (1)$$

is related to the probability of a nucleus i to react with nucleus j . If (e.g. in laboratory conditions like accelerator experiments) the relative velocity between target i and projectile j is a constant value v , it is given by

$$\sigma = \frac{r/n_i}{n_j v}. \quad (2)$$

Here, r is the number of reactions per volume and time, n_i and n_j are the number densities of the target and projectile, respectively. In an astrophysical plasma, both target and projectile follow specific velocity distributions depending on the environmental conditions like temperature and density (and the reaction cross section is that of a target with thermally populated excited states; e.g. Fowler 1974; Holmes et al. 1976; Rauscher & Thielemann 2000; Rauscher 2022). For an arbitrary velocity distribution, r can be expressed as:

$$r_{i,j} = \int \sigma(|\vec{v}_i - \vec{v}_j|) \cdot |\vec{v}_i - \vec{v}_j| dn_i dn_j. \quad (3)$$

In thermal equilibrium, the velocity (or momentum or energy) distribution depends on the type of particle, i.e., photons obey a Planck distribution and nuclei obey, in most cases,

² see also https://cococubed.com/code_pages/burn.shtml

³ <https://github.com/pynucastro/pynucastro/>

⁴ https://cococubed.com/code_pages/net_torch.shtml

⁵ <https://quarknova.ca/rJava/index.html>

⁶ <https://sourceforge.net/u/mbradle/blog/>

⁷ <https://github.com/starkiller-astro/XNet>

⁸ <https://bitbucket.org/jlippuner/skynet/>

a Maxwell-Boltzmann distribution. Therefore, for photons, dn_γ is given by

$$dn_\gamma = \frac{1}{\pi^2 (c\hbar)^3} \frac{E_\gamma^2}{\exp[E_\gamma/(k_B T)] - 1} dE_\gamma \quad (4)$$

and for nuclei dn_i is expressed by

$$dn_i = n_i \left(\frac{m_i}{2\pi k_B T} \right)^{3/2} \exp\left(-\frac{m_i v_i^2}{2k_B T}\right) d^3\vec{v}_i \equiv n_i \phi(v_i) d^3\vec{v}_i, \quad (5)$$

where m_i is the nuclear mass. For reactions between a nucleus and a photon, r is therefore given by

$$r_{i,\gamma} = \frac{n_i}{\pi^2 c^2 \hbar^3} \int_0^\infty \frac{\sigma(E_\gamma) E_\gamma^2}{\exp[E_\gamma/(k_B T)] - 1} dE_\gamma \equiv n_i \lambda_{i,\gamma}(T). \quad (6)$$

Reactions of this type are called photodisintegrations. For the case of two nuclei, the r is given by

$$\begin{aligned} r_{i,j} &= n_i n_j \int \sigma(|v_i - v_j|) \times |v_i - v_j| \phi(v_i) \phi(v_j) d^3\vec{v}_i d^3\vec{v}_j \\ &= n_i n_j \langle \sigma v \rangle_{i,j}, \end{aligned} \quad (7)$$

where $\langle \sigma v \rangle_{i,j}$ stands for the product σv integrated over thermal distributions. Furthermore, an additional factor has to be introduced to avoid double counting of identical project and target nuclei. Equation (7) becomes

$$r_{i,j} = \frac{1}{1 + \delta_{ij}} n_i n_j \langle \sigma v \rangle_{i,j} \quad (8)$$

with the delta in the usual sense, i.e., $\delta_{i,j} = 1$ for $i = j$; otherwise, $\delta_{i,j} = 0$. We get

$$\begin{aligned} r_{j,k,l} &= \frac{1}{1 + \delta_{jk} + \delta_{kl} + \delta_{jl} + 2\delta_{jkl}} n_j n_k n_l \langle ijk \rangle \\ &\equiv \frac{1}{1 + \Delta_{jkl}} n_j n_k n_l \langle ijk \rangle. \end{aligned} \quad (9)$$

in case of three participating nuclei, where $\langle ijk \rangle$ stands for three-body reactions (in most cases, a sequence of two two-body reactions and an intermediate reaction product with an extremely short half-life; see, e.g. [Nomoto et al. 1985](#); [Görres et al. 1995](#)). For example, the triple α reaction, which describes the probability of three helium nuclei to form ^{12}C has a pre-factor of $1/(1 + \Delta_{jkl}) = 1/6$.

Within a fluid that moves with velocity \vec{v} , n_i does not only change by nuclear reactions but also by the net-flow into the volume. We have

$$\begin{aligned} \frac{\partial n_i}{\partial t} &= -\vec{\nabla} \cdot (n_i \vec{v}) + \sum_j N_j^i r_j + \sum_{j,k} N_{j,k}^i r_{j,k} \\ &\quad + \sum_{j,k,l} N_{j,k,l}^i r_{j,k,l} \\ &:= -\vec{\nabla} \cdot (n_i \vec{v}) + C_{\text{nuc}}, \end{aligned} \quad (10)$$

where we introduced the factors $N_j^i, N_{j,k}^i, N_{j,k,l}^i$ that account for the number of particles i that gets destroyed (negative) or created (positive) in the reaction. The first term in the equation, $-\vec{\nabla} \cdot (n_i \vec{v})$, accounts for changes due to the fluid flow with velocity \vec{v} and the last term C_{nuc} accounts for changes due to nuclear reactions. We can reformulate the previous equation by using the Lagrangian time derivative that is related to the Eulerian time derivative via

$$\frac{D}{Dt} = \frac{\partial}{\partial t} + \vec{v} \cdot \vec{\nabla}. \quad (11)$$

We can therefore obtain

$$\frac{\partial n_i}{\partial t} = \frac{Dn_i}{Dt} - \vec{v} \cdot \vec{\nabla} n_i, \quad (12)$$

and, as a consequence, Eq. (10) becomes

$$\frac{Dn_i}{Dt} = -n_i \vec{\nabla} \cdot \vec{v} + C_{\text{nuc}}. \quad (13)$$

Using the continuity equation and the Lagrangian time derivative

$$\frac{\partial \rho}{\partial t} = -\vec{\nabla} \cdot (\rho \vec{v}) = -\vec{v} \cdot \vec{\nabla} \rho - \rho \vec{\nabla} \cdot \vec{v} \Rightarrow \frac{D\rho}{Dt} = -\rho \vec{\nabla} \cdot \vec{v}, \quad (14)$$

and therefore

$$\vec{\nabla} \cdot \vec{v} = -\frac{1}{\rho} \frac{D\rho}{Dt}. \quad (15)$$

Thus, we can insert into Eq. (13) and get

$$\frac{Dn_i}{Dt} - \frac{n_i}{\rho} \frac{D\rho}{Dt} = \rho \frac{D(n_i/\rho)}{Dt} = C_{\text{nuc}}. \quad (16)$$

This derivation has been done previously (see, e.g., [Mihalas 1999](#)) in the context of atomic processes related to radiation transport, but as shown here it is also valid in the context of nuclear reactions (see also [Lippuner & Roberts 2017](#)).

In order to obtain a density-independent expression instead of utilizing number densities n_i , we introduce the density (or mass) fraction of nucleus i , X_i , which can be expressed via

$$X_i = \frac{\rho_i}{\rho} = \frac{n_i m_i}{\rho} = \frac{n_i \mathcal{A}_i m_u}{\rho} \approx \frac{n_i \mathcal{A}_i m_u}{\rho}. \quad (17)$$

This includes the mass of nuclei $\mathcal{A}_i m_u$ (where \mathcal{A}_i is the relative atomic mass, which can be with a permille error approximated by A_i , the mass number of nucleus i , and $m_u = m(^{12}\text{C})/12$ is the atomic mass unit). Alternatively, one can introduce an abundance, without the inclusion of the weight or mass of a nucleus, as the fraction of the number density of nucleus i in comparison to the total number density of nucleons, approximated by $n = \rho/m_u$, that is conserved by nuclear reactions

$$Y_i = \frac{n_i}{n} = \frac{n_i}{\rho/m_u} = \frac{X_i}{A_i} = \frac{n_i}{\rho N_A} N_A m_u. \quad (18)$$

This definition seems to differ from the traditionally utilized one in nucleosynthesis literature, introduced by [Fowler et al. \(1967\)](#)

$$Y_i = \frac{n_i}{\rho N_A}, \quad (19)$$

as it includes the Avogadro constant N_A rather than the nuclear mass unit m_u . Eqs. (19) and (18) differ by the product $M_u = N_A m_u$, the molar gas constant, which had until 2019 the value 10^{-3} kg/mole or 1 g/mole in cgs units, leading in Eq. (19) to an abundances measure in mole/g and in Eq. (18) to a dimensionless number.

When utilizing the present values of the natural constants (see Table XXXI in [Tiesinga et al. 2021](#)) with $N_A = 6.02214076 \times 10^{23}$ mole $^{-1}$ (exact) and $m_u = m(^{12}\text{C})/12 = 1.6605390660(50) \times 10^{-24}$ g with a relative uncertainty of 3×10^{-10} , one obtains for the molar mass constant $M_u = N_A m_u = 0.99999999965(30)$ g mol $^{-1}$, i.e. equal to 1 with an uncertainty of 3×10^{-10} . Thus, both expressions are numerically identical with an extremely high accuracy in cgs units. However, the different dimensions of Eqs. (18) and (19) can introduce some confusion (see also [Rauscher 2020](#)). In this paper, we continue to utilize the traditional definition for abundances (Eq. (19)), but in agreement with Eq. (17) and $Y_i = X_i/A_i$ we will treat mass fractions X_i as well as abundances Y_i as dimensionless numbers. When expressing the number densities n_i in terms of abundances Y_i , Eq. (16) leads to the form

$$\begin{aligned} \dot{Y}_i &= \frac{DY_i}{Dt} = \sum_j N_j^i \lambda_j Y_j && \text{(1-body)} \\ &+ \sum_{j,k} \frac{N_{j,k}^i}{1 + \delta_{jk}} \rho N_A \langle \sigma v \rangle_{j,k} Y_j Y_k && \text{(2-body)} \\ &+ \sum_{j,k,l} \frac{N_{j,k,l}^i}{1 + \Delta_{jkl}} \rho^2 N_A^2 \langle ijk \rangle Y_j Y_k Y_l. && \text{(3-body)}, \end{aligned} \quad (20)$$

where the individual terms can be identified with specific reactions, neglecting reactions involving four or more participants. The first term, standing for one-body reactions, usually includes decays, photodisintegrations, electron- or positron-captures, and neutrino absorption. The equation is often called the "nuclear reaction network equation". It is the fundamental differential equation that is solved within `WINNET`. Note that all ρN_A terms would be replaced by ρ/m_u , when utilizing the alternative definition of abundances Y_i , which would replace N_A by m_u^{-1} .

2.2. Detailed balance

Reverse or backward reactions have a direct relation to the forward reaction by the so-called detailed balance theorem. We denote as forward reaction those with a positive Q-value

defined as the difference between initial and final ground-state masses. The relation between both can be expressed as (e.g., [Fowler et al. 1967](#))

$$\begin{aligned} \langle \sigma v \rangle_{\text{backward}} &= \frac{\Delta_{\text{reactants}}}{\Delta_{\text{products}}} \left(\frac{\prod_{i=1}^{N_{\text{reactants}}} G_i(T)}{\prod_{j=1}^{N_{\text{products}}} G_j(T)} \right) && (21) \\ &\times \left(\frac{\prod_{i=1}^{N_{\text{reactants}}} g_i}{\prod_{j=1}^{N_{\text{products}}} g_j} \right) \left(\frac{\prod_{i=1}^{N_{\text{reactants}}} A_i}{\prod_{j=1}^{N_{\text{products}}} A_j} \right)^{3n/2} \\ &\times \left(\frac{m_u k_B T}{2\pi \hbar^2} \right)^{3n/2} \exp[-Q/(k_B T)] \langle \sigma v \rangle_{\text{forward}}, \end{aligned}$$

where Δ is the double counting factor for reactants/products as in Eq. (20), G are the partition functions, g is the spin factor defined as $g = 2J + 1$, where J is the spin of the ground state, A_i is the mass of nucleus i , Q is the Q-value of the reaction, $\langle \sigma v \rangle_{\text{forward}}$ is the cross section of the forward reaction, and n is the difference between the number of reactants and the number of reaction products.

Equation (21) needs to be modified for photodisintegration reactions. There, $\langle \sigma v \rangle_{\text{backward}}$ should be replaced by $\lambda_{\text{backward}}$. In this case, $n \neq 0$ and we therefore get the additional factors that are introduced with n in the exponential in Eq. (21). This is consistent with literature (e.g., [Fowler et al. 1967](#)) and the ReaLib reverse rates. Therefore, in practice, we can use the above equation for both cases, capture reactions and photodisintegrations. Eq. (21) is also valid for three-body reactions replacing $\langle \sigma v \rangle$ by $\langle ijk \rangle$. It should be mentioned here that the relations in this section include that nuclei in a thermal environment exist with thermally populated excited states.

Within the Jina ReaLib framework, the Q-Values are given for each reaction. Additionally, the mass excesses of all nuclei can be found in a separate file (called "winvn"). Ideally, the mass excess is consistent with the Q-value in the ReaLib; however, as pointed out already in [Lippuner & Roberts \(2017\)](#), currently there are inconsistencies between these values. Because the reverse rates in ReaLib use the detailed balance principle with the Q-value from the ReaLib, there can be an inconsistency at the transition of NSE to the network equations caused by the inconsistent Q-values (see Fig. 2). Therefore, `WINNET` is able to calculate detailed balance with the Q-values obtained from the mass excess. We note that there is no optimal solution for this inconsistency. Using the Q-value from the mass excess will make the calculation consistent with NSE, but introduces an inconsistency with the forward rate, as this was calculated on the basis of a different Q-value. Often, it is however more important to be consistent with the equilibrium values. As already mentioned in [Lippuner & Roberts \(2017\)](#), this inconsistency in the ReaLib database may be resolved in the future. However, one philosophy of the JINA ReaLib database is to have up-to-date

nuclear masses. Recalculating all reaction rates whenever a new mass is available may not be feasible. To a certain degree, this inconsistency may therefore always be present (Schatz 2022). In any case, the advantage of an on-the-fly calculation of reverse rates is also given when using tabulated rates. For these rates, a tabulation for forward and reverse rates may break the detailed balance principle, and it can be more consistent to calculate the reverse rate based on the tabulation of the forward rate.

2.3. Nuclear statistical equilibrium

For high temperatures in explosive environments, typically in excess of about $T \gtrsim 6$ GK, reactions mediated by the strong and electromagnetic interaction are in equilibrium. For these conditions, one can simplify the treatment, replacing the reaction network equations by utilizing an equilibrium approach, which can be expressed in terms of the chemical potentials of the nuclei

$$\mu(Z, N) = N\mu_n + Z\mu_p, \quad (22)$$

where $\mu(Z, N)$ is the chemical potential for a nucleus with mass number $A = Z + N$, μ_n is the chemical potential of neutrons, and μ_p is the chemical potential of protons. For low enough densities, nucleons (fermions) are nondegenerate and therefore described well by the Maxwell-Boltzmann statistics. Introducing this for the related chemical potentials in Eq. (22) leads to the so-called Saha equations (for a detailed derivation of NSE, see, e.g. Hix & Thielemann 1999; Iliadis 2015; Lippuner & Roberts 2017, or for an approach using detailed balance, see, e.g. Clayton 1968):

$$Y(Z, A) = g_{Z,A} G_{Z,A} (\rho N_A)^{A-1} \frac{A^{3/2}}{2^A} \left(\frac{2\pi\hbar}{m_u k_B T} \right)^{\frac{3}{2}(A-1)} e^{B_{Z,A}/k_B T} Y_n^{A-Z} Y_p^Z, \quad (23)$$

with the spin factor $g = 2J + 1$, where J is the spin of the ground state, the partition function $G_{Z,A}$, and binding energy of a nucleus $B_{Z,A}$. Furthermore, additional constraints of mass conservation and charge neutrality hold:

$$\sum_i Y_i A_i = 1 \quad (\text{mass conservation}) \quad (24)$$

$$\sum_i Y_i Z_i = Y_e \quad (\text{charge neutrality}). \quad (25)$$

This set of equations has two unknowns, namely the abundances of protons Y_p and neutrons Y_n , because temperature, density, and electron fraction are assumed to be known quantities (e.g., from a hydrodynamical simulation). The composition is a function of $Y(\rho, T, Y_e)$ only. In particular, no information of the past behavior is necessary to determine the composition.

Within WINNET we solve the system of Equations (24) and (25) either with a Newton-Raphson or identical to Smith et al. (2023) the hybrid Powell method from the MINPACK-I package (More et al. 1980) that was translated to Fortran 90 by J. Burkardt⁹. The convergence of the schemes hereby depend often on the initial guess. In WINNET this guess is obtained by starting to calculate NSE at a high temperature and descending to lower temperatures, taking the results of the higher temperatures as initial value for the lower ones. The initial composition at the starting temperature is assumed to consist of nucleons only with $Y_n = 1 - Y_e$ and $Y_p = Y_e$.

Weak reactions are evolved with a simplified reaction network that includes only these reactions in Eq. (20). After a time step a new electron fraction is determined using Eq. (25) and the composition is recomputed assuming for NSE. This assumes that strong and electromagnetic reactions occur instantaneously following a weak reaction consistently with the NSE assumption.

The implementation of screening corrections in NSE is discussed in Section 2.5.

2.4. Nuclear heating

A proper consideration of the impact of the energy produced by nuclear processes in the hydrodynamical evolution requires the use of an in situ network as discussed in the introduction. However, in post-processing network calculations, it is commonly assumed that the nuclear energy generation mainly affects the evolution of temperature (see, e.g. Freiburghaus et al. 1999; Mueller 1986; Lippuner & Roberts 2017). In the following, we describe the general description of energy generation and its treatment in WINNET.

The evolution of a fluid element under exchange of heat with the surroundings in a local inertial frame comoving with the fluid is given by the first law of thermodynamics

$$d\varepsilon + pd \left(\frac{1}{n} \right) = \delta q, \quad (26)$$

where ε is the total energy (including rest-mass energy) per nucleon, and δq is the net heat gained per nucleon. This includes heat produced by shocks or viscous heating or loss by neutrinos when weak processes are considered. Alternatively, if the fluid element is in equilibrium at all times, we have

$$\begin{aligned} k_B T ds + \sum_i \mu_i dY_i + \mu_e dY_e &= \delta q \\ &= k_B T ds + \sum_i (\mu_i + Z_i \mu_e) dY_i, \end{aligned} \quad (27)$$

where s is the entropy per nucleon in units of k_B and the sum runs over all nuclear species. The term $\mu_e dY_e$ or $Z_i \mu_e dY_i$

⁹ Accessed from https://people.sc.fsu.edu/~jburkardt/f_src/fsolve/fsolve.html

accounts for the contribution of electrons and positrons. Typically, the densities we are interested in are such that matter is transparent to neutrinos. To ensure this, within WINNET we include a user-defined parameter to specify the density below which nuclear heating will be taken into account. The energy carried by neutrinos per unit of time can be expressed as:

$$\dot{q}_{\text{loss}} = - \sum_i \langle \varepsilon_\nu \rangle^i \lambda_i Y_i, \quad (28)$$

where $\langle \varepsilon_\nu \rangle^i$ is the average energy of the neutrinos produced by electron-capture or beta-decay of the nucleus i with rate λ_i and abundance Y_i . These quantities are provided in tabulations of weak interaction rates at finite temperature and density (see, e.g., Langanke & Martínez-Pinedo 2001) and in global calculations of beta-decays for r -process nuclei (Marketin et al. 2016). For measured decays, the average neutrino energies are given by the ENSDF database (Brown et al. 2018)¹⁰. If we consider only beta-decays, we can express the average energy $\langle \varepsilon_\nu \rangle^i$ of the neutrinos as a fraction of the beta-decay Q -value $Q_{\beta,i}$:

$$\dot{q}_{\text{loss}} = - \sum_i f_\nu \lambda_i Q_{\beta,i} Y_i. \quad (29)$$

Assuming that a constant fraction of the energy is carried by neutrinos, we have

$$\dot{q}_{\text{loss}} = -f_\nu \sum_i Q_{\beta,i} \lambda_i Y_i. \quad (30)$$

A typical value of f_ν for neutron-rich r -process nuclei is $f_\nu = 0.4$ (Marketin et al. 2016), as beta-decays populate mainly excited states in the daughter nuclei that later decay by either γ or neutron emission. In practice, within WINNET the average energy of neutrinos produced in the reaction can be taken from all aforementioned sources, and in case of an unknown average neutrino energy, a user-defined f_ν is assumed. Optionally, we also account for escaping thermally produced neutrinos, by, e.g., bremsstrahlung or electron recombination with the analytic fitting formulas of Itoh et al. (1996)¹¹. Energy cannot only leave the system by neutrinos, but also enter it. When assuming that only neutrino reactions add additional energy to the system, we obtain:

$$\dot{q}_{\text{gain}} = \sum_i \langle \varepsilon_\nu \rangle^i \langle \sigma \rangle_i F_\nu Y_i, \quad (31)$$

where $\langle \varepsilon_\nu \rangle$ is the average energy of the absorbed neutrino, $\langle \sigma \rangle$ is the neutrino average cross section, and F_ν the neutrino number flux (see Section 4.2.4 for more details about the

implementation of neutrino reactions). For the moment, we include ε_ν for charged-current reactions on nucleons only. When combining Eq. (27), (30), and (31), we obtain:

$$\begin{aligned} \dot{s} &= -\frac{1}{k_B T} \left(\sum_i (\mu_i + Z_i \mu_e) \dot{Y}_i - \dot{q} \right) \\ &= -\frac{1}{k_B T} \left(\sum_i (\mu_i + Z_i \mu_e) \dot{Y}_i - (\dot{q}_{\text{loss}} + \dot{q}_{\text{gain}}) \right), \end{aligned} \quad (32)$$

where we obtain the electron chemical potential from the EOS (Timmes & Arnett 1999), and the chemical potentials of nuclei is given by:

$$\begin{aligned} \mu_i &= m_i c^2 + k_B T \eta_i \\ \eta_i &= -\ln \left[\frac{g_i G_i(T) m_u}{\rho Y_i} \left(\frac{A_i m_u c^2 k_B T}{2\pi \hbar^2} \right)^{3/2} \right]. \end{aligned} \quad (33)$$

Here m_i is the nuclear mass that we get from the atomic mass excess $\Delta(Z, A)$ by

$$m(Z, A) c^2 = \Delta(Z, A) + A m_u c^2 - Z m_e c^2. \quad (34)$$

The mass excess from the latest atomic mass evaluation is tabulated in the Jina Reaclib database (Cyburt et al. 2010).

Under NSE conditions, Eq. (32) can be expressed as

$$\dot{s} = -\frac{1}{k_B T} [(\mu_p + \mu_e - \mu_n) \dot{Y}_e - \dot{q}], \quad (35)$$

showing that only reactions that are not in equilibrium, i.e. weak processes that change Y_e as well as external heating, are responsible for the change in entropy. This result can be also generalized to r -process conditions for which $(n, \gamma) \rightleftharpoons (\gamma, n)$ equilibrium is valid. Hence, reactions in equilibrium do not introduce a change in entropy. At high densities, neutrinos are characterized by a chemical potential μ_ν . In this case, one obtains $\dot{s} = -[(\mu_p + \mu_e - \mu_n - \mu_\nu) \dot{Y}_e - \dot{q}] / (k_B T)$, which shows chemical weak equilibrium $\mu_p + \mu_e = \mu_n + \mu_\nu$ corresponds to a maximum of the entropy (Arcones et al. 2010).

Within WINNET we solve Eq. (32) explicitly in a so-called operator splitting method within the same Newton-Raphson as the nuclear network equations (Eq. 20). The initial value of the entropy is determined using the Timmes EOS (Timmes & Arnett 1999). Within every Newton-Raphson iteration, the newly obtained entropy is translated into a temperature via the EOS assuming that the density and composition remain constant. For conditions at which $s \approx 1-5 k_B \text{ nuc}^{-1}$, the entropy is dominated by the contribution of nuclei and is very sensitive to the composition. Under these conditions, it is necessary to account for changes in the composition when searching for a new value of the temperature. This is currently not implemented in WINNET.

¹⁰ Accessed via the API of https://www-nds.iaea.org/relnsd/vcharthtml/api-v0_guide.html

¹¹ See also https://cococubed.com/code_pages/nuloss.shtml

2.5. Coulomb corrections

Coulomb effects can significantly influence fusion processes in a hot stellar plasma. Electrons can be attracted by the positive charge of a nucleus and therefore shield and modify the Coulomb interactions between two nuclei. This modifies the nuclear reactions and makes charged particle reactions more likely. The effect can be approximated by correction factors, the so-called screening corrections, which are an important ingredient in nuclear reaction network calculations (e.g., [Salpeter 1954](#)). The calculation of the correction factors depends on the temperature and density of the environment (e.g., [Salpeter & van Horn 1969](#); [Yakovlev & Shalybkov 1989](#); [Ichimaru 1993](#); [Yakovlev et al. 2006](#)). Usually, three different screening regimes are distinguished: the weak screening, the intermediate screening, and the strong screening regime. The regimes are commonly separated in terms of the ion-coupling parameter (e.g., [Kravchuk & Yakovlev 2014](#))

$$\Gamma_{12} = 2 \frac{Z_1 Z_2}{Z_1^{1/3} + Z_2^{1/3}} \frac{e^2 (4\pi n_e)^{1/3}}{3^{1/3} k_B T} \approx 4.5494 \times 10^{-4} \frac{Z_1 Z_2}{Z_1^{1/3} + Z_2^{1/3}} (\rho Y_e)^{1/3} T^{-1}, \quad (36)$$

where T is the temperature in GK, the electron number density is defined as $n_e = \rho N_A Y_e$, Z_i is the charge of element i , and the elementary charge is e . For lower values of Γ_{12} the effect of screening becomes smaller. The weak screening regime applies for $\Gamma_{12} \ll 1$, the intermediate regime around $\Gamma_{12} \approx 1$, and the strong regime for larger values. We do not solve the screening corrections numerically, which would be necessary to obtain the corrections for the strong screening regime. Instead, we have implemented a fitted function that was derived within [Kravchuk & Yakovlev \(2014\)](#). They express the so-called screening enhancement factor as (Eq. 62 of [Kravchuk & Yakovlev 2014](#))

$$f_{\text{scr}} = \exp \left[\Gamma_{12} \left(b_0 + \frac{5}{8} b_2 \zeta^2 + \frac{63}{128} b_4 \zeta^4 \right) \right], \quad (37)$$

with ζ defined as

$$\zeta = 3 \frac{\Gamma_{12}}{\tau}, \quad (38)$$

where

$$\tau = \left(\frac{27\pi^2 \mu (Z_1 Z_2)^2 e^4}{2k_B T \hbar^2} \right)^{1/3} \approx 4.2487 \times \left(\frac{A_1 A_2}{A_1 + A_2} (Z_1 Z_2)^2 \frac{1}{T} \right)^{1/3}, \quad (39)$$

with the nucleon number A_i and the reduced mass μ . The fitting parameter b_0 is expressed by the difference in Coulomb free energies, which are defined by another fitted function that

[Kravchuk & Yakovlev \(2014\)](#) took from [Potekhin & Chabrier \(2000\)](#):

$$f_C(\Gamma) = C_1 \left[\sqrt{\Gamma(C_2 + \Gamma)} - C_2 \ln \left(\sqrt{\frac{\Gamma}{C_2}} + \sqrt{1 + \frac{\Gamma}{C_2}} \right) \right] + 2C_3 \left(\sqrt{\Gamma} - \arctan \sqrt{\Gamma} \right) + D_1 \left[\Gamma - D_2 \ln \left(1 + \frac{\Gamma}{D_2} \right) \right] + \frac{D_3}{2} \ln \left(1 + \frac{\Gamma^2}{D_4} \right). \quad (40)$$

Here, $C_1 = -0.907$, $C_2 = 0.62954$, $C_3 = 0.2771$, $D_1 = 0.00456$, $D_2 = 211.6$, $D_3 = -0.0001$, and $D_4 = 0.00462$, and Γ is the ion-coupling parameter for a one-component plasma

$$\Gamma = \frac{Z^{5/3} e^2 (4\pi n_e)^{1/3}}{3^{1/3} k_B T}. \quad (41)$$

From this, they obtain

$$b_0 = \frac{f_C(\Gamma_1) + f_C(\Gamma_2) - f_C(\Gamma_C)}{\Gamma_{12}}, \quad (42)$$

where Γ_1 and Γ_2 are the ion-coupling parameters of the reacting nuclei, and Γ_C is the ion coupling parameter of the compound nucleus. Furthermore, b_2 and b_4 in eq. (37) are defined as

$$b_2 = -\frac{1}{16} \frac{(1 + z^{5/3})^3}{1 + z} \quad (43)$$

$$b_4 = -\frac{z}{64} \frac{(1 + z^{5/3})^5}{(1 + z)^{11/3}}. \quad (44)$$

The differences between the screening correction scheme of [Kravchuk & Yakovlev \(2014\)](#) that is implemented in `WINNET` and that of `SKYNET` ([Lippuner & Roberts 2017](#)), which uses a parameterization of [Dewitt et al. \(1973\)](#) are shown in Fig. 1. In the most relevant regime for nucleosynthesis calculations (i.e., $1 \leq \Gamma_{12} \leq 200$) all schemes show good agreement (Fig. 1). For higher values of $\Gamma_{12} > 200$, the temperature is usually close to or even below the validity of the reaction rate databases (c.f., $T_{\text{min}} = 10^{-2}$ GK of the Reaclub reaction rate database; [Cyburt et al. 2010](#)).

Screening corrections will modify the reaction rates according to

$$\langle \sigma v \rangle_{\text{scr}} = \langle \sigma v \rangle f_{\text{scr}}. \quad (45)$$

The implementation of screening with more than two reactants is realized in several steps. For three reactants, the screening correction of only two reactants is calculated, and, in a next step, the correction of the third reactant with the summed mass and ion number of the first two reactants is calculated. This corresponds to forming a short-lived intermediate nucleus. The total correction is then given by the multiplication of both correction factors f_{scr} .

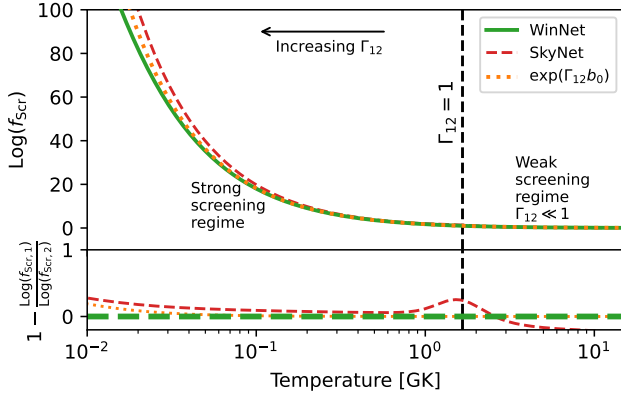


Figure 1. Upper panel: screening correction for the heavy ion reaction $^{12}\text{C}+^{12}\text{C}$ for a constant density of 10^8 g cm^{-3} and $Y_e = 0.5$. The screening correction of Kravchuk & Yakovlev (2014) that is used in WINNET is shown as the solid green line. The screening correction of Kravchuk & Yakovlev (2014) when only using the b_0 term that is similar to the original description of Salpeter (1954) is shown as the dotted orange line. The screening correction of SKYNET for a pure carbon composition is shown as the dashed red line. Bottom panel: relative differences of the screening corrections relative to that implemented in WINNET. The vertical dashed line indicates the intermediate screening regime for $\Gamma_{12} = 1$.

In the case of NSE (see Section 2.3), screening corrections enter in the form of a change of the binding energy of a charged nucleus, i.e., the difference in the Helmholtz free energy due to the screening. Since all reactions are in equilibrium, we can assume that every nucleus is built by a series of proton captures and neutron captures, where the latter reaction is independent of screening corrections. To obtain a correction for the binding energy of a given nucleus with charge number Z we therefore multiply the screening corrections f_{scr} of the necessary amount of $(Z-1)$ proton captures¹². The impact of screening and the consistency of the network at NSE transition is shown in Fig. 2. Note that there exist other approaches that derive the screening corrections from the detailed balance principle (e.g., Kushnir et al. 2019) or from a global Coulomb correction (Bravo & García-Senz 1999; Lippuner & Roberts 2017). All of these approaches are consistent with each other. When taking screening corrections into account, heavier nuclei are synthesized compared to the case without screening.

3. METHODS AND NUMERICAL TECHNIQUES

3.1. Code structure and flow diagram

In the following, we describe the control flow of WINNET (see Fig. 3). The code starts by reading a user-defined file in

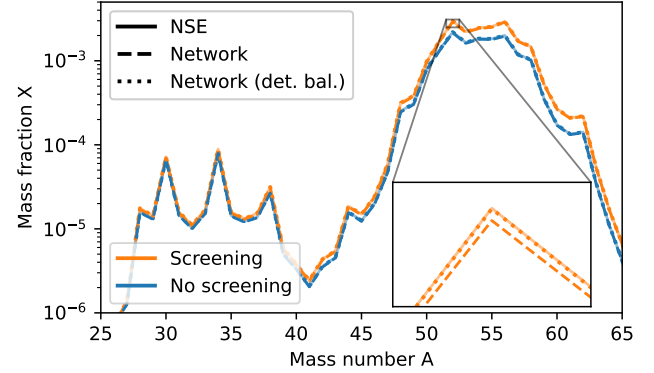


Figure 2. NSE composition with (orange line) and without (blue line) screening corrections in NSE for $T = 7 \text{ GK}$, $\rho = 10^7 \text{ g cm}^{-3}$, and $Y_e = 0.5$ (solid lines). Dashed lines show the result of two hydrostatic network runs with and without screening corrections using strong reaction rates from the Jina Reaclib. Dashed lines show the same, but replacing the reverse reactions of the Jina Reaclib with reverse rates that are calculated with detailed balance using the mass excess of the Jina Reaclib. The hydrostatic calculations start with half neutrons and half protons and are calculated for 10^3 s . This illustrates the consistency of the network at NSE transition with and without screening corrections when using the same nuclear masses for the reactions and NSE.

the initialization step. This file contains runtime parameters such as paths to nuclear physics input data and other options. A full list of possible parameters is given in the documentation of the code.

After the initialization, the evolution mode is chosen. This mode is set to either “Network” or “NSE” and depends on the temperature. The implementation of several modes is necessary as the most efficient approach to determine the composition changes with temperature. Whereas solving the full network equations in a temperature regime where an equilibrium holds can lead to arbitrarily small time steps, solving NSE conditions at too low temperatures can lead to incorrect results.

For both evolution modes, the temperature, density, and neutrino quantities (i.e., neutrino temperatures or energies and luminosities) are updated using either an interpolation (i.e., linear, cubic, Akima, modified Akima, Pchip) within the thermodynamic data of the Lagrangian tracer particle, analytic equations, or a user-defined extrapolation (i.e., adiabatic, exponential, free). In the network regime, updating the temperature depends on the input settings and includes some special cases. If the user allows feedback of the nuclear energy release on the temperature, a differential equation of the entropy is solved explicitly together with the nuclear reaction network equations (see Section 2.4). After updating the temperature, density, and neutrino properties, the reaction network equations are solved numerically. For the network

¹² Note that XNet uses the same approach in NSE; see https://github.com/starkiller-astro/XNet/blob/master/doc/screening/Screening_for_NSE.pdf

regime, the full set of coupled differential equations (including all reactions) is solved. In NSE, Eqs. (23-25) are solved for a given temperature, density, and electron fraction. The latter is evolved taking weak reactions into account only.

If no convergence is achieved (the criteria are introduced in Section 3.2), the step size is halved, and the iteration is repeated. Otherwise, an output is generated, and the time is evolved (indicated by “rotate timelevels” in Fig. 3). The main loop ends when a user-defined termination criterion is fulfilled. Before the code terminates, final output such as the final abundances and mass fractions are written.

3.2. Integration schemes

Due to the stiff behavior of the nuclear reaction network equations (Eq. (20)), implicit/backwards methods are necessary to integrate the ODE. The general structure of the network however is independent of the chosen integration method.

Regardless of the chosen integration method, WINNET uses a sparse matrix representation of the Jacobian of the system and the sparse matrix solver PARDISO (Schenk & Gärtner 2004), which is OpenMP parallelized. For a detailed description of the sparse format, see e.g., Hix & Thielemann (1999) or Winteler (2012). This sparse format brings a computational advantage for calculations with more than $N \gtrsim 400$ nuclei. In WINNET, the indices of possible nonvanishing entries are calculated once at the beginning and are updated in a next step when solving the linear system. WINNET provides two methods to integrate the system that are outlined subsequently.

3.2.1. Implicit Euler

The implicit Euler method (see also, e.g. Hix & Thielemann 1999; Winteler 2012; Lippuner & Roberts 2017) is one of the simplest implicit integration methods. Nevertheless, it is sufficient for most of the calculations, especially when a large number of nuclei is involved in the calculation. For a coupled ODE, we can formulate the problem of integrating the equation by the general form of

$$\frac{DY_i}{Dt} = \dot{Y}_i = f_i(t, Y_1, \dots, Y_N), \quad (46)$$

where N is the amount of involved species, and Y_i is the abundance of species i . There are two possibilities to discretize this derivative. The simplest approach would be

$$\frac{Y_i(t+h) - Y_i(t)}{h} = f_i(t, Y_1, \dots, Y_N). \quad (47)$$

When choosing a time step h , everything except $Y_i(t+h)$ is known, and one can integrate the ODE when knowing an initial value of Y_i . However, this approach corresponds to an explicit Euler method, an integration scheme that can

be numerically unstable for so-called stiff problems that are present in reaction networks. Therefore, we can discretize the derivative with

$$\frac{Y_i(t+h) - Y_i(t)}{h} = f_i(t+h, Y_1, \dots, Y_N). \quad (48)$$

Note that here $Y_i(t+h)$ as well as $f_i(t+h, Y_1, \dots, Y_N)$ is unknown. We can derive a iterative formula for the solution of $Y_i(t+h)$. This is given by:

$$Y_i(t+h) = Y_i(t) + h f_i(t+h, Y_1, \dots, Y_N). \quad (49)$$

To get a solution, we have to apply a root-finding algorithm; in WINNET we use the Newton-Raphson method. To apply the Newton-Raphson method, we must reformulate the problem:

$$0 = Y_i(t) + h f_i(t+h, Y_1, \dots, Y_N) - Y_i(t+h). \quad (50)$$

Mathematically, a multidimensional Newton-Raphson can be formulated as:

$$\vec{F}(\vec{x}) = 0, \quad (51)$$

which we will later apply and set \vec{x} to \vec{Y} . The Taylor series of \vec{F} can be expressed in first order as

$$F_i(\vec{x} + \delta\vec{x}) = F_i(\vec{x}) + \sum_{j=1}^N \frac{\partial F_i}{\partial x_j} \delta x_j + O(\delta\vec{x}^2) = 0, \quad (52)$$

where $\frac{\partial F_i}{\partial x_j}$ is one entry of the Jacobian matrix containing the partial derivatives of \vec{F} , defined as $J_{ij} = \frac{\partial F_i}{\partial x_j}$. Within WINNET this Jacobian is represented in a sparse format. The position of zero entries is reevaluated in every iteration. Furthermore, derivatives of the screening correction factor (Section 2.5) are considered to be zero, and we calculate the Jacobian analytically as, in this case, it is just the derivative of a polynomial equation (Eq. 20). To find the root of \vec{F} we iterate

$$\vec{x}^{k+1} = \vec{x}^k + \delta\vec{x}^k = \vec{x}^k - J(\vec{x}^k)^{-1} \cdot \vec{F}(\vec{x}^k) \quad (53)$$

until convergence is reached. In a classical Newton-Raphson the convergence criterion is given by $|\vec{x}^{k+1} - \vec{x}^k| < \epsilon_{\text{NR}}$. In WINNET we implemented a different criterion that is based on mass conservation by using the mass fraction X_i (see Eq. 24):

$$\sum_{i=1}^N Y_i A_i - 1 = \sum_{i=1}^N X_i - 1 < \epsilon_{\text{NR}} \quad (54)$$

where $\epsilon_{\text{NR}} < 10^{-5}$ is used per default in WINNET. As investigated by Lippuner & Roberts (2017), this convergence criterion is sufficient for most of the nucleosynthesis calculations. Other convergence criteria such as $|\vec{x}^{k+1} - \vec{x}^k| < \epsilon_{\text{NR}}$ are often too strict and slow down the calculation significantly. If the Newton-Raphson does not converge, the calculation is repeated with a halved time step. This is schematically shown

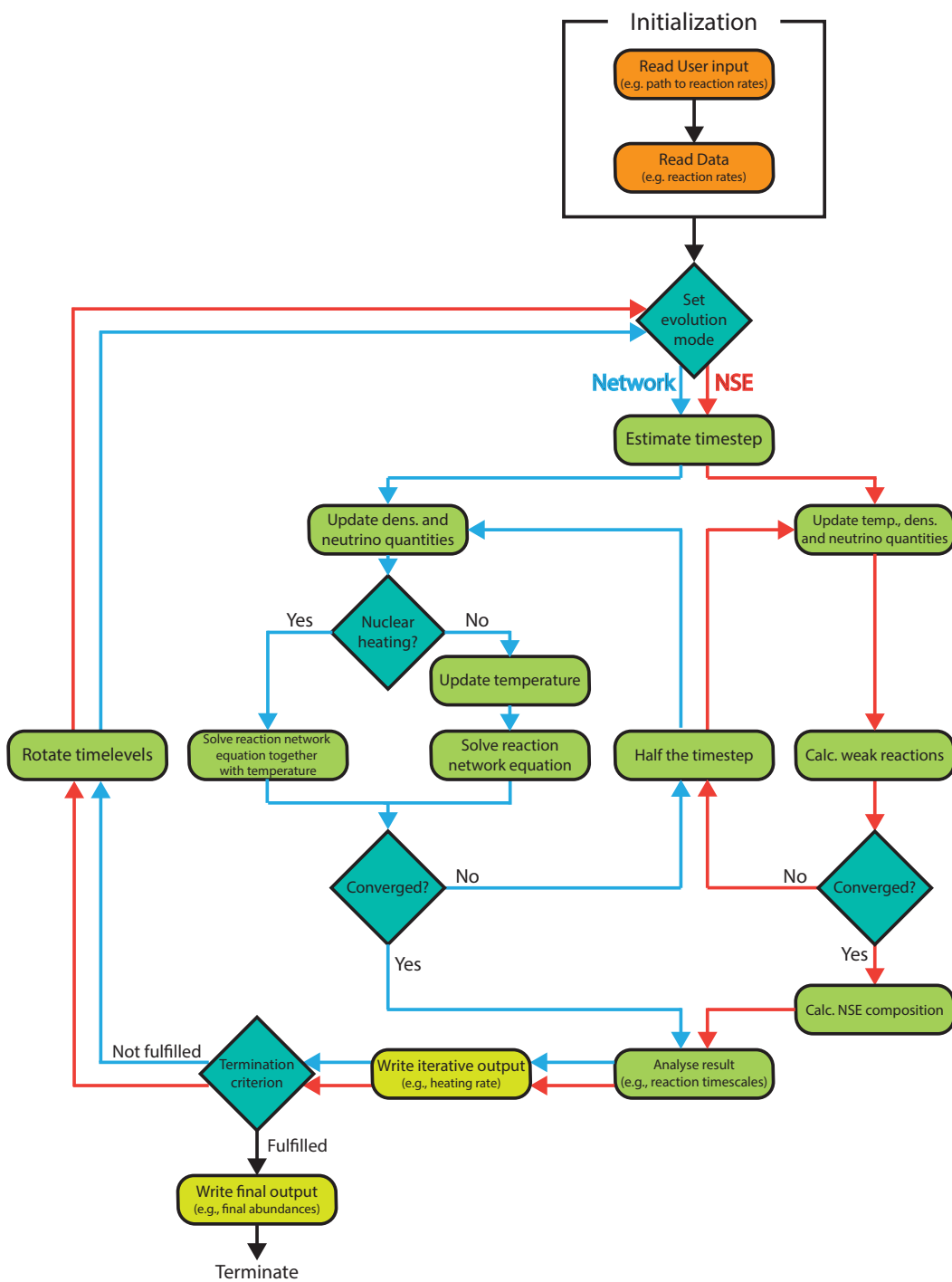


Figure 3. Flow diagram of WinNET. Figure taken from Reichert (2021).

by the loop in Fig. 3. In the case of nuclear heating being enabled (Section 2.4), the temperature change relative to the last Newton-Raphson iteration can also be limited in order to assure the convergence of the entropy update. We tested the convergence in more detail in Appendix A. By combining Eq. (53) and Eq. (49), we obtain

$$\vec{Y}_{n+1}^{k+1} = \vec{Y}_{n+1}^k - \left(\frac{1}{h} \times \mathbf{1} - \frac{\partial f(\vec{Y}_{n+1}^k)}{\partial \vec{Y}_{n+1}^k} \right)^{-1} \cdot \left(\frac{\vec{Y}_{n+1}^k - \vec{Y}_n}{h} - \vec{f}(\vec{Y}_{n+1}^k) \right). \quad (55)$$

Compared to other numerical integration methods, within the implicit Euler method no intrinsic error estimation is possible. There exist multistep algorithms that calculate an integration error by comparing the result of the integration after a full time step with the result after two half steps. This however increases the computational cost, and we therefore only estimated the error based on a maximum change of the abundances ϵ_{Euler} which is based on the current derivative. We note that this procedure is similar to the time-step estimate of SKYNET (Lippuner & Roberts 2017). The approximate change within one time step is calculated by:

$$\left| \dot{\vec{Y}}(t) \right| = \left| \frac{\vec{Y}(t+h') - \vec{Y}(t)}{h'} \right| \quad (56)$$

$$\epsilon_{\text{Euler}} = \max \left| 1 - \frac{\vec{Y}(t+h')}{\vec{Y}(t)} \right|, \quad (57)$$

therefore, we obtain

$$\left| \dot{\vec{Y}}(t) \right| = \left| \frac{(1 - \epsilon_{\text{Euler}})\vec{Y}(t) - \vec{Y}(t)}{h'} \right| \Rightarrow h' = \epsilon_{\text{Euler}} \max \left| \frac{\vec{Y}(t)}{\dot{\vec{Y}}(t)} \right|. \quad (58)$$

The default value in WINNET for ϵ_{Euler} is set to a maximum change of 10%. In order to avoid rapid changes of the time-step, it is limited by the previous step size

$$h' = \min \left(C h, \epsilon_{\text{Euler}} \max \left| \frac{\vec{Y}(t)}{\dot{\vec{Y}}(t)} \right| \right) \quad (59)$$

with the constant $C > 1$. Furthermore, only species with abundances higher than a threshold abundance are taken into account in the time step calculation (default in WINNET is 10^{-10}). Additionally, the step size is restricted to a maximum change of the density within one time step (default value 5%) in order to get an adequate resolution for large density gradients. In case that nuclear heating is not enabled, the same restriction is applied to the temperature.

3.2.2. Gear's Method

In contrast to Euler's method, Gear's method (Gear 1971, see also, e.g. Byrne & Hindmarsh 1975; Longland et al. 2014; Martin 2017) includes terms of higher orders (see also

Timmes 1999, for a discussion of the advantages of higher-order solvers for nuclear reaction networks). In the following, we will denote the highest included order with q . It is a so-called predictor-corrector method, where in a first step, a rough solution is guessed, and in a second step, this solution is corrected until a given precision is reached. The first prediction is based on information of the past behavior of the system. Therefore, the so-called Nordsieck vector

$$\vec{z}_n = \left(\vec{Y}_n, h\dot{\vec{Y}}_n, \frac{h^2\ddot{\vec{Y}}_n}{2!}, \dots, \frac{h^q\vec{Y}_n^{(q)}}{q!} \right) \quad (60)$$

is stored, where \vec{Y}_n are the abundances at the current time, $\dot{\vec{Y}}_n, \ddot{\vec{Y}}_n, \dots, \vec{Y}_n^{(q)}$ are the time derivatives of the abundances, and $h = t_{n+1} - t_n$ is the current step size. In order to obtain the predictor step $\vec{z}_{n+1}^{(0)}$, the Nordsieck vector is multiplied by a $(q+1) \times (q+1)$ Pascal triangle matrix defined by

$$A^{ij}(q) = \begin{cases} 0 & \text{if } i < j \\ \binom{i}{j} = \frac{i!}{j!(i-j)!} & \text{if } i \geq j \end{cases} \quad \text{with } i, j \in [0, 1, \dots, q]. \quad (61)$$

Therefore, the predictor step is given by

$$\vec{z}_{n+1}^{(0)} = \vec{z}_n \cdot A, \quad (62)$$

which is the Taylor series of \vec{Y}_n truncated at the order of q in matrix notation. To obtain an accurate solution for \vec{Y}_{n+1} the predictor step is iteratively corrected due to

$$\vec{z}_{n+1} = \vec{z}_{n+1}^{(0)} + \vec{e}_{n+1} \cdot \vec{\ell}, \quad (63)$$

with the correction vector \vec{e}_{n+1} . $\vec{\ell}$ is a $1 \times (q+1)$ -vector given by

$$\sum_{j=0}^q \ell_j x^j = \prod_{i=1}^q \left(1 + \frac{(t - t_{n+1})/h}{(t_{n+1} - t_{n+1-i})/h} \right) = \prod_{i=1}^q \left(1 + \frac{x}{\xi_i} \right). \quad (64)$$

Here, we defined the vector $\vec{\xi}$ storing the information of previous step sizes. The components of $\vec{\ell} = [\ell_0(q), \ell_1(q), \dots, \ell_j(q), \dots, \ell_q(q)]$ are calculated as

$$\begin{aligned} \ell_0(q) &= 1, \\ \ell_1(q) &= \sum_{i=1}^q \left(\xi_i^{-1} \right), \\ \ell_j(q) &= \ell_j(q-1) + \ell_{j-1}(q-1)/\xi_q, \\ \ell_q(q) &= \left(\prod_{i=1}^q \xi_i \right)^{-1}. \end{aligned}$$

The correction vector \vec{e}_n is calculated using the same Newton-Raphson scheme as for the solution \vec{Y}_{n+1} . To obtain the com-

position of the next step,

$$\left[\mathbf{1} - \frac{h}{\ell_1} J \right] \vec{\Delta}^{(m)} = - \left(\vec{Y}_{n+1}^{(m)} - \vec{Y}_{n+1}^{(0)} \right) + \frac{h}{\ell_1} \left(\dot{\vec{Y}}_{n+1}^{(m)} - \dot{\vec{Y}}_{n+1}^{(0)} \right), \quad (65)$$

$$\vec{Y}_{n+1}^{(m+1)} = \vec{Y}_{n+1}^{(m)} + \vec{\Delta}^{(m)} \quad (66)$$

is solved. Here, $\vec{Y}_{n+1}^{(0)}$ and $\dot{\vec{Y}}_{n+1}^{(0)}$ are extracted from the first and second entry of $\vec{z}_{n+1}^{(0)}$. The index m is the number of iterations, $\Delta^{(m)}$ is an iterative correction, and J is the Jacobian matrix

$$J_{ij} = \frac{\partial \dot{Y}_{i,n+1}^{(m)}}{\partial Y_{j,n+1}^{(m)}}. \quad (67)$$

Identically to the implicit Euler integration, the Jacobian is represented by a sparse matrix, for which zero entries are evaluated in every step. Calculating the Jacobian is one of the most expensive steps when solving the ODE. Therefore, some integration packages use so-called 'Jacobian caching' to tackle the problem of recalculating the Jacobian multiple times (e.g., VODE; Brown et al. 1989). We investigated a similar technique, Broyden's method (Broyden 1965), to approximate the Jacobian instead of recalculating it in every iteration. This, however, did not lead to a performance improvement due to rapid changes of the reaction rates and feedback from the nuclear reactions on the temperature. Therefore, more Newton-Raphson iterations were needed to obtain convergence leading to an overall performance loss. After the Newton-Raphson iteration has converged, the correction vector

$$\vec{e}_{n+1} = \vec{Y}_{n+1} - \vec{Y}_{n+1}^{(0)} \quad (68)$$

can be determined. To obtain a sophisticated guess of the time step within a given tolerance, the error can be estimated by the truncation error

$$E_{n+1}(q) = -\frac{1}{\ell_1} \left[1 + \prod_{i=2}^q \left(\frac{t_{n+1} - t_{n+1-i}}{t_n - t_{n+1-i}} \right) \right]^{-1} \vec{e}_{n+1}. \quad (69)$$

The next time step is computed within a certain allowed tolerance ϵ_{Gear} by

$$h' = hK \left(\frac{\epsilon_{\text{Gear}}}{\max \bar{E}_{n+1}(q)} \right)^{1/q+1}, \quad (70)$$

where K is a conservative factor usually chosen in the interval $K \in [0.1, 0.4]$. As for the calculation of the step size in Eq. (59), only abundances above a certain threshold should contribute to the calculation of the new time step. Therefore, the truncation error is rescaled in order to prevent an over-weighting of the change of very small abundances, smaller than a threshold Y_{limit} (default in WINNET: 10^{-10}),

$$\bar{E}_{i,n+1} = \begin{cases} E_{i,n+1}/Y_i & \text{if } Y_i > Y_{\text{limit}} \\ E_{i,n+1}/Y_{\text{limit}} & \text{if } Y_i \leq Y_{\text{limit}} \end{cases}. \quad (71)$$

In addition to the automatic control of the step size, the order q can be selected automatically as well. For this, we allow only order changes of $q \pm 1$. The error estimates for increasing and decreasing order are calculated by:

$$E_{n+1}(q-1) = -\frac{\prod_{i=1}^{q-1} \xi_i}{\ell_1(q-1)} \frac{h^q \vec{Y}_{n+1}^{(q)}}{q!} \quad (72)$$

$$E_{n+1}(q+1) = \frac{-\xi_{q+1}(e_{n+1} - Q_{n+1}e_n)}{(q+2)\ell_1(q+1) \left[1 + \prod_{i=2}^q \frac{t_{n+1} - t_{n+1-i}}{t_n - t_{n+1-i}} \right]}, \quad (73)$$

where Q and C are defined as

$$Q_{n+1} = \frac{C_{n+1}}{C_n} \left(\frac{h_{n+1}}{h_n} \right)^{q+1} \quad (74)$$

$$C_{n+1} = \frac{\prod_{i=1}^q \xi_i}{(q+1)!} \left[1 + \prod_{i=2}^q \frac{t_{n+1} - t_{n+1-i}}{t_n - t_{n+1-i}} \right]. \quad (75)$$

To obtain the most efficient way of calculating the solution of the ODE, the step size in Eq. (70) is calculated for order $q-1$, q , and $q+1$, respectively. The order is chosen as the one providing the largest time step, $h' = \max(h'(q-1), h'(q), h'(q+1))$. Since the Nordsieck vector depends on the step size (see Eq. 60), it must be rescaled whenever the step size is changed:

$$\vec{z}_{n+1} = \text{diag}(1, \eta, \eta^2, \dots, \eta^q) \cdot \vec{z}_{n+1}, \quad (76)$$

where $\eta = h'/h$. Also, when the order decreases to $q-1$, the Nordsieck vector has to be rescaled. Therefore, we define a correction

$$\vec{\Delta}'_i = d_i \vec{z}_{q,n+1}, \quad (77)$$

where, similar to Eq. (64), \vec{d} is implicitly defined as

$$\sum_{j=0}^q d_j x^j = x^2 \prod_{i=1}^{q-2} (x + \xi_i) \quad (78)$$

and its components are given by:

$$d_0(q) = d_1(q) = 0$$

$$d_2(q) = \prod_{i=1}^{q-2} \xi_i,$$

$$d_j(q) = \xi_{q-2} d_j(q-1) + d_{j-1}(q-1),$$

$$d_{q-1}(q) = \sum_{i=1}^{q-2} \xi_i,$$

$$d_q(q) = 1.$$

Due to the implementation of higher orders, within Gear's method, one is able to apply larger step sizes compared to

the implicit Euler scheme, reducing the amount of iterations drastically without losing accuracy. However, for most of the calculations, more Newton-Raphson iterations are necessary, resulting in similar or even higher computational costs. The difference between the implicit Euler and Gears method is discussed in more detail in Appendix A.

4. REACTION NETWORK INPUTS

4.1. Lagrangian tracer particles

The nuclear reaction network equations (Eq. 20) contain a dependency on the temperature and density of the environment. To get an initial composition from NSE, additionally the electron fraction is necessary. These quantities have therefore to be recorded from a simulation of an astrophysical scenario. This is often done in terms of Lagrangian tracer particles within the hydrodynamic simulation. These particles (also called *trajectories* or *tracer*) are passively advected within the (M)HD simulation, tracing all relevant quantities such as the time, temperature, density, electron fraction, and neutrino properties. WINNET is a so-called single-zone code, i.e., tracer particles cannot interact among one another. This assumption is valid if the nuclear burning timescales are much faster than other timescales changing the abundances (e.g., diffusion). Therefore, for the majority of explosive environments we can use a single-zone reaction network; however, for some cases such as hydrostatic oxygen burning, it has to be taken with care (Hix & Thielemann 1999). There have been several studies on the uncertainties of a tracer particle method. The necessary amount of tracer particles to achieve convergence has been studied, e.g., in Seitzzahl et al. (2010) and Nishimura et al. (2015). Also, the initial placement of the tracer particles can have an impact on the convergence of the result (Bovard & Rezzolla 2017). A detailed comparison between setting tracers in contrast to calculating the nucleosynthesis inside the hydrodynamical simulation has been presented in the context of CC-SNe by Harris et al. (2017) and by Navó et al. (2023). Additionally, Sieverding et al. (2023) studied the impact of obtaining tracers in a post-processing step after the calculation of a hydrodynamic model from simulation snapshots.

4.1.1. Temperature and density regimes

During its evolution, a tracer particle can undergo different temperature regimes, and therefore different approaches are required to obtain the composition within the given time step. In WINNET, there are distinctions between three temperature regimes, the regime of NSE, the intermediate temperature regime, and the cold temperature regime, schematically shown in Fig. 4. In the regime of NSE, the network equations are only solved for weak reactions. Instead of calculating also strong reactions, an equilibrium is assumed (Section 2.3). When the conditions are below a certain temperature thresh-

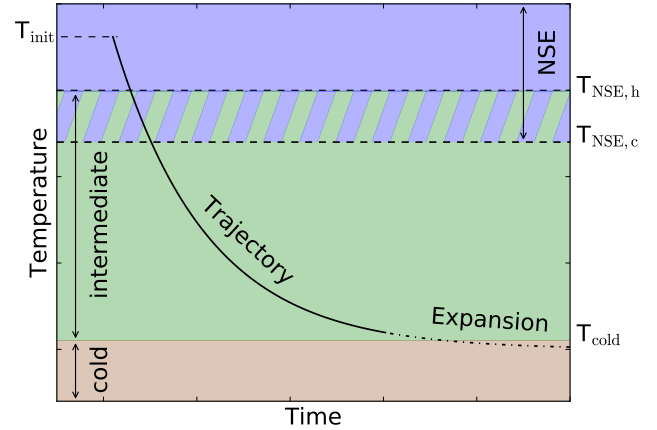


Figure 4. Sketch of different temperature regimes included in WinNet.

old T_{NSE} , the nuclear reaction network is solved for all nuclear reactions. The transition temperature between these regimes can be chosen individually, depending on whether the transition occurs from hot to intermediate temperatures ($T_{\text{NSE},c}$) or from intermediate to hot temperatures ($T_{\text{NSE},h}$, see Fig. 4). The exact temperatures of the transitions depend on the environment (e.g., Khokhlov 1991). The reason for having two transition temperatures is mainly motivated when using a feedback of the nuclear energy on the temperature (Section 2.4). In this case, a slight inconsistency at the interface between the hot and intermediate regime (see Section 2.2) may cause fluctuations in the temperature that can lead to an infinitesimal time step when using only one transition temperature.

When the temperature drops below $T = 10^{-2}$ GK, all reaction rates are frozen to the lower validity limit of the JINA ReaLib reactions (brown region in Fig. 4, Cyburt et al. 2010). Often, the Lagrangian tracer particle finishes before the nucleosynthesis is completed and an extrapolation of the thermodynamic conditions is required (dotted line in Fig. 4). The details of these assumptions can have an impact on the final yields (see also Harris et al. 2017) and should be chosen according to the environment, e.g., a homologous expansion for CC-SNe or a free expansion for the dynamical ejecta of a Neutron star merger (NSM).

4.2. Reaction rates

Although all nuclei are connected to each other by nuclear reactions, in practice most of the reactions are negligible. The most important reactions for astrophysical environments are given by reactions that involve nucleons or α -particles, decays, neutrino reactions, electron- and positron-captures, or fission reactions (Fig. 6). There exist many formats of the reaction rates. WINNET is built around the ReaLib reaction rate library, and this library usually contains the majority of

Chapter	No. Reactants	No. Products
1	1	1
2	1	2
3	1	3
4	2	1
5	2	2
6	2	3
7	2	4
8	3	1
9	3	2
10	4	2
11	1	4

Table 1. Amount of reactants and products for different Reaclib chapters.

different one-, two-, and three-body terms in Eq. (20), where each of these terms in the summation can include different numbers of reaction products. Another Reaclib format includes Chapter 8 and 9 together and does not include Chapter 10 and 11. WINNET supports and automatically detects both options. We note that the Reaclib reactions also contain two isomers of ^{26}Al . WINNET can take these isomers into account when adding their properties into the winvn and in the list of considered nuclei. They will then be treated like all other nuclei.

4.2.2. Parametric α -decays

The Reaclib reaction rate database contains only experimental α -decays. To make the α -decays more complete, WINNET is able to calculate additional α -decays with the Viola-Seaborg formula (e.g., Viola & Seaborg 1966; Sobiczewski et al. 1989; Brown 1992; Sahu & Bhoi 2016). We provide rate tables of α -decays using the parameterization of Dong & Ren (2005). For $Z > 84$ and $N > 126$, they fitted experimentally determined α -decays with

$$\log_{10} T_{\alpha} = (aZ + b)Q_{\alpha}^{-0.5} + (cZ + d) + h_{\log}, \quad (80)$$

where Z is the proton number of the decaying nucleus, Q_{α} is the Q-value of the decay, and the parameters $a = 1.64062$, $b = -8.54399$, $c = -0.19430$, and $d = -33.9054$ were derived through least-squares fitting. Additionally, the so-called hindrance factor h_{\log} was fitted:

$$h_{\log} = \begin{cases} 0, & Z \text{ even, } N \text{ even} \\ 0.8937, & Z \text{ even, } N \text{ odd} \\ 0.5720, & Z \text{ odd, } N \text{ even} \\ 0.9380, & Z \text{ odd, } N \text{ odd} \end{cases}. \quad (81)$$

An obvious consequence of this parameterization is that α -decays happen on shorter timescales if Q_{α} is large or, in other

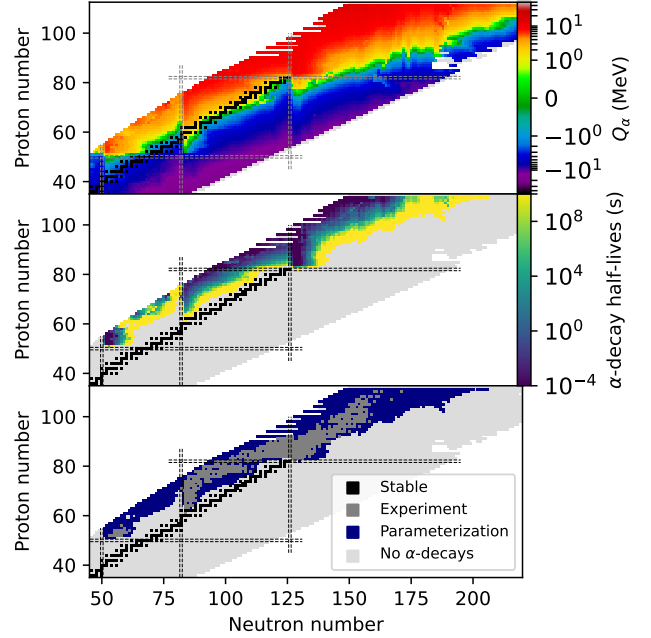


Figure 7. Upper panel: Q-value for α -decay using the masses provided with the Jina Reaclib. Second panel: α -decay half-lives in seconds. Whenever experimental α -decay half-lives are available, we plot these instead of the parameterized ones. Nuclei that have half-lives of $T_{1/2} \gtrsim 10^{12}$ yr are assumed to not α -decay. Bottom panel: distinction between parameterized and experimentally known α -decay half-lives included in the Jina Reaclib. Stable nuclei are shown as black squares, experimentally available α -decays within the Jina Reaclib are indicated as dark-gray rectangles. Magic numbers of 50, 82, and 126 are shown as dashed lines. All shown rates are publicly available along with WINNET.

words, they are more relevant for regions with high Q_{α} (see, upper and middle panels of Fig. 7). It has been pointed out that this fit is only valid for their fitting regions; other regions need a separate fit. To also obtain a valid fit to the other regions, we use the masses and experimental α -decay half-lives of the Reaclib. We therefore use the above parameters only for nuclei with $Z \geq 82$ and $N \geq 126$, while we use the parameters of Table 2 for the other regions.

This fit over these four individual regions of the nuclear chart that correspond to the regions between magic numbers is in a much better agreement to the experimental half-lives (Fig. 8). Still, some deviations of around 1–2 magnitudes are present around the magic numbers. When comparing all available experimental α -decays with the calculated ones, we obtain a standard deviation of $\sigma_{Z\text{even},N\text{even}} = 0.38$, $\sigma_{Z\text{odd},N\text{even}} = 1.61$, $\sigma_{Z\text{even},N\text{odd}} = 0.93$, and $\sigma_{Z\text{odd},N\text{odd}} = 0.82$. The large standard deviation of $\sigma_{Z\text{odd},N\text{even}}$ is driven by the decay of ^{153}Lu whose half-life differs by more than 16 mag (3.9×10^{16} s versus an experimental value of ~ 1.3 s). Note that ^{153}Lu has a magic neutron number of 82; nevertheless,

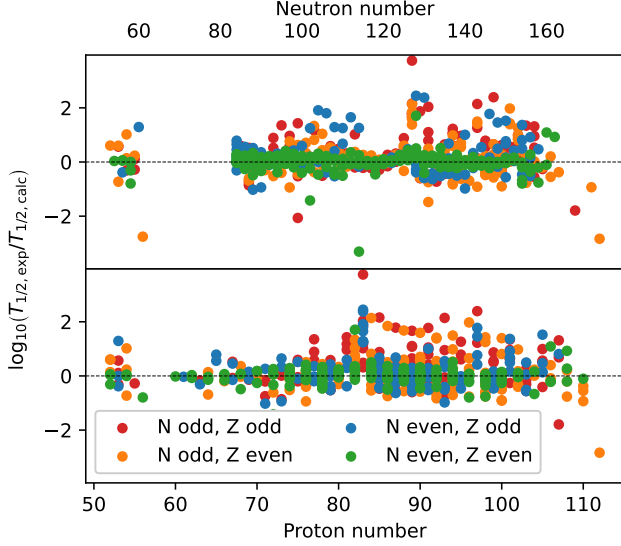


Figure 8. Ratio of calculated and experimental α -decay half-lives. The upper panel shows the ratio versus neutron number, the lower panel versus proton number. The different colors indicate the different types of nuclei as indicated in the legend.

	a	b	c	d
$Z > 82$	1.64062	-8.54399	-0.19430	-33.9054
$N > 126$				
$Z > 82$	1.71183	-7.50481	-0.25315	-30.7028
$82 < N \leq 126$				
$50 < Z \leq 82$	1.70875	-7.52265	-0.25153	-30.8245
$82 < N \leq 126$				
$50 < Z \leq 82$	1.71371	-7.34226	-0.24978	-30.6826
$50 < N \leq 82$				
	h1	h2	h3	h4
$Z > 82$	0	0.8937	0.5720	0.9380
$N > 126$				
$Z > 82$	0	0.0476	0.1214	0.3933
$82 < N \leq 126$				
$50 < Z \leq 82$	0	0.2140	0.0600	0.4999
$82 < N \leq 126$				
$50 < Z \leq 82$	0	-0.1242	1.1799	0.7166
$50 < N \leq 82$				

Table 2. Fitted parameters for Eq. (80). For $Z > 82$, $N > 126$ we use the parameterization of [Dong & Ren \(2005\)](#). The lower part of the table shows the hindrance factors and h1 indicates Z even and N even, h2 Z even and N odd, h3 Z odd and N even, h4 Z odd and N odd.

the difference between the Viola-Seaborg formula and the experimental value is quite remarkable and indeed possibly a result of an outdated rate in the Jina Reaclib that uses the experimental data last evaluated in 2017. The latest experimental data from 2019 indicates that this nucleus is entirely decaying by an ec/β^+ -decay¹⁵ which would agree with the large half-life obtained with our fitted formula. When removing this nucleus from the calculation of the standard deviation, it reduces to $\sigma_{Z\text{odd},N\text{even}} = 0.64$. We therefore have excluded it from our least-squares fit.

On a technical level, within WINNET one can decide if the α -decay rates should only supplement the Reaclib rates or also replace them. The latter may become interesting in the future in case other theoretical α -decays will be added to the Reaclib. In addition, one can adjust between which proton numbers α -decays are added. Within WINNET we provide a file with the α -decay rates using the parameterization presented here. For the fit as well as the rates, we used the masses of the Jina Reaclib as an input.

4.2.3. Tabulated rates

Another possible format is given in form of a tabulation. This format is common for nuclear reaction codes such as TALYS ([Koning et al. 2019](#)). Every rate is tabulated on 30 temperature grid points from 10^{-4} to 10 GK and, identical to the Reaclib format, assigned a certain chapter as given in Table 1. Reaction rates that are given in tabulated form will replace the respective reaction rates in Reaclib format. Reverse reactions can be given in tabulated form or calculated with the theory of detailed balance within WINNET. These calculations will replace all reverse rates that are given in the reaction rate library.

4.2.4. Neutrino reactions

Neutrino reactions are tabulated versus the neutrino temperatures from 2.8 to 10 MeV on seven grid points. These reaction rates enter the nuclear reaction network as an additional term in the form of

$$\frac{DY(t)}{Dt} = \langle \sigma \rangle(t) F_\nu(t) Y(t), \quad (82)$$

with the average neutrino cross section integrated over the normalized neutrino spectrum $\langle \sigma \rangle(t)$ that depends on the neutrino temperature $T_\nu(t)$. Furthermore, $F_\nu = L_\nu / (4\pi r^2 \langle E_\nu \rangle)$ is the neutrino number flux.

WINNET includes a tabulation where the neutrino reactions on nucleons have been calculated as described in, e.g., [Burrows et al. \(2006\)](#) with the weak magnetism and recoil corrections as in [Horowitz \(2002\)](#). Within WINNET we provide the rate table as well as a python script to calculate

¹⁵ <https://www-nds.iaea.org/exfor/servlet/E4sGetIntSection?SectID=14658963&req=2130>

it. In principle the full neutrino energy distribution could be taken from the hydrodynamic simulation and an appropriate neutrino temperature can be calculated based on this. In WINNET, the average neutrino energy $\langle E_\nu \rangle$ is used interchangeably with the neutrino temperature T_ν by assuming a Fermi-Dirac distribution of the neutrino energies and a zero chemical potential of the neutrinos. For this case,

$$\langle E_\nu \rangle = \frac{\mathcal{F}_3(0)}{\mathcal{F}_2(0)} T_\nu = \frac{7\pi^4}{180\zeta(3)} T_\nu \approx 3.1513 T_\nu \quad (83)$$

holds. Here ζ is Riemann's zeta function, and \mathcal{F}_n are the Fermi integrals defined as

$$\mathcal{F}_n(0) = \frac{1}{\Gamma(n)} \int_0^\infty \frac{x^n}{\exp(x) + 1} dx, \quad (84)$$

with the gamma function $\Gamma(n) = (n+1)!$. We note that current CC-SNe simulations hint toward slight deviations of the Fermi-Dirac distribution. Such a deviation can have an impact on the energy integrated neutrino cross sections that we do not take into account with the provided tabulation (e.g., Tamborra et al. 2012; Mirizzi et al. 2016; Sieverding et al. 2019).

For neutrino reactions with heavier nuclei, WINNET is able to include neutrino interactions that are provided in a separate file. This file is taken from Sieverding et al. (2018) and includes charged-current as well as neutral-current reactions. All of these reactions contain different reaction channels allowing for the ejection of light particles such as neutrons, protons, and an alpha-particle. An overview of these cross sections is illustrated in Fig. 9, where we show the cross sections summed over all reaction channels and the average amount of ejected neutrons for neutral-current reactions at $T_\nu = 5$ MeV.

Including neutrinos in the calculation requires additional information in form of either a tabulation or a parameterization of these neutrino properties. In the case of charged-current reactions, only the properties of electron neutrinos and antineutrinos have to be provided. Neutral-current reactions need additional properties of muon and tau (anti)neutrinos. Within WINNET it is assumed that the (anti)neutrino energies (or temperatures) for muon and tau neutrinos are identical ($E_{\nu_\mu} = E_{\nu_\tau}$), and they are thus included as species x , where E_{ν_x} has to be provided. Furthermore, the summed luminosities have to be provided ($L_{\nu_x} = L_{\nu_\mu} + L_{\nu_\tau}$) for neutrinos and antineutrinos. Treating muon and tau (anti)neutrinos effectively together as described above may be sufficient, as current CC-SNe simulations do not really distinguish between these neutrino flavors, and little has been done in this direction so far (however, see Bollig et al. 2017).

4.2.5. Theoretical weak rates

Theoretical models, e.g., shell-model calculations, are used to obtain weak rates for stellar conditions. These rates are

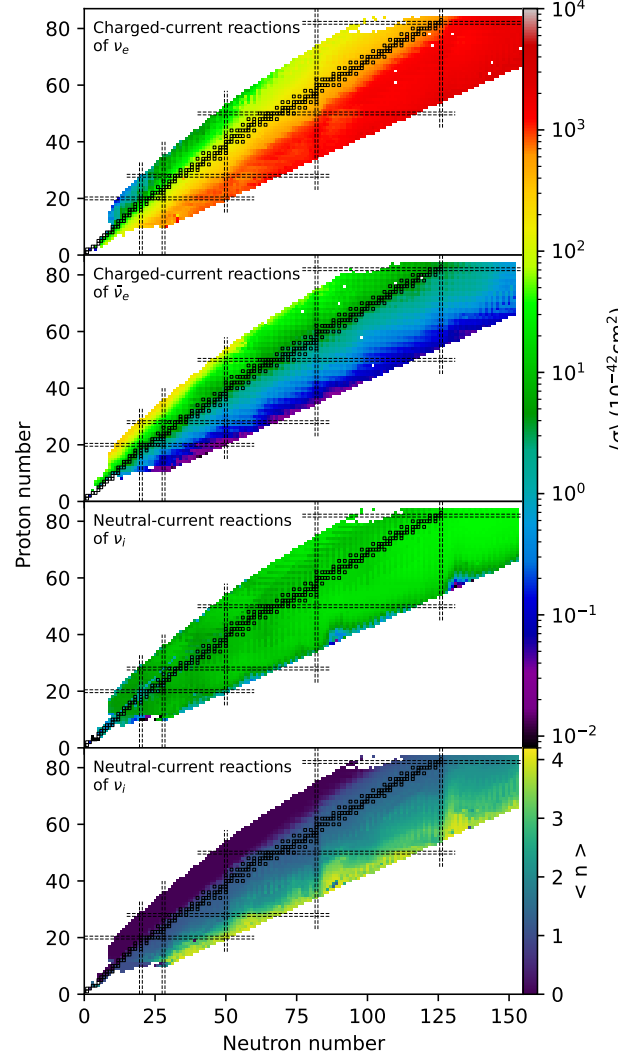


Figure 9. Energy averaged neutrino cross sections from the table of Sieverding et al. (2018) at $T_\nu = 5$ MeV. Shown are the summed cross sections of all reaction channels. The individual panels show charged-current reactions of electron neutrinos ν_e , charged-current reactions of electron antineutrinos $\bar{\nu}_e$, neutral-current reactions of any neutrino flavor ν_i , and the average amount of neutrons for neutral-current reactions of any neutrino flavor ν_i . Note that the properties of neutral-current reactions of any antineutrino flavor $\bar{\nu}_i$ are nearly identical to the lower two panels.

listed on a temperature and electron density grid (e.g., Fuller et al. 1985; Oda et al. 1994; Langanke & Martínez-Pinedo 2001; Pruet & Fuller 2003; Suzuki et al. 2016). A direct tabulation of the rates, however, can lead to large interpolation errors (Fuller et al. 1985). Therefore, the rates are not tabulated directly, and instead, effective $\log ft_{\text{eff}}$ is stored. This can be converted to the actual rate via (see, e.g., Langanke & Martínez-Pinedo 2001):

$$\lambda = \ln 2 \frac{I}{ft_{\text{eff}}}. \quad (85)$$

Here, I is the phase space integral for ground-state to ground-state transitions

$$I = \int_{\omega_0=\max(q,1)}^{\infty} \omega^2 (q + \omega)^2 S(\omega) d\omega, \quad (86)$$

with $q = (m_i - m_f)/m_e$ the Q-value in units of the electron mass.

$$S(\omega) = \frac{1}{\exp \frac{\omega m_e c^2 - \mu_e}{k_B T} + 1}, \quad (87)$$

with the electron chemical potential μ_e .

We note that these theoretical reaction rates usually neglect atomic electron-capture, which becomes increasingly important for lower temperatures, e.g., for ^{56}Ni . Therefore, WINNET contains the possibility of replacing all theoretical decays, electron- and positron-captures at low temperatures with the experimental decays provided in the ReaLib.

WINNET supports an individual grid for each reaction for the tabulation of theoretical β^- , β^+ -decays, positron- and electron-capture rates. This is necessary, as different available tabulations were calculated on different temperature and $\log \rho Y_e$ grids. We provide a table that was compiled out of various sources covering different regions of the nuclear chart (Fig. 10)¹⁶. Note that WINNET also uses electron-capture rates on protons as well as positron-captures on neutrons from this table.

Since the reaction rates are tabulated with a dependence on the electron density, in principle the derivative of the reaction rate with respect to the abundances should be nonzero and there should be a term representing this in the Jacobian of the system (Eq. 52 and Eq. 67). Within WINNET we ignore this dependence and assume a zero derivative of these reaction rates.

4.2.6. β -delayed neutron emission

The ReaLib file format only allows β -delayed neutron emissions up to three neutrons (ReaLib chapter 11; see Table 1). In practice, decays that emit only up to two neutrons are included. The probability of all other decay channels in the ReaLib format is added to the decay channel with three products. Especially when matter far from the valley of stability on the neutron-rich side is synthesized, β -delayed neutron emission of more than two neutrons can occur (e.g., Marketin et al. 2016; Möller et al. 2019). Therefore, WINNET supports a file format containing the half-lives of the nuclei and the different channel probabilities up to the β -delayed emission of 10 neutrons. Optionally, average emitted neutrino energies can be provided in this file (to account for the energy loss when self-heating is enabled; see Section 2.4). Duplicates in ReaLib format will be replaced by the reaction rates in this

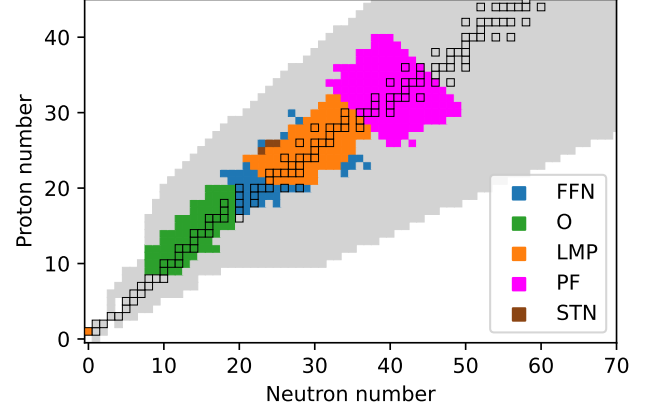


Figure 10. Compiled file of theoretical β^- , β^+ -decays, and positron- and electron-capture rates originating from different sources. The sources are FFN (Fuller et al. 1985), O (Oda et al. 1994), LMP (Langanke & Martínez-Pinedo 2001), PF (Pruet & Fuller 2003), and STN (Suzuki et al. 2016). Stable nuclei are indicated as black boxes.

format. Additionally, there exist user-defined parameters to allow for a controlled replacement of rates. With them, one can specify if, e.g., experimentally measured decays should also be replaced.

4.2.7. Fission reactions and fragments

There are various fission modes, of which WINNET includes three: spontaneous fission, neutron-induced fission, and beta-delayed fission. In all of these cases, in addition to the probability to undergo fission, the resulting fission fragment distribution is of importance as well. Investigations for fission barrier heights utilized in astrophysics have been performed from 1980 until today (Howard & Möller 1980; Myers & Świątecki 1999; Mamdouh et al. 2001; Goriely et al. 2009; Giuliani et al. 2018a,b; Vassh et al. 2019; Giuliani et al. 2020). Neutron-induced cross section predictions (or also beta-delayed fission) for astrophysical applications were treated (by, e.g., Panov et al. 2005; Martínez-Pinedo et al. 2007; Panov et al. 2010; Erler et al. 2012; Giuliani et al. 2018a). Extended compilations have been provided and can be found in several databases¹⁷.

In the present paper, we provide only a limited set of fission inputs, which are available within the WINNET package and are stored in a separate file. The format is similar to the ReaLib file format, but only the name of the parent nucleus is stored. WINNET includes the rates of Panov et al. (2005) for β -delayed fission, and Panov et al. (2010) for neutron-induced fission. Reaction rates for spontaneous fission have

¹⁶ See https://groups.nsl.msu.edu/charge_exchange/weakrates.html

¹⁷ <https://nucastro.org>, <https://www.jinaweb.org/science-research/scientific-resources/data> and <https://www-nds.iaea.org>, including TALYS results.

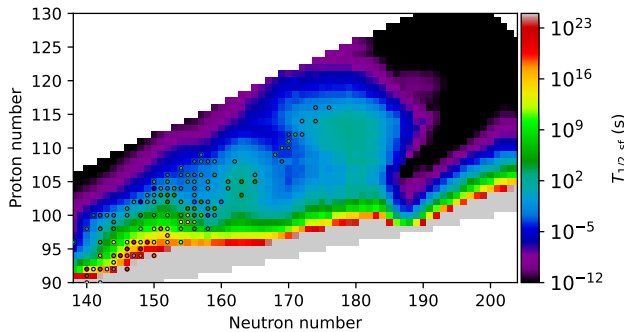


Figure 11. Half-lives of spontaneous fission in the nuclear chart (c.f., Khuyagbaatar 2020). Colored dots indicate experimentally measured half-lives taken from the ENDFB database.

been calculated with the semi-empirical formula of Khuyagbaatar (2020), using the fission barriers provided in Möller et al. (2015). These half-lives together with experimentally measured ones are shown in Fig. 11. While in Khuyagbaatar (2020) spontaneous fission half-lives were fitted to nuclei with even neutron and proton numbers only, we use the same equation for all nuclei.

The products (or fission fragments) are described by a fission fragment distribution in a probabilistic way. They can either be described by an analytic formula (Kodama & Takahashi 1975; Panov et al. 2001) or more complicated models (e.g., Kelic et al. 2009; Goriely et al. 2009; Mumpower et al. 2020). Within WINNET we include the fragment distribution of Kodama & Takahashi (1975), Panov et al. (2001), and Mumpower et al. (2020). As pointed out in Mumpower et al. (2020), the distribution should only be used for β -delayed and neutron-induced fission. Therefore, WINNET contains these fragment distributions in combination with the ones of Kodama & Takahashi (1975) for spontaneous fission.

5. REACTION NETWORK APPLICATIONS

5.1. Example cases

In the following, we discuss several example cases calculated with WINNET that are available together with the code. These examples involve conditions of a variety of scenarios, namely the Big Bang (as described in Winteler 2012), the dynamic ejecta of an NSM (from Korobkin et al. 2012; Rosswog et al. 2013; Piran et al. 2013; Bovard et al. 2017), the neutrino-driven wind of an NSM (Perego et al. 2014; Martin et al. 2015), the viscous disc ejecta of an NSM (Wu et al. 2016; Lipunov et al. 2017), and the dynamic ejecta of a black hole neutron star merger (Korobkin et al. 2012; Rosswog et al. 2013; Piran et al. 2013). Additionally, we provide various conditions within MR-SNe (Winteler et al. 2012; Obergaulinger & Aloy 2017; Aloy & Obergaulinger 2021; Obergaulinger & Aloy 2021; Reichert et al. 2021, 2023), classical novae (José & Hernanz 1998; José 2022), the X-ray burst of an accret-

ing neutron star (Schatz et al. 2002), complete Si burning within a CCSN (with a simple parametric model as described in Nadyozhin & Deputovich 2002; Woosley et al. 2002) the neutrino-driven wind within a CCSN (Bliss et al. 2018), the detonation phase of a type Ia supernova (with a parametric model as in Meakin et al. 2009), a main s -process (Cescutti et al. 2018; Cescutti 2022), a weak s -process (Hirschi et al. 2004; Nishimura et al. 2017a; Pignatari & Hirschi 2022), hydrostatic hydrogen burning, carbon-oxygen burning, and a simple i -process model (as described in Dardelet et al. 2015). All of these conditions are examples in WINNET and should guide the user on how to use the code. It is noteworthy that the trajectories represent typical conditions in the scenarios and may be used for sensitivity studies, but they do not necessarily reflect the total yields that can be obtained when calculating often thousands of trajectories of the individual scenarios. Furthermore, a different nuclear physics input is used within the example cases, and we do not aim to exactly reproduce the abundances that have been obtained within the original publications. All example cases are very diverse in their involved conditions and together they cover a large range of the nuclear chart. In the following sections we present only a subset of the aforementioned examples.

5.1.1. Big Bang nucleosynthesis

The synthesis of elements during the first minutes after the origin of our Universe can be calculated with a relatively small network. Following Winteler (2012), we create a trajectory for a flat, isotropic, and homogeneous Universe to describe the conditions during the big bang (see also Vonlanthen et al. 2009). Furthermore, we assume a freeze-out of weak reactions at $T = 0.8$ MeV. An important quantity is the initial photon-to-baryon ratio, which was measured by the Planck Satellite ($5.96 \times 10^{-10} \leq \eta \leq 6.22 \times 10^{-10}$, Planck Collaboration et al. 2016). By creating one trajectory for each baryon to photon ratio we are able to connect the big bang nucleosynthesis with measurements of abundances in stars and therefore probe the conditions of the big bang. For deuterium, the primordial abundance was determined to be $Y(D)/Y(H) = (2.527 \pm 0.03) \times 10^{-5}$ (Cooke et al. 2018, orange band in Fig. 12). For deuterium there is a slight discrepancy with respect to the photon-to-baryon ratio determined by the Planck Satellite and observed deuterium abundances. As the deuterium abundance is very sensitive to the $d(p,\gamma)^3\text{He}$ reaction rate, this discrepancy may vanish in the future with new experimentally determined reaction rates (Mossa et al. 2020; Moscoso et al. 2021). Here, we used the rate of Descouvemont et al. (2004) that is included in the JINA ReaLib. Furthermore, observations of $Y(D)/Y(H)$ are also differing (e.g., Romano et al. 2003). The observed value of $Y(^3\text{He})/Y(H) = (1.1 \pm 0.2) \times 10^{-5}$ (Bania et al. 2002) is in perfect agreement with the estimated value. Additionally,

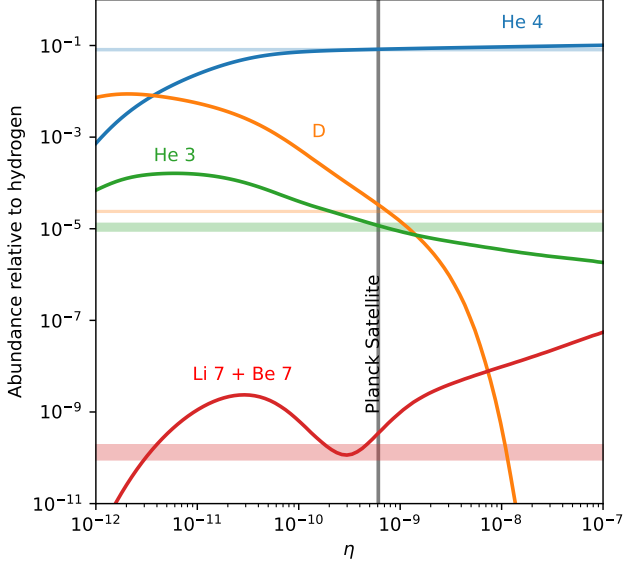


Figure 12. Final abundances relative to hydrogen as a function of the photon-to-baryon ratio η . Horizontal bands show measurements of the respective isotope.

the value of $Y(^4\text{He}) = 1/4 \times (0.2561 \pm 0.0108)/Y(\text{H})$ (Aver et al. 2010) is in agreement with our calculation (blue band in Fig.12). The observed ^7Li abundance ($Y(^7\text{Li})/Y(\text{H}) = 1.23^{+0.68}_{-0.32}$, Ryan et al. 2000) is in clear discrepancy with the calculated value. This well-known problem is referred to in literature as the lithium problem (see, e.g., Fields 2011; Fields & Olive 2022, for reviews).

5.1.2. Main s -process

We added a trajectory of a main s -process to the example cases. This trajectory was used for a Monte Carlo sensitivity study in Cescutti et al. (2018) and can be accessed via Cescutti (2022). The trajectory was extracted from the ^{13}C pocket after the sixth thermal pulse of a solar metallicity, $3 M_{\odot}$ mass AGB star (for more details, see the original publication). The final mass fractions agree well with those of Cescutti et al. (2018, see Fig. 13) given the fact that we do not attempt to use the exact same nuclear input.

5.1.3. Complete Silicon burning

The complete Si burning can be described by analytical models. For this, we assume that the time scale behaves according to the freefall time scale (e.g., Arnett 1996):

$$\tau \approx \frac{446}{\sqrt{\rho}}. \quad (88)$$

The density ρ and the temperature T are assumed to follow:

$$T(t) = T_S e^{-t/(3\tau)} \quad (89)$$

$$\rho(t) = \rho_S e^{-t/\tau}, \quad (90)$$

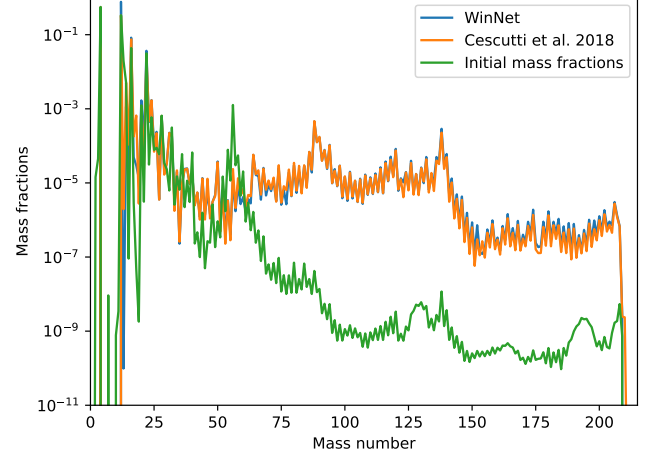


Figure 13. Initial and final mass fractions of a main s -process. The trajectory as well as the final mass fractions are taken from Cescutti et al. (2018) accessed via Cescutti (2022).

where the shock temperature T_S can be defined as in, e.g., Nadyozhin & Deputovich (2002); Woosley et al. (2002)

$$T_S = 2.4 E_{51}^{1/4} R_0^{-3/4} \text{ GK}, \quad (91)$$

with the explosion energy E_{51} in 10^{51} erg, and an initial radius R_0 in 10^8 cm. The shock density is given by the jump condition ($\rho_S = 7\rho_0$). For an initial (pre-shock) density of $\rho_0 = 10^6 \text{ g cm}^{-3}$, an initial radius of $R_0 = 2 \times 10^8$, and an explosion energy of 10^{52} erg we obtain:

$$T(t) = 2.4 (0.2)^{-3/4} e^{-t/(3\tau)} \quad (92)$$

$$\rho(t) = 7 \times 10^6 e^{-t/\tau}. \quad (93)$$

When we further assume an electron fraction of $Y_e = 0.498$ as typical in the Si shell, we obtain final abundances that are located around ^{56}Fe (Fig. 14).

5.1.4. νp -process

Neutrinos can be crucial to synthesize proton-rich isotopes. If the neutrino flux is strong enough, this can lead to a νp -process. The conditions for this are, for example fulfilled in the MR-SNe model 350C-RO of Obergauginger & Aloy (2017) and Reichert et al. (2021). The nucleosynthetic flow with and without neutrinos is shown in Fig. 15.

5.1.5. The weak r -process

The weak r -process, i.e., a synthesization of elements up to the second r -process peak ($A \sim 130$) can occur in moderately neutron-enriched environments. These conditions can be found in a variety of astrophysical host scenarios. Here, we show an exemplary trajectory from an MR-SNe (Obergauginger & Aloy 2017; Reichert et al. 2021), the neutrino-driven wind of an NSM (Perego et al. 2014; Martin et al.

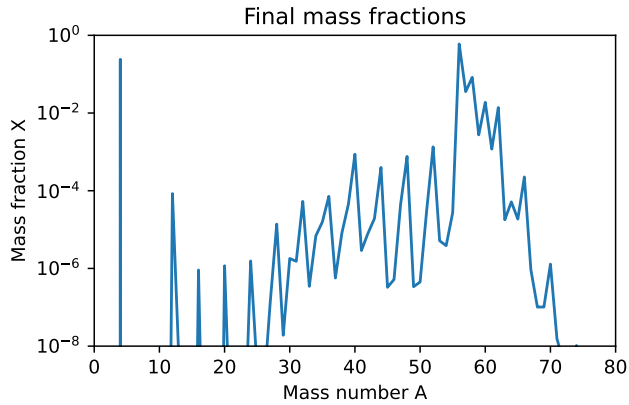


Figure 14. Final mass fractions of complete Si burning obtained with a simple parametric model.

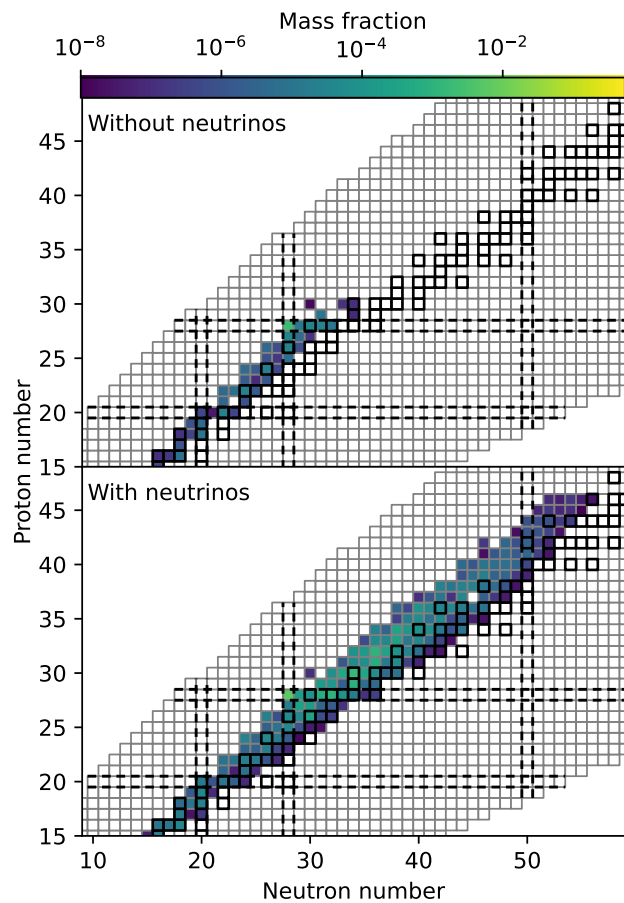


Figure 15. Mass fractions at $t = 1.8 \times 10^3$ s for one trajectory within the MR-SNe model 350C-RO of Obergaulinger & Aloy (2017) and Reichert et al. (2021). Upper panel: calculation without involving neutrino reactions. Lower panel: calculation using neutrino reactions on nucleons as well as on heavier nuclei (Sieverding et al. 2018).

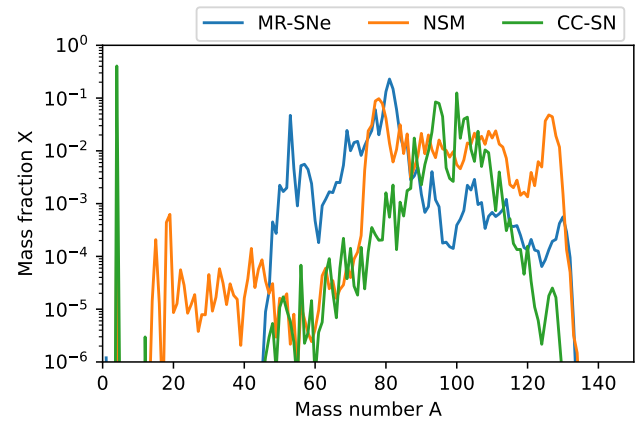


Figure 16. Final mass fractions after 1 Gyr for a trajectory of an MR-SNe (Obergaulinger & Aloy 2017, Reichert et al. 2021), of the neutrino-driven wind of an NSM (Perego et al. 2014, Martin et al. 2015), and of the neutrino-driven wind of a CC-SNe (Bliss et al. 2018).

2015), and the neutrino-driven wind of a CC-SNe (Bliss et al. 2018). The final mass fractions are shown in Fig. 16.

5.1.6. Strong r -process

Calculating a full r -process is one of the most challenging nuclear reaction network calculations. Here we include ~ 6500 nuclei up to ^{337}Rg . The astrophysical host event of the r -process is not fully understood yet. Very promising candidates are NSMs, NSBH mergers, or MR-SNe. For these scenarios, we show the results of individual trajectories in Fig. 17. These trajectories come from a variety of (M)HD simulations and were presented in Winteler et al. (2012); Korobkin et al. (2012); Rosswog (2013); Piran et al. (2013); Wu et al. (2016); Bovard et al. (2017); Obergaulinger & Aloy (2017); Reichert et al. (2021); Obergaulinger & Aloy (2021); Reichert et al. (2023).

5.2. Test scenarios

We have implemented a series of tests in order to monitor the performance and consistency of WINNET. The tests cover a range of numerical and physical scenarios, which we will present in this section. Many of the tests are designed in a way that an analytic calculation of the result is also possible. Furthermore, we implemented technical test cases such as reading the initial composition, the correct reproduction of the input thermodynamic conditions, and correct implementation of the different reaction rate formats.

5.2.1. β -decays

A simple nucleosynthesis calculation is given by a β -decay. We tested the decay of neutrons to protons, as well as the decay chain of ^{56}Ni . The results give an interesting insight into the

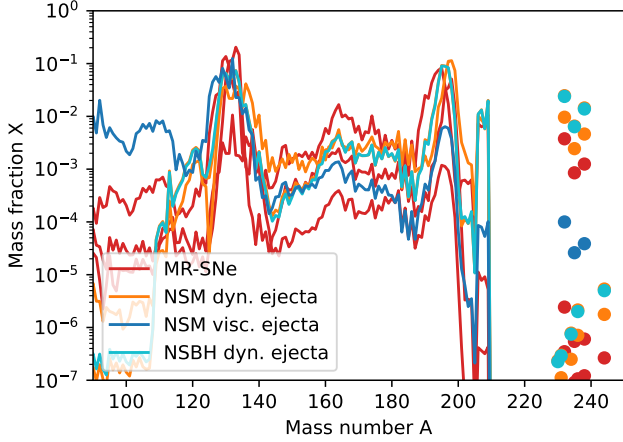


Figure 17. Final mass fractions of various example trajectories. Within MR-SNe, the models used in [Winteler et al. \(2012\)](#), [Obergaullinger & Aloy \(2017\)](#), [Reichert et al. \(2021\)](#), and [Obergaullinger & Aloy \(2021\)](#), [Reichert et al. \(2023\)](#) are shown (red lines). For the dynamic ejecta of an NSM (orange lines) we show the simulations of [Korobkin et al. \(2012\)](#), [Rosswog \(2013\)](#), [Piran et al. \(2013, model ns10ns10\)](#), and [Bovard et al. \(2017\)](#). Furthermore, we illustrate the viscous ejecta of an NSM from the calculation of [Wu et al. \(2016\)](#). The dynamic ejecta of a NSBH merger from [Korobkin et al. \(2012\)](#), [Rosswog \(2013\)](#), [Piran et al. \(2013, model BH10\)](#) is shown as the cyan line.

accuracy of the integration using an implicit Euler integration scheme. We recall that this scheme does not have any error estimate for the time step and the convergence criterion of the mass conservation (i.e., $\sum_i X_i = 1$; Eq. (54)). While this is common practice for calculations involving a large amount of nuclei and reactions (e.g., [Lippuner & Roberts 2017](#); [Hix & Thielemann 1999](#)), within the tested decays it leads to uncertainties. As an example, we show the time evolution of ^{56}Ni , ^{56}Co , and ^{56}Fe in Fig. 18. The discrepancies between the implicit Euler solution and the analytic solution can be reduced by choosing adapted smaller time steps resulting from smaller ϵ_{Euler} values (in the example, $\epsilon_{\text{Euler}} = 10^{-1}$ was used; see Eq. (57)). The example also shows the strength of the adaptive time-step control within the Gear solver, which is able to stay close to the analytic solution.

Another test is based on the β -delayed fission of ^{295}Am . Identical to a normal β -decay, we can calculate the decay of this nucleus via

$$Y(t) = Y_0 e^{-\alpha t}, \quad (94)$$

with the decay constant α . The products of this decay are determined by the fission fragment distribution that can be calculated analytically, as in [Kodama & Takahashi \(1975\)](#) or [Panov et al. \(2001\)](#). Additionally, we include the fission fragment distribution of [Mumpower et al. \(2020\)](#) for β -delayed and neutron-induced fission. This distribution spans a wide range of mass numbers. The different fragments for a simu-

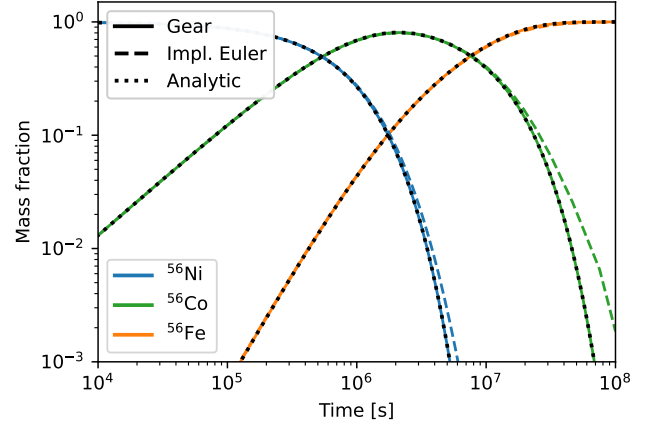


Figure 18. Decay of ^{56}Ni calculated with the Gear (solid line) and implicit Euler solver (dashed line). The analytic solution is shown with the dotted lines.

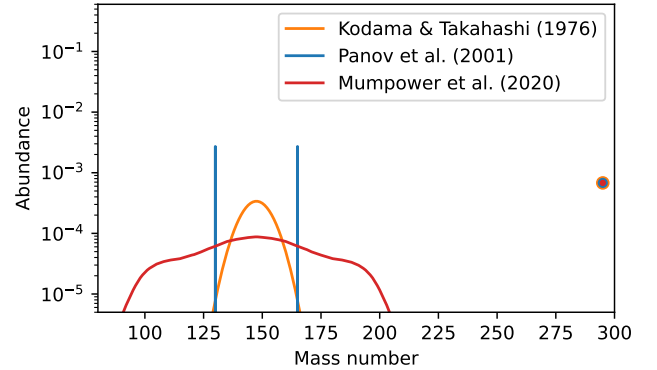


Figure 19. The β -delayed fission of ^{295}Am . Shown are the abundances after 10^{-2} s for three different fission fragment distributions.

lation time of $t = 10^{-2}$ s are shown in Fig. 19. The calculated abundance pattern deviates less than 1% from the input fission fragment distributions.

5.2.2. Equilibrium cases

Useful scenarios are cases where an equilibrium value is obtained. An equilibrium situation can be challenging for numerical solvers, as constant abundances appear like a reaction time scale that is approaching infinity (e.g., [Hix & Thielemann 1999](#); [Feger 2011](#); [Lippuner & Roberts 2017](#)). In the following, we present the case of an (n,γ) - (γ,n) equilibrium as well as equilibria obtained by electron- and positron-captures and neutrino absorption.

In the case of an (n,γ) - (γ,n) equilibrium between ^{64}Ni and ^{65}Ni , the analytic solution of the equilibrium composition can

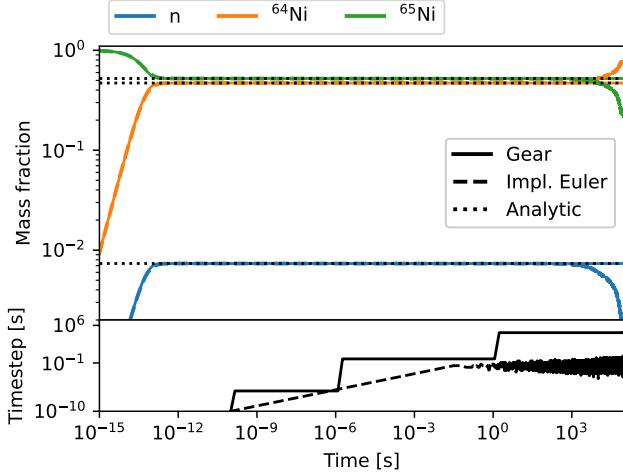


Figure 20. Upper panel: mass fractions of neutrons (blue), ^{64}Ni (orange), and ^{65}Ni (green) for the implicit Euler (dashed line) and Gear integration scheme (solid line). The analytic equilibrium solution is shown with the black dotted lines. Lower panel: the time step of the implicit Euler and Gear integration schemes.

be derived as:

$$Y(n) = \frac{\lambda_{\gamma,n} - \sqrt{\lambda_{\gamma,n}^2 + 4\rho N_A \langle\sigma v\rangle_{n,\gamma} \lambda_{\gamma,n}/65}}{-2\rho N_A \langle\sigma v\rangle_{n,\gamma}} \quad (95)$$

$$Y(^{64}\text{Ni}) = Y(n) \quad (96)$$

$$Y(^{65}\text{Ni}) = 1/65 - Y(n), \quad (97)$$

For $T = 8 \text{ GK}$ and $\rho = 10^9 \text{ g cm}^{-3}$ and matter initially consisting out of pure $Y(^{65}\text{Ni})$ (which introduced the factor $1/65$), we obtain $Y(n) = Y(^{64}\text{Ni}) = 7.35175 \times 10^{-3}$ and $Y(^{65}\text{Ni}) = 8.03286 \times 10^{-3}$. While the integration with the Gear scheme results in an excellent agreement within 0.0015 %, the time step within the implicit Euler becomes very small. This leads to numerical instabilities and a large deviation from the analytic solution after 10^3 s (see Fig. 20). This instability is unlikely to be resolved by more restrictive time steps in the implicit Euler scheme as the time step is based of changes in the thermodynamic conditions or abundances. Since both are static, the scheme will always attempt very large (possibly too large) time steps. This continues until large errors have been accumulated and the solution diverges. On the other hand, the Gear solver estimates an integration error, independent on changes in conditions or abundances. As a consequence, the solution is more stable.

Another equilibrium test scenario is given by the equilibrium of electron-, positron-, and neutrino-captures. These equilibria are important to understand the initial electron fraction in r -process calculations. In the following, we investigate the situation of the equilibrium electron fraction when only considering electron-/positron-captures on nucle-

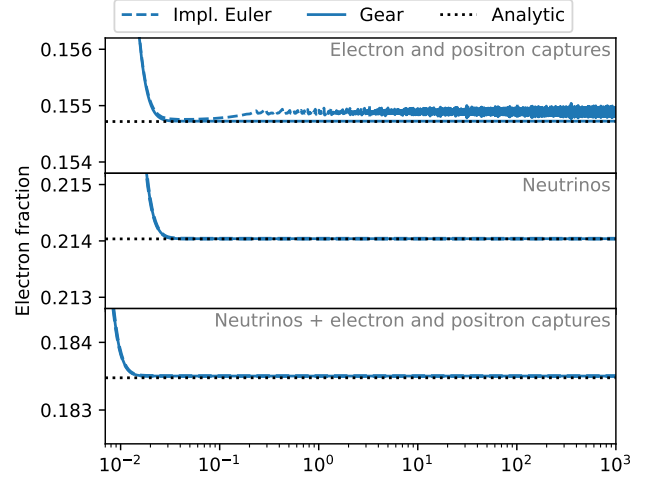


Figure 21. Electron fraction under hydrostatic conditions with $T = 30 \text{ GK}$ and $\rho = 10^{10} \text{ g cm}^{-3}$. Upper panel: equilibrium case when involving only electron- and positron-captures. Middle panel: equilibrium case when involving only neutrinos with luminosities of $L_\nu = 10^{52} \text{ erg s}^{-1}$, $L_{\bar{\nu}} = 5 \times 10^{52} \text{ erg s}^{-1}$, and neutrino energies of $E_\nu = 25.2 \text{ MeV}$ as well as $E_{\bar{\nu}} = 31.5 \text{ MeV}$.

ons, neutrino absorption on nucleons, and a combination of both. Similar to Just et al. (2022b), we can calculate the equilibrium electron fractions for all three scenarios. Assuming only electron- and positron-captures, the equilibrium electron fraction for hydrostatic conditions can be obtained by solving:

$$\lambda_{e^+} Y(n) - \lambda_{e^-} Y(p) = 0, \quad (98)$$

with the positron and electron-capture rate λ_{e^+} and λ_{e^-} , respectively. For a constant temperature of 30 GK and density of $10^{10} \text{ g cm}^{-3}$ we obtain $Y_{e,\text{em}} = 0.155$. Both integration schemes obtain a great precision, with the Gear solver agreeing within 0.004%, and the implicit Euler agreeing within 0.076%. The implicit Euler integration scheme shows again some numerical noise (upper panel in Fig. 21) and the result is therefore slightly worse compared to the Gear integration scheme. For the scenario with only neutrinos irradiating the matter, we can similarly calculate the equilibrium electron fraction:

$$\lambda_{\nu_e} Y(n) - \lambda_{\bar{\nu}_e} Y(p) = 0, \quad (99)$$

with the neutrino and antineutrino cross sections λ_{ν_e} and $\lambda_{\bar{\nu}_e}$, respectively. Assuming matter located at a radius of 50 km, irradiated by neutrino luminosities of $L_\nu = 10^{52} \text{ erg s}^{-1}$, $L_{\bar{\nu}} = 5 \times 10^{52} \text{ erg s}^{-1}$, and neutrino energies of $E_\nu = 25.2 \text{ MeV}$ as well as $E_{\bar{\nu}} = 31.5 \text{ MeV}$ we obtain $Y_{e,\text{abs}} = 0.214$. The final values of both integration schemes agree within $5 \times 10^{-8} \%$ (middle panel of Fig. 21). Combining electron-, positron-, and neutrino-captures, the equilibrium electron fraction can be obtained by solving

$$(\lambda_{\nu_e} + \lambda_{e^+}) Y(n) - (\lambda_{\bar{\nu}_e} + \lambda_{e^-}) Y(p) = 0. \quad (100)$$

A	Z	Y_{WinNet}	Δ_{SkyNet} [10^{-2} %]	Δ_{ReNet} [10^{-3} %]	Δ_{XNet} [10^{-1} %]
4	2	4.01×10^{-09}	0.82	0.13	0.25
12	6	4.04×10^{-18}	0.53	0.08	0.16
16	8	1.55×10^{-16}	8.06	1.27	2.44
20	10	1.89×10^{-19}	7.23	1.14	2.19
24	12	1.14×10^{-14}	6.61	1.04	2.00
28	14	8.14×10^{-09}	5.79	0.91	1.75
32	16	4.52×10^{-08}	4.96	0.78	1.50
36	18	7.54×10^{-09}	4.13	0.65	1.25
40	20	5.78×10^{-07}	3.31	0.52	1.00
44	22	2.89×10^{-09}	2.48	0.39	0.75
48	24	3.23×10^{-07}	1.65	0.26	0.50
52	26	7.13×10^{-05}	0.82	0.13	0.25
56	28	1.78×10^{-02}	0.003	0.001	0.001

Table 3. Final abundances for hydrostatic Carbon-Oxygen test case. Columns 4-6 show the deviation compared to the results of SKYNET, ReNET, and XNET, respectively.

For the conditions assumed here, we obtain $Y_{e,\beta} = 0.1835$, which only deviates by 0.014 % from the equilibrium value (lower panel of Fig. 21).

Another equilibrium case is given by NSE (Section 2.3). We tested that the transition from the NSE region to the network region is consistent. Therefore, we calculated the NSE composition for $T = 7$ GK, $\rho = 10^7$ g cm $^{-3}$, and $Y_e = 0.5$ with and without screening. In addition, we calculated the mass fractions after 10^2 s when starting with neutrons and protons only, using the same hydrostatic conditions and strong reactions only. This system should also approach NSE. Again, we calculate the abundances with and without electron screening corrections (see Fig. 2). As a consequence of the previous outlined tests, we only calculated the test with the Gear integration method.

5.2.3. Other tests

If the nuclear reaction network is sufficiently large, deriving an analytic expression for the solution is often not possible anymore. In these cases, it is beneficial to compare the result with other nuclear reaction networks.

We calculate a case of hydrostatic carbon-Oxygen burning with $\rho = 10^9$ g cm $^{-3}$ and a temperature of 3 GK for 10^{12} s. The initial composition consisted of $X(^{12}\text{C}) = X(^{16}\text{O}) = 0.5$. In total we involve 13 nuclei in the calculation. We compare the final abundances of WINNET (using Gears integration method) with the results of the nuclear reaction networks SKYNET (Lippuner & Roberts 2017), ReNET (Navó et al. 2023), and XNET (Hix & Thielemann 1999). The final abundances of WINNET deviate by less than 1% to all other reaction networks (Tab. 3). The abundant nucleus ^{56}Ni even agrees with a maximum deviation of 10^{-4} % only. We note that we

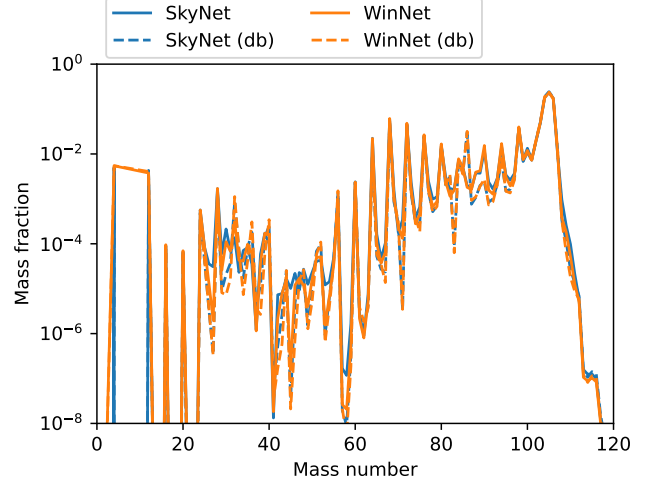


Figure 22. Composition of an X-ray burst (Schatz et al. 2001) after 10^3 s. The result is shown for WINNET (orange lines) and SKYNET (blue lines) with (dashed lines) and without (solid lines) calculating reverse reactions via detailed balance.

did not tune the specific numerical parameters used in the different codes. More restrictive time steps can therefore lead to an even better agreement.

To test the implementation of detailed balance (Section 2.2), we repeated the calculation performed in Lippuner & Roberts (2017) with SKYNET. We calculate the nucleosynthesis of a trajectory of an X-ray burst from Schatz et al. (2001). The result of four calculations is shown in Fig. 22. There, we use the ReaLib v2.2 and calculate the nucleosynthesis with WINNET using the reverse rates as given by ReaLib (solid orange line). Moreover, we use SKYNET with reverse rates from ReaLib (solid blue line). Additionally, we calculate the same trajectory, but using reverse rates calculated via detailed balance using the Q-value from the mass excess provided within ReaLib (within the winvn file, dashed lines). Both networks agree very well for both cases. The impact of using detailed balance rates with masses from the winvn in contrast to ReaLib reverse rates seems to be larger in SKYNET especially for the smaller mass numbers ~ 50 . However, for both networks, there is also a distinct feature visible at $A \sim 85$.

6. SUMMARY AND CONCLUSION

We have summarized the fundamentals of nuclear reaction networks. The implementation was demonstrated with the single-zone nuclear reaction network code WINNET.

We outlined the differential equations that underlie every nuclear reaction network code. Additionally, we presented two implicit numerical techniques to solve these equations, the implicit Euler and Gear’s integration scheme.

A mandatory ingredient is also the set of reaction rates. The reaction rates can originate from different databases with

varying parameterizations. Hereby, one should ensure that the same underlying nuclear physic inputs such as mass models are used. We described the reaction rate formats that are supported by WINNET, namely the Reaclib reaction rate database, a format for β -delayed neutron emission, tabulated rates, theoretical β^+ , β^- , electron-capture and positron-capture rates, neutrino reactions, and fission reactions.

All these different reaction sources get a different priority assigned, and rates that appear in more than one source are replaced by the rate with the highest priority. This priority is chosen arbitrarily without any estimate of the quality of the rate, and there could be still some action required if a user wants to use specific reaction rates.

WINNET is further able to calculate detailed balance reactions on-the-fly, which can be useful especially for tabulated rates, where a tabulation of the reverse reactions could break the detailed balance principle. If included, the detailed balance reactions will replace all reverse reactions in the other reaction rate sources.

This is also especially useful when implementing new reaction rates for which the reverse rates may not always have been published. As an example, deBoer et al. (2017) published the reaction rate $^{12}\text{C}(\alpha, \gamma)^{16}\text{O}$. While the forward rate can easily be changed as they give Reaclib parameters (Section 4.2.1) and tabulated values (Section 4.2.3), the reverse reaction should also be consistently changed (Section 2.2). Instead of calculating this rate by hand, within WINNET one can enable a parameter to calculate the reverse reaction internally.

All charged particle reaction rates can be further altered by electron screening. This correction is implemented with a multiplicative factor to the reaction rates.

We presented the energy feedback from nuclear reactions onto the temperature, which is implemented in the form of an operator splitting method.

Finally, we introduced simple examples and test cases to demonstrate the reliability of the reaction network code WINNET. Using these test cases, we analyzed the advantages and disadvantages of the different implemented numerical integration methods. We conclude that hydrostatic and equilibrium conditions are often more efficient and precise with the Gear integration method. More complex rapidly varying thermodynamic conditions are more efficient with the implicit Euler integration method.

In addition to the reliability, a large focus during the development of WINNET was the usability. The code provides an easy interface to the user by a simple parameter file. Additionally, comments are written entirely in a doxygen¹⁸ conform format, and the documentation can be accessed along with

the code. Due to the modular structure, it is also easy to change the included reactions. Additionally, large effort has been undertaken to supply understandable error messages. To give an example, if an input parameter is misspelled, the error message contains not only that this parameter does not exist, but also points to the most similar existing parameter.

When deciding for or against favoring the usage of WINNET over other publicly available reaction networks, one should keep in mind the advantages and disadvantages for carrying out the desired task. An obvious point to make here is the code language. Users that want to make changes in the code and that are more familiar with C or C++ may feel more comfortable with using NUCNET (Meyer & Adams 2007) or SKYNET (Lippuner & Roberts 2017) rather than the Fortran 90 written codes of TORCH (Paxton et al. 2015), XNET (Hix & Thielemann 1999), or WINNET. For applications that require including the reaction network into a hydrodynamical code, the usage of TORCH or XNET may be favored over WINNET. While it is not impossible to include WINNET into a hydrodynamical code, there is more experience with TORCH or XNET as both have already been used in hydrodynamical simulations. Furthermore, there has been more effort in parallelizing and optimizing XNET especially when calculating abundances for more than one zone. Since the calculation of the ejecta of astrophysical events often relies on many independent tracer particles, the parallelization of WINNET relies on executing many instances of the reaction network for different tracer particles. No effort has been made in parallelizing the calculation of a single tracer particle, and a single instance of WINNET should always be executed on one CPU only. Similar to XNET and in contrast to SKYNET, WINNET optionally performs an initialization step to bring the included reaction rates into an advantageous shape to minimize the cost of reading them in. Especially when running many tracers, this can reduce the computational cost of the initialization step. In post-processed applications where neutrinos play a major role, WINNET definitely has advantages as it is, to our knowledge, the only public code that is able to use publicly available neutrino reactions on heavier nuclei (Section 4.2.4)¹⁹. Furthermore, for conditions that span a large range of temperatures and densities, the scheme to use and replace theoretical ec -/ pc -/ β^+ -/ β^- -reactions with experimental half-lives contained in the Jina REACLIB database (Section 4.2.5) is an advantage of WINNET. Regarding calculations of very neutron-rich environments, to our knowledge, TORCH was never run in the context of the r -process. It is possible to include fission reactions and fragment distributions into XNET (as done in, e.g., Lippuner & Roberts

¹⁸ <https://www.doxygen.nl/index.html>

¹⁹ We note that XNET can also contain neutrino reactions on heavier nuclei; the default rate tables are however not publicly available, and one would have to convert the format of the public rate tables.

2017). However, including more complex fragment distributions with hundreds of fission fragments might be challenging and not possible without code changes. To date, also SKYNET includes only a relatively simple fragment distribution with mostly only two fragments plus neutron emission. If one wants to carry out a study with more complex fission fragments, WINNET could be a better choice, as an arbitrary amount of fragments can be included (see Section 4.2.7). Additionally, we included parameterized α -decays into WINNET which is an additional, even though possibly small, effort to include into SKYNET or XNET as well. For testing the impact of newly measured reaction rates in different environments, WINNET is also a good choice, since we consider it relatively easy to exchange reaction rates, but also because WINNET already comes with an extensive set of example cases where the impact of certain rates can be directly tested. Also, for storage critical applications, WINNET includes a very flexible way of turning output on and off. This is not easily possible within SKYNET or TORCH without touching the code itself. For example, if one wants to know only the abundances after 1 day, it is possible within WINNET to exclusively output the abundances at this time. Furthermore, WINNET is able to output either ascii, hdf5, or both files, and we therefore consider the code specifically user and beginner friendly. In contrast, SKYNET necessarily needs to have hdf5 packages installed. Ultimately, for numerical studies where the availability of different numerical solvers is desirable, WINNET or XNET are favored over SKYNET, which only includes a backward Euler integration. On the other hand, XNET and SKYNET include more possibilities for the exploration of matrix inversion packages, as WINNET includes only the sparse PARDISO solver. We also briefly tested the performance of WINNET in comparison to SKYNET for an r -process example. In this test, both codes were similarly fast with WINNET being slightly faster. However, to get a firmer and more quantitative comparison of the performance, a more detailed investigation that covers additional numerical parameters and astrophysical conditions would be necessary.

With this work, WINNET will be fully public and available for download at [GitHub](https://github.com/nuc-astro/WinNet)²⁰ and [Zenodo](https://zenodo.org/record/8220549)²¹ (Reichert et al. 2023). This includes not only the code, but also all example and test cases. If you use them, please cite the according publications that can be found in the documentation.

With future works, we plan to extend WINNET by adding more features. As an example, a sensitivity study that uses WINNET may extend it by the scripts and code extensions to perform this task. To give the individual authors of these

parts credit, the corresponding work should be cited when someone makes use of a later added feature.

We want to thank M. A. Aloy, F. Montes, M. Obergaulinger, T. Psaltis, H. Schatz, A. Sieverding, and M. Ugliano for many beneficial discussions. We further thank all of the people that made example trajectories publicly available and L. Bovard, R. Fernández, M. Obergaulinger, and H. Schatz for giving their consent to include their trajectories along with WINNET. Furthermore, we thank F. Timmes for making many useful tools publicly available and for allowing us to use them. We additionally want to thank the referee for providing useful suggestions that helped to improve the manuscript and certain aspects of WINNET itself. M.R. acknowledges support from the grants FJC2021-046688-I and PID2021-127495NB-I00, funded by MCIN/AEI/10.13039/501100011033 and by the European Union "NextGenerationEU" as well as "ESF Investing in your future". Additionally, he acknowledges support from the Astrophysics and High Energy Physics program of the Generalitat Valenciana ASFAE/2022/026 funded by MCIN and the European Union NextGenerationEU (PRTR-C17.II). A.A., G.M.P., J.K., and M.J. acknowledge support by the Deutsche Forschungsgemeinschaft (DFG, German Research Foundation) – Project-ID 279384907 - SFB 1245 and the State of Hessen within the Research Cluster ELEMENTS (Project ID 500/10.006). A.A., J.K., and M.J. additionally acknowledge support from the European Research Council under grant EUROPIUM-667912. G.M.P. acknowledges support by the ERC under the European Union's Horizon 2020 research and innovation program (ERC Advanced grant KILONOVA No. 885281). O.K. was supported by the US Department of Energy through the Los Alamos National Laboratory (LANL). LANL is operated by Triad National Security, LLC, for the National Nuclear Security Administration of the U.S.DOE (contract No. 89233218CNA000001). This work is authorized for unlimited release under LA-UR-23-25461. C.F. acknowledges support from the by United States Department of Energy, Office of Science, Office of Nuclear Physics (award No. DE-FG02-02ER41216). R.H. acknowledges support from the World Premier International Research Centre Initiative (WPI Initiative), MEXT, Japan; the IReNA AccelNet Network of Networks, supported by the National Science Foundation under grant No. OISE-1927130 and ChETEC-INFRA (grant No. 101008324) supported by the European Union's Horizon 2020 research and innovation program. This publication benefited highly from collaborations and exchange within the European Cost Action CA16117 "Chemical Evolution as Tracers of the Evolution of the Cosmos" (ChETEC) and the "International Research Network for Nuclear Astrophysics" (IReNA).

²⁰ <https://github.com/nuc-astro/WinNet>

²¹ <https://zenodo.org/record/8220549>

Software: Matplotlib (Hunter 2007), Numpy (Harris et al. 2020), Scipy (Virtanen et al. 2020), Quadpack (Piessens et al. 1983), Timmes EOS (Timmes & Arnett 1999), ReNet (Navó

et al. 2023), XNet (Hix & Thielemann 1999), SkyNet (Lipuner & Roberts 2017), PARDISO (Schenk & Gärtner 2004).

REFERENCES

- Aikawa, M., Arnould, M., Goriely, S., Jorissen, A., & Takahashi, K. 2005, *A&A*, 441, 1195, doi: [10.1051/0004-6361:20052944](https://doi.org/10.1051/0004-6361:20052944)
- Aloy, M. Á., & Obergaulinger, M. 2021, *MNRAS*, 500, 4365, doi: [10.1093/mnras/staa3273](https://doi.org/10.1093/mnras/staa3273)
- Alpher, R. A., Bethe, H., & Gamow, G. 1948, *Physical Review*, 73, 803, doi: [10.1103/PhysRev.73.803](https://doi.org/10.1103/PhysRev.73.803)
- Arcones, A., Martínez-Pinedo, G., Roberts, L. F., & Woosley, S. E. 2010, *A&A*, 522, A25, doi: [10.1051/0004-6361/201014276](https://doi.org/10.1051/0004-6361/201014276)
- Arnett, D. 1996, *Supernovae and Nucleosynthesis: An Investigation of the History of Matter from the Big Bang to the Present*
- Arnett, W. D. 1969, *Astrophys. Space. Sci.*, 5, 180, doi: [10.1007/BF00650291](https://doi.org/10.1007/BF00650291)
- . 1977, *ApJS*, 35, 145, doi: [10.1086/190472](https://doi.org/10.1086/190472)
- Arnett, W. D., & Truran, J. W. 1969, *ApJ*, 157, 339, doi: [10.1086/150072](https://doi.org/10.1086/150072)
- Arnett, W. D., Truran, J. W., & Woosley, S. E. 1971, *ApJ*, 165, 87, doi: [10.1086/150878](https://doi.org/10.1086/150878)
- Arnett, W. D., Meakin, C., Hirschi, R., et al. 2019, *ApJ*, 882, 18, doi: [10.3847/1538-4357/ab21d9](https://doi.org/10.3847/1538-4357/ab21d9)
- Arnould, M. 1976, *A&A*, 46, 117
- Arnould, M., Norgaard, H., Thielemann, F. K., & Hillebrandt, W. 1980, *ApJ*, 237, 931, doi: [10.1086/157940](https://doi.org/10.1086/157940)
- Aver, E., Olive, K. A., & Skillman, E. D. 2010, *JCAP*, 2010, 003, doi: [10.1088/1475-7516/2010/05/003](https://doi.org/10.1088/1475-7516/2010/05/003)
- Bania, T. M., Rood, R. T., & Balser, D. S. 2002, *Nature*, 415, 54, doi: [10.1038/415054a](https://doi.org/10.1038/415054a)
- Barnes, J., & Metzger, B. D. 2022, *ApJL*, 939, L29, doi: [10.3847/2041-8213/ac9b41](https://doi.org/10.3847/2041-8213/ac9b41)
- Benz, W., Hills, J. G., & Thielemann, F. K. 1989, *ApJ*, 342, 986, doi: [10.1086/167656](https://doi.org/10.1086/167656)
- Bisterzo, S., Travaglio, C., Wiescher, M., Käppeler, F., & Gallino, R. 2017, *ApJ*, 835, 97, doi: [10.3847/1538-4357/835/1/97](https://doi.org/10.3847/1538-4357/835/1/97)
- Bliss, J., Arcones, A., Montes, F., & Pereira, J. 2020, *PhRvC*, 101, 055807, doi: [10.1103/PhysRevC.101.055807](https://doi.org/10.1103/PhysRevC.101.055807)
- Bliss, J., Arcones, A., & Qian, Y.-Z. 2018, *ApJ*, 866, 105, doi: [10.3847/1538-4357/aade8d](https://doi.org/10.3847/1538-4357/aade8d)
- Boesgaard, A. M., & Steigman, G. 1985, *ARA&A*, 23, 319, doi: [10.1146/annurev.aa.23.090185.001535](https://doi.org/10.1146/annurev.aa.23.090185.001535)
- Bollig, R., Janka, H. T., Lohs, A., et al. 2017, *PhRvL*, 119, 242702, doi: [10.1103/PhysRevLett.119.242702](https://doi.org/10.1103/PhysRevLett.119.242702)
- Bovard, L., Martin, D., Guercilena, F., et al. 2017, *PhRvD*, 96, 124005, doi: [10.1103/PhysRevD.96.124005](https://doi.org/10.1103/PhysRevD.96.124005)
- Bovard, L., & Rezzolla, L. 2017, *Classical and Quantum Gravity*, 34, 215005, doi: [10.1088/1361-6382/aa8d98](https://doi.org/10.1088/1361-6382/aa8d98)
- Bravo, E. 2020, *MNRAS*, 494, 3037, doi: [10.1093/mnras/staa910](https://doi.org/10.1093/mnras/staa910)
- Bravo, E., & García-Senz, D. 1999, *MNRAS*, 307, 984, doi: [10.1046/j.1365-8711.1999.02694.x](https://doi.org/10.1046/j.1365-8711.1999.02694.x)
- Brown, B. A. 1992, *PhRvC*, 46, 811, doi: [10.1103/PhysRevC.46.811](https://doi.org/10.1103/PhysRevC.46.811)
- Brown, D. A., Chadwick, M. B., Capote, R., et al. 2018, *Nuclear Data Sheets*, 148, 1, doi: [10.1016/j.nds.2018.02.001](https://doi.org/10.1016/j.nds.2018.02.001)
- Brown, P. N., Byrne, G. D., & Hindmarsh, A. C. 1989, *SIAM Journal on Scientific and Statistical Computing*, 10, 1038, doi: [10.1137/0910062](https://doi.org/10.1137/0910062)
- Broyden, C. G. 1965, *Mathematics of Computation*, 19, 577
- Bruenn, S. W. 1986, *ApJS*, 62, 331, doi: [10.1086/191143](https://doi.org/10.1086/191143)
- Burrows, A. 2013, *Rev. Mod. Phys.*, 85, 245, doi: [10.1103/RevModPhys.85.245](https://doi.org/10.1103/RevModPhys.85.245)
- Burrows, A., Reddy, S., & Thompson, T. A. 2006, *NuPhA*, 777, 356, doi: [10.1016/j.nuclphysa.2004.06.012](https://doi.org/10.1016/j.nuclphysa.2004.06.012)
- Busso, M., Vescovi, D., Palmerini, S., Cristallo, S., & Antonuccio-Delogu, V. 2021, *ApJ*, 908, 55, doi: [10.3847/1538-4357/abca8e](https://doi.org/10.3847/1538-4357/abca8e)
- Byrne, G., & Hindmarsh, A. 1975, *ACM Transactions on Mathematical Software (TOMS)*, 1, 71, doi: [10.1145/355626.355636](https://doi.org/10.1145/355626.355636)
- Cardall, C. Y., & Fuller, G. M. 1997, *ApJL*, 486, L111, doi: [10.1086/310838](https://doi.org/10.1086/310838)
- Cescutti, G. 2022, *Main s-process, 1.2.1*, Zenodo, doi: [10.5281/zenodo.6474686](https://doi.org/10.5281/zenodo.6474686)
- Cescutti, G., Hirschi, R., Nishimura, N., et al. 2018, *MNRAS*, 478, 4101, doi: [10.1093/mnras/sty1185](https://doi.org/10.1093/mnras/sty1185)
- Clayton, D. 1968, *Principles of stellar evolution and nucleosynthesis: with a new preface* (University of Chicago Press)
- Coc, A., & Vangioni, E. 2017, *International Journal of Modern Physics E*, 26, 1741002, doi: [10.1142/S0218301317410026](https://doi.org/10.1142/S0218301317410026)
- Cooke, R. J., Pettini, M., & Steidel, C. C. 2018, *ApJ*, 855, 102, doi: [10.3847/1538-4357/aaab53](https://doi.org/10.3847/1538-4357/aaab53)
- Curtis, S., Ebinger, K., Fröhlich, C., et al. 2019, *ApJ*, 870, 2, doi: [10.3847/1538-4357/aae7d2](https://doi.org/10.3847/1538-4357/aae7d2)
- Cybur, R. H., Fields, B. D., Olive, K. A., & Yeh, T.-H. 2016, *Rev. Mod. Phys.*, 88, 015004, doi: [10.1103/RevModPhys.88.015004](https://doi.org/10.1103/RevModPhys.88.015004)
- Cybur, R. H., Amthor, A. M., Ferguson, R., et al. 2010, *The Astrophysical Journal Supplement Series*, 189, 240, doi: [10.1088/0067-0049/189/1/240](https://doi.org/10.1088/0067-0049/189/1/240)

- Dan, M., Guillochon, J., Brüggem, M., Ramirez-Ruiz, E., & Rosswog, S. 2015, *MNRAS*, 454, 4411, doi: [10.1093/mnras/stv2289](https://doi.org/10.1093/mnras/stv2289)
- Dardelet, L., Ritter, C., Prado, P., et al. 2015, arXiv e-prints, arXiv:1505.05500. <https://arxiv.org/abs/1505.05500>
- deBoer, R. J., Görres, J., Wiescher, M., et al. 2017, *Rev. Mod. Phys.*, 89, 035007, doi: [10.1103/RevModPhys.89.035007](https://doi.org/10.1103/RevModPhys.89.035007)
- Denissenkov, P. A., Herwig, F., Woodward, P., et al. 2019, *MNRAS*, 488, 4258, doi: [10.1093/mnras/stz1921](https://doi.org/10.1093/mnras/stz1921)
- Descouvemont, P., Adahchour, A., Angulo, C., Coc, A., & Vangioni-Flam, E. 2004, *Atomic Data and Nuclear Data Tables*, 88, 203, doi: [10.1016/j.adt.2004.08.001](https://doi.org/10.1016/j.adt.2004.08.001)
- Dewitt, H. E., Graboske, H. C., & Cooper, M. S. 1973, *ApJ*, 181, 439, doi: [10.1086/152061](https://doi.org/10.1086/152061)
- Dillmann, I., Heil, M., Käppeler, F., et al. 2006, in *American Institute of Physics Conference Series*, Vol. 819, Capture Gamma-Ray Spectroscopy and Related Topics, ed. A. Woehr & A. Aprahamian, 123–127, doi: [10.1063/1.2187846](https://doi.org/10.1063/1.2187846)
- Doherty, C. L., Gil-Pons, P., Siess, L., & Lattanzio, J. C. 2017, *PASA*, 34, e056, doi: [10.1017/pasa.2017.52](https://doi.org/10.1017/pasa.2017.52)
- Dong, T., & Ren, Z. 2005, *European Physical Journal A*, 26, 69, doi: [10.1140/epja/i2005-10142-y](https://doi.org/10.1140/epja/i2005-10142-y)
- Eggenberger, P., Ekström, S., Georgy, C., et al. 2021, *A&A*, 652, A137, doi: [10.1051/0004-6361/202141222](https://doi.org/10.1051/0004-6361/202141222)
- Eichler, M., Arcones, A., Kelic, A., et al. 2015, *ApJ*, 808, 30, doi: [10.1088/0004-637X/808/1/30](https://doi.org/10.1088/0004-637X/808/1/30)
- Erler, J., Langanke, K., Loens, H., Martinez-Pinedo, G., & Reinhard, P.-G. 2012, 85, 025802, doi: [10.1103/PhysRevC.85.025802](https://doi.org/10.1103/PhysRevC.85.025802)
- Feger, E. D. 2011, PhD thesis, University of Tennessee, Tennessee. https://trace.tennessee.edu/utk_graddiss/1048
- Fields, B. D. 2011, *Annual Review of Nuclear and Particle Science*, 61, 47, doi: [10.1146/annurev-nucl-102010-130445](https://doi.org/10.1146/annurev-nucl-102010-130445)
- Fields, B. D., & Olive, K. A. 2022, *JCAP*, 2022, 078, doi: [10.1088/1475-7516/2022/10/078](https://doi.org/10.1088/1475-7516/2022/10/078)
- Fowler, W. A. 1974, *QJRAS*, 15, 82
- Fowler, W. A., Caughlan, G. R., & Zimmerman, B. A. 1967, *ARA&A*, 5, 525, doi: [10.1146/annurev.aa.05.090167.002521](https://doi.org/10.1146/annurev.aa.05.090167.002521)
- Freiburghaus, C., Rosswog, S., & Thielemann, F.-K. 1999, *ApJL*, 525, L121, doi: [10.1086/312343](https://doi.org/10.1086/312343)
- Frischknecht, U., Hirschi, R., Pignatari, M., et al. 2016, *MNRAS*, 456, 1803, doi: [10.1093/mnras/stv2723](https://doi.org/10.1093/mnras/stv2723)
- Fröhlich, C., Martínez-Pinedo, G., Liebendörfer, M., et al. 2006a, *Physical Review Letters*, 96, 142502, doi: [10.1103/PhysRevLett.96.142502](https://doi.org/10.1103/PhysRevLett.96.142502)
- Fröhlich, C., Hauser, P., Liebendörfer, M., et al. 2006b, *ApJ*, 637, 415, doi: [10.1086/498224](https://doi.org/10.1086/498224)
- Fryxell, B., Mueller, E., & Arnett, D. 1991, *ApJ*, 367, 619, doi: [10.1086/169657](https://doi.org/10.1086/169657)
- Fujimoto, S.-i., Nishimura, N., & Hashimoto, M.-a. 2008, *ApJ*, 680, 1350, doi: [10.1086/529416](https://doi.org/10.1086/529416)
- Fuller, G. M., Fowler, W. A., & Newman, M. J. 1982, *ApJS*, 48, 279, doi: [10.1086/190779](https://doi.org/10.1086/190779)
- . 1985, *ApJ*, 293, 1, doi: [10.1086/163208](https://doi.org/10.1086/163208)
- García-Senz, D., Cabezon, R. M., Arcones, A., Relano, A., & Thielemann, F. K. 2013, *MNRAS*, 436, 3413, doi: [10.1093/mnras/stt1821](https://doi.org/10.1093/mnras/stt1821)
- García-Senz, D., Cabezón, R. M., Domínguez, I., & Thielemann, F. K. 2016, *ApJ*, 819, 132, doi: [10.3847/0004-637X/819/2/132](https://doi.org/10.3847/0004-637X/819/2/132)
- Gear, C. W. 1971, *Commun. ACM*, 14, 176, doi: [10.1145/362566.362571](https://doi.org/10.1145/362566.362571)
- Ghosh, S., Wolfe, N., & Fröhlich, C. 2022, *ApJ*, 929, 43, doi: [10.3847/1538-4357/ac4d20](https://doi.org/10.3847/1538-4357/ac4d20)
- Gil-Pons, P., Doherty, C. L., Gutiérrez, J. L., et al. 2018, *PASA*, 35, e038, doi: [10.1017/pasa.2018.42](https://doi.org/10.1017/pasa.2018.42)
- Giuliani, S. A., Martínez-Pinedo, G., & Robledo, L. M. 2018a, *PhRvC*, 97, 034323, doi: [10.1103/PhysRevC.97.034323](https://doi.org/10.1103/PhysRevC.97.034323)
- Giuliani, S. A., Martínez-Pinedo, G., & Robledo, L. M. 2018b, in *Journal of Physics Conference Series*, Vol. 940, Journal of Physics Conference Series, 012013, doi: [10.1088/1742-6596/940/1/012013](https://doi.org/10.1088/1742-6596/940/1/012013)
- Giuliani, S. A., Martínez-Pinedo, G., Wu, M.-R., & Robledo, L. M. 2020, *PhRvC*, 102, 045804, doi: [10.1103/PhysRevC.102.045804](https://doi.org/10.1103/PhysRevC.102.045804)
- Goriely, S., Bauswein, A., & Janka, H.-T. 2011, *ApJL*, 738, L32, doi: [10.1088/2041-8205/738/2/L32](https://doi.org/10.1088/2041-8205/738/2/L32)
- Goriely, S., Hilaire, S., Koning, A. J., Sin, M., & Capote, R. 2009, *PhRvC*, 79, 024612, doi: [10.1103/PhysRevC.79.024612](https://doi.org/10.1103/PhysRevC.79.024612)
- Görres, J., Wiescher, M., & Thielemann, F.-K. 1995, *PhRvC*, 51, 392, doi: [10.1103/PhysRevC.51.392](https://doi.org/10.1103/PhysRevC.51.392)
- Gronow, S., Côté, B., Lach, F., et al. 2021, *A&A*, 656, A94, doi: [10.1051/0004-6361/202140881](https://doi.org/10.1051/0004-6361/202140881)
- Halevi, G., & Mösta, P. 2018, *MNRAS*, 477, 2366, doi: [10.1093/mnras/sty797](https://doi.org/10.1093/mnras/sty797)
- Harris, C. R., Millman, K. J., van der Walt, S. J., et al. 2020, *Nature*, 585, 357, doi: [10.1038/s41586-020-2649-2](https://doi.org/10.1038/s41586-020-2649-2)
- Harris, J. A., Hix, W. R., Chertkow, M. A., et al. 2017, *ApJ*, 843, 2, doi: [10.3847/1538-4357/aa76de](https://doi.org/10.3847/1538-4357/aa76de)
- Heger, A., Fryer, C. L., Woosley, S. E., Langer, N., & Hartmann, D. H. 2003, *ApJ*, 591, 288, doi: [10.1086/375341](https://doi.org/10.1086/375341)
- Heger, A., & Woosley, S. E. 2010, *ApJ*, 724, 341, doi: [10.1088/0004-637X/724/1/341](https://doi.org/10.1088/0004-637X/724/1/341)
- Hillebrandt, W., Kromer, M., Röpke, F. K., & Ruitter, A. J. 2013, *Frontiers of Physics*, 8, 116, doi: [10.1007/s11467-013-0303-2](https://doi.org/10.1007/s11467-013-0303-2)
- Hirschi, R., Meynet, G., & Maeder, A. 2004, *A&A*, 425, 649, doi: [10.1051/0004-6361:20041095](https://doi.org/10.1051/0004-6361:20041095)
- Hix, W. R., Khokhlov, A. M., Wheeler, J. C., & Thielemann, F.-K. 1998, *ApJ*, 503, 332, doi: [10.1086/305968](https://doi.org/10.1086/305968)
- Hix, W. R., & Meyer, B. S. 2006, *Nuclear Physics A*, 777, 188, doi: [10.1016/j.nuclphysa.2004.10.009](https://doi.org/10.1016/j.nuclphysa.2004.10.009)

- Hix, W. R., Parete-Koon, S. T., Freiburghaus, C., & Thielemann, F.-K. 2007, *ApJ*, 667, 476, doi: [10.1086/520672](https://doi.org/10.1086/520672)
- Hix, W. R., & Thielemann, F.-K. 1999, *Journal of Computational and Applied Mathematics*, 109, 321
- Hoffman, R. D., Woosley, S. E., & Qian, Y.-Z. 1997, *ApJ*, 482, 951, doi: [10.1086/304181](https://doi.org/10.1086/304181)
- Hoffman, R. D., Woosley, S. E., Weaver, T. A., Rauscher, T., & Thielemann, F. K. 1999, *ApJ*, 521, 735, doi: [10.1086/307568](https://doi.org/10.1086/307568)
- Höflich, P., Wheeler, J. C., & Thielemann, F. K. 1998, *ApJ*, 495, 617, doi: [10.1086/305327](https://doi.org/10.1086/305327)
- Holmbeck, E. M., Sprouse, T. M., Mumpower, M. R., et al. 2019, *ApJ*, 870, 23, doi: [10.3847/1538-4357/aaefef](https://doi.org/10.3847/1538-4357/aaefef)
- Holmes, J. A., Woosley, S. E., Fowler, W. A., & Zimmerman, B. A. 1976, *At. Data Nucl. Data Tables*, 18, 305, doi: [10.1016/0092-640X\(76\)90011-5](https://doi.org/10.1016/0092-640X(76)90011-5)
- Horowitz, C. J. 2002, *PhRvD*, 65, 043001, doi: [10.1103/PhysRevD.65.043001](https://doi.org/10.1103/PhysRevD.65.043001)
- Howard, W. M., & Möller, P. 1980, 25, 219, doi: [10.1016/0092-640X\(80\)90005-4](https://doi.org/10.1016/0092-640X(80)90005-4)
- Hunter, J. D. 2007, *Computing in Science & Engineering*, 9, 90, doi: [10.1109/MCSE.2007.55](https://doi.org/10.1109/MCSE.2007.55)
- Iben, I. J., & Tutukov, A. V. 1984, *ApJS*, 54, 335, doi: [10.1086/190932](https://doi.org/10.1086/190932)
- Ichimaru, S. 1993, *Rev. Mod. Phys.*, 65, 255, doi: [10.1103/RevModPhys.65.255](https://doi.org/10.1103/RevModPhys.65.255)
- Iliadis, C. 2015, *Nuclear Physics of Stars* (Wiley-VCH Verlag GmbH & Co. KGaA), doi: [10.1002/9783527692668](https://doi.org/10.1002/9783527692668)
- Iliadis, C., Champagne, A., José, J., Starrfield, S., & Tupper, P. 2002, *ApJS*, 142, 105, doi: [10.1086/341400](https://doi.org/10.1086/341400)
- Itoh, N., Hayashi, H., Nishikawa, A., & Kohyama, Y. 1996, *ApJS*, 102, 411, doi: [10.1086/192264](https://doi.org/10.1086/192264)
- Janka, H.-T., Melson, T., & Summa, A. 2016, *Annual Rev. of Nuclear and Particle Science*, 66, 341, doi: [10.1146/annurev-nucl-102115-044747](https://doi.org/10.1146/annurev-nucl-102115-044747)
- Jiang, J.-A., Doi, M., Maeda, K., et al. 2017, *Nature*, 550, 80, doi: [10.1038/nature23908](https://doi.org/10.1038/nature23908)
- Jose, J. 2016, *Stellar Explosions: Hydrodynamics and Nucleosynthesis* (Boca Raton: CRC Press), doi: [10.1201/b19165](https://doi.org/10.1201/b19165)
- José, J. 2022, *Nova outburst, 1.1.1*, Zenodo, doi: [10.5281/zenodo.6474694](https://doi.org/10.5281/zenodo.6474694)
- José, J., & Hernanz, M. 1998, *ApJ*, 494, 680, doi: [10.1086/305244](https://doi.org/10.1086/305244)
- José, J., Hernanz, M., Amari, S., Lodders, K., & Zinner, E. 2004, *ApJ*, 612, 414, doi: [10.1086/422569](https://doi.org/10.1086/422569)
- Just, O., Aloy, M. A., Obergaulinger, M., & Nagataki, S. 2022a, *ApJL*, 934, L30, doi: [10.3847/2041-8213/ac83a1](https://doi.org/10.3847/2041-8213/ac83a1)
- Just, O., Goriely, S., Janka, H. T., Nagataki, S., & Bauswein, A. 2022b, *MNRAS*, 509, 1377, doi: [10.1093/mnras/stab2861](https://doi.org/10.1093/mnras/stab2861)
- Kaiser, E. A., Hirschi, R., Arnett, W. D., et al. 2020, *MNRAS*, 496, 1967, doi: [10.1093/mnras/staa1595](https://doi.org/10.1093/mnras/staa1595)
- Karakas, A. I., & Lattanzio, J. C. 2014, *PASA*, 31, e030, doi: [10.1017/pasa.2014.21](https://doi.org/10.1017/pasa.2014.21)
- Karakas, A. I., & Lugaro, M. 2016, *ApJ*, 825, 26, doi: [10.3847/0004-637X/825/1/26](https://doi.org/10.3847/0004-637X/825/1/26)
- Kawano, L., Schramm, D., & Steigman, G. 1988, *ApJ*, 327, 750, doi: [10.1086/166232](https://doi.org/10.1086/166232)
- Kelic, A., Valentina Ricciardi, M., & Schmidt, K.-H. 2009, *arXiv e-prints*, arXiv:0906.4193. <https://arxiv.org/abs/0906.4193>
- Khokhlov, A., Mueller, E., & Hoefflich, P. 1993, *A&A*, 270, 223
- Khokhlov, A. M. 1991, *A&A*, 245, 114
- Khuyagbaatar, J. 2020, *NuPhA*, 1002, 121958, doi: [10.1016/j.nuclphysa.2020.121958](https://doi.org/10.1016/j.nuclphysa.2020.121958)
- Kippenhahn, R., Weigert, A., & Weiss, A. 2013, *Stellar Structure and Evolution*, 2nd edn. (Berlin Heidelberg: Springer), doi: [10.1007/978-3-642-30304-3](https://doi.org/10.1007/978-3-642-30304-3)
- Kobayashi, C., Karakas, A. I., & Lugaro, M. 2020, *ApJ*, 900, 179, doi: [10.3847/1538-4357/abae65](https://doi.org/10.3847/1538-4357/abae65)
- Kodama, T., & Takahashi, K. 1975, *NuPhA*, 239, 489, doi: [10.1016/0375-9474\(75\)90381-4](https://doi.org/10.1016/0375-9474(75)90381-4)
- Koike, O., Hashimoto, M.-a., Kuromizu, R., & Fujimoto, S.-i. 2004, *ApJ*, 603, 242, doi: [10.1086/381354](https://doi.org/10.1086/381354)
- Koning, A. J., Rochman, D., Sublet, J. C., et al. 2019, *Nuclear Data Sheets*, 155, 1, doi: [10.1016/j.nds.2019.01.002](https://doi.org/10.1016/j.nds.2019.01.002)
- Korobkin, O., Rosswog, S., Arcones, A., & Winteler, C. 2012, *MNRAS*, 426, 1940, doi: [10.1111/j.1365-2966.2012.21859.x](https://doi.org/10.1111/j.1365-2966.2012.21859.x)
- Kostka, M., Koning, N., Shand, Z., Ouyed, R., & Jaikumar, P. 2014, *A&A*, 568, A97, doi: [10.1051/0004-6361/201322887](https://doi.org/10.1051/0004-6361/201322887)
- Kotake, K., Takiwaki, T., Suwa, Y., et al. 2012, *Advances in Astronomy*, 2012, 428757, doi: [10.1155/2012/428757](https://doi.org/10.1155/2012/428757)
- Kratz, K. L., Faruqi, K., Mashonkina, L. I., & Pfeiffer, B. 2008, *NewAR*, 52, 390, doi: [10.1016/j.newar.2008.06.015](https://doi.org/10.1016/j.newar.2008.06.015)
- Kravchuk, P. A., & Yakovlev, D. G. 2014, *PhRvC*, 89, 015802, doi: [10.1103/PhysRevC.89.015802](https://doi.org/10.1103/PhysRevC.89.015802)
- Kullmann, I., Goriely, S., Just, O., et al. 2022, *MNRAS*, 510, 2804, doi: [10.1093/mnras/stab3393](https://doi.org/10.1093/mnras/stab3393)
- Kullmann, I., Goriely, S., Just, O., Bauswein, A., & Janka, H. T. 2023, *MNRAS*, 523, 2551, doi: [10.1093/mnras/stad1458](https://doi.org/10.1093/mnras/stad1458)
- Kushnir, D., Waxman, E., & Chugunov, A. I. 2019, *MNRAS*, 486, 449, doi: [10.1093/mnras/stz904](https://doi.org/10.1093/mnras/stz904)
- Lach, F., Callan, F. P., Bubeck, D., et al. 2022, *A&A*, 658, A179, doi: [10.1051/0004-6361/202141453](https://doi.org/10.1051/0004-6361/202141453)
- Langanke, K., & Kolbe, E. 2002, *Atomic Data and Nuclear Data Tables*, 82, 191, doi: [10.1006/adnd.2002.0883](https://doi.org/10.1006/adnd.2002.0883)
- Langanke, K., & Martínez-Pinedo, G. 2001, *Atomic Data and Nuclear Data Tables*, 79, 1, doi: [10.1006/adnd.2001.0865](https://doi.org/10.1006/adnd.2001.0865)
- Leung, S.-C., & Nomoto, K. 2018, *ApJ*, 861, 143, doi: [10.3847/1538-4357/aac2df](https://doi.org/10.3847/1538-4357/aac2df)
- Leung, S.-C., Nomoto, K., & Suzuki, T. 2020, *ApJ*, 889, 34, doi: [10.3847/1538-4357/ab5d2f](https://doi.org/10.3847/1538-4357/ab5d2f)

- Limongi, M., & Chieffi, A. 2018, *ApJS*, 237, 13, doi: [10.3847/1538-4365/aacb24](https://doi.org/10.3847/1538-4365/aacb24)
- Lippuner, J., Fernández, R., Roberts, L. F., et al. 2017, *MNRAS*, 472, 904, doi: [10.1093/mnras/stx1987](https://doi.org/10.1093/mnras/stx1987)
- Lippuner, J., & Roberts, L. F. 2017, *ApJS*, 233, 18, doi: [10.3847/1538-4365/aa94cb](https://doi.org/10.3847/1538-4365/aa94cb)
- Livne, E., & Arnett, D. 1995, *ApJ*, 452, 62, doi: [10.1086/176279](https://doi.org/10.1086/176279)
- Longland, R., Martin, D., & José, J. 2014, *A&A*, 563, A67, doi: [10.1051/0004-6361/201321958](https://doi.org/10.1051/0004-6361/201321958)
- MacFadyen, A. I., & Woosley, S. E. 1999, *ApJ*, 524, 262, doi: [10.1086/307790](https://doi.org/10.1086/307790)
- Maeda, K., & Terada, Y. 2016, *International Journal of Modern Physics D*, 25, 1630024, doi: [10.1142/S021827181630024X](https://doi.org/10.1142/S021827181630024X)
- Maeder, A., & Meynet, G. 2012, *Rev. Mod. Phys.*, 84, 25, doi: [10.1103/RevModPhys.84.25](https://doi.org/10.1103/RevModPhys.84.25)
- Mamdouh, A., Pearson, J., Rayet, M., & Tondeur, F. 2001, 679, 337
- Marketin, T., Huther, L., & Martínez-Pinedo, G. 2016, *PhRvC*, 93, 025805, doi: [10.1103/PhysRevC.93.025805](https://doi.org/10.1103/PhysRevC.93.025805)
- Martin, D. 2017, PhD thesis, Technical University of Darmstadt, Darmstadt, Germany
- Martin, D., Perego, A., Arcones, A., et al. 2015, *ApJ*, 813, 2, doi: [10.1088/0004-637X/813/1/2](https://doi.org/10.1088/0004-637X/813/1/2)
- Martinez-Pinedo, G., Mocalj, D., Zinner, N., et al. 2007, *Prog. Part. Nucl. Phys.*, 59, 199, doi: [10.1016/j.ppnp.2007.01.018](https://doi.org/10.1016/j.ppnp.2007.01.018)
- McLaughlin, G. C., & Surman, R. 2005, *NuPhA*, 758, 189, doi: [10.1016/j.nuclphysa.2005.05.036](https://doi.org/10.1016/j.nuclphysa.2005.05.036)
- Meakin, C. A., Seitzzahl, I., Townsley, D., et al. 2009, *ApJ*, 693, 1188, doi: [10.1088/0004-637X/693/2/1188](https://doi.org/10.1088/0004-637X/693/2/1188)
- Meisel, Z., George, S., Ahn, S., et al. 2020, *PhRvC*, 101, 052801, doi: [10.1103/PhysRevC.101.052801](https://doi.org/10.1103/PhysRevC.101.052801)
- Mendoza-Temis, J. d. J., Wu, M.-R., Langanke, K., et al. 2015, *PhRvC*, 92, 055805, doi: [10.1103/PhysRevC.92.055805](https://doi.org/10.1103/PhysRevC.92.055805)
- Meyer, B. S., & Adams, D. C. 2007, *Meteoritics and Planetary Science Supplement*, 42, 5215
- Mihalas, D. 1999, *Foundations of radiation hydrodynamics*, Dover Books on Physics (Mineola, NY: Dover Publications)
- Miller, J. M., Sprouse, T. M., Fryer, C. L., et al. 2020, *ApJ*, 902, 66, doi: [10.3847/1538-4357/abb4e3](https://doi.org/10.3847/1538-4357/abb4e3)
- Mirizzi, A., Tamborra, I., Janka, H. T., et al. 2016, *Nuovo Cimento Rivista Serie*, 39, 1, doi: [10.1393/ncr/i2016-10120-8](https://doi.org/10.1393/ncr/i2016-10120-8)
- Möller, P., Mumpower, M. R., Kawano, T., & Myers, W. D. 2019, *Atomic Data and Nuclear Data Tables*, 125, 1, doi: [10.1016/j.adt.2018.03.003](https://doi.org/10.1016/j.adt.2018.03.003)
- Möller, P., Sierk, A. J., Ichikawa, T., Iwamoto, A., & Mumpower, M. 2015, *PhRvC*, 91, 024310, doi: [10.1103/PhysRevC.91.024310](https://doi.org/10.1103/PhysRevC.91.024310)
- More, J. J., Garbow, B. S., & Hillstrom, K. E. 1980, *User guide for MINPACK-1. [In FORTRAN]*, Tech. rep., Argonne National Lab., doi: [10.2172/6997568](https://doi.org/10.2172/6997568)
- Moscato, J., de Souza, R. S., Coc, A., & Iliadis, C. 2021, *ApJ*, 923, 49, doi: [10.3847/1538-4357/ac1db0](https://doi.org/10.3847/1538-4357/ac1db0)
- Mossa, V., Stöckel, K., Cavanna, F., et al. 2020, *Nature*, 587, 210, doi: [10.1038/s41586-020-2878-4](https://doi.org/10.1038/s41586-020-2878-4)
- Mösta, P., Roberts, L. F., Halevi, G., et al. 2018, *ApJ*, 864, 171, doi: [10.3847/1538-4357/aad6ec](https://doi.org/10.3847/1538-4357/aad6ec)
- Mueller, E. 1986, *A&A*, 162, 103
- Mueller, E., & Arnett, W. D. 1986, *ApJ*, 307, 619, doi: [10.1086/164448](https://doi.org/10.1086/164448)
- Müller, B. 2016, *PASA*, 33, e048, doi: [10.1017/pasa.2016.40](https://doi.org/10.1017/pasa.2016.40)
- , 2020, *Living Rev. Comput. Astrophys.*, 6, 3, doi: [10.1007/s41115-020-0008-5](https://doi.org/10.1007/s41115-020-0008-5)
- Mumpower, M. R., Jaffke, P., Verriere, M., & Randrup, J. 2020, *PhRvC*, 101, 054607, doi: [10.1103/PhysRevC.101.054607](https://doi.org/10.1103/PhysRevC.101.054607)
- Mumpower, M. R., Kawano, T., Sprouse, T. M., et al. 2018, *ApJ*, 869, 14, doi: [10.3847/1538-4357/aaeaca](https://doi.org/10.3847/1538-4357/aaeaca)
- Myers, W. D., & Świątecki, W. J. 1999, 60, 014606, doi: [10.1103/PhysRevC.60.014606](https://doi.org/10.1103/PhysRevC.60.014606)
- Nadyozhin, D. K., & Deputovich, A. Y. 2002, *A&A*, 386, 711, doi: [10.1051/0004-6361:20011844](https://doi.org/10.1051/0004-6361:20011844)
- Nagataki, S., Hashimoto, M.-a., Sato, K., & Yamada, S. 1997, *ApJ*, 486, 1026, doi: [10.1086/304565](https://doi.org/10.1086/304565)
- Nakamura, K., Takiwaki, T., Kotake, K., & Nishimura, N. 2014, *ApJ*, 782, 91, doi: [10.1088/0004-637X/782/2/91](https://doi.org/10.1088/0004-637X/782/2/91)
- Navó, G., Reichert, M., Obergaulinger, M., & Arcones, A. 2023, *ApJ*, 951, 112, doi: [10.3847/1538-4357/acd640](https://doi.org/10.3847/1538-4357/acd640)
- Nishimura, N., Hirschi, R., Rauscher, T., St. J. Murphy, A., & Cescutti, G. 2017a, *MNRAS*, 469, 1752, doi: [10.1093/mnras/stx696](https://doi.org/10.1093/mnras/stx696)
- Nishimura, N., Sawai, H., Takiwaki, T., Yamada, S., & Thielemann, F.-K. 2017b, *ApJL*, 836, L21, doi: [10.3847/2041-8213/aa5dee](https://doi.org/10.3847/2041-8213/aa5dee)
- Nishimura, N., Takiwaki, T., & Thielemann, F.-K. 2015, *ApJ*, 810, 109, doi: [10.1088/0004-637X/810/2/109](https://doi.org/10.1088/0004-637X/810/2/109)
- Nishimura, S., Kotake, K., Hashimoto, M.-a., et al. 2006, *ApJ*, 642, 410, doi: [10.1086/500786](https://doi.org/10.1086/500786)
- Nomoto, K., Thielemann, F.-K., & Miyaji, S. 1985, *A&A*, 149, 239
- Nomoto, K., Thielemann, F.-K., & Yokoi, K. 1984, *ApJ*, 286, 644, doi: [10.1086/162639](https://doi.org/10.1086/162639)
- Obergaulinger, M., & Aloy, M. Á. 2017, *MNRAS*, 469, L43, doi: [10.1093/mnras/rlx046](https://doi.org/10.1093/mnras/rlx046)
- , 2021, *MNRAS*, 503, 4942, doi: [10.1093/mnras/stab295](https://doi.org/10.1093/mnras/stab295)
- Oda, T., Hino, M., Muto, K., Takahara, M., & Sato, K. 1994, *Atomic Data and Nuclear Data Tables*, 56, 231, doi: [10.1006/adnd.1994.1007](https://doi.org/10.1006/adnd.1994.1007)
- Olive, K. A., Schramm, D. N., Steigman, G., & Walker, T. P. 1990, *PhRvB*, 236, 454, doi: [10.1016/0370-2693\(90\)90382-G](https://doi.org/10.1016/0370-2693(90)90382-G)
- Otsuki, K., Mathews, G. J., & Kajino, T. 2003, *NewA*, 8, 767, doi: [10.1016/S1384-1076\(03\)00065-4](https://doi.org/10.1016/S1384-1076(03)00065-4)
- Otsuki, K., Tagoshi, H., Kajino, T., & Wanajo, S.-y. 2000, *ApJ*, 533, 424, doi: [10.1086/308632](https://doi.org/10.1086/308632)

- Pakmor, R., Kromer, M., Taubenberger, S., & Springel, V. 2013, *ApJL*, 770, L8, doi: [10.1088/2041-8205/770/1/L8](https://doi.org/10.1088/2041-8205/770/1/L8)
- Panov, I. V., Freiburghaus, C., & Thielemann, F. K. 2001, *NuPhA*, 688, 587, doi: [10.1016/S0375-9474\(01\)00797-7](https://doi.org/10.1016/S0375-9474(01)00797-7)
- Panov, I. V., Kolbe, E., Pfeiffer, B., et al. 2005, *Nuclear Physics A*, 747, 633, doi: [10.1016/j.nuclphysa.2004.09.115](https://doi.org/10.1016/j.nuclphysa.2004.09.115)
- Panov, I. V., Korneev, I. Y., Rauscher, T., et al. 2010, *A&A*, 513, A61, doi: [10.1051/0004-6361/200911967](https://doi.org/10.1051/0004-6361/200911967)
- Paxton, B., Marchant, P., Schwab, J., et al. 2015, *ApJS*, 220, 15, doi: [10.1088/0067-0049/220/1/15](https://doi.org/10.1088/0067-0049/220/1/15)
- Peebles, P. J. E. 1966, *ApJ*, 146, 542, doi: [10.1086/148918](https://doi.org/10.1086/148918)
- Perego, A., Hempel, M., Fröhlich, C., et al. 2015, *ApJ*, 806, 275, doi: [10.1088/0004-637X/806/2/275](https://doi.org/10.1088/0004-637X/806/2/275)
- Perego, A., Rosswog, S., Cabezón, R. M., et al. 2014, *MNRAS*, 443, 3134, doi: [10.1093/mnras/stu1352](https://doi.org/10.1093/mnras/stu1352)
- Petermann, I., Langanke, K., Martínez-Pinedo, G., et al. 2012, *European Physical Journal A*, 48, 122, doi: [10.1140/epja/i2012-12122-6](https://doi.org/10.1140/epja/i2012-12122-6)
- Piessens, R., de Doncker-Kapenga, E., & Ueberhuber, C. W. 1983, *Quadpack*. A subroutine package for automatic integration
- Pignatari, M., & Hirschi, R. 2022, *Weak s-process*, 1.1.1, Zenodo, doi: [10.5281/zenodo.6474728](https://doi.org/10.5281/zenodo.6474728)
- Piran, T., Nakar, E., & Rosswog, S. 2013, *MNRAS*, 430, 2121, doi: [10.1093/mnras/stt037](https://doi.org/10.1093/mnras/stt037)
- Pitrou, C., Coc, A., Uzan, J.-P., & Vangioni, E. 2018, *PhR*, 754, 1, doi: [10.1016/j.physrep.2018.04.005](https://doi.org/10.1016/j.physrep.2018.04.005)
- . 2021, *MNRAS*, 502, 2474, doi: [10.1093/mnras/stab135](https://doi.org/10.1093/mnras/stab135)
- Planck Collaboration, Ade, P. A. R., Aghanim, N., et al. 2016, *A&A*, 594, A13, doi: [10.1051/0004-6361/201525830](https://doi.org/10.1051/0004-6361/201525830)
- Plewa, T., & Müller, E. 1999, *A&A*, 342, 179, <https://arxiv.org/abs/astro-ph/9807241>
- Potekhin, A. Y., & Chabrier, G. 2000, *Phys. Rev. E*, 62, 8554, doi: [10.1103/PhysRevE.62.8554](https://doi.org/10.1103/PhysRevE.62.8554)
- Powell, J., Müller, B., Aguilera-Dena, D. R., & Langer, N. 2023, *MNRAS*, 522, 6070, doi: [10.1093/mnras/stad1292](https://doi.org/10.1093/mnras/stad1292)
- Pruet, J., & Fuller, G. M. 2003, *ApJS*, 149, 189, doi: [10.1086/376753](https://doi.org/10.1086/376753)
- Pruet, J., Woosley, S. E., & Hoffman, R. D. 2003, *ApJ*, 586, 1254, doi: [10.1086/367957](https://doi.org/10.1086/367957)
- Psaltis, A., Arcones, A., Montes, F., et al. 2022, *ApJ*, 935, 27, doi: [10.3847/1538-4357/ac7da7](https://doi.org/10.3847/1538-4357/ac7da7)
- Qian, Y.-Z., & Woosley, S. E. 1996, *ApJ*, 471, 331, doi: [10.1086/177973](https://doi.org/10.1086/177973)
- Radice, D., Abdikamalov, E., Ott, C. D., et al. 2018, *J. Phys. G*, 45, 053003, doi: [10.1088/1361-6471/aab872](https://doi.org/10.1088/1361-6471/aab872)
- Rauscher, T. 2003, *ApJS*, 147, 403, doi: [10.1086/375733](https://doi.org/10.1086/375733)
- . 2020, *Essentials of Nucleosynthesis and Theoretical Nuclear Astrophysics*, doi: [10.1088/2514-3433/ab8737](https://doi.org/10.1088/2514-3433/ab8737)
- . 2022, *European Physical Journal A*, 58, 214, doi: [10.1140/epja/s10050-022-00866-9](https://doi.org/10.1140/epja/s10050-022-00866-9)
- Rauscher, T., & Thielemann, F.-K. 2000, *At Data Nucl. Data Tables*, 75, 1, doi: [10.1006/adnd.2000.0834](https://doi.org/10.1006/adnd.2000.0834)
- Reichert, M. 2021, PhD thesis, Technische Universität, Darmstadt, doi: <https://doi.org/10.12921/tuprints-00014198>
- Reichert, M., Obergaulinger, M., Aloy, M. Á., et al. 2023, *MNRAS*, 518, 1557, doi: [10.1093/mnras/stac3185](https://doi.org/10.1093/mnras/stac3185)
- Reichert, M., Obergaulinger, M., Eichler, M., Aloy, M. Á., & Arcones, A. 2021, *MNRAS*, 501, 5733, doi: [10.1093/mnras/stab029](https://doi.org/10.1093/mnras/stab029)
- Reichert, M., Winteler, C., Korobkin, O., et al. 2023, *WinNet: v1.0.1*, Zenodo, doi: [10.5281/zenodo.8220549](https://doi.org/10.5281/zenodo.8220549)
- Rembges, F., Freiburghaus, C., Rauscher, T., et al. 1997, *ApJ*, 484, 412, doi: [10.1086/304300](https://doi.org/10.1086/304300)
- Romano, D., Tosi, M., Matteucci, F., & Chiappini, C. 2003, *MNRAS*, 346, 295, doi: [10.1046/j.1365-2966.2003.07083.x](https://doi.org/10.1046/j.1365-2966.2003.07083.x)
- Röpke, F. K., & Sim, S. A. 2018, *Space Sci. Rev.*, 214, 72, doi: [10.1007/s11214-018-0503-8](https://doi.org/10.1007/s11214-018-0503-8)
- Röpke, F. K., Kromer, M., Seitenzahl, I. R., et al. 2012, *ApJL*, 750, L19, doi: [10.1088/2041-8205/750/1/L19](https://doi.org/10.1088/2041-8205/750/1/L19)
- Rosswog, S. 2013, *Philosophical Transactions of the Royal Society of London Series A*, 371, 20272, doi: [10.1098/rsta.2012.0272](https://doi.org/10.1098/rsta.2012.0272)
- Rosswog, S., & Korobkin, O. 2022, *Annalen der Physik*, n/a, 2200306, doi: <https://doi.org/10.1002/andp.202200306>
- Rosswog, S., Piran, T., & Nakar, E. 2013, *MNRAS*, 430, 2585, doi: [10.1093/mnras/sts708](https://doi.org/10.1093/mnras/sts708)
- Ryan, S. G., Beers, T. C., Olive, K. A., Fields, B. D., & Norris, J. E. 2000, *ApJL*, 530, L57, doi: [10.1086/312492](https://doi.org/10.1086/312492)
- Sahu, B., & Bhoi, S. 2016, *PhRvC*, 93, 044301, doi: [10.1103/PhysRevC.93.044301](https://doi.org/10.1103/PhysRevC.93.044301)
- Sallaska, A. L., Iliadis, C., Champagne, A. E., et al. 2013, *ApJS*, 207, 18, doi: [10.1088/0067-0049/207/1/18](https://doi.org/10.1088/0067-0049/207/1/18)
- Salpeter, E. E. 1954, *Australian Journal of Physics*, 7, 373, doi: [10.1071/PH540373](https://doi.org/10.1071/PH540373)
- Salpeter, E. E., & van Horn, H. M. 1969, *ApJ*, 155, 183, doi: [10.1086/149858](https://doi.org/10.1086/149858)
- Sandoval, M. A., Hix, W. R., Messer, O. E. B., Lentz, E. J., & Harris, J. A. 2021, *ApJ*, 921, 113, doi: [10.3847/1538-4357/ac1d49](https://doi.org/10.3847/1538-4357/ac1d49)
- Schatz, H. 2022, priv. communication
- Schatz, H., Toenjes, R., Pfeiffer, B., et al. 2002, *ApJ*, 579, 626, doi: [10.1086/342939](https://doi.org/10.1086/342939)
- Schatz, H., Aprahamian, A., Goerres, J., et al. 1998, *PhR*, 294, 167, doi: [10.1016/S0370-1573\(97\)00048-3](https://doi.org/10.1016/S0370-1573(97)00048-3)
- Schatz, H., Aprahamian, A., Barnard, V., et al. 2001, *NuPhA*, 688, 150, doi: [10.1016/S0375-9474\(01\)00688-1](https://doi.org/10.1016/S0375-9474(01)00688-1)
- Schenk, O., & Gärtner, K. 2004, *Future Gener. Comput. Syst.*, 20, 475, doi: [10.1016/j.future.2003.07.011](https://doi.org/10.1016/j.future.2003.07.011)
- Seitenzahl, I. R., Röpke, F. K., Fink, M., & Pakmor, R. 2010, *MNRAS*, 407, 2297, doi: [10.1111/j.1365-2966.2010.17106.x](https://doi.org/10.1111/j.1365-2966.2010.17106.x)

- Shen, K. J., Boubert, D., Gänsicke, B. T., et al. 2018, *ApJ*, 865, 15, doi: [10.3847/1538-4357/aaad55b](https://doi.org/10.3847/1538-4357/aaad55b)
- Siegel, D. M., Barnes, J., & Metzger, B. D. 2019, *Nature*, 569, 241, doi: [10.1038/s41586-019-1136-0](https://doi.org/10.1038/s41586-019-1136-0)
- Sieverding, A., Langanke, K., Martínez-Pinedo, G., et al. 2019, *ApJ*, 876, 151, doi: [10.3847/1538-4357/ab17e2](https://doi.org/10.3847/1538-4357/ab17e2)
- Sieverding, A., Martínez-Pinedo, G., Huther, L., Langanke, K., & Heger, A. 2018, *ApJ*, 865, 143, doi: [10.3847/1538-4357/aadd48](https://doi.org/10.3847/1538-4357/aadd48)
- Sieverding, A., Waldrop, P. G., Harris, J. A., et al. 2023, *ApJ*, 950, 34, doi: [10.3847/1538-4357/acc8d1](https://doi.org/10.3847/1538-4357/acc8d1)
- Smith, A. I., Johnson, E. T., Chen, Z., et al. 2023, *ApJ*, 947, 65, doi: [10.3847/1538-4357/acbaff](https://doi.org/10.3847/1538-4357/acbaff)
- Smith, M. S., Kawano, L. H., & Malaney, R. A. 1993, *ApJS*, 85, 219, doi: [10.1086/191763](https://doi.org/10.1086/191763)
- Sobiczewski, A., Patyk, Z., & Ćwiok, S. 1989, *Physics Letters B*, 224, 1, doi: [10.1016/0370-2693\(89\)91038-1](https://doi.org/10.1016/0370-2693(89)91038-1)
- Sprouse, T. M., Mumpower, M. R., & Surman, R. 2021, *PhRvC*, 104, 015803, doi: [10.1103/PhysRevC.104.015803](https://doi.org/10.1103/PhysRevC.104.015803)
- Sukhbold, T., Ertl, T., Woosley, S. E., Brown, J. M., & Janka, H.-T. 2016, *ApJ*, 821, 38, doi: [10.3847/0004-637X/821/1/38](https://doi.org/10.3847/0004-637X/821/1/38)
- Surman, R., & McLaughlin, G. C. 2004, *ApJ*, 603, 611, doi: [10.1086/381672](https://doi.org/10.1086/381672)
- Suzuki, T., Toki, H., & Nomoto, K. 2016, *ApJ*, 817, 163, doi: [10.3847/0004-637X/817/2/163](https://doi.org/10.3847/0004-637X/817/2/163)
- Tamborra, I., Müller, B., Hüdepohl, L., Janka, H.-T., & Raffelt, G. 2012, *PhRvD*, 86, 125031, doi: [10.1103/PhysRevD.86.125031](https://doi.org/10.1103/PhysRevD.86.125031)
- Thielemann, F. K. 1980, PhD thesis, -
- Thielemann, F. K., Arnould, M., & Hillebrandt, W. 1979, *A&A*, 74, 175
- Thielemann, F.-K., Diehl, R., Heger, A., Hirschi, R., & Liebendoerfer, M. 2018a, in *Astrophysics and Space Science Library*, Vol. 453, *Astrophysics with Radioactive Isotopes*, ed. R. Diehl, D. H. Hartmann, & N. Prantzos (Cham: Springer), 173–286, doi: [10.1007/978-3-319-91929-4_4](https://doi.org/10.1007/978-3-319-91929-4_4)
- Thielemann, F.-K., Isern, J., Perego, A., & von Ballmoos, P. 2018b, *Space Sci. Rev.*, 214, 62, doi: [10.1007/s11214-018-0494-5](https://doi.org/10.1007/s11214-018-0494-5)
- Thielemann, F.-K., Nomoto, K., & Hashimoto, M.-A. 1996, *ApJ*, 460, 408, doi: [10.1086/176980](https://doi.org/10.1086/176980)
- Thielemann, F.-K., Nomoto, K., & Yokoi, K. 1986, *A&A*, 158, 17
- Thompson, T. A., Burrows, A., & Meyer, B. S. 2001, *ApJ*, 562, 887, doi: [10.1086/323861](https://doi.org/10.1086/323861)
- Tiesinga, E., Mohr, P. J., Newell, D. B., & Taylor, B. N. 2021, *Reviews of Modern Physics*, 93, 025010, doi: [10.1103/RevModPhys.93.025010](https://doi.org/10.1103/RevModPhys.93.025010)
- Timmes, F. X. 1999, *ApJS*, 124, 241, doi: [10.1086/313257](https://doi.org/10.1086/313257)
- Timmes, F. X., & Arnett, D. 1999, *ApJS*, 125, 277, doi: [10.1086/313271](https://doi.org/10.1086/313271)
- Timmes, F. X., Hoffman, R. D., & Woosley, S. E. 2000, *ApJS*, 129, 377, doi: [10.1086/313407](https://doi.org/10.1086/313407)
- Truran, J. W., Arnett, W. D., & Cameron, A. G. W. 1967, *Canadian Journal of Physics*, 45, 2315, doi: [10.1139/p67-184](https://doi.org/10.1139/p67-184)
- Truran, J. W., Cameron, A. G. W., & Gilbert, A. 1966a, *Canadian Journal of Physics*, 44, 563, doi: [10.1139/p66-049](https://doi.org/10.1139/p66-049)
- Truran, J. W., Hansen, C. J., Cameron, A. G. W., & Gilbert, A. 1966b, *Canadian Journal of Physics*, 44, 151, doi: [10.1139/p66-011](https://doi.org/10.1139/p66-011)
- Vartanyan, D., Coleman, M. S. B., & Burrows, A. 2022, *MNRAS*, 510, 4689, doi: [10.1093/mnras/stab3702](https://doi.org/10.1093/mnras/stab3702)
- Vasini, A., Matteucci, F., & Spitoni, E. 2022, *MNRAS*, 517, 4256, doi: [10.1093/mnras/stac2981](https://doi.org/10.1093/mnras/stac2981)
- Vassh, N., Vogt, R., Surman, R., et al. 2019, *Journal of Physics G Nuclear Physics*, 46, 065202, doi: [10.1088/1361-6471/ab0bea](https://doi.org/10.1088/1361-6471/ab0bea)
- Viola, V., & Seaborg, G. 1966, *Journal of Inorganic and Nuclear Chemistry*, 28, 741, doi: [https://doi.org/10.1016/0022-1902\(66\)80412-8](https://doi.org/10.1016/0022-1902(66)80412-8)
- Virtanen, P., Gommers, R., Oliphant, T. E., et al. 2020, *Nature Methods*, 17, 261, doi: [10.1038/s41592-019-0686-2](https://doi.org/10.1038/s41592-019-0686-2)
- Vonlanthen, P., Rauscher, T., Winteler, C., et al. 2009, *A&A*, 503, 47, doi: [10.1051/0004-6361/200811297](https://doi.org/10.1051/0004-6361/200811297)
- Wagoner, R. V., Fowler, W. A., & Hoyle, F. 1967, *ApJ*, 148, 3, doi: [10.1086/149126](https://doi.org/10.1086/149126)
- Walker, T. P., Steigman, G., Schramm, D. N., Olive, K. A., & Kang, H.-S. 1991, *ApJ*, 376, 51, doi: [10.1086/170255](https://doi.org/10.1086/170255)
- Wanajo, S., Hirai, Y., & Prantzos, N. 2021, *MNRAS*, 505, 5862, doi: [10.1093/mnras/stab1655](https://doi.org/10.1093/mnras/stab1655)
- Wanajo, S., Kajino, T., Mathews, G. J., & Otsuki, K. 2001, *ApJ*, 554, 578, doi: [10.1086/321339](https://doi.org/10.1086/321339)
- Wanajo, S., Müller, B., Janka, H.-T., & Heger, A. 2018, *ApJ*, 852, 40, doi: [10.3847/1538-4357/aa9d97](https://doi.org/10.3847/1538-4357/aa9d97)
- Wiescher, M., Gorres, J., Thielemann, F.-K., & Ritter, H. 1986, *A&A*, 160, 56
- Winteler, C. 2012, PhD thesis, The University of Basel, Basel, Switzerland
- Winteler, C., Käppeli, R., Perego, A., et al. 2012, *ApJL*, 750, L22, doi: [10.1088/2041-8205/750/1/L22](https://doi.org/10.1088/2041-8205/750/1/L22)
- Witt, M., Psaltis, A., Yasin, H., et al. 2021, *ApJ*, 921, 19, doi: [10.3847/1538-4357/ac1a6d](https://doi.org/10.3847/1538-4357/ac1a6d)
- Woosley, S. E., Arnett, W. D., & Clayton, D. D. 1973, *ApJS*, 26, 231, doi: [10.1086/190282](https://doi.org/10.1086/190282)
- Woosley, S. E., & Heger, A. 2006, *ApJ*, 637, 914, doi: [10.1086/498500](https://doi.org/10.1086/498500)
- Woosley, S. E., Heger, A., & Weaver, T. A. 2002, *Reviews of Modern Physics*, 74, 1015, doi: [10.1103/RevModPhys.74.1015](https://doi.org/10.1103/RevModPhys.74.1015)
- Woosley, S. E., Taam, R. E., & Weaver, T. A. 1986, *ApJ*, 301, 601, doi: [10.1086/163926](https://doi.org/10.1086/163926)
- Woosley, S. E., & Weaver, T. A. 1995, *ApJS*, 101, 181, doi: [10.1086/192237](https://doi.org/10.1086/192237)

Wu, M.-R., Barnes, J., Martínez-Pinedo, G., & Metzger, B. D. 2019, *PhRvL*, 122, 062701, doi: [10.1103/PhysRevLett.122.062701](https://doi.org/10.1103/PhysRevLett.122.062701)

Wu, M.-R., Fernández, R., Martínez-Pinedo, G., & Metzger, B. D. 2016, *MNRAS*, 463, 2323, doi: [10.1093/mnras/stw2156](https://doi.org/10.1093/mnras/stw2156)

Xu, Y., Takahashi, K., Goriely, S., et al. 2013, *NuPhA*, 918, 61, doi: [10.1016/j.nuclphysa.2013.09.007](https://doi.org/10.1016/j.nuclphysa.2013.09.007)

Yakovlev, D. G., Gasques, L. R., Afanasjev, A. V., Beard, M., & Wiescher, M. 2006, *Phys. Rev. C*, 74, 035803, doi: [10.1103/PhysRevC.74.035803](https://doi.org/10.1103/PhysRevC.74.035803)

Yakovlev, D. G., & Shalybkov, D. A. 1989, *Astrophys. Space Phys. Res.*, 7, 311

Yang, J., Turner, M. S., Steigman, G., Schramm, D. N., & Olive, K. A. 1984, *ApJ*, 281, 493, doi: [10.1086/162123](https://doi.org/10.1086/162123)

Zenati, Y., Siegel, D. M., Metzger, B. D., & Perets, H. B. 2020, *MNRAS*, 499, 4097, doi: [10.1093/mnras/staa3002](https://doi.org/10.1093/mnras/staa3002)

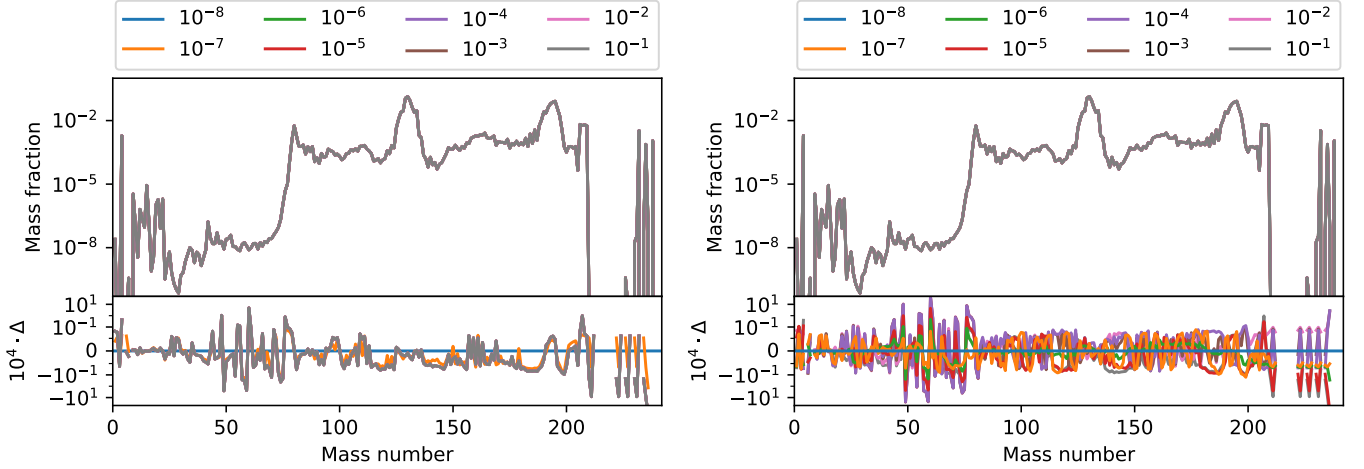


Figure 23. Left plot: calculation using the implicit Euler integration scheme using the Newton-Raphson convergence criteria that is based on baryon conservation (Eq. (54)) and different values of ϵ_{NR} . Right plot: the same, but using an alternative convergence criteria of the Newton-Raphson $|\max(\vec{x}^{k+1}, \vec{x}^k)/\min(\vec{x}^{k+1}, \vec{x}^k) - 1| < \epsilon_{\text{NR}}$. The lower panels show the deviation defined as $\Delta = 1 - \frac{X_1}{X_2}$, using the most restrictive parameters as reference (X_1).

APPENDIX

A. CODE CONVERGENCE

The accuracy of the nucleosynthesis results not only depends on the nuclear input, but also on numerical parameters. In the following, we investigate in more detail the latter error. For this we use a neutron-rich trajectory from an MR-SNe of the simulations of [Winteler et al. \(2012\)](#). We use reactions from the Jina ReaLib ([Cyburt et al. 2010](#)) with additional α -decays from the Viola-Seaborg formula, theoretical weak rates from [Langanke & Martínez-Pinedo \(2001\)](#) that we exchange with experimental reaction rates at 10^{-1} GK. Fission rates have been used as described in Section 4.2.7 with the fragment distribution of [Panov et al. \(2001\)](#).

First we will investigate different values of ϵ_{NR} for the convergence criterion of the root-finding algorithm within the implicit Euler method (Eq. (54)). As default in WINNET, we perform at least two root-finding iterations. To avoid a re-adjustment to smaller and smaller time steps due to a not converged root-finding (see Fig. 3), we set the maximum amount of allowed root-finding iterations to a large value of 1000.

The final mass fractions of all runs are shown in the upper-left panel of Fig. 23, the difference is defined by $\Delta = 1 - \frac{X_1}{X_2}$, where we took X_1 as mass fractions from the run with $\epsilon_{\text{NR}} = 10^{-8}$. This is shown in the lower-left panel of Fig. 23. The maximum deviation is of the order of $\sim 0.1\%$. Interestingly, it is the iron region that is prone to errors. This part of enhanced errors vanishes completely when not using theoretical weak rates. These rates depend on temperatures as well as densities and can therefore be more challenging to integrate. For values $\epsilon_{\text{NR}} > 10^{-7}$, there is no difference visible. This is due to the fact that the mass for these precisions is already conserved within the minimum of two Newton-Raphson iterations.

An alternative convergence criteria of the Newton-Raphson that is not based on baryon conservation is $|\max(\vec{x}^{k+1}, \vec{x}^k)/\min(\vec{x}^{k+1}, \vec{x}^k) - 1| < \epsilon_{\text{NR}}$ for $\vec{x}^{k+1} > 10^{-10}$. In other words, every abundance should be converged within a given percentage. The result for this convergence criteria is shown in the right panels of Fig. 23. Again, the difference between the most restrictive case and the least restrictive one is of the order of $\sim 0.1\%$, but the parameter has a much more direct impact on the accuracy. The most restrictive scenarios of both convergence criteria agree even within $\sim 0.01\%$ which demonstrates that both criteria can be used interchangeably, and we therefore only include the criterion that is based on baryon conservation, as it has a better performance.

All previous calculations were done with the same time step factor of $\epsilon_{\text{Euler}} = 0.1$ (Eq. (57)). We reduced this factor and tested values of 5×10^{-2} , 1×10^{-2} , and 5×10^{-3} . As shown in the left panels of Fig. 24, the abundances are converged within $\sim 10\%$.

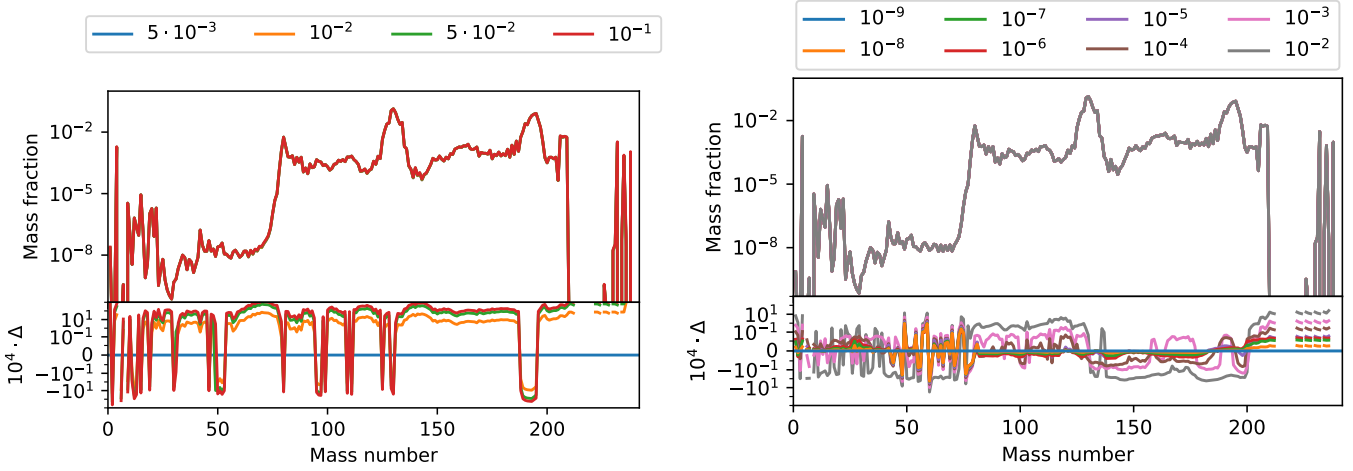


Figure 24. Left plot: calculation using the implicit Euler integration scheme using different time steps by varying ϵ_{Euler} (Eq. (57)). Right plot: the same, but using the Gear solver with different time steps by varying ϵ_{Gear} . The lower panels show the deviation defined as $\Delta = 1 - \frac{X_i}{X_1}$, using the most restrictive parameters as reference (X_1).

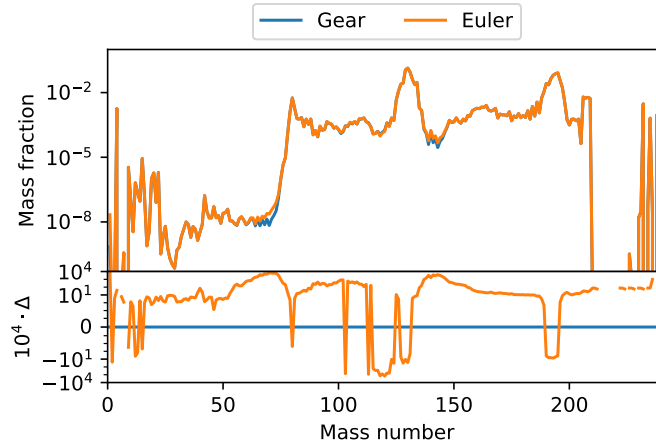


Figure 25. Comparison of a calculation using the implicit Euler method with $\epsilon_{\text{Euler}} = 5 \times 10^{-3}$ and a calculation using Gear's method with $\epsilon_{\text{Gear}} = 10^{-9}$. We note that the Gear solver in the lower panel is a horizontal line by definition.

In practice, it is not feasible to use a factor of $\epsilon_{\text{Euler}} = 5 \times 10^{-3}$ when calculating many trajectories (c.f., ~ 3000 versus ~ 60000 time steps for $\epsilon_{\text{Euler}} = 10^{-1}$ and $\epsilon_{\text{Euler}} = 5 \times 10^{-3}$, respectively).

The Gear integration method, on the other hand, estimates the time step in a more sophisticated way, based on integration errors. This error is controlled by ϵ_{Gear} (Eq. (70)). When reducing ϵ_{Gear} , one directly controls the numerical error (right panels of Fig. 24). The error can be reduced to an almost arbitrary precision, and for all calculated runs it lies within an astonishing precision of $\sim 0.1\%$.

Finally, it is interesting to compare the most precise calculation using the Gear solver ($\epsilon_{\text{Gear}} = 10^{-9}$) with the most precise calculation using the implicit Euler method ($\epsilon_{\text{Euler}} = 5 \times 10^{-3}$). This comparison is shown in Fig. 25. The difference between the calculation using the Gear solver and the implicit Euler is for most parts within 10%; however some regions, i.e., around $A \sim 70$ and $A \sim 140$, are differing by a factor of ~ 2 . However, the largest deviation is visible in the abundance of protons with a factor of 30 showing that the numerical method can also have a strong impact especially on light nuclei such as neutrons, protons, and alphas.