

# Primordial Black Holes from Supercooled Phase Transitions

Yann Gouttenoire<sup>1,\*</sup> and Tomer Volansky<sup>1,†</sup>

<sup>1</sup>*School of Physics and Astronomy, Tel-Aviv University, Tel-Aviv 69978, Israel*

Cosmological first-order phase transitions (1stOPTs) are said to be strongly supercooled when the nucleation temperature is much smaller than the critical temperature. These are often encountered in theories that admit a nearly scale-invariant potential, for which the bounce action decreases only logarithmically with temperature. During supercooled 1stOPTs the equation of state of the universe undergoes a rapid and drastic change, transitioning from vacuum-domination to radiation-domination. The statistical variations in bubble nucleation histories imply that distinct causal patches percolate at slightly different times. Patches which percolate the latest undergo the longest vacuum-domination stage and as a consequence develop large over-densities triggering their collapse into primordial black holes (PBHs). We derive an analytical approximation for the probability of a patch to collapse into a PBH as a function of the 1stOPT duration,  $\beta^{-1}$ , and deduce the expected PBH abundance. We find that 1stOPTs which take more than 12% of a Hubble time to complete ( $\beta/H \lesssim 8$ ) produce observable PBHs. Their abundance is independent of the duration of the supercooling phase, in agreement with the de Sitter no hair conjecture.

## I. INTRODUCTION

Primordial black holes (PBHs) have been the object of intense research activities since the detection of gravitational waves from mergers of solar-mass black holes in 2015 [1]. The detection of black holes with sub-solar masses would be considered evidence for the gravitational collapse of large overdensities which pre-existed in the primordial plasma [2]. A variety of mechanisms have been proposed for generating such inhomogeneities, e.g. inflaton ultra slow-roll [3, 4], collapse of cosmic strings [5–8], of domain walls [9–12], of scalar condensates [13–16] or in a dissipative dark sector [17–20]. Overdensities and the formation of PBHs can also be associated with cosmological first-order phase transitions (1stOPTs) where by and large, four mechanisms have been identified: bubble collisions [21–23], matter squeezing by bubble walls [24–28], transitions to a metastable vacuum during inflation [29–32] and the collapse of delayed false vacuum patches [33–44].

In this *letter*, we revisit the last of these mechanisms and show that PBHs can be abundantly produced in the supercooling regime, e.g. when the energy density of the universe is dominated by the latent heat of a phase transition. The latent heat acts as a cosmological constant which causes the universe to inflate until the transition completes and the energy is converted into radiation once bubbles nucleate and percolate. As illustrated in Fig. 1, since bubble nucleation is a stochastic event, and since regions outside bubbles expand faster than those inside, a delayed nucleation within a causal patch would develop high curvature and collapse into a PBH. We find that any 1stOPT whose “duration”  $\beta^{-1}$  is longer than one tenth of Hubble time,

$$\beta \equiv \frac{1}{\Gamma_V} \frac{d\Gamma_V}{dt} \lesssim 8H, \quad (1)$$

produces PBHs with observational consequences. Here  $\Gamma_V \equiv \Gamma/V$  is the bubble nucleation rate per unit of volume (and hence a dimension-4 parameter). The mass of these PBHs is given by the mass inside the sound horizon, cf. Eq. (17).

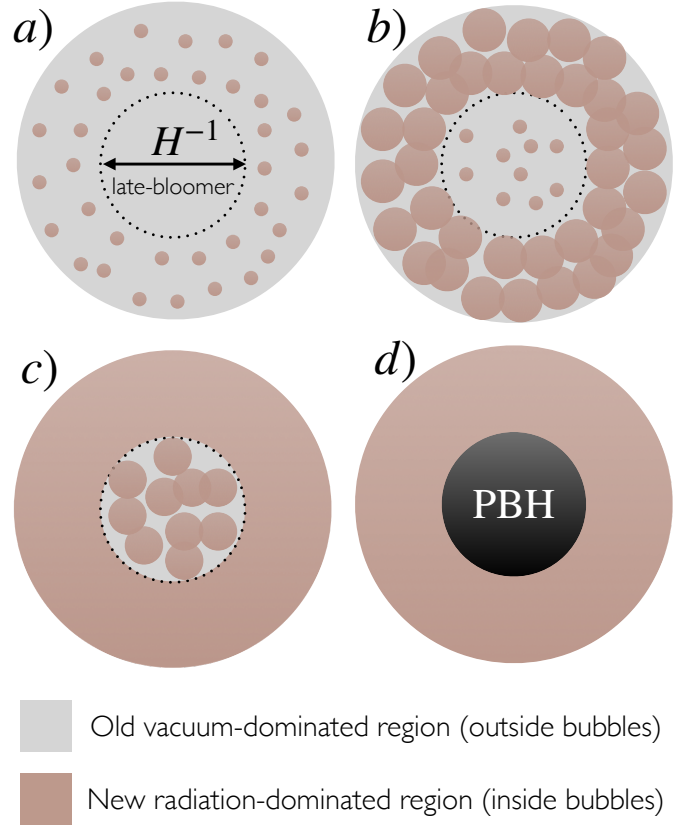


Figure 1. **The supercooled late-blooming mechanism:**

**a)** The nucleation of bubbles through quantum or thermal tunneling is a random process. Within certain causal patches – such as the one delimited with a black dotted circle and labeled “**late-bloomer**” – bubble nucleation can start later than the background. **b) and c)** In the supercooled limit, false vacuum regions in **gray** are vacuum-dominated while true vacuum regions in **brown** are energetically dominated by components which redshift like radiation (see App. B). As a result, the background is rapidly redshifting while late-bloomers admit a nearly constant energy density. **d)** This inhomogeneity in the equation of state generates a Hubble-size over-density in the radiation fluid which, above a certain threshold, collapses into a PBH.

## II. SUPERCOOLED PHASE TRANSITIONS

In App. B we argue that during a 1stOPT the universe can be viewed as composed of a vacuum component  $\rho_V$  and a radiation component  $\rho_R$ , with equation of state  $p = -\rho$  and  $p = \rho/3$ , respectively

$$\rho_{\text{tot}} = \rho_V + \rho_R. \quad (2)$$

Before being converted into radiation through percolation,  $\rho_V$  is initially given by the difference  $\Delta V$  between the false and true vacuum energy densities evaluated at zero-temperature. Bubbles nucleate around the temperature  $T_n$  given by the instantaneous criterion

$$\Gamma_V(T_n) = H^4(T_n). \quad (3)$$

We assume an exponential nucleation rate per unit of volume

$$\Gamma_V(t) = \Gamma_0 e^{\beta t} \quad \text{with} \quad \Gamma_0 = H^4(T_n) e^{-\beta t_n}, \quad (4)$$

where the expression for  $\Gamma_0$  follows from Eq. (3) and where  $t_n = -\int^{T_n} \frac{dT}{TH(T)}$  is the universe cosmic time when its temperature is  $T_n$ . We stress that Eq. (4) should be viewed as a Taylor-expansion of the bounce action around  $t_n$  at first order. Any large higher-order corrections would change our results. We introduce the temperature  $T_{\text{eq}}$  when the universe becomes vacuum-dominated

$$\frac{\pi^2}{30} g_* T_{\text{eq}}^4 \equiv \Delta V, \quad (5)$$

where  $g_*$  is the number of relativistic degrees of freedom. The ‘‘strength’’ of the 1stOPT is quantified by the latent heat parameter

$$\alpha \equiv \left. \frac{\rho_V}{\rho_R} \right|_{T=T_n} = \left( \frac{T_{\text{eq}}}{T_n} \right)^4 \equiv e^{4N_e}, \quad (6)$$

and it is said to be supercooled if  $\alpha > 1$ . When the temperature lies within the interval  $T_{\text{eq}} > T > T_n$ , the universe undergoes a short inflation period of  $N_e$  e-foldings.<sup>1</sup> The inflationary stage ends by the nucleation of bubbles followed by the expansion of their walls. Then, under the assumption of instantaneous reheating, the universe is heated back to  $T_{\text{eq}}$ , up to change in degrees of freedom.

## III. PBH FORMATION

Quantum or thermal tunneling at the origin of each bubble nucleation is a stochastic event. As a consequence, the time when bubbles percolate is a random variable whose

<sup>1</sup>The inflation stage operating during the supercooled phase transition studied in this work is a priori unrelated to the primordial inflation which explains the homogeneous and anisotropic CMB.

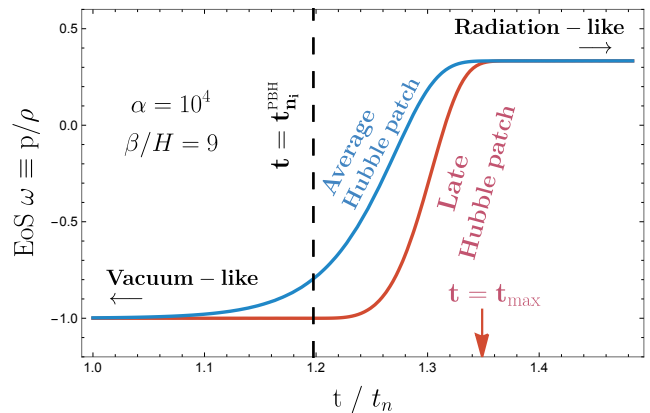


Figure 2. During a supercooled first-order PT, the universe changes from a vacuum-like equation of state (EoS) with  $\omega = -1$  to a radiation EoS with  $\omega = 1/3$ . Depending on their bubble nucleation history, distinct Hubble patches follow different EoSs. We compare the EoS of the background (**blue**) to the EoS of a late-blooming patch (**red**) inside which nucleation only starts after a critical time  $t_{n_i}^{\text{PBH}}$ . As a result, the radiation-like cooling phase of such a patch begins late with respect to the background, resulting in an over-density (see Fig. 7) which reaches a maximal density contrast at  $t_{\text{max}}$  which, if  $\delta\rho/\rho > \delta_c$ , collapses into a PBH. We use  $\omega = -(\dot{a}^2 + 2a\ddot{a})/3\dot{a}^2$  [45] with  $a(t)$  the solution of Eq. (7) for  $t_{n_i} = t_c$  (**blue**) and  $t_{n_i} = t_{n_i}^{\text{PBH}}$  (**red**) so that it just passes the threshold  $\delta\rho/\rho = \delta_c$  in Eq. (11) at  $t = t_{\text{max}}$ .

value depends on the nucleation and expansion history of the  $\simeq (\beta/H)^3/6$  bubbles in a causal patch.<sup>2</sup> As we discuss in App. B, during bubble growth, the vacuum energy  $\rho_V$  is converted into a mixture of relativistic expanding bubble walls, relativistic kinetic and thermal energy damped into the plasma and relativistic scalar waves associated with bubble collisions. These contributions all redshift like radiation  $a^{-4}$  and so we denote them by  $\rho_R$ .

The time of percolation is the time when most of the vacuum energy  $\rho_V$  has been converted into radiation  $\rho_R$ . Any delay of the percolation time in a specific causal patch necessarily generates an overdensity of  $\rho_R$  with respect to the average background. This is because this late Hubble patch is still inflating while the radiation density in its neighborhood has already started redshifting away. The time evolution of the radiation component  $\rho_R$  follows from energy-momentum conservation in the expanding universe,

$$\dot{\rho}_R(t; t_{n_i}) + 4H\rho_R(t; t_{n_i}) = -\dot{\rho}_V(t; t_{n_i}), \quad H = \sqrt{\frac{\rho_V + \rho_R}{3M_{\text{pl}}^2}}. \quad (7)$$

Here  $t_{n_i}$  is a free parameter which sets the time at which the first bubble is nucleated in a given causal patch [37]. During

<sup>2</sup>The number density  $n_b$  of bubbles grows as  $dn_b/dt = F(t; t_{n_i})\Gamma_V(t)$ , cf. Eq. (B4), where  $F$  is the false vacuum fraction defined in Eq. (9). Integration between  $-\infty$  to  $+\infty$  gives  $n_b = \beta^3/8\pi$ . We deduce the number of bubbles per Hubble patch  $n_b \times 4\pi H^{-3}/3 = (\beta/H)^3/6$ .

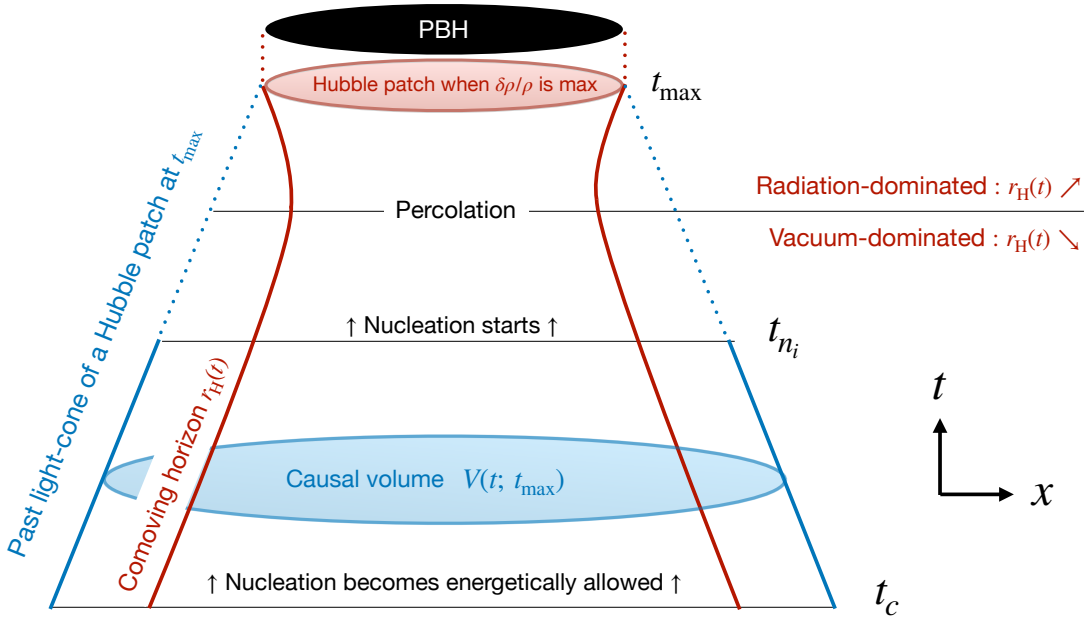


Figure 3. An illustration depicting in chronological order the various steps leading to the eventual collapse of a Hubble patch into a PBH during a supercooled PT. The comoving Hubble horizon  $r_H(t)$  shown with **red lines**, shrinks when the universe is vacuum-dominated and grows when it becomes radiation-dominated. With **blue lines** we show the trajectory of the outermost walls which would enter the Hubble volume at  $t_{\max}$  (see Eq. (C11) in App. C 1) and coincide with the past light-cone of the Hubble volume at  $t_{\max}$ . A space-like slice bounded by this light-cone has the volume  $V(t; t_{\max})$  and is shown in **shaded blue** (see Eq. (13)). The survival probability  $\mathcal{P}_{\text{surv}}(t_{n_i}; t_{\max})$  (see Eq. (12)) is the probability of having no bubbles nucleated inside  $V(t'; t_{\max})$  between  $t_c < t' < t_{n_i}$ .

bubble growth, the vacuum component  $\rho_V$  evolves as

$$\rho_V(t; t_{n_i}) = F(t; t_{n_i}) \Delta V, \quad (8)$$

where  $F(t; t_{n_i})$  is the volume fraction of remaining false vacuum at time  $t$  [46]. In App. B 1 we derive this function to find,

$$F(t; t_{n_i}) = \exp \left[ - \int_{t_{n_i}}^t dt' \Gamma_V(t') a(t')^3 \frac{4}{3} \pi r^3(t; t') \right], \quad (9)$$

where  $r(t; t')$  is the comoving radius of a bubble which nucleated at time  $t'$  and expanded at speed of light until  $t$

$$r(t; t') = \int_{t'}^t \frac{d\tilde{t}}{a(\tilde{t})}. \quad (10)$$

The above equation neglects the comoving bubble radius at nucleation. In Figs. 2 and 7 we show, using Eq. (7), the evolution of the equation of state  $\omega$  and energy densities  $\rho_R, \rho_V$  of a Hubble patch in which bubbles start nucleating later than the background. The larger  $t_{n_i}$  in Eq. (9), the later nucleation begins, and the denser with respect to the background the patch becomes after percolation. If the over-density,  $\delta(t; t_{n_i})$ , of a lately-nucleated Hubble patch with respect to the background is larger than the critical threshold [47, 48]

$$\delta(t; t_{n_i}) \equiv \frac{\rho_R^{\text{late}}(t; t_{n_i}) - \rho_R^{\text{bkg}}(t)}{\rho_R^{\text{bkg}}(t)} > \delta_c \simeq 0.45, \quad (11)$$

then this “late” Hubble patch collapses into a PBH. Here  $\rho_R^{\text{late}}(t; t_{n_i})$  denotes the radiation energy density at time  $t$ , in

a patch in which the first nucleation event occurs at a time  $t_{n_i}$ . On the other hand,  $\rho_R^{\text{bkg}}(t) \equiv \rho_R(t; t_c)$  represents the background (average) radiation energy density, where nucleation may initiate as early as the time  $t_c$  when the phase transition becomes energetically permitted.

For a given Hubble patch of radius  $H^{-1}(t = t_{\max})$  (the Hubble radius when the density contrast  $\delta(t; t_{n_i}^{\text{PBH}})$  reaches its maximum value), we introduce the probability  $\mathcal{P}_{\text{surv}}(t_{n_i}; t_{\max})$  that no nucleation occurs in the past light-cone of a Hubble patch at  $t_{\max}$  before the time  $t_{n_i}$  [37] (see App. C 1 for a derivation):

$$\mathcal{P}_{\text{surv}}(t_{n_i}; t_{\max}) = \exp \left[ - \int_{t_c}^{t_{n_i}} dt' \Gamma_V(t') a(t')^3 V(t'; t_{\max}) \right]. \quad (12)$$

$V(t'; t_{\max})$  is the space-like slice at time  $t'$  bounded by the past light-cone of a Hubble patch at  $t_{\max}$ :

$$V(t'; t_{\max}) = \frac{4\pi}{3} (r_H(t_{\max}) + r(t_{\max}; t'))^3, \quad (13)$$

with  $r_H \equiv (aH)^{-1}$  and  $r(t; t')$  defined in Eq. (10). The probability that a Hubble patch collapses into a PBH is given by

$$\mathcal{P}_{\text{coll}} \equiv \mathcal{P}_{\text{surv}}(t_{n_i}^{\text{PBH}}; t_{\max}). \quad (14)$$

where  $t_{n_i}^{\text{PBH}}$  is the minimum delay of the onset of nucleation for a Hubble patch to reach the critical threshold  $\delta_c$  in Eq. (11). We refer the reader to Fig. 3 and Fig. 6 in App. A for summaries of the different stages leading to the formation of PBHs.

## PBH from supercooled phase transitions

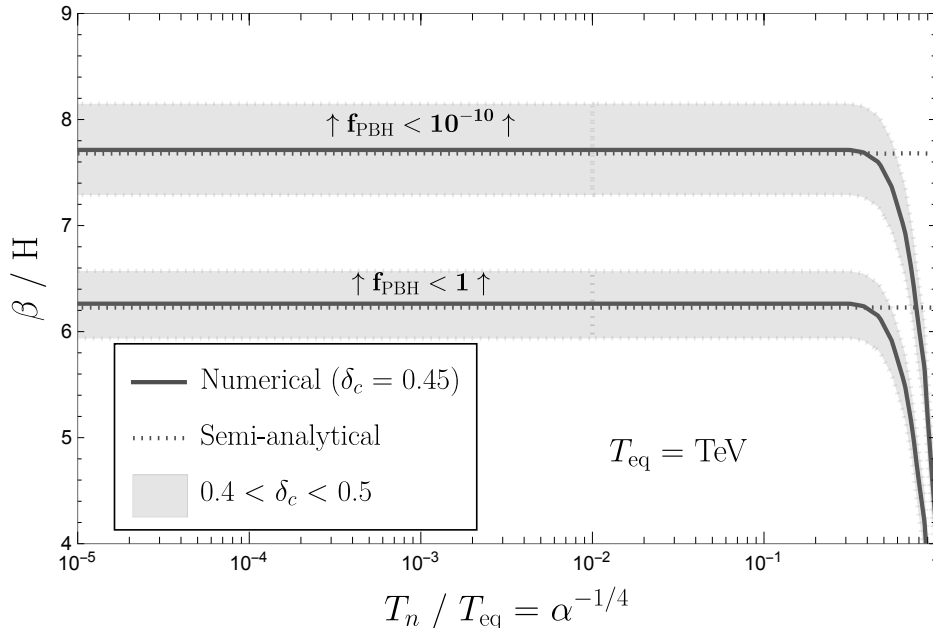


Figure 4. Predictions for the PBH density,  $f_{\text{PBH}} \equiv \rho_{\text{PBH}}/\rho_{\text{DM}}$ , in the  $\alpha^{-1/4}$ - $\beta/H$  plane. As discussed in the text,  $\alpha$  signifies the strength of the supercooled PT while  $\beta^{-1}$  encodes its duration. For sufficiently long ( $\beta \lesssim 8H$ ) and strong ( $\alpha \gtrsim 100$ ) supercooled PT, significant production of PBHs is expected due to the existence of regions in which bubble nucleation is delayed, resulting in large over-densities. The **gray bands** show the dependence of the PBHs abundance on the critical threshold  $\delta_c = \delta\rho/\rho$  above which gravitational collapse occurs. The **solid (dotted)** lines are the numerical (semi-analytical) predictions for  $f_{\text{PBH}}$  assuming  $\delta_c = 0.45$ . The PBH mass is given by the mass within the sound horizon at the time of the collapse. The temperature  $T_{\text{eq}}$  marks the beginning of the inflationary phase, during which the universe super-cools until bubbles nucleate at temperature  $T_n$ . The visible plateau associated with the asymptotic independence of the PBHs abundance on the strength of the phase transition (and hence the duration during which the universe is inflating) is a manifestation of de Sitter no hair conjecture [49].

As we show in App. C 2, in the limit  $\alpha \gtrsim 10^2$  one can approximate the collapsed fraction by the analytic formula,

$$\mathcal{P}_{\text{coll}} \simeq \exp \left[ -a \left( \frac{\beta}{H_n} \right)^b (1 + \delta_c)^c \frac{\beta}{H_n} \right], \quad (15)$$

elucidating the exponential dependence on  $\beta/H_n$  and  $\delta_c$ , where  $a \simeq 0.5646$ ,  $b \simeq 1.266$ ,  $c \simeq 0.6639$  are fitting parameters. Remarkably it is independent of the energy scale of the phase transition  $T_{\text{eq}}$  and of the duration of the supercooling stage  $N_e$  defined in Eq. (6). For  $N_e \gtrsim 1$ , the universe enters an almost pure vacuum state with no trace of the initial radiation abundance [49], which explains the absence of  $\alpha$  in Eq. (15). The fraction  $f_{\text{PBH}}$  of DM in the form of PBHs today is given by (see App. C 1):

$$f_{\text{PBH}} \simeq \left( \frac{\mathcal{P}_{\text{coll}}}{2.2 \times 10^{-8}} \right) \left( \frac{T_{\text{eq}}}{140 \text{ MeV}} \right). \quad (16)$$

In order to have 1% of the DM density in the form of PBHs, only a fraction  $\mathcal{P}_{\text{PBH}} \sim 10^{-8}$  of Hubble patches need to collapse at the QCD epoch and only  $10^{-12}$  at the TeV epoch. The mass of PBHs is given by the mass inside the sound horizon

$c_s H^{-1}$  at the time of the collapse [50]

$$M_{\text{PBH}} \simeq M_{\text{sun}} \left( \frac{20}{g_*(T_{\text{eq}})} \right)^{1/2} \left( \frac{140 \text{ MeV}}{T_{\text{eq}}} \right)^2, \quad (17)$$

where  $c_s = 1/\sqrt{3}$  was used. The regions which predict sizable PBH abundance are shown on the  $\alpha$ - $\beta$  plane in Fig. 4.

The parameter  $\beta^{-1}$  encapsulates the typical time scale associated with the variations of the nucleation times in different Hubble patches, and as such, a strong suppression of the PBH abundance is anticipated for large values of  $\beta/H$ . Conversely,  $\alpha$  encodes the amount of energy density stored in the form of vacuum energy during the phase transition and hence the production of PBHs becomes inefficient for small values of  $\alpha$ . These features are clearly visible in Fig. 4. For further information on the mechanism of PBH formation, we refer the reader to App. C.

#### IV. ASTROPHYSICAL AND COSMOLOGICAL CONSTRAINTS

The standard search strategy for supercooled phase transitions (PT) are gravitational waves (GWs) sourced by bubble

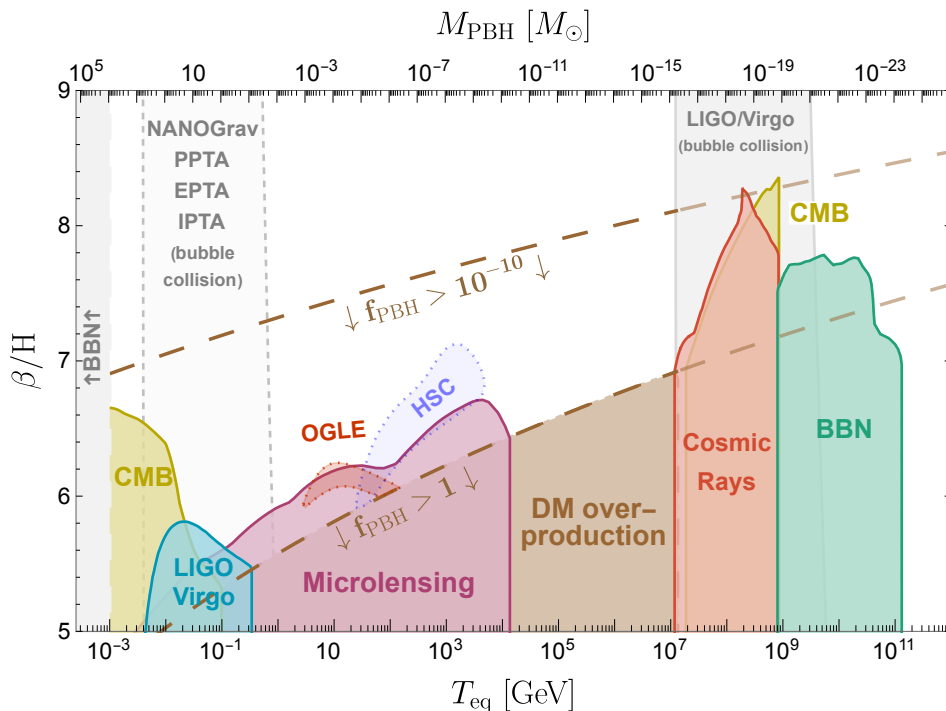


Figure 5. Constraints on strong ( $\alpha > 100$ ) supercooled PTs for which PBHs are expected to be produced, shown in the  $T_{\text{eq}}-\beta/H$  plane (with the PBH mass shown on the top x-axis). As discussed in the text,  $T_{\text{eq}}$  is the temperature below which an intermediate period of inflation occurs while the universe undergoes super-cooling, and  $\beta^{-1}$  encodes the duration of the phase transition. In **yellow**, regions excluded by CMB either due to the expected accretion of predicted large PBHs (left) [51–53] or due to the evaporation of small PBHs (right) [54–56], are shown. The **cyan** region is excluded due to expected merging events in LIGO-Virgo [57] while the **purple** region is excluded from the MACHO [58], Eros [59], OGLE [60], and HSC [61] microlensing experiments. The region in which DM over-closes the universe is shown in **brown**, exclusion from unobserved cosmic-rays fluxes [62, 63] is in **red**, and evaporation during BBN [62] is in **green**. The **dotted dark blue** and **dotted orange** regions are the best-fit regions which address the anomalous microlensing events reported in HSC and OGLE data respectively [60, 61, 64]. Finally, in dashed and solid **gray** we indicate where gravitational waves from bubble collision fall within the detectability of pulsar timing arrays [65–68] and exclusion of LIGO-Virgo [69]. Additionally, in the region labeled “BBN” in gray, the reheating temperature is lower than the temperature of neutrino decoupling,  $T_{\text{eq}} \lesssim \text{MeV}$  [70], which is excluded. The above limits are recasted from various existing constraints shown in Fig. 11. We have fixed the PBHs threshold to  $\delta_c = 0.45$ .

collision and the associated plasma dynamics [71–74]. The possible production of PBHs allows for a novel and complementary strategy to identify the presence of a supercooled PT in the early universe and here we summarize existing constraints (for a review on the cosmological and astrophysical constraints on PBHs see [75]).

In Fig. 5 we show the viable parameter space in the  $\beta/H-T_{\text{eq}}$  plane, for the supercooled 1stOPT scenario discussed in this letter. The Gray-shaded regions represent observables that are not related to PBHs. Firstly, for temperatures below  $T_{\text{eq}} \lesssim \text{MeV}$  a supercooled PT would inject entropy after the onset of Big-Bang Nucleosynthesis (BBN), which is excluded. Secondly, the non-detection of a stochastic GW background at the LIGO/Virgo interferometers [69] excludes supercooled PTs around  $T_{\text{eq}} \sim 10^8 \text{ GeV}$ , while the region around  $T_{\text{eq}} \sim 100 \text{ MeV}$  is of interest for the recent common-red-noise signal found in pulsar timing array datasets NANOgrav [65], EPTA [66], PPTA [67], and IPTA [68]. The GW signal sourced by bubble collision is derived using the bulk flow model [76, 77].

On the other hand, the colored regions in Fig. 5 depict the constraints and regions of interest connected with the presence of PBHs. Sufficiently small PBHs, with masses below  $\lesssim 10^{15} \text{ g}$ , evaporate and do not survive to present day [78, 79]. Such PBHs, which in the framework discussed here correspond to  $T_{\text{eq}} \gtrsim 10^7 \text{ GeV}$  (see Eq. 17), would radiate at early times and are therefore constrained. The yellow region (on the right) in Fig. 5 shows such limits from Cosmic Microwave Background (CMB) anisotropies [54–56]. The red region corresponds to constraints from measured fluxes of extra-galactic photons on Earth [62] and from the  $e^\pm$  flux measured by Voyager 1 [63]. Finally, constraints on energy injection at BBN are shown in green [62].

Conversely, supercooled PTs happening at lower temperatures,  $T_{\text{eq}} \lesssim 10^7 \text{ GeV}$ , produce PBHs which would contribute to the Dark Matter (DM) relic density today. For sufficiently small  $\beta/H$  they would be over-produced (see Eqs. (15) and (16)), thereby overclosing the universe, as shown in brown. Microlensing constraints displayed in purple are from MACHO [58], Eros [59], OGLE [60] and HSC [61], relevant



for supercooled PTs occurring around the electroweak epoch  $T_{\text{eq}} \sim 100$  GeV. Best-fit regions [64] for the recently observed microlensing events in OGLE [60] and HSC data [61] are shown with dotted outlines in orange and dark blue. The cyan-colored region shows constraints from the LIGO/Virgo interferometers [57, 80], relevant for a supercooled PT occurring around the QCD confinement temperature. Finally, in yellow (on the left) we also show the excluded region due to CMB [51–53], relevant for supercooled PTs occurring just before the onset of BBN, thereby predicting  $10^{1-4}$  solar-mass PBHs whose accretion dynamics are constrained.

## V. CONCLUSION

Supercooled phase transitions take place when mass scales emerge from the soft breaking of scale invariance [81–86]. They have remarkable cosmological consequences, including GWs from bubble collisions [74, 87–97], dilution of dangerous relics [98–100], or particle production [100–102], that can source the genesis of dark matter [101, 103–105] or the baryonic asymmetry [106–109].

In this study, we investigated the formation of PBHs during supercooled PTs. A version of this mechanism was originally proposed in the 80s [37] using a simultaneous nucleation rate,  $\Gamma_{\text{v}}(t) \propto \delta(t - t_n)$ , and was reconsidered more recently by [39] using the exponential nucleation rate defined in Eq. (4). Our study builds on these works, conducting a comprehensive analysis of the mechanism, including detailed computations of the energy budget, bubble wall equation of state, and collapse probability. We consistently take into account, for the first time, the nucleation history throughout the entire past light-cone of the collapsing Hubble patch. In addition to the numerical results, we provide a ready-to-use semi-analytical formula for the PBH abundance. Our results suggest that the PBH formation is strongly dependent on the tunneling probability growth rate  $\beta$  (the inverse of which encodes the duration of the phase transition), and is independent of the strength  $\alpha$  of the phase transition, as long as it super-cools (inflates) during more than one Hubble time.

We point out that experiments constraining PBH populations also constrain the parameter space of supercooled phase transitions. The constraints derived in this work, which imply  $\beta/H \lesssim 6 - 8$  over a wide range of reheating temperatures  $T_{\text{eq}}$ , are the strongest to date. This study also highlights novel cosmological implications, including the possibility for supercooled PTs occurring around the QCD epoch  $T_{\text{eq}} \sim 150$  MeV to produce PBHs in the LIGO-Virgo range [69] and at the same time GWs from bubble collisions in the PTA window [65–68]<sup>3</sup>. Additionally, supercooled phase transitions occurring around the electroweak epoch  $T_{\text{eq}} \sim 100$  GeV would result with PBHs falling within the reach of microlensing experiments, and could potentially account for the recently

observed unusual events recorded in OGLE and HSC data [60, 61, 64]<sup>4</sup>.

**Acknowledgements.**—The authors thank Yoann Génolini and Filippo Sala for useful discussions. Additionally, the authors express their gratitude to Iason Baldes for diligently pointing out a typographical error in Eq. (C16) in the first version of this work. YG is grateful to the Azrieli Foundation for the award of an Azrieli Fellowship. TV is supported, in part, by the Israel Science Foundation (grant No. 1862/21), by the Binational Science Foundation (grant No. 2020220), and by the European Research Council (ERC) under the EU Horizon 2020 Programme (ERC-CoG-2015 - Proposal n. 682676 LDMThExp).

<sup>3</sup>Work in progress.

<sup>4</sup>Work in progress.

## Table of contents

I. INTRODUCTION	1
II. SUPERCOOLED PHASE TRANSITIONS	2
III. PBH FORMATION	2
IV. ASTROPHYSICAL AND COSMOLOGICAL CONSTRAINTS	4
V. CONCLUSION	6
A. Quantities and notations	8
B. Phase transition dynamics	9
1. Vacuum energy	9
2. Radiation energy	10
C. PBH formation dynamics	12
1. Supercooled late-blooming mechanism	12
2. Analytical approximation	17
D. Constraints on PBHs	20
References	21

## A. Quantities and notations

In Fig. 6 and Table A we summarize the notations, scales and dynamics which lead to the formation of PBHs.

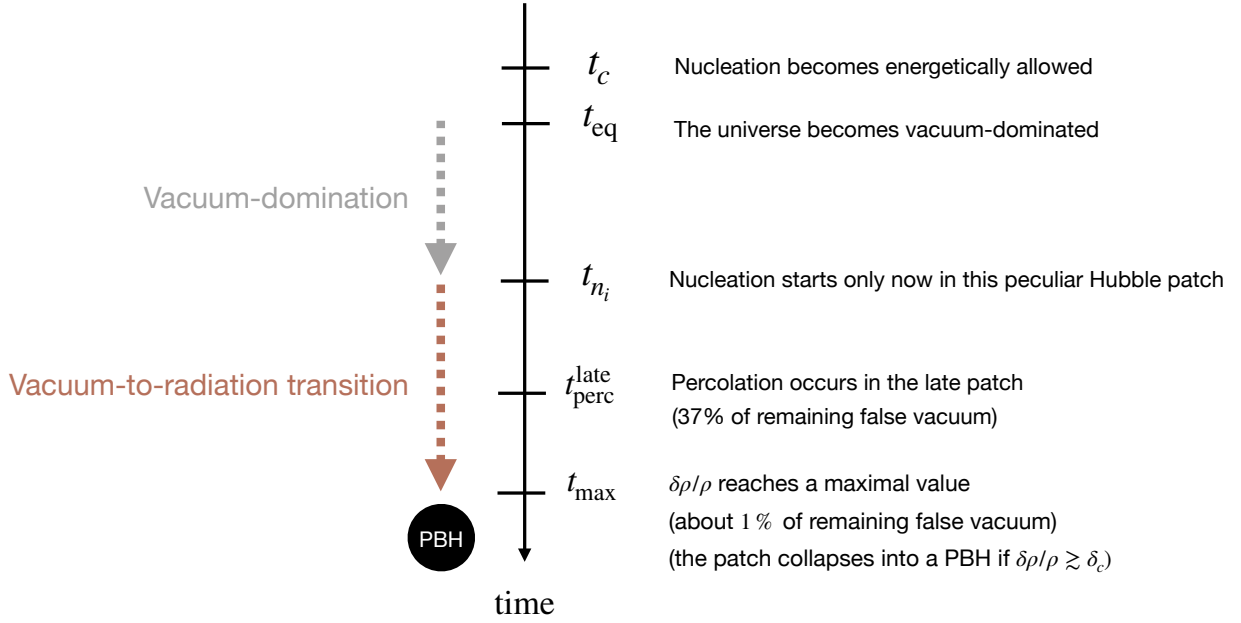


Figure 6. A diagram that illustrates the sequential stages, from top to bottom, leading a given Hubble patch to collapse into a PBH. Bubble nucleation becomes energetically allowed at  $t_c$  but is postponed until  $t_{n_i}$ . Meanwhile the Hubble patch remains vacuum-dominated. This results in an overdensity peak at  $t_{max}$ , shortly after the percolation time  $t_{perc}^{late}$ . The delayed patch collapses into a PBH if the density contrast surpasses the critical value  $\delta_c$ .

Quantity	Equation	Definition
$t_c$	Eq. (12)	Time when nucleation becomes energetically allowed
$t_{eq}$	Eq. (5)	Time when the universe becomes vacuum-dominated
$t_{n_i}$	Eq. (9)	Time when the first bubble is nucleated in a given causal patch
$t_{n_i}^{PBH}$	Eq. (C4)	Critical delay of nucleation beyond which a patch collapses into a PBH
$t_n$	Eq. (3)	Instantaneous nucleation time, defined through $\Gamma(t_n) \equiv H^4(t_n)$
$t_{perc}^{late}$	Eq. (C23)	Percolation time in a given late patch ( $\sim 37\%$ of remaining false vacuum)
$t_{perc}^{bkg}$	Eq. (C23)	Average percolation time in the background ( $\sim 37\%$ of remaining false vacuum)
$t_{max}$	Eq. (C2)	Time when a late patch reaches a maximal density contrast $\delta\rho/\rho$ with respect to the background ( $\sim 1\%$ of remaining false vacuum)
$r(t; t')$	Eq. (10)	Radius at time $t$ of a bubble which nucleated at time $t'$
$V(t'; t_{max})$	Eq. (C6)	Space-like slice at time $t'$ bounded by the past light-cone of a Hubble patch at time $t_{max}$ . We have $V(t'; t_{max}) = 4\pi r_{out}(t'; t_{max})^3/3$ (see below)
$r_{out}(t'; t_{max})$	Eq. (C11)	Comoving distance between the center of a Hubble patch at $t_{max}$ and the center of a bubble nucleating at $t'$ whose wall will enter the horizon at $t_{max}$ . It represents the past light-cone of a Hubble patch at $t_{max}$ .

Table I. The formalism presented in this paper involves the use of various time and length quantities, whose definitions are summarized above.



## B. Phase transition dynamics

In this section we show that the energy density of the universe during a supercooled 1stOPT can be divided into vacuum energy ( $\rho_V$ ), expanding bubble walls ( $\rho_{\text{wall}}$ ), energy damped into the plasma ( $\rho_{\text{plasma}}$ ), residue of bubble collisions ( $\rho_{\text{coll}}$ ), a growing thermal component ( $\rho_{\text{th}}$ ), and the pre-existing super-cooled plasma ( $\rho_{\text{cool}}$ ):

$$\rho_{\text{tot}} = \rho_V + \rho_{\text{wall}} + \rho_{\text{plasma}} + \rho_{\text{scalar}} + \rho_{\text{th}} + \rho_{\text{cool}}. \quad (\text{B1})$$

Below we briefly discuss each of these components, showing that all but the vacuum energy behaves like radiation thereby establishing the claim in the paper that effectively, during the 1stOPT, the energy budget is composed of vacuum energy and radiation.

### 1. Vacuum energy

In the supercooled limit and before nucleation commences, finite-temperature corrections to the potential of the scalar field driving the phase transition are small [110], and the energy density,  $\rho_V$ , of the scalar field is to a good approximation given by the energy difference,  $\Delta V$ , between the two relevant minima in the potential at zero temperature. As nucleation proceeds and bubbles expand, it decreases as

$$\rho_V(t; t_{n_i}) = F(t; t_{n_i})\Delta V, \quad (\text{B2})$$

where

$$F(t; t_{n_i}) \equiv V_{\text{false}}(t; t_{n_i})/V_{\text{tot}} \quad (\text{B3})$$

is the volume fraction of remaining false vacuum at time  $t$  with  $t_{n_i}$  the time at which the first bubble is nucleated.  $V_{\text{false}}(t; t_{n_i})$  is the comoving volume of false vacuum at  $t$ , assuming bubble nucleation starts at  $t_{n_i}$ , and  $V_{\text{tot}}$  is the total comoving volume. The expression for  $F(t; t_{n_i})$  was originally derived in 1979 by [46] and here we reproduce it following [111]. The number of bubbles nucleated per unit of comoving volume between  $t'$  and  $t' + dt'$  is

$$dN_b(t') = \Gamma_v(t')a(t')^3V_{\text{false}}(t'; t_{n_i})dt'. \quad (\text{B4})$$

The reduction of false vacuum volume  $V_{\text{false}}(t; t_{n_i})$  between time  $t$  and  $t + dt$  due to the growth of the  $dN_b(t')$  bubbles nucleated between  $t'$  and  $t' + dt'$  is

$$d^2V_{\text{false}}(t; t_{n_i}) = -\frac{V_{\text{false}}(t; t_{n_i})}{V_{\text{false}}(t'; t_{n_i})}4\pi r(t; t')^2 dr dN_b(t'), \quad (\text{B5})$$

where  $dr = v_w dt/a(t)$  and  $r(t; t')$  is the comoving radius at  $t$  of a bubble having wall velocity  $v_w$  and being nucleated at  $t'$ :

$$r(t; t') = \int_{t'}^t d\tilde{t} \frac{v_w(\tilde{t})}{a(\tilde{t})}. \quad (\text{B6})$$

The above equation neglects the comoving bubble radius  $r_{\text{nuc}}$  at nucleation.<sup>5</sup> The ratio  $V_{\text{false}}(t; t_{n_i})/V_{\text{false}}(t'; t_{n_i})$  prevents over-counting by removing regions which have been converted into the true vacuum between  $t'$  and  $t$ . Integrating  $t'$  over all nucleation times between  $t_{n_i}$  and  $t$  gives

$$dV_{\text{false}}(t; t_{n_i}) = -V_{\text{false}}(t; t_{n_i})\frac{v_w dt}{a(t)} \int_{t_{n_i}}^t dt' \Gamma_v(t')a(t')^3 4\pi r(t; t')^2. \quad (\text{B8})$$

---

<sup>5</sup>Assuming  $r_{\text{nuc}} \simeq T_{\text{nuc}}$ , we expect corrections from the finite bubble size at nucleation to the false vacuum fraction in Eq. (B10) to be of order

$$r_{\text{nuc}}\beta \simeq 1.3 \times 10^{-13} \left( \frac{T_{\text{eq}}}{10^2 T_n} \right) \left( \frac{T_{\text{eq}}}{\text{TeV}} \right) \frac{\beta/H}{10}. \quad (\text{B7})$$

Dividing by the total comoving volume  $V_{\text{tot}}$  and using Eq. (B3), we get

$$\frac{dF(t; t_{n_i})}{dt} = -F(t; t_{n_i}) \frac{v_w}{a(t)} \int_{t_{n_i}}^t dt' \Gamma_v(t') a(t')^3 4\pi r(t; t')^2. \quad (\text{B9})$$

The solution to the last equation is

$$F(t; t_{n_i}) \equiv e^{-I(t; t_{n_i})}, \quad \text{with} \quad I(t; t_{n_i}) \equiv \int_{t_{n_i}}^t dt' \Gamma_v(t') a(t')^3 \frac{4\pi}{3} r(t; t')^3. \quad (\text{B10})$$

$I(t; t_{n_i})$  can be interpreted as the average number of bubbles inside which, a given point is contained assuming that bubble walls can pass through each others. The ratio  $V_{\text{false}}(t; t_{n_i})/V_{\text{false}}(t'; t_{n_i})$  in Eq. (B5), which is introduced to avoid multiple counting due to overlapping bubbles, is responsible for the exponential behavior in Eq. (B10).

## 2. Radiation energy

**Expanding bubble wall.**  $\rho_{\text{wall}}$  describes the energy density stored in the relativistic bubble walls. We denote by  $\gamma_w(t; t_n)$  the Lorentz factor of a wall at time  $t$ , nucleated at time  $t_n$ , and by  $\sigma$  the wall energy per unit area. The energy density stored in the expanding walls (which are yet to be collide) is [112]

$$\rho_{\text{wall}}(t) = F(t; t_{n_i}) \int_{t_{n_i}}^t dt' \Gamma_v(t') a(t')^3 4\pi r(t; t')^2 \gamma_w(t; t') \sigma / a(t). \quad (\text{B11})$$

The factor  $F(t; t_{n_i})$  gets rid of regions which have already collided. The scale factor  $a(t)$  at the denominator comes from the ratio between the bubble wall energy  $4\pi\gamma_w\sigma(ar)^2$  and the comoving volume  $a^3$ . Below in Eq. (B27) we check that Eq. (B11) satisfies energy-momentum conservation. The equation of motion of a bubble wall in FRW background reads, e.g. [113]

$$\ddot{R} + 3H\dot{R} + \frac{2}{R} (1 - \dot{R}^2) = \frac{\Delta V - \mathcal{P}_{\text{fric}}}{\sigma} (1 - \dot{R}^2)^{3/2}, \quad (\text{B12})$$

where the bubble physical radius  $R$  is related to the comoving one in Eq. (B6) by

$$R = ar. \quad (\text{B13})$$

We have introduced the friction pressure  $\mathcal{P}_{\text{fric}}$  due to wall-plasma interactions [73]. Using  $\dot{\gamma}_w = \gamma_w^3 v_w \dot{v}_w$ , we obtain

$$\frac{d\gamma_w}{dt} + 3Hv_w^2\gamma_w + \frac{2}{R}v_w\gamma_w = \frac{\Delta V - \mathcal{P}_{\text{fric}}}{\sigma} v_w. \quad (\text{B14})$$

Plugging Eq. (B14) into Eq. (B11), we get the time evolution of the bubble wall energy density

$$\dot{\rho}_{\text{wall}} + (1 + 3v_w^2)H\rho_{\text{wall}} = -\dot{\rho}_V + \frac{\mathcal{P}_{\text{fric}}}{\Delta V}\dot{\rho}_V - \dot{I}\rho_{\text{wall}}, \quad (\text{B15})$$

where  $I \equiv I(t; t_{n_i})$  is defined in Eq. (B10). We obtain that relativistic bubble walls,  $v_w = 1$ , redshift as radiation  $\rho \propto a^{-4}$  while non-relativistic bubble walls,  $v_w \ll 1$ , have the usual equation of state of domain walls at rest  $\rho \propto a^{-1}$  [114]. This is one of the main results of this appendix.

**Reheated energy density.** The second term on the right hand side of Eq. (B15) describes the energy transfer rate into the plasma, in the form of sound waves, turbulence and heat due to wall-particle interactions. We collectively denote by  $\rho_{\text{plasma}}$  the energy density of those plasma excitations. The third term on the right hand side of Eq. (B15) describes the conversion of energy into dissolved scalar configurations as a consequence of bubble wall collisions. Collision of relativistic bubble walls are expected to produce relativistic configurations of the scalar field driving the phase transition and of fields coupled to it, which have been called ‘‘scalar waves’’ [106, 115–119]. We denote

this energy density component as  $\rho_{\text{scalar}}$ . After production, plasma excitation  $\rho_{\text{plasma}}$  and scalar waves  $\rho_{\text{scalar}}$  thermalize to form the reheated thermal bath [120–122] which we denote by  $\rho_{\text{th}}$ . Introducing  $(\tau_{\text{plasma}}, \omega_{\text{plasma}})$  and  $(\tau_{\text{scalar}}, \omega_{\text{scalar}})$  the lifetimes and equations of state of plasma excitations and scalar waves respectively, and starting from Eq. (B15), we can write the coupled continuity equations

$$\dot{\rho}_{\text{plasma}} + 3(1 + \omega_{\text{plasma}})H\rho_{\text{plasma}} = + \frac{\mathcal{P}_{\text{fric}}}{\Delta V} \dot{\rho}_V - \rho_{\text{plasma}}/\tau_{\text{plasma}}, \quad (\text{B16})$$

$$\dot{\rho}_{\text{scalar}} + 3(1 + \omega_{\text{scalar}})H\rho_{\text{scalar}} = + \dot{I}\rho_{\text{wall}} - \rho_{\text{scalar}}/\tau_{\text{scalar}}, \quad (\text{B17})$$

$$\dot{\rho}_{\text{th}} + 4H\rho_{\text{th}} = + \rho_{\text{plasma}}/\tau_{\text{plasma}} + \rho_{\text{scalar}}/\tau_{\text{scalar}}. \quad (\text{B18})$$

The equation of state of plasma excitations, e.g. sound waves, turbulence and heat, is expected to be radiation-like<sup>6</sup>,  $\omega_{\text{plasma}} = 1/3$ . For relativistic bubble walls, scalar waves are expected to be relativistic [106, 115–119], and therefore to also follow a radiation-like equation of state  $\omega_{\text{scalar}} = 1/3$ . A detailed study of the dynamics and its implications for the formation of PBHs is postponed to future work. In particular, if the universe just after percolation is dominated by long-lived and non-relativistic scalars waves, with  $\tau_{\text{scalar}}H \gtrsim 1$  and  $\omega_{\text{scalar}} \simeq 0$ , then the formation of PBHs would take place during matter-domination where the collapse threshold is much lower than during radiation-domination [124].

Finally, we comment that the super-cooled plasma energy density  $\rho_{\text{cool}}$  which is already present in the universe before the 1stOPT begins, is also relativistic and is diluted by the vacuum-domination period. Consequently, this component plays little role.

**Total radiation energy density.** To summarize, the energy density components associated with relativistic bubble walls all behave like radiation and we can decompose the total energy density of the universe as the sum of a vacuum and radiation component

$$\rho_{\text{tot}} = \rho_V + \rho_R, \quad (\text{B19})$$

with

$$\rho_R \equiv \rho_{\text{wall}} + \rho_{\text{plasma}} + \rho_{\text{scalar}} + \rho_{\text{th}} + \rho_{\text{cool}}. \quad (\text{B20})$$

Summing Eqs. (B15), (B16), (B17) and (B18), we obtain the evolution

$$\dot{\rho}_R(t; t_{n_i}) + 4H\rho_R(t; t_{n_i}) = -\dot{\rho}_V(t; t_{n_i}), \quad (\text{B21})$$

with  $\rho_V(t; t_{n_i})$  given by Eq. (B2) and the scale factor given by

$$H(t; t_{n_i}) = \frac{\dot{a}}{a} = \sqrt{\frac{\rho_V(t; t_{n_i}) + \rho_R(t; t_{n_i})}{3M_{\text{pl}}^2}}, \quad (\text{B22})$$

with  $M_{\text{pl}} = 2.44 \times 10^{18}$  GeV. Note that before nucleation begins, the vacuum energy is constant  $\rho_V = \Delta V$  and the Friedmann equation in Eq. (B22) has an exact solution:

$$a(t) = a_{\text{eq}} \sqrt{\sinh\left(\sqrt{2}H_{\text{eq}}t\right)}, \quad \text{with} \quad H_{\text{eq}} = \sqrt{\frac{2\Delta V}{3M_{\text{pl}}^2}}, \quad (\text{B23})$$

which for  $t \gg H_{\text{eq}}^{-1}$ , evolves as

$$a(t) \propto \exp(Ht), \quad \text{with} \quad H = \sqrt{\frac{\Delta V}{3M_{\text{pl}}^2}}. \quad (\text{B24})$$

---

<sup>6</sup>It is worth noting that our prediction contradicts the claims reported in Ref. [123].

Assuming that  $\rho_V \simeq \Delta V$  is still valid at the instantaneous nucleation time  $t_n$  in Eq. (C1), we can plug Eq. (B23) into Eq. (6) and obtain

$$t_n = \sqrt{\frac{3M_{\text{pl}}^2}{4\Delta V}} \times \text{arcsinh}(\sqrt{\alpha}). \quad (\text{B25})$$

**Latent heat fractions.** If we neglect Hubble expansion  $HR \ll 1$  and thermal friction  $\mathcal{P}_{\text{fric}} \ll \Delta V$ , the solution of Eq. (B14) is

$$\gamma_w(R) = \frac{\Delta V R}{3\sigma} + \frac{c}{R^2}, \quad (\text{B26})$$

where  $c$  depends on the initial condition. Neglecting the second term and plugging it into Eq. (B11), we get

$$\frac{\rho_V}{\Delta V} = F, \quad \frac{\rho_{\text{wall}}}{\Delta V} = F_{\text{wall}}, \quad \frac{\rho_{\text{coll}}}{\Delta V} = F_{\text{coll}}, \quad (\text{B27})$$

with

$$F \equiv e^{-I}, \quad F_{\text{wall}} \simeq Ie^{-I}, \quad F_{\text{coll}} \simeq (1 - e^{-I})(1 - Ie^{-I}) = 1 - (1 + I)e^{-I}. \quad (\text{B28})$$

The quantities  $F$ ,  $F_{\text{wall}}$  and  $F_{\text{coll}}$  are the fractions of latent heat  $\Delta V$  stored in false vacuum, expanding bubble walls, and collided components, respectively. Their sum is unity due to energy conservation once the Hubble expansion is neglected. This confirms that Eq. (B11) is correct. Since the expansion is crucial for generating the inhomogeneities required for the formation of PBHs, Eqs. (B27) can not replace the numerical integration of Eq. (B21).

## C. PBH formation dynamics

### 1. Supercooled late-blooming mechanism

Initially, the universe enters a stage of vacuum-domination at time  $t_{\text{eq}}$ . After a time  $t_c$  which may be shorter or longer than  $t_{\text{eq}}$ , bubble nucleation becomes energetically possible but the universe continues to supercool until the time  $t_n$  defined by the instantaneous approximation

$$\Gamma_v(t_n) \simeq H_n^4 \quad \text{where} \quad H_n \equiv H(T_n) = \sqrt{\frac{(1 + \alpha^{-1})\Delta V}{3M_{\text{pl}}^2}}, \quad (\text{C1})$$

with  $\alpha$  being defined in Eq. (6). This is when most of the bubbles are nucleated in the universe. Around the time  $t_{\text{perc}}^{\text{bkg}}$  defined when 37% of the universe has transitioned into the true vacuum, the universe percolates. However, some Hubble patches remain false-vacuum-dominated until a time  $t_{n_i}$ . These patches percolate at a time  $t_{\text{perc}}^{\text{late}} > t_{\text{perc}}^{\text{bkg}}$ . As a result of the difference in equation of state, the density contrast  $\delta(t; t_{n_i})$  in late-blooming patches increases and reaches a maximum value at a time

$$t_{\text{max}} : \quad \delta(t_{\text{max}}; t_{n_i}^{\text{PBH}}) \equiv \text{Max}_t \delta(t; t_{n_i}^{\text{PBH}}). \quad (\text{C2})$$

The time  $t_{\text{max}}$  is slightly larger than  $t_{\text{perc}}^{\text{late}}$  as a result of the residual 37% of vacuum energy continuing to enhance the density contrast until only a small fraction (approximately 1%) of the false vacuum remains.

**PBH threshold.** The density contrast  $\delta(t; t_{n_i})$  reads:

$$\delta(t; t_{n_i}) \equiv \frac{\rho_{\text{R}}^{\text{late}}(t; t_{n_i}) - \rho_{\text{R}}^{\text{bkg}}(t)}{\rho_{\text{R}}^{\text{bkg}}(t)}, \quad \text{with} \quad \rho_{\text{R}}^{\text{bkg}} \equiv \rho_{\text{R}}(t; t_c), \quad (\text{C3})$$

where  $\rho_{\text{R}}(t; t_{n_i})$ , defined to be the solution of Eq. (B21), is the radiation energy density at time  $t$  in a Hubble patch which remained 100% false-vacuum-dominated until time  $t_{n_i}$ . A late-blooming Hubble patch collapses into a PBH

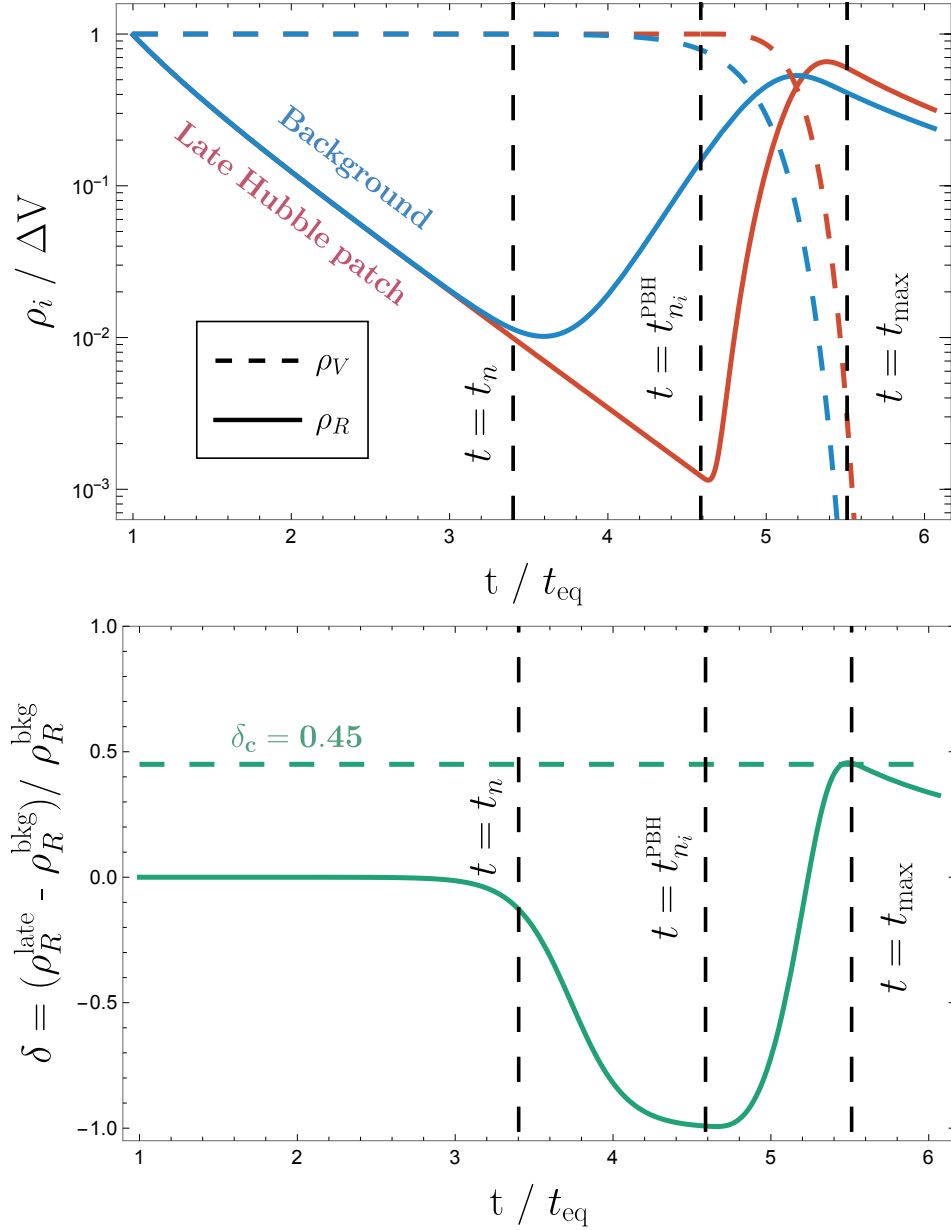


Figure 7. Time evolution of the vacuum (dotted) and radiation (solid) energy density during a supercooled 1stOPT. **Top:** we compare the evolution of the background (**blue**) for which nucleation starts around  $t_n$ , to the evolution of a late causal patch (**red**) for which nucleation is delayed until  $t_{n_i}^{\text{PBH}}$ , causing it to spend more time inflating and to reach the critical overdensity  $\delta \simeq 0.45$ . **Bottom:** the resulting density contrast for the evolution is shown. The delayed patch collapses into a PBH close to the time  $t_{\text{max}}$  when the density contrast  $\delta$  reaches its peak value.

if the contrast density  $\delta(t; t_{n_i})$  becomes larger than the critical threshold  $\delta_c \simeq 0.45$ . We define  $t_{n_i}^{\text{PBH}}$  the minimal nucleation delay for this to happen. It is such that the peak value of  $\delta(t; t_{n_i}^{\text{PBH}})$  at  $t_{\text{max}}$  saturates the critical threshold

$$t_{n_i}^{\text{PBH}} : \quad \delta(t_{\text{max}}; t_{n_i}^{\text{PBH}}) \equiv \delta_c. \quad (\text{C4})$$

In Fig. 7 we numerically integrate Eq. (B21) and show in the top figure the evolution of  $\rho_R(t; t_c)$  and  $\rho_V(t; t_c)$  in an average Hubble patch (blue) and a late-blooming Hubble patch (red) for which nucleation starts later than average and saturates the threshold defined in Eq. (C4). The bottom figure shows the evolution of the corresponding contrast density, with the horizontal dashed line indicating the critical value.

Two comments are now in order. First, it may seem that the density contrast,  $\delta(t; t_{n_i})$ , would remain constant

once all patches have transitioned into a radiation-dominated state and should therefore redshift in a similar fashion. Instead, it reaches a maximum value at a time  $t_{\max}$  shortly after the percolation of the late-blooming patch, and then decreases to zero as  $t$  approaches infinity, as shown in bottom panel of Fig. 7. This behavior results from the late-blooming patch experiencing a faster expansion (and hence a faster redshift) due to its excess energy density. Second, one may wonder why we only consider overdensities produced on a full Hubble patch, and ignore those that may occur in smaller regions which go through the phase transitions late. It is well known that the Schwarzschild radius  $r_s \equiv 2GM = 8\pi G\rho r_H^3/3$  of a Hubble patch is equal to its Hubble horizon  $r_H = H^{-1}$ . This explains why an overdensity of  $\delta_c \simeq 45\%$  is sufficient to make it collapse into a PBH. In principle, the delay of nucleation in regions of sub-Hubble size  $r < r_H$  could also produce PBHs. However, since  $r_s \propto \rho r^3$ , the overdensity needs to be larger than the critical density  $\delta_c$  in Eq. (11) by a factor  $(r_H/r)^2$ . The probability for it to happens is exponentially suppressed, as we now discuss.

**Collapse probability.** For a PBH to form, it is necessary that the past light-cone of a Hubble-sized region remains in the false vacuum until the critical time  $t_{n_i}^{\text{PBH}}$ . The probability of this occurrence, referred to as the collapse probability, can be expressed as follows:

$$\mathcal{P}_{\text{coll}} \equiv \mathcal{P}_{\text{surv}}(t_{n_i}^{\text{PBH}}; t_{\max}), \quad (\text{C5})$$

with  $t_{n_i}^{\text{PBH}}$  defined in Eq. (C4). Here,  $\mathcal{P}_{\text{surv}}(t_{n_i}; t_{\max})$  represents the probability that the past light-cone of a Hubble patch at time  $t_{\max}$  remains false-vacuum-dominated until time  $t_{n_i}$ . The Hubble patch must be evaluated at the time of its collapse into a PBH. Since a detailed understanding of the collapse dynamics is beyond the scope of this paper, we approximate it as the Hubble patch at time  $t_{\max}$  when the contrast density  $\delta(t; t_{n_i})$  reaches its peak value, cf. Eq. (C2). To derive the expression for  $\mathcal{P}_{\text{surv}}(t_{n_i}; t_{\max})$ , we introduce the volume  $V(t'; t_{\max})$  which is the space-like slice at time  $t'$  in the past light-cone of the Hubble patch at  $t_{\max}$ , (see Fig. 3)

$$V(t'; t_{\max}) = \frac{4\pi}{3} (r_H(t_{\max}) + r(t_{\max}; t'))^3, \quad \text{with} \quad r_H(t) \equiv \frac{1}{a(t)H(t)}. \quad (\text{C6})$$

Here  $r(t_{\max}; t')$ , defined in Eq. (B6), is the comoving distance traveled by a bubble wall between  $t'$  and  $t_{\max}$ . The probability that a bubble nucleates in this volume in between the times  $t'$  and  $t' + dt'$  is

$$dP_{\text{nuc}}(t'; t_{\max}) = dt' \Gamma_v(t') a(t')^3 V(t'; t_{\max}). \quad (\text{C7})$$

The probability  $\mathcal{P}_{\text{surv}}(t_{n_i}; t_{\max})$  that no nucleation takes place in the past light-cone of the Hubble patch at  $t_{\max}$  in the finite interval  $(t_c; t_{n_i})$  is the  $N \rightarrow \infty$  limit of the product  $\prod_{k=1}^N [1 - dP_{\text{nuc}}(t_k; t_{\max})]$  where  $1 - dP_{\text{nuc}}(t_k; t_{\max})$  is the probability of remaining in the false vacuum between  $t_k = t_c + (t_{n_i} - t_c)k/N$  and  $t_{k+1}$ . We obtain the survival probability of the past light-cone of  $H^{-1}(t_{\max})$  until time  $t_{n_i}$

$$\mathcal{P}_{\text{surv}}(t_{n_i}; t_{\max}) = \exp \left[ - \int_{t_c}^{t_{n_i}} dt' \Gamma_v(t') a(t')^3 V(t'; t_{\max}) \right]. \quad (\text{C8})$$

In order to improve our understanding we can break-down the formula we just derived as follows. First using that  $dr(t_{\text{out}}; t_{n_i}) = -v_w(t_{\text{out}})dt_{\text{out}}/a(t_{\text{out}})$ , cf. Eq. (B6), and second performing an integration by part, we obtain

$$\begin{aligned} \log \mathcal{P}_{\text{surv}}(t_{n_i}; t_{\max}) &= 4\pi \int_{t_c}^{t_{n_i}} dt' \Gamma_v(t') a(t')^3 \int_{t_c}^{t'} dt_{\text{out}} \frac{v_w(t_{\text{out}})}{a(t_{\text{out}})} (r_H(t_{\max}) + r(t_{\max}; t_{\text{out}}))^2 \\ &= 4\pi \int_{t_c}^{t_{n_i}} dt' \Gamma_v(t') a(t')^3 \int_{t_c}^{t_{n_i}} dt_{\text{out}} \frac{v_w(t_{\text{out}})}{a(t_{\text{out}})} (r_H(t_{\max}) + r(t_{\max}; t_{\text{out}}))^2 \\ &\quad - 4\pi \int_{t_c}^{t_{n_i}} dt_{\text{out}} \frac{v_w(t_{\text{out}})}{a(t_{\text{out}})} (r_H(t_{\max}) + r(t_{\max}; t_{\text{out}}))^2 \int_{t_c}^{t_{\text{out}}} dt' \Gamma_v(t') a(t')^3 \\ &= \int_{t_c}^{t_{n_i}} dt' \Gamma_v(t') a(t')^3 \frac{4\pi}{3} r_H(t_{\max})^3 + 4\pi \int_{r_H(t_{n_i})}^{r_{\text{out}}(t_c; t_{\max})} dr_{\text{out}} r_{\text{out}}^2 \int_{t_c}^{t_{\text{out}}(r_{\text{out}})} dt' \Gamma_v(t') a(t')^3, \end{aligned} \quad (\text{C9})$$

$$(\text{C10})$$



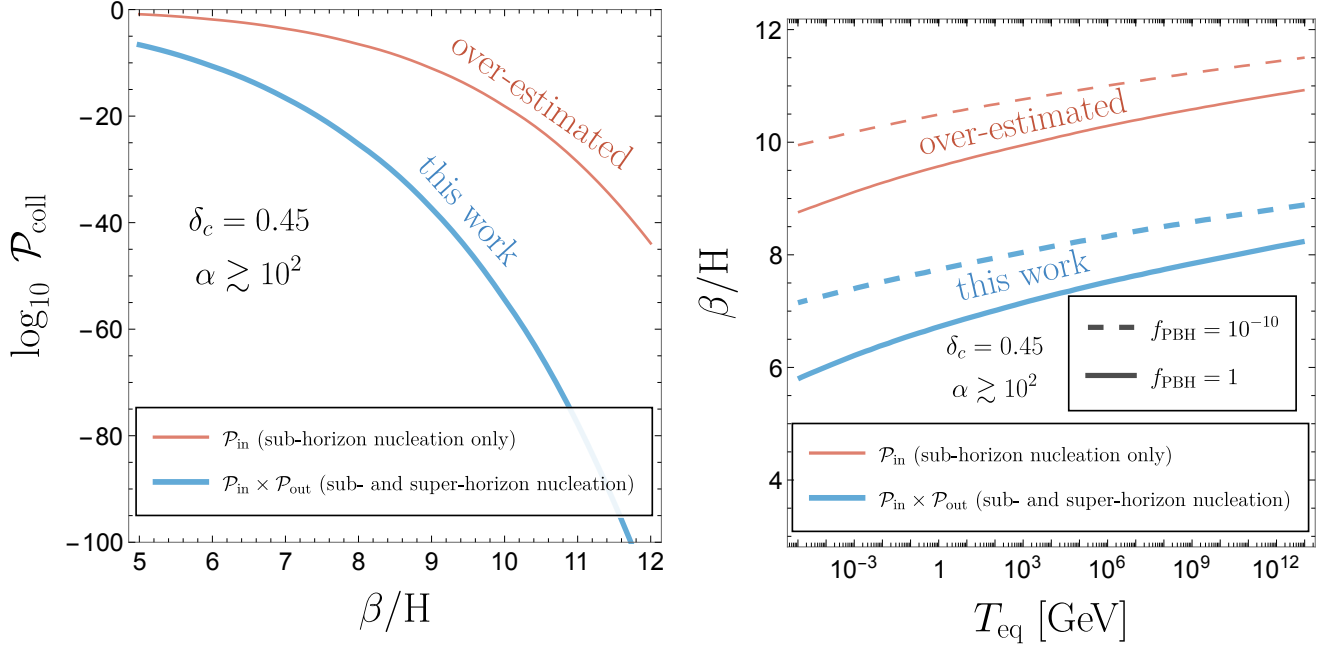


Figure 8. **Left:** the probability  $\mathcal{P}_{\text{coll}}$  in Eq. (C5) for a Hubble patch to collapse into a PBH. In **blue** we show this probability calculated by requiring no nucleation to occur in its past-light cone until the critical delayed time  $t_{n_i}^{\text{PBH}}$ . In **red** we show the naive expectation achieved by requiring no nucleation to occur within the Hubble patch only, i.e. within  $V(t'; t_{\text{max}}) = 4\pi r_{\text{H}}^3(t_{\text{max}})/3$  instead of Eq. (C6) (or equivalently assuming  $\mathcal{P}_{\text{surv}} = \mathcal{P}_{\text{in}}$  instead of Eq. (C12)). This overestimate of the probability neglects bubbles nucleating outside the horizon but penetrating the horizon before the time of collapse around  $t_{\text{max}}$ . **Right:** the required (inverse) duration  $\beta/H$  of the phase transition as a function of the temperature  $T_{\text{eq}}$  at which the universe becomes vacuum-dominated, in order to achieve a PBH dark matter density of 1 (**solid lines**) and  $10^{-10}$  (**dashed lines**). The colors indicate the same calculations for the collapse probability used in the left figure.

where in the last line we have performed the change of variables

$$t_{\text{out}} \rightarrow r_{\text{out}}(t_{\text{out}}; t_{\text{max}}) = r_{\text{H}}(t_{\text{max}}) + r(t_{\text{max}}; t_{\text{out}}). \quad (\text{C11})$$

$r_{\text{out}}(t_{\text{out}}; t_{\text{max}})$  is the distance from the center of a Hubble patch at  $t_{\text{max}}$  a bubble needs to nucleate at time  $t_{\text{out}}$  in order to penetrate inside the Hubble patch at  $t_{\text{max}}$ . It defines the past light-cone of the Hubble patch at  $t_{\text{max}}$  shown in blue in Fig. 3.  $r_{\text{out}}(t_c; t_{\text{max}})$  is the furthest of those distances,  $t_c$  being the time when nucleation becomes energetically allowed. We use the label ‘‘out’’ to stress that the associated bubbles nucleate outside the Hubble patch at  $t_{\text{max}}$ . Eq. (C10) shows that the survival probability  $\mathcal{P}_{\text{surv}}(t_{n_i}; t_{\text{max}})$  can be decomposed as the product of two probabilities

$$\mathcal{P}_{\text{surv}}(t_{n_i}; t_{\text{max}}) = \mathcal{P}_{\text{in}}(t_{n_i}; t_{\text{max}}) \times \mathcal{P}_{\text{out}}(t_{n_i}; t_{\text{max}}), \quad (\text{C12})$$

according to whether nucleation takes place inside (‘‘in’’) or outside (‘‘out’’) the Hubble patch at  $t_{\text{max}}$ . The first factor

$$\mathcal{P}_{\text{in}}(t_{n_i}; t_{\text{max}}) = \exp \left[ - \int_{t_c}^{t_{n_i}} dt' \Gamma_{\text{v}}(t') a(t')^3 V_{\text{H}}^{\text{max}} \right], \quad (\text{C13})$$

is the probability of having no nucleation before time  $t_{n_i}$  inside the Hubble patch at  $t_{\text{max}}$ . The second factor  $\mathcal{P}_{\text{out}}$  in Eq. (C12) is the probability of having no nucleation before time  $t_{n_i}$  in regions of the past-like cone of the Hubble patch at  $t_{\text{max}}$ , defined in Eq. (C6), which are outside the Hubble patch at  $t_{\text{max}}$

$$\mathcal{P}_{\text{out}}(t_{n_i}; t_{\text{max}}) = \exp \left[ -4\pi \int_{r_{\text{H}}(t_{n_i})}^{r_{\text{out}}(t_c; t_{\text{max}})} dr_{\text{out}} r_{\text{out}}^2 \int_{t_c}^{t_{\text{out}}(r_{\text{out}}; t_{\text{max}})} dt' \Gamma_{\text{v}}(t') a(t')^3 \right]. \quad (\text{C14})$$

It accounts for bubbles nucleating outside the Hubble horizon before  $t_{n_i}$  but whose walls propagate inside the Hubble horizon before  $t_{\text{max}}$ . Here,  $t_{\text{out}}(r_{\text{out}}; t_{\text{max}})$  is the time at which a bubble needs to nucleate in order to enter the

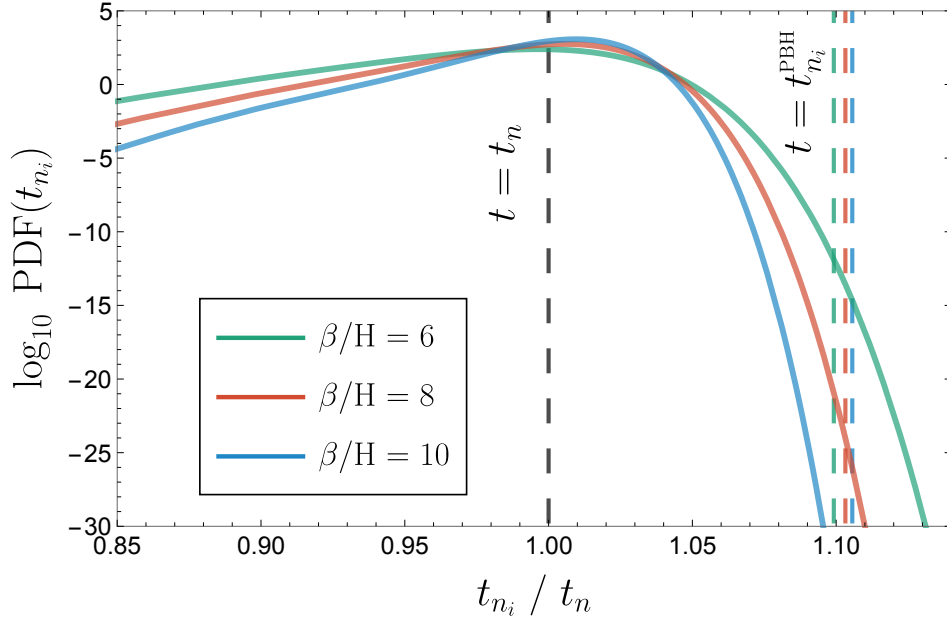


Figure 9. Probability Density Function (PDF) as a function of  $t_{n_i}$  at which the first bubble nucleates, in units of the instantaneous nucleation time,  $t_n$  defined through Eq. (C1). Three different values of  $\beta/H$  are shown, assuming a latent heat parameter  $\alpha = 10^4$  (see Eqs. (1) and (6)). In order to collapse into a PBH, the past light-cone of a given Hubble patch must remain false-vacuum-dominated until the second vertical dashed line  $t_{n_i} = t_{n_i}^{\text{PBH}}$ . The survival probability defined in Eq. (C5) is the PDF value at  $t_{n_i}^{\text{PBH}}$ .

Hubble patch at  $t_{\text{max}}$ , assuming it nucleates at a distance  $r_{\text{out}} > r_{\text{H}}(t_{\text{max}})$  from the center of the patch. The time  $t_{\text{out}}(r_{\text{out}}; t_{\text{max}})$  can be found from inverting the world line of the bubble wall  $r_{\text{out}}(t_{\text{out}}; t_{\text{max}})$  in Eq. (C11).

To the best of our knowledge, the formula in Eq. (C8) was initially proposed by [37] in 1982. However, the original version was simpler since it considered  $t_{\text{max}}$  and  $t_{n_i}$  to be identical. This last point has been addressed more recently in [39] which however misses the bubble wall piece in Eq. (C6), or equivalently the factor  $\mathcal{P}_{\text{out}}$  in Eq. (C12).<sup>7</sup> In Fig. 8, we show that the inclusion of the nucleation outside the Hubble patch considerably suppresses the collapse probability and moves the region of interest by 2 units in  $\beta/H$ .

Finally, we use the survival probability  $\mathcal{P}_{\text{surv}}(t_{n_i}, t_{\text{max}})$  to compute the Probability Density Function (PDF) for the nucleation delay  $t_{n_i}$  with a Monte-Carlo procedure. In Fig. 9, we show the resulting PDFs as a function of  $t_{n_i}/t$ , for three values of  $\beta/H$  and taking  $\alpha = 10^4$ . One can see that the PDFs peak around the “instantaneous” nucleation time  $t_n$  given by Eq. (B25), and that further delay is exponentially suppressed in probability.

**PBHs abundance.** The fraction  $f_{\text{PBH}} = \rho_{\text{PBH},0}/\rho_{\text{DM},0}$  of Dark Matter (DM) in the form of PBHs today is given by

$$f_{\text{PBH}} = \mathcal{P}_{\text{coll}} \frac{M_{\text{PBH}} \mathcal{N}_{\text{patches}}}{\rho_{\text{DM},0} \frac{4\pi}{3} H_0^3} \simeq \left( \frac{\mathcal{P}_{\text{coll}}}{6.0 \times 10^{-12}} \right) \left( \frac{T_{\text{eq}}}{500 \text{ GeV}} \right). \quad (\text{C15})$$

where the collapsed fraction  $\mathcal{P}_{\text{coll}}$  is defined in Eq. (C5). We introduced the current DM density  $\rho_{\text{DM},0} \simeq 0.26 \times 3M_{\text{pl}}^2 H_0^2$  and the number  $\mathcal{N}_{\text{patches}}$  of Hubble patches, at the time when the universe temperature was  $T_{\text{eq}}$ , in our past light-cone

$$\mathcal{N}_{\text{patches}} = \left( \frac{a_{\text{eq}} H_{\text{eq}}}{a_0 H_0} \right)^3 \simeq 5.3 \times 10^{40} \left( \frac{g_*(T_{\text{eq}})}{100} \right)^{1/2} \left( \frac{T_{\text{eq}}}{500 \text{ GeV}} \right)^3. \quad (\text{C16})$$

The scale factor ratio  $a_{\text{eq}}/a_0$  is related to the temperature ratio assuming adiabatic universe expansion  $a_{\text{eq}}/a_0 = (g_*(T_0)/g_{*s}(T_{\text{eq}}))^{1/3} (T_0/T_{\text{eq}})$  with  $g_*(T_0) \simeq 3.94$ . The fraction of collapsed PBHs  $\mathcal{P}_{\text{coll}}$  and the associated DM

<sup>7</sup>While this paper was in writing, a distinct derivation for the survival probability decomposition, Eq. (C12), appeared in [42]. However, the formula put forward in [42] does not distinguish the time  $t_{\text{max}}$  of collapse and the time  $t_{n_i}$  when nucleation starts, which implies that only patches which are completely vacuum-dominated are allowed to collapse. Ref. [43], which appeared one day after the submission of the first version of this work on the arxiv, also limits the gravitational collapse to areas that are entirely in a vacuum state, with  $F = 1$  in Eq. (B10). In contrast, the approach we present in this paper allows for gravitational collapse in regions with varying fraction of vacuum, ranging from  $0 \leq F \leq 1$ .

fraction  $f_{\text{PBH}}$  are shown in Fig. 8. The resulting probability depends very sensitively on the duration  $\beta^{-1}$  of the phase transition. The PBHs abundance is shown in Fig. 4.

## 2. Analytical approximation

Using the approximation of the scale factor given by  $a \simeq \exp(H_n t)$ , the fraction of false vacuum in Eq. (B10) can be calculated as follows:

$$\begin{aligned} \ln F(t; t_{n_i}) &= - \int_{t_{n_i}}^t d\tilde{t} \Gamma_v(\tilde{t}) \frac{4\pi}{3H_n^3} \left( e^{-H_n \tilde{t}} - e^{-H_n t} \right)^3 \\ &= - \frac{4\pi}{3} \frac{H_n}{\beta} e^{\beta(t_{n_i} - t_n)} \left( -1 + \frac{3e^{H_n(t_{n_i} - t)}}{1 + H_n/\beta} - \frac{3e^{2H_n(t_{n_i} - t)}}{1 + 2H_n/\beta} + \frac{6e^{\beta(t - t_{n_i})}}{(1 + H_n/\beta)(2 + H_n/\beta)(3 + H_n/\beta)} \right) \\ &\simeq - \frac{8\pi H_n^4}{\beta^4} \left( e^{\beta(t - t_n)} - e^{\beta(t_{n_i} - t_n)} \right), \end{aligned} \quad (\text{C17})$$

where  $t_{n_i}$  represents the time when the first bubble is nucleated in the past light-cone and  $t_n$  denotes the nucleation time in the instantaneous approximation defined in Eq. (C1). In the last line we took the limits  $\beta^{-1}$ ,  $(t_{n_i} - t) \ll H_n^{-1}$ . By inverting Eq. (C17), we can obtain the time  $t(F; t_{n_i})$  when only a fraction  $F$  of the false vacuum remains:

$$t(F; t_{n_i}) \simeq \beta^{-1} \ln \left[ e^{\beta t_{n_i}} + \frac{\beta^4}{8\pi H_n^4} e^{\beta t_n} \ln(F^{-1}) \right]. \quad (\text{C18})$$

Percolation occurs when the false vacuum fraction becomes smaller than some critical value  $F_{\text{perc}}$  (e.g.  $F_{\text{perc}} \simeq 37\%$ )

$$t_{\text{perc}}(t_{n_i}) \equiv t(F_{\text{perc}}; t_{n_i}). \quad (\text{C19})$$

The energy density in radiation, solution of Eq. (B21), reads

$$\rho_R(t; t_{n_i}) = \Delta V \int_{t_{n_i}}^t d\tilde{t} \left( \frac{a(\tilde{t})}{a(t)} \right)^4 \frac{dF(\tilde{t}; t_{n_i})}{d\tilde{t}}. \quad (\text{C20})$$

Upon approximating the false vacuum fraction  $F(t; t_{n_i})$  by the Heaviside function

$$F(t; t_{n_i}) \simeq \Theta(t - t_{\text{perc}}(t_{n_i})), \quad (\text{C21})$$

we can derive an analytical estimate for Eq. (C20):

$$\rho_R(t; t_{n_i}) \simeq \Delta V \left( \frac{a(t_{\text{perc}}(t_{n_i}))}{a(t)} \right)^4 \Theta(t - t_{\text{perc}}(t_{n_i})). \quad (\text{C22})$$

The percolation time  $t_{\text{perc}}^{\text{bkg}}$  in an average Hubble patch (“bkg”) where nucleation starts in principle as soon as it becomes energetically allowed  $t_{n_i} \simeq t_c$ , and the percolation time  $t_{\text{perc}}^{\text{late}}$  in a late patch (“late”) where  $t_{n_i} \gtrsim t_n$ , read

$$t_{\text{perc}}^{\text{bkg}} \equiv t(F_{\text{perc}}; t_c), \quad t_{\text{perc}}^{\text{late}} \equiv t(F_{\text{perc}}; t_{n_i}). \quad (\text{C23})$$

For  $t \gtrsim t_{\text{perc}}^{\text{bkg}}$  in spite of being filled with newly formed radiation with equation of state  $\omega(t) \simeq 1/3$ , we numerically find that the scale factor of the universe still grows exponentially for a while longer:

$$a(t) \simeq \exp(H_n t). \quad (\text{C24})$$

This is due to the inertia of the expansion rate encoded in the Friedmann equation  $2a(t)\ddot{a}(t) = -(1 + 3\omega(t))\dot{a}^2(t)$ . We approximate the Hubble factor in Eq. (C24) to be constant. Meanwhile, late patches continue to be vacuum-dominated until they are converted into radiation around the time  $t_{\text{perc}}^{\text{late}}$  in Eq. (C23) which we approximate to be

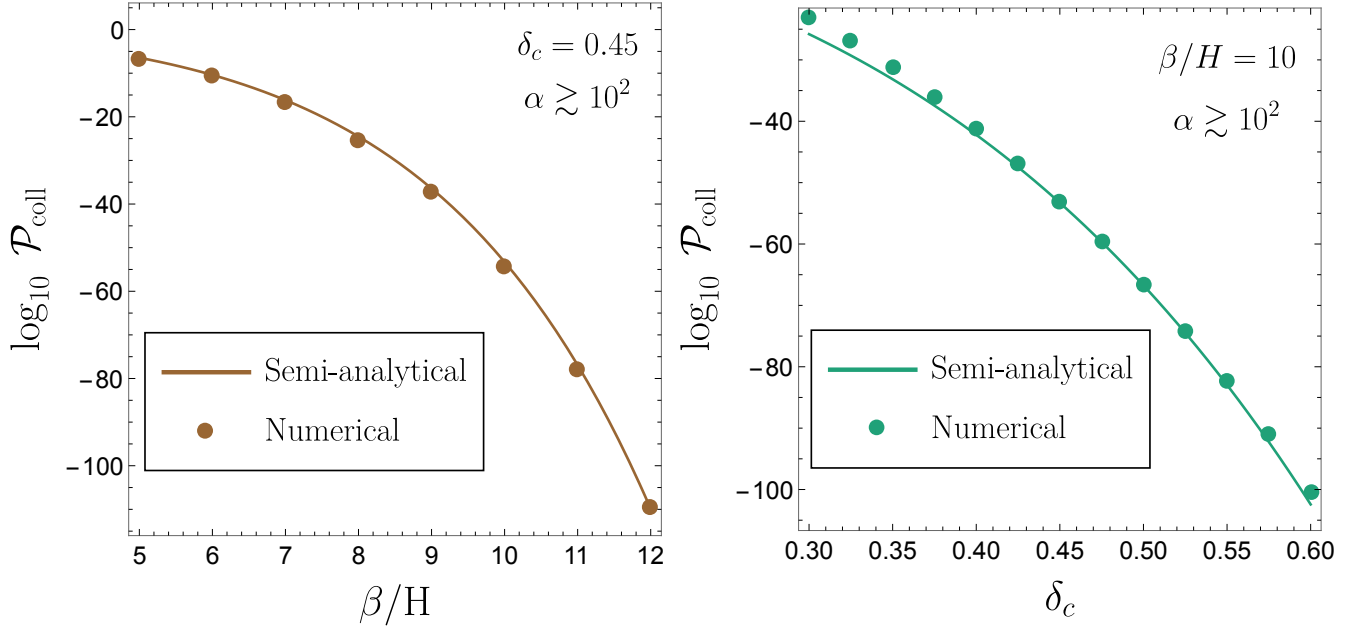


Figure 10. Fraction of causal patches which collapse into a PBH  $\mathcal{P}_{\text{coll}} \equiv \mathcal{P}_{\text{surv}}(t_{n_i}^{\text{PBH}}; t_{\text{max}})$  at the end of a supercooled phase transition. We assume that the supercooling period lasts at least  $N_e = 0.25 \log(\alpha) \gtrsim 1$  e-folding so that the PBH abundance is independent of  $N_e$ . We show the dependence on the phase transition rate of completion  $\beta/H$  (**left**) and on the density contrast threshold  $\delta_c$  (**right**). We compare the numerical calculation discussed in Sec. C1 to the semi-analytical formula, Eq. (C32).

equal to the time  $t_{\text{max}}$  in Eq. (C2) when the density contrast reaches its maximal value<sup>8</sup>

$$t_{\text{perc}}^{\text{late}} \simeq t_{\text{max}}. \quad (\text{C25})$$

Using the exponential scale factor in Eq. (C24) along with the radiation energy density in Eq. (C22), we get the contrast density at  $t_{\text{max}}$  of a delayed patch with respect to the background, both characterized by Eq. (C23)

$$\left. \frac{\rho_{\text{R}}^{\text{late}} - \rho_{\text{R}}^{\text{bkg}}}{\rho_{\text{R}}^{\text{bkg}}} \right|_{t=t_{\text{max}}} \simeq \frac{1 - e^{4H_n(t_{\text{perc}}^{\text{bkg}} - t_{\text{max}})}}{e^{4H_n(t_{\text{perc}}^{\text{bkg}} - t_{\text{max}})}}. \quad (\text{C26})$$

The last calculation assumes the approximation specified in Eq. (C25) which neglects the redshift of radiation inside delayed patches before  $t_{\text{max}}$ . A delayed patch collapses if Eq. (C26) is above the critical threshold  $\delta_c \simeq 0.45$ . Using Eqs. (C18) and (C23) to express  $t_{\text{perc}}^{\text{bkg}}$  and  $t_{\text{max}}$  as a function of the corresponding false vacuum fractions  $F_{\text{perc}}$  and  $F_{\text{max}}$ , we compute the minimal delayed time  $t_{n_i}^{\text{PBH}}$  of the onset of nucleation for a late patch to collapse into a PBH

$$\left. \frac{\rho_{\text{R}}^{\text{late}} - \rho_{\text{R}}^{\text{bkg}}}{\rho_{\text{R}}^{\text{bkg}}} \right|_{t=t_{\text{max}}} \simeq \delta_c \quad \implies \quad t_{n_i}^{\text{PBH}} \simeq t_n + \beta^{-1} \ln \left( \frac{\beta^4}{8\pi H_n^4} \right) + (4H_n)^{-1} \ln \left[ \ln(F_{\text{perc}}^{-1}) (1 + \delta_c)^{\frac{\beta}{4H_n}} - \ln(F_{\text{max}}^{-1}) \right]. \quad (\text{C27})$$

We now calculate the collapse probability using the probability  $\mathcal{P}_{\text{coll}} = \mathcal{P}_{\text{surv}}(t_{n_i}^{\text{PBH}}; t_{\text{max}})$  defined in Eq. (C8) for no nucleation occurring within the past light-cone of a Hubble patch at  $t_{\text{max}}$  before the critical delayed time  $t_{n_i}^{\text{PBH}}$ . By using the exponential scale factor we can simplify the causal volume in Eq. (C6) to

$$V(t'; t_{\text{max}}) \simeq \frac{4\pi}{3H_n^3} \left( e^{-H_n t'} - e^{-H_n t_{\text{max}}} \left( 1 - \frac{H_n}{H_{\text{max}}} \right) \right)^3, \quad (\text{C28})$$

<sup>8</sup>The accuracy of this approximation can be evaluated from the comment below Eq. (C2).

where  $H_n = H(t_n)$  and  $H_{\max} = H(t_{\max})$ . To derive an analytical expression for the survival probability, we approximate  $H_{\max} \simeq H_n$ , leading to a simplified expression for the causal volume

$$V(t'; t_{\max}) \simeq \frac{4\pi}{3H_n^3} e^{-3H_n t'}. \quad (\text{C29})$$

Substituting the exponential causal volume in Eq. (C29) and the exponential tunneling rate in Eq. (4) into Eq. (C8), we arrive at the survival probability

$$\mathcal{P}_{\text{surv}}(t_{n_i}; t_{\max}) \simeq \exp \left[ -\frac{4\pi}{3} \frac{H_n}{\beta} e^{\beta(t_{n_i} - t_n)} \right]. \quad (\text{C30})$$

Note that we have neglected a  $t_c$ -dependent term in Eq. (C30), which is valid for  $t_{n_i}^{\text{PBH}} - t_c \gg \beta^{-1}$ . Also note that because  $H_{\max} < H_n$ , the expression in Eq. (C29) underestimates the causal volume, and the expression in Eq. (C30) overestimates the survival probability. Plugging Eq. (C27) into Eq. (C30) gives

$$\mathcal{P}_{\text{coll}} \simeq \exp \left[ -\frac{1}{6} \left( \frac{\beta}{H_n} \right)^3 \left( (1 + \delta_c)^{\frac{\beta}{4H_n}} \ln(F_{\text{perc}}^{-1}) - \ln(F_{\text{max}}^{-1}) \right) \right], \quad (\text{C31})$$

where  $\mathcal{P}_{\text{coll}} \equiv \mathcal{P}_{\text{surv}}(t_{n_i}^{\text{PBH}}; t_{\max})$ . This motivates the semi-analytical expression in the main text, cf. Eq. (15), which we report here

$$\mathcal{P}_{\text{coll}} \simeq \exp \left[ -a \left( \frac{\beta}{H_n} \right)^b (1 + \delta_c)^{c \frac{\beta}{H_n}} \right], \quad (\text{C32})$$

where  $a \simeq 0.5646$ ,  $b \simeq 1.266$  and  $c \simeq 0.6639$  are parameters fitted against numerical calculations. We numerically find the value  $b \simeq 1.266$  to be preferred over the value  $b \simeq 3$  suggested by Eq. (C31).<sup>9</sup> The observed discrepancy between Eqs. (C31) and (C32) is in line with the multiple levels of approximations employed in the calculation. A more thorough analytical investigation is warranted to gain a deeper understanding of this behavior, which we leave for future studies. We show the semi-analytical survival probability together with the numerical results in Figs. 4 and 10.

---

<sup>9</sup>The fit of the expression in Eq. (C31) gives (reduced chi-square  $\chi^2 = 50.3$  instead of  $\chi^2 = 1.45$  for Eq. (C32))

$$\mathcal{P}_{\text{coll}} \simeq \exp \left[ -\frac{1}{6} \left( \frac{\beta}{H_n} \right)^3 \left( (1 + \delta_c)^{\frac{\beta}{4H_n}} \ln(F_{\text{perc}}^{-1}) - \ln(F_{\text{max}}^{-1}) \right) \right], \quad \text{with } F_{\text{perc}} \simeq 0.546, \quad F_{\text{max}} \simeq 0.452. \quad (\text{C33})$$

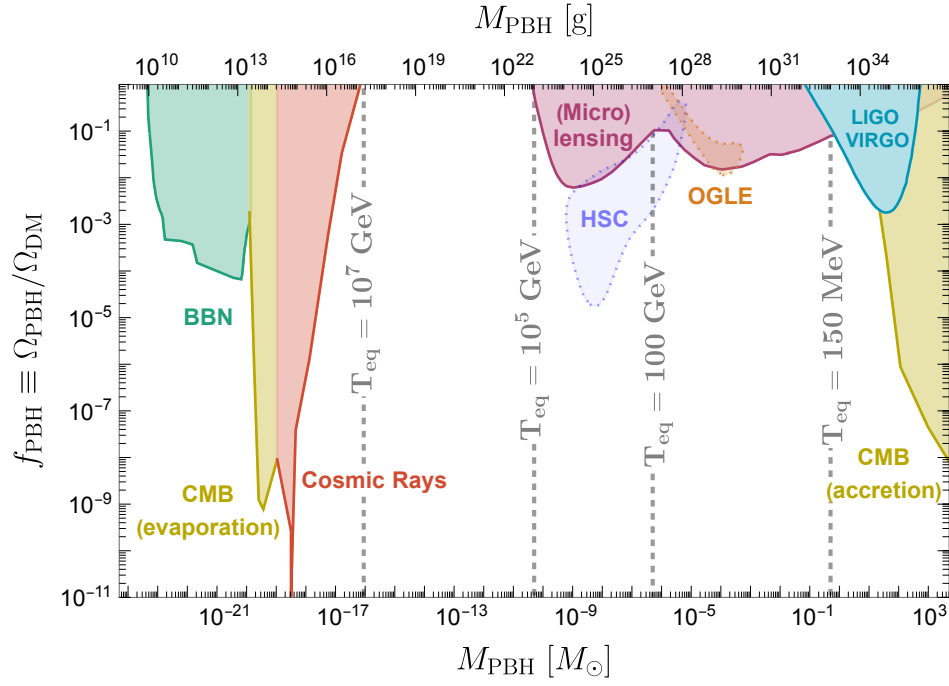


Figure 11. Cosmological and astrophysical constraints on the abundance of PBHs. We indicate with vertical dashed lines the temperature  $T_{\text{eq}}$  when the universe starts supercooling during a phase transition which would form PBHs at the corresponding mass  $M_{\text{PBH}}$ . From right to left, we have accretion during CMB [51–53], merging events in LIGO-Virgo [57], microlensing experiments [58–61], cosmic-ray fluxes [62, 63, 125–128], evaporation during CMB [54–56], and BBN [62]. The dotted regions are the posterior distributions inferred from anomalous microlensing events reported in HSC and OGLE data [60, 61, 64].

#### D. Constraints on PBHs

The abundance of primordial black holes (PBHs) below  $10^{17}$  g is constrained through the process of Hawking radiation, which is the loss of mass and eventual evaporation of PBHs. If there are too many PBHs, they could have negative impacts on Big-Bang Nucleosynthesis (BBN), the Cosmic Microwave Background (CMB), and cosmic-rays. Instead, PBHs with asteroid mass  $10^{17}$  g  $\lesssim M_{\text{PBH}} \lesssim 10^{23}$  g could compose 100% of Dark Matter. At larger masses, PBH are constrained by microlensing, kHz GW interferometers and accretion in the CMB. We summarize the constraints together with the associated references in Fig. 11.



\* [yann.gouttenoire@gmail.com](mailto:yann.gouttenoire@gmail.com)

† [tomervolansky@gmail.com](mailto:tomervolansky@gmail.com)

- [1] B. P. Abbott *et al.* (LIGO Scientific, Virgo), Gwtc-1: a Gravitational-Wave Transient Catalog of Compact Binary Mergers Observed by Ligo and Virgo during the First and Second Observing Runs, *Phys. Rev. X* **9**, 031040 (2019), [arXiv:1811.12907](https://arxiv.org/abs/1811.12907) [astro-ph.HE].
- [2] B. J. Carr and S. W. Hawking, Black holes in the early Universe, *Mon. Not. Roy. Astron. Soc.* **168**, 399 (1974).
- [3] B. J. Carr and J. E. Lidsey, Primordial Black Holes and Generalized Constraints on Chaotic Inflation, *Phys. Rev. D* **48**, 543 (1993).
- [4] P. Ivanov, P. Naselsky, and I. Novikov, Inflation and Primordial Black Holes as Dark Matter, *Phys. Rev. D* **50**, 7173 (1994).
- [5] S. W. Hawking, Black Holes from Cosmic Strings, *Phys. Lett. B* **231**, 237 (1989).
- [6] R. R. Caldwell and P. Casper, Formation of black holes from collapsed cosmic string loops, *Phys. Rev. D* **53**, 3002 (1996), [arXiv:gr-qc/9509012](https://arxiv.org/abs/gr-qc/9509012).
- [7] A. C. Jenkins and M. Sakellariadou, Primordial black holes from cusp collapse on cosmic strings, (2020), [arXiv:2006.16249](https://arxiv.org/abs/2006.16249) [astro-ph.CO].
- [8] J. J. Blanco-Pillado, K. D. Olum, and A. Vilenkin, No black holes from cosmic string cusps, (2021), [arXiv:2101.05040](https://arxiv.org/abs/2101.05040) [astro-ph.CO].
- [9] T. Vachaspati, Lunar Mass Black Holes from QCD Axion Cosmology, (2017), [arXiv:1706.03868](https://arxiv.org/abs/1706.03868) [hep-th].
- [10] F. Ferrer, E. Masso, G. Panico, O. Pujolas, and F. Rompineve, Primordial Black Holes from the QCD Axion, *Phys. Rev. Lett.* **122**, 101301 (2019), [arXiv:1807.01707](https://arxiv.org/abs/1807.01707) [hep-ph].
- [11] G. B. Gelmini, A. Simpson, and E. Vitagliano, Catastrogenesis: DM, GWs, and PBHs from ALP string-wall networks, *JCAP* **02**, 031, [arXiv:2207.07126](https://arxiv.org/abs/2207.07126) [hep-ph].
- [12] G. B. Gelmini, J. Hyman, A. Simpson, and E. Vitagliano, Primordial black hole dark matter from catastrogenesis with unstable pseudo-Goldstone bosons, (2023), [arXiv:2303.14107](https://arxiv.org/abs/2303.14107) [hep-ph].
- [13] A. Dolgov and J. Silk, Baryon Isocurvature Fluctuations at Small Scales and Baryonic Dark Matter, *Phys. Rev. D* **47**, 4244 (1993).
- [14] K. Kasai, M. Kawasaki, and K. Murai, Revisiting the Affleck-Dine Mechanism for Primordial Black Hole Formation, *JCAP* **10**, 048, [arXiv:2205.10148](https://arxiv.org/abs/2205.10148) [astro-ph.CO].
- [15] E. Cotner and A. Kusenko, Primordial black holes from supersymmetry in the early universe, *Phys. Rev. Lett.* **119**, 031103 (2017), [arXiv:1612.02529](https://arxiv.org/abs/1612.02529) [astro-ph.CO].
- [16] J. Martin, T. Papanikolaou, and V. Vennin, Primordial black holes from the preheating instability in single-field inflation, *JCAP* **01**, 024, [arXiv:1907.04236](https://arxiv.org/abs/1907.04236) [astro-ph.CO].
- [17] J. H. Chang, D. Egana-Ugrinovic, R. Essig, and C. Kouvaris, Structure Formation and Exotic Compact Objects in a Dissipative Dark Sector, *JCAP* **03**, 036, [arXiv:1812.07000](https://arxiv.org/abs/1812.07000) [hep-ph].
- [18] M. M. Flores and A. Kusenko, Primordial Black Holes from Long-Range Scalar Forces and Scalar Radiative Cooling, *Phys. Rev. Lett.* **126**, 041101 (2021), [arXiv:2008.12456](https://arxiv.org/abs/2008.12456) [astro-ph.CO].
- [19] G. Domènech, D. Inman, A. Kusenko, and M. Sasaki, Halo Formation from Yukawa Forces in the Very Early Universe, (2023), [arXiv:2304.13053](https://arxiv.org/abs/2304.13053) [astro-ph.CO].
- [20] A. Chakraborty, P. K. Chanda, K. L. Pandey, and S. Das, Formation and Abundance of Late-forming Primordial Black Holes as Dark Matter, *Astrophys. J.* **932**, 119 (2022), [arXiv:2204.09628](https://arxiv.org/abs/2204.09628) [astro-ph.CO].
- [21] S. W. Hawking, I. G. Moss, and J. M. Stewart, Bubble Collisions in the Very Early Universe, *Phys. Rev. D* **26**, 2681 (1982).
- [22] I. G. Moss, Singularity Formation from Colliding Bubbles, *Phys. Rev. D* **50**, 676 (1994).
- [23] A. Ashoorioon, A. Rostami, and J. T. Firouzjaee, Examining the end of inflation with primordial black holes mass distribution and gravitational waves, *Phys. Rev. D* **103**, 123512 (2021), [arXiv:2012.02817](https://arxiv.org/abs/2012.02817) [astro-ph.CO].
- [24] M. Crawford and D. N. Schramm, Spontaneous Generation of Density Perturbations in the Early Universe, *Nature* **298**, 538 (1982).
- [25] C. Gross, G. Landini, A. Strumia, and D. Teresi, Dark Matter as Dark Dwarfs and Other Macroscopic Objects: Multiverse Relics?, *JHEP* **09**, 033, [arXiv:2105.02840](https://arxiv.org/abs/2105.02840) [hep-ph].
- [26] M. J. Baker, M. Breitbach, J. Kopp, and L. Mittnacht, Detailed Calculation of Primordial Black Hole Formation during First-Order Cosmological Phase Transitions, (2021), [arXiv:2110.00005](https://arxiv.org/abs/2110.00005) [astro-ph.CO].
- [27] K. Kawana and K.-P. Xie, Primordial Black Holes from a Cosmic Phase Transition: the Collapse of Fermi-Balls, *Phys. Lett. B* **824**, 136791 (2022), [arXiv:2106.00111](https://arxiv.org/abs/2106.00111) [astro-ph.CO].
- [28] P. Huang and K.-P. Xie, Primordial black holes from an electroweak phase transition, *Phys. Rev. D* **105**, 115033 (2022), [arXiv:2201.07243](https://arxiv.org/abs/2201.07243) [hep-ph].
- [29] J. Garriga, A. Vilenkin, and J. Zhang, Black Holes and the Multiverse, *JCAP* **02**, 064, [arXiv:1512.01819](https://arxiv.org/abs/1512.01819) [hep-th].
- [30] H. Deng, J. Garriga, and A. Vilenkin, Primordial Black Hole and Wormhole Formation by Domain Walls, *JCAP* **04**, 050, [arXiv:1612.03753](https://arxiv.org/abs/1612.03753) [gr-qc].
- [31] H. Deng and A. Vilenkin, Primordial Black Hole Formation by Vacuum Bubbles, *JCAP* **12**, 044, [arXiv:1710.02865](https://arxiv.org/abs/1710.02865) [gr-qc].
- [32] A. Kusenko, M. Sasaki, S. Sugiyama, M. Takada, V. Takhistov, and E. Vitagliano, Exploring Primordial Black Holes from the Multiverse with Optical Telescopes, *Phys. Rev. Lett.* **125**, 181304 (2020), [arXiv:2001.09160](https://arxiv.org/abs/2001.09160) [astro-ph.CO].
- [33] K. Sato, M. Sasaki, H. Kodama, and K.-i. Maeda, Creation of Wormholes by First Order Phase Transition of a Vacuum in the Early Universe, *Prog. Theor. Phys.* **65**, 1443 (1981).
- [34] K.-i. Maeda, K. Sato, M. Sasaki, and H. Kodama, Creation of De Sitter-schwarzschild Wormholes by a Cosmological First Order Phase Transition, *Phys. Lett. B* **108**, 98 (1982).
- [35] K. Sato, H. Kodama, M. Sasaki, and K.-i. Maeda, Multiproduction of Universes by First Order Phase Transition of a Vacuum, *Phys. Lett. B* **108**, 103 (1982).

- [36] H. Kodama, M. Sasaki, K. Sato, and K.-i. Maeda, Fate of Wormholes Created by First Order Phase Transition in the Early Universe, *Prog. Theor. Phys.* **66**, 2052 (1981).
- [37] H. Kodama, M. Sasaki, and K. Sato, Abundance of Primordial Holes Produced by Cosmological First Order Phase Transition, *Prog. Theor. Phys.* **68**, 1979 (1982).
- [38] S. D. H. Hsu, Black Holes From Extended Inflation, *Phys. Lett. B* **251**, 343 (1990).
- [39] J. Liu, L. Bian, R.-G. Cai, Z.-K. Guo, and S.-J. Wang, Primordial Black Hole Production during First-Order Phase Transitions, *Phys. Rev. D* **105**, L021303 (2022), [arXiv:2106.05637 \[astro-ph.CO\]](#).
- [40] K. Hashino, S. Kanemura, and T. Takahashi, Primordial Black Holes as a Probe of Strongly First-Order Electroweak Phase Transition, (2021), [arXiv:2111.13099 \[hep-ph\]](#).
- [41] S. He, L. Li, Z. Li, and S.-J. Wang, Gravitational Waves and Primordial Black Hole Productions from Gluodynamics, (2022), [arXiv:2210.14094 \[hep-ph\]](#).
- [42] K. Kawana, T. Kim, and P. Lu, PBH Formation from Overdensities in Delayed Vacuum Transitions, (2022), [arXiv:2212.14037 \[astro-ph.CO\]](#).
- [43] M. Lewicki, P. Toczek, and V. Vaskonen, Primordial black holes from strong first-order phase transitions, (2023), [arXiv:2305.04924 \[astro-ph.CO\]](#).
- [44] T. C. Gehrman, B. Shams Es Haghi, K. Sinha, and T. Xu, The Primordial Black Holes that Disappeared: Connections to Dark Matter and MHz-GHz Gravitational Waves, (2023), [arXiv:2304.09194 \[hep-ph\]](#).
- [45] E. W. Kolb and M. S. Turner, *The Early Universe*, Vol. 69 (1990).
- [46] A. H. Guth and S. H. H. Tye, Phase Transitions and Magnetic Monopole Production in the Very Early Universe, *Phys. Rev. Lett.* **44**, 631 (1980), [Erratum: *Phys.Rev.Lett.* 44, 963 (1980)].
- [47] B. J. Carr, The Primordial Black Hole Mass Spectrum, *Astrophys. J.* **201**, 1 (1975).
- [48] I. Musco and J. C. Miller, Primordial black hole formation in the early universe: critical behaviour and self-similarity, *Class. Quant. Grav.* **30**, 145009 (2013), [arXiv:1201.2379 \[gr-qc\]](#).
- [49] R. M. Wald, Asymptotic behavior of homogeneous cosmological models in the presence of a positive cosmological constant, *Phys. Rev. D* **28**, 2118 (1983).
- [50] A. Escrivà and A. E. Romano, Effects of the shape of curvature peaks on the size of primordial black holes, *JCAP* **05**, 066, [arXiv:2103.03867 \[gr-qc\]](#).
- [51] Y. Ali-Haïmoud and M. Kamionkowski, Cosmic microwave background limits on accreting primordial black holes, *Phys. Rev. D* **95**, 043534 (2017), [arXiv:1612.05644 \[astro-ph.CO\]](#).
- [52] V. Poulin, P. D. Serpico, F. Calore, S. Clesse, and K. Kohri, Cmb Bounds on Disk-Accreting Massive Primordial Black Holes, *Phys. Rev. D* **96**, 083524 (2017), [arXiv:1707.04206 \[astro-ph.CO\]](#).
- [53] P. D. Serpico, V. Poulin, D. Inman, and K. Kohri, Cosmic microwave background bounds on primordial black holes including dark matter halo accretion, *Phys. Rev. Res.* **2**, 023204 (2020), [arXiv:2002.10771 \[astro-ph.CO\]](#).
- [54] V. Poulin, J. Lesgourgues, and P. D. Serpico, Cosmological Constraints on Exotic Injection of Electromagnetic Energy, *JCAP* **03**, 043, [arXiv:1610.10051 \[astro-ph.CO\]](#).
- [55] P. Stöcker, M. Krämer, J. Lesgourgues, and V. Poulin, Exotic energy injection with ExoCLASS: Application to the Higgs portal model and evaporating black holes, *JCAP* **03**, 018, [arXiv:1801.01871 \[astro-ph.CO\]](#).
- [56] H. Poulter, Y. Ali-Haïmoud, J. Hamann, M. White, and A. G. Williams, CMB constraints on ultra-light primordial black holes with extended mass distributions, (2019), [arXiv:1907.06485 \[astro-ph.CO\]](#).
- [57] V. De Luca, G. Franciolini, P. Pani, and A. Riotto, Primordial Black Holes Confront LIGO/Virgo data: Current situation, *JCAP* **06**, 044, [arXiv:2005.05641 \[astro-ph.CO\]](#).
- [58] C. Alcock *et al.* (MACHO), The MACHO project: Microlensing results from 5.7 years of LMC observations, *Astrophys. J.* **542**, 281 (2000), [arXiv:astro-ph/0001272](#).
- [59] P. Tisserand *et al.* (EROS-2), Limits on the Macho Content of the Galactic Halo from the EROS-2 Survey of the Magellanic Clouds, *Astron. Astrophys.* **469**, 387 (2007), [arXiv:astro-ph/0607207](#).
- [60] H. Niikura, M. Takada, S. Yokoyama, T. Sumi, and S. Masaki, Constraints on Earth-Mass Primordial Black Holes from Ogle 5-Year Microlensing Events, *Phys. Rev. D* **99**, 083503 (2019), [arXiv:1901.07120 \[astro-ph.CO\]](#).
- [61] H. Niikura *et al.*, Microlensing Constraints on Primordial Black Holes with Subaru/Hsc Andromeda Observations, *Nature Astron.* **3**, 524 (2019), [arXiv:1701.02151 \[astro-ph.CO\]](#).
- [62] B. J. Carr, K. Kohri, Y. Sendouda, and J. Yokoyama, New Cosmological Constraints on Primordial Black Holes, *Phys. Rev. D* **81**, 104019 (2010), [arXiv:0912.5297 \[astro-ph.CO\]](#).
- [63] M. Boudaud and M. Cirelli, Voyager 1  $e^\pm$  Further Constrain Primordial Black Holes as Dark Matter, *Phys. Rev. Lett.* **122**, 041104 (2019), [arXiv:1807.03075 \[astro-ph.HE\]](#).
- [64] S. Sugiyama, M. Takada, and A. Kusenko, Possible Evidence of QCD Axion Stars in Hsc and Ogle Microlensing Events, (2021), [arXiv:2108.03063 \[hep-ph\]](#).
- [65] Z. Arzoumanian *et al.* (NANOGrav), Searching for Gravitational Waves from Cosmological Phase Transitions with the NANOGrav 12.5-Year Dataset, *Phys. Rev. Lett.* **127**, 251302 (2021), [arXiv:2104.13930 \[astro-ph.CO\]](#).
- [66] S. Chen *et al.*, Common-red-signal analysis with 24-yr high-precision timing of the European Pulsar Timing Array: Inferences in the stochastic gravitational-wave background search [10.1093/mnras/stab2833](#) (2021), [arXiv:2110.13184 \[astro-ph.HE\]](#).
- [67] B. Goncharov *et al.*, On the evidence for a common-spectrum process in the search for the nanohertz gravitational-wave background with the Parkes Pulsar Timing Array [10.3847/2041-8213/ac17f4](#) (2021), [arXiv:2107.12112 \[astro-ph.HE\]](#).
- [68] J. Antoniadis *et al.*, The International Pulsar Timing Array second data release: Search for an isotropic gravitational wave background, *Mon. Not. Roy. Astron. Soc.* **510**, 4873 (2022), [arXiv:2201.03980 \[astro-ph.HE\]](#).

- [69] A. Romero, K. Martinovic, T. A. Callister, H.-K. Guo, M. Martínez, M. Sakellariadou, F.-W. Yang, and Y. Zhao, Implications for First-Order Cosmological Phase Transitions from the Third LIGO-Virgo Observing Run, *Phys. Rev. Lett.* **126**, 151301 (2021), [arXiv:2102.01714 \[hep-ph\]](#).
- [70] V. A. Rubakov and D. S. Gorbunov, *Introduction to the Theory of the Early Universe: Hot big bang theory* (World Scientific, Singapore, 2017).
- [71] C. Caprini *et al.*, Science with the space-based interferometer eLISA. II: Gravitational waves from cosmological phase transitions, *JCAP* **04**, 001, [arXiv:1512.06239 \[astro-ph.CO\]](#).
- [72] C. Caprini *et al.*, Detecting gravitational waves from cosmological phase transitions with LISA: an update, *JCAP* **03**, 024, [arXiv:1910.13125 \[astro-ph.CO\]](#).
- [73] Y. Gouttenoire, R. Jinno, and F. Sala, Friction pressure on relativistic bubble walls, *JHEP* **05**, 004, [arXiv:2112.07686 \[hep-ph\]](#).
- [74] Y. Gouttenoire, *Beyond the Standard Model Cocktail*, Springer Theses (Springer, Cham, 2022) [arXiv:2207.01633 \[hep-ph\]](#).
- [75] B. Carr and F. Kuhnel, Primordial Black Holes as Dark Matter: Recent Developments, *Ann. Rev. Nucl. Part. Sci.* **70**, 355 (2020), [arXiv:2006.02838 \[astro-ph.CO\]](#).
- [76] R. Jinno and M. Takimoto, Gravitational Waves from Bubble Dynamics: Beyond the Envelope, *JCAP* **01**, 060, [arXiv:1707.03111 \[hep-ph\]](#).
- [77] T. Konstandin, Gravitational Radiation from a Bulk Flow Model, *JCAP* **03**, 047, [arXiv:1712.06869 \[astro-ph.CO\]](#).
- [78] S. W. Hawking, Black Hole Explosions, *Nature* **248**, 30 (1974).
- [79] S. W. Hawking, Particle Creation by Black Holes, *Commun. Math. Phys.* **43**, 199 (1975), [Erratum: *Commun. Math. Phys.* **46**, 206 (1976)].
- [80] B. P. Abbott *et al.* (LIGO Scientific, Virgo), Search for Subsolar Mass Ultracompact Binaries in Advanced LIGO's Second Observing Run, *Phys. Rev. Lett.* **123**, 161102 (2019), [arXiv:1904.08976 \[astro-ph.CO\]](#).
- [81] S. R. Coleman and E. J. Weinberg, Radiative Corrections as the Origin of Spontaneous Symmetry Breaking, *Phys. Rev. D* **7**, 1888 (1973).
- [82] E. Witten, Cosmological Consequences of a Light Higgs Boson, *Nucl. Phys. B* **177**, 477 (1981).
- [83] R. Hempfling, The Next-To-Minimal Coleman-Weinberg Model, *Phys. Lett. B* **379**, 153 (1996), [arXiv:hep-ph/9604278](#).
- [84] W. A. Bardeen, On naturalness in the standard model, in *Ontake Summer Institute on Particle Physics Ontake Mountain, Japan, August 27-September 2, 1995* (1995).
- [85] S. Iso, P. D. Serpico, and K. Shimada, QCD-Electroweak First-Order Phase Transition in a Supercooled Universe, *Phys. Rev. Lett.* **119**, 141301 (2017), [arXiv:1704.04955 \[hep-ph\]](#).
- [86] B. von Harling and G. Servant, QCD-induced Electroweak Phase Transition, *JHEP* **01**, 159, [arXiv:1711.11554 \[hep-ph\]](#).
- [87] L. Randall and G. Servant, Gravitational Waves from Warped Spacetime, *JHEP* **05**, 054, [arXiv:hep-ph/0607158](#).
- [88] R. Jinno and M. Takimoto, Probing a classically conformal B-L model with gravitational waves, *Phys. Rev. D* **95**, 015020 (2017), [arXiv:1604.05035 \[hep-ph\]](#).
- [89] V. Brdar, A. J. Helmboldt, and J. Kubo, Gravitational Waves from First-Order Phase Transitions: LIGO as a Window to Unexplored Seesaw Scales, *JCAP* **02**, 021, [arXiv:1810.12306 \[hep-ph\]](#).
- [90] V. Brdar, A. J. Helmboldt, and M. Lindner, Strong Supercooling as a Consequence of Renormalization Group Consistency, *JHEP* **12**, 158, [arXiv:1910.13460 \[hep-ph\]](#).
- [91] C. Marzo, L. Marzola, and V. Vaskonen, Phase transition and vacuum stability in the classically conformal B–L model, *Eur. Phys. J. C* **79**, 601 (2019), [arXiv:1811.11169 \[hep-ph\]](#).
- [92] J. Ellis, M. Lewicki, J. M. No, and V. Vaskonen, Gravitational wave energy budget in strongly supercooled phase transitions, *JCAP* **06**, 024, [arXiv:1903.09642 \[hep-ph\]](#).
- [93] J. Ellis, M. Lewicki, and V. Vaskonen, Updated predictions for gravitational waves produced in a strongly supercooled phase transition, *JCAP* **11**, 020, [arXiv:2007.15586 \[astro-ph.CO\]](#).
- [94] I. Baldes and C. Garcia-Cely, Strong gravitational radiation from a simple dark matter model, *JHEP* **05**, 190, [arXiv:1809.01198 \[hep-ph\]](#).
- [95] T. Prokopec, J. Rezaeck, and B. Świeżewska, Gravitational waves from conformal symmetry breaking, *JCAP* **02**, 009, [arXiv:1809.11129 \[hep-ph\]](#).
- [96] L. Delle Rose, G. Panico, M. Redi, and A. Tesi, Gravitational Waves from Supercool Axions, *JHEP* **04**, 025, [arXiv:1912.06139 \[hep-ph\]](#).
- [97] M. Kierkla, A. Karam, and B. Świeżewska, Conformal Model for Gravitational Waves and Dark Matter: a Status Update, (2022), [arXiv:2210.07075 \[astro-ph.CO\]](#).
- [98] T. Konstandin and G. Servant, Cosmological Consequences of Nearly Conformal Dynamics at the TeV scale, *JCAP* **12**, 009, [arXiv:1104.4791 \[hep-ph\]](#).
- [99] T. Hambye, A. Strumia, and D. Teresi, Super-Cool Dark Matter, *JHEP* **08**, 188, [arXiv:1805.01473 \[hep-ph\]](#).
- [100] I. Baldes, Y. Gouttenoire, and F. Sala, String Fragmentation in Supercooled Confinement and Implications for Dark Matter, *JHEP* **04**, 278, [arXiv:2007.08440 \[hep-ph\]](#).
- [101] A. Azatov, M. Vanvlasselaer, and W. Yin, Dark Matter production from relativistic bubble walls, *JHEP* **03**, 288, [arXiv:2101.05721 \[hep-ph\]](#).
- [102] I. Baldes, M. Dichtl, Y. Gouttenoire, and F. Sala, Bubbletrons, (2023), [arXiv:2306.15555 \[hep-ph\]](#).
- [103] I. Baldes, Y. Gouttenoire, F. Sala, and G. Servant, Supercool composite Dark Matter beyond 100 TeV, *JHEP* **07**, 084, [arXiv:2110.13926 \[hep-ph\]](#).
- [104] I. Baldes, Y. Gouttenoire, and F. Sala, Hot and Heavy Dark Matter from Supercooling, (2022), [arXiv:2207.05096 \[hep-ph\]](#).
- [105] X. Wong and K.-P. Xie, Freeze-in of WIMP dark matter, (2023), [arXiv:2304.00908 \[hep-ph\]](#).
- [106] T. Konstandin and G. Servant, Natural Cold Baryogenesis from Strongly Interacting Electroweak Symmetry Breaking, *JCAP* **07**, 024, [arXiv:1104.4793 \[hep-ph\]](#).

- [107] G. Servant, Baryogenesis from Strong  $CP$  Violation and the QCD Axion, *Phys. Rev. Lett.* **113**, 171803 (2014), [arXiv:1407.0030 \[hep-ph\]](#).
- [108] A. Azatov, M. Vanvlasselaer, and W. Yin, Baryogenesis via relativistic bubble walls, *JHEP* **10**, 043, [arXiv:2106.14913 \[hep-ph\]](#).
- [109] I. Baldes, S. Blasi, A. Mariotti, A. Sevrin, and K. Turbang, Baryogenesis via relativistic bubble expansion, *Phys. Rev. D* **104**, 115029 (2021), [arXiv:2106.15602 \[hep-ph\]](#).
- [110] M. Quiros, Finite Temperature Field Theory and Phase Transitions, in *Ictp Summer School in High-Energy Physics and Cosmology* (1999) pp. 187–259, [arXiv:hep-ph/9901312](#).
- [111] M. Hindmarsh and M. Hijazi, Gravitational waves from first order cosmological phase transitions in the Sound Shell Model, *JCAP* **12**, 062, [arXiv:1909.10040 \[astro-ph.CO\]](#).
- [112] M. S. Turner, E. J. Weinberg, and L. M. Widrow, Bubble Nucleation in First Order Inflation and Other Cosmological Phase Transitions, *Phys. Rev. D* **46**, 2384 (1992).
- [113] H. Deng, Primordial black hole formation by vacuum bubbles. Part II, *JCAP* **09**, 023, [arXiv:2006.11907 \[astro-ph.CO\]](#).
- [114] A. Vilenkin and E. P. S. Shellard, *Cosmic Strings and Other Topological Defects* (Cambridge University Press, 2000).
- [115] R. Watkins and L. M. Widrow, Aspects of reheating in first order inflation, *Nucl. Phys. B* **374**, 446 (1992).
- [116] E. W. Kolb and A. Riotto, Preheating and symmetry restoration in collisions of vacuum bubbles, *Phys. Rev. D* **55**, 3313 (1997), [arXiv:astro-ph/9602095](#).
- [117] A. Falkowski and J. M. No, Non-thermal Dark Matter Production from the Electroweak Phase Transition: Multi-TeV WIMPs and ‘Baby-Zillas’, *JHEP* **02**, 034, [arXiv:1211.5615 \[hep-ph\]](#).
- [118] D. Cutting, M. Hindmarsh, and D. J. Weir, Gravitational waves from vacuum first-order phase transitions: from the envelope to the lattice, *Phys. Rev. D* **97**, 123513 (2018), [arXiv:1802.05712 \[astro-ph.CO\]](#).
- [119] D. Cutting, E. G. Escartin, M. Hindmarsh, and D. J. Weir, Gravitational waves from vacuum first order phase transitions II: from thin to thick walls, *Phys. Rev. D* **103**, 023531 (2021), [arXiv:2005.13537 \[astro-ph.CO\]](#).
- [120] G. Aarts, G. F. Bonini, and C. Wetterich, On Thermalization in classical scalar field theory, *Nucl. Phys. B* **587**, 403 (2000), [arXiv:hep-ph/0003262](#).
- [121] R. Micha and I. I. Tkachev, Relativistic turbulence: A Long way from preheating to equilibrium, *Phys. Rev. Lett.* **90**, 121301 (2003), [arXiv:hep-ph/0210202](#).
- [122] A. Arrizabalaga, J. Smit, and A. Tranberg, Equilibration in  $\phi^4$  theory in 3+1 dimensions, *Phys. Rev. D* **72**, 025014 (2005), [arXiv:hep-ph/0503287](#).
- [123] F. Niedermann and M. S. Sloth, Resolving the Hubble tension with new early dark energy, *Phys. Rev. D* **102**, 063527 (2020), [arXiv:2006.06686 \[astro-ph.CO\]](#).
- [124] T. Harada, C.-M. Yoo, K. Kohri, K.-i. Nakao, and S. Jhingan, Primordial black hole formation in the matter-dominated phase of the Universe, *Astrophys. J.* **833**, 61 (2016), [arXiv:1609.01588 \[astro-ph.CO\]](#).
- [125] R. Laha, Primordial Black Holes as a Dark Matter Candidate Are Severely Constrained by the Galactic Center 511 keV  $\gamma$ -Ray Line, *Phys. Rev. Lett.* **123**, 251101 (2019), [arXiv:1906.09994 \[astro-ph.HE\]](#).
- [126] B. Dasgupta, R. Laha, and A. Ray, Neutrino and positron constraints on spinning primordial black hole dark matter, *Phys. Rev. Lett.* **125**, 101101 (2020), [arXiv:1912.01014 \[hep-ph\]](#).
- [127] R. Laha, J. B. Muñoz, and T. R. Slatyer, INTEGRAL constraints on primordial black holes and particle dark matter, *Phys. Rev. D* **101**, 123514 (2020), [arXiv:2004.00627 \[astro-ph.CO\]](#).
- [128] A. Ray, R. Laha, J. B. Muñoz, and R. Caputo, Near future MeV telescopes can discover asteroid-mass primordial black hole dark matter, *Phys. Rev. D* **104**, 023516 (2021), [arXiv:2102.06714 \[astro-ph.CO\]](#).