

Untying the Growth Index to Relief the σ_8 Discomfort.

Ziad Sakr ^{1,2,3} 

¹ Institut für Theoretische Physik, University of Heidelberg, Philosophenweg 16, 69120 Heidelberg, Germany;

² IRAP, Université de Toulouse, CNRS, CNES, UPS, Toulouse, France;

³ Université St Joseph, Faculty of Sciences, Beirut, Lebanon.

Correspondence: ziad.sakr@net.usj.edu.lb

Abstract: The fluctuation of matter parameter σ_8 is by model construction degenerate with the growth index γ . Here we try to study the effect on the cosmological parameters constraints from treating each independently from the other by considering σ_8 as a free and not derived parameter along with a free γ , to then try to constrain all by three probes that span from the deep to local redshifts, namely the CMB spectrum, the growth measurements from redshift space distortions $f\sigma_8$ and the galaxy cluster counts. We also want to assess the impact of this relaxation on the σ_8 tension between its value inferred from CMB in comparison to that from local cluster counts. We also propose a more sophisticated correction, along with the classical one that takes into account the impact of cosmology on the growth measurements when the parameters are varied in the Monte Carlo process, which is to adjust the growth to keep the observed power spectrum, integrated over all angles and scales, as invariant with the background evolution. We found using the classical correction that untying the two parameters does not shift the maximum likelihood on either σ_8 or γ but rather allow for larger bounds with respect to when σ_8 is a derived parameter, and that when considering CMB+ $f\sigma_8$, or when further combining with cluster counts albeit with tighter bounds. More precisely, we obtain $\sigma_8 = 0.809 \pm 0.043$ and $\gamma = 0.613 \pm 0.046$ in agreement with Planck constraints for the former and compatible with Λ CDM for the latter but with bounds enough wide to accommodate both values subject of tensions for σ_8 . Allowing massive neutrinos does not change much the situation. On the other hand, considering a tier correction yields $\sigma_8 = 0.734 \pm 0.013$ close at $\sim 1\sigma$ to the inferred local values albeit with a growth index $\gamma = 0.636 \pm 0.022$ at $\sim 2\sigma$ from its Λ CDM value while allowing a massive neutrinos in this case yielded $\sigma_8 = 0.756 \pm 0.024$, still preferring low values but with much looser constraints, with $\gamma = 0.549 \pm 0.048$ and a slight preference for $\Sigma m_\nu \sim 0.19$ value. We conclude that untying σ_8 and γ helps in relieving the discomfort on the former between CMB and local probes and that careful analyse should be followed when using data obtained in a model dependent way.

Keywords: cosmological parameters; large scale structures; growth index; cosmological tensions; matter fluctuation parameter.

1. Introduction

The study of the formation and distribution of large scale structures (LSS), is one of the strongest tools used to constrain a cosmological model [1] with the essential ingredients necessary to describe it being the matter density, the matter fluctuation calibration parameter, σ_8 and the matter growth rate. The latter can be parameterised as a function of the matter density to the power of what we call the growth index γ which value ~ 0.55 was found to well describe the growth in Λ CDM model [2], while deviation from it could signal the need for models beyond the standard cosmological one e.g. [3].

Among the probes that serve to put constraints on these parameters, are the ones we are going to use in this work, such as the cosmic microwave background (CMB) temperatures and polarisations angular power spectrum since it could be related to the growth of the density fluctuations at the recombination epoch [4]; or the measurements of growth in the clustering of galaxies obtained from its effect on the redshifts space distortions (RSD) [5]; or the galaxy cluster counts (CC) or abundance in a given volume [6].

However, among the three parameters, the CMB measures only directly the matter density, and needs the assumption of a model to derive the σ_8 since what is actually measured

Citation: Sakr, Z.; Untying the growth index to relief the σ_8 discomfort..

Preprints 2023, 1, 0. <https://doi.org/>

Copyright: © 2023 by the author. Submitted to *Preprints* for possible open access publication under the terms and conditions of the Creative Commons Attribution (CC BY) license (<https://creativecommons.org/licenses/by/4.0/>).

is rather the amplitude of the power spectrum A_s that we extrapolate to our time to get the σ_8 in a model dependent way. Moreover, the matter density at the recombination epoch is close to unity resulting in little constraining power on the growth index value. While for the other two probes, the growth measurements from the galaxy redshift distortions (RSD) and the cluster counts (CC) measure actually a combination of the three parameters but are not equally sensitive to each of them since the RSD is rather affected by the growth rate of change while the CC is obtained by calibrating a Gaussian halo distribution which average and standard deviation are function of the growth, the σ_8 parameter and the matter density at the observed epoch. This results from the fact that in general the three parameters are not independent and could be derived from each others if we consider a specific model such as Λ CDM [7]. Moreover, a model is needed for the RSD growth measurements to describe the galaxy bias that relates the underlying matter to the galaxy distribution, while for the cluster counts we need to model the mass observable scaling relation that relates the mass of the halo to that of an observed property of the cluster such as its luminosity, richness or temperature.

We can then try to determine the mass observable calibration parameter for the clusters counts from hydrodynamical simulations while for the RSD probe, we often marginalise over the bias if we want to get the growth alone. Then the degeneracy and dependency between Ω_m , σ_8 and γ could also be alleviated, if we don't want to assume an underlying cosmological model, only if we combine all the three probes as we shall see later. However, the need to relax the underlying model has become more relevant lately following findings of a persistent tension, varying from 2 to 4 σ depending on the datasets used, on the value of σ_8 when measured by deep probes such as the CMB, in comparison to that determined from local probes such as the weak lensing measurements [8,9] or one of our chosen probe, the cluster counts [10], but also [11–13] found a tension on σ_8 between RSD and CMB data. Apart from the possibility that it could result from a mis determination of the systematics involved, it could as well be suggesting the need for models beyond LCDM in order to cure this "discomfort".

Consequently, the growth index γ was investigated in [14] and [15] as a way to alleviate this tension, by mean of Bayesian studies using a combination of two of the above probes, CMB and CC, and that in an agnostic approach, where the parameters in relation to the σ_8 tension as well as the calibration parameters were left free to vary. When doing so, [15] showed that even if we let the mass observable free, we are still able of putting constraints on γ that, although forbids it from totally solving the tension, however permits to reduce the tension from 4 to 2 σ in the case of the cluster sample used. But it was also found that when adding neutrinos to the free γ or further relaxing the σ_8 value, by considering it as a free parameter and not derived from A_s , the tension is alleviated albeit with a widening of the constraints, and that even with a fixed γ to the Λ CDM value. Staying with this last restriction on γ , [16] combined the CMB and CC with the growth from the RSD measurements and showed that the combination of the three probes forbid a free σ_8 from solving the tension again. However, as mentioned, they did not vary γ but fix it to its Λ CDM value. Moreover, they used the growth data as obtained assuming Λ CDM while in general when performing MCMC, a correction to account for the effects of the [17] (AP) effect, describing the impact of the change of geometry on the growth of structure with the changing cosmology in the Monte Carlo exploration, is applied.

Here we follow the same approach as [16] with the differences that, first we use a larger set of $f\sigma_8$ measurements that spans over a large range of redshifts. Second, we also let the growth index free to vary (see [18] for a RSD CMB assessment of the tension with modified gravity) in addition to Ω_m and σ_8 along with the mass observable calibration parameter, and end by further letting free the neutrino mass. Finally, we apply the usual AP correction performed when using growth from RSD measured in a specific cosmology. This correction, despite being widely used, assumes that the adjustment is enough independent of the direction of observation and of its scale dependence. This is not completely true, since the growth measurements are usually extracted from an observed power spectrum that

includes such effects on all the scales and observed directions. Already [19] noted that a more sophisticated correction needs to be done, and for that they used a more elaborated one that tried to take into account the direction and the scale over which the power spectrum was measured. However they also assumed small deviations from the fiducial model, sufficient for their purpose since they did not include other probes than the RSD. Here, in addition to the AP correction, we shall also test the impact of a more sophisticated one, relaxing the isotropy assumption along with not supposing small deviations from the fiducial model, and adopting the ansatz that the observed power spectrum, integrated over all angles and scales, is an invariant quantity when the cosmology change, and therefore can be used to determine the new value of the growth rate by adjusting the latter so that to keep the integrated observed power spectrum unchanged from the AP effects.

This paper is organised as follows: in Sect. 2 we present the pipeline and data used in our analysis, as well as the model independent approach followed when combining the different datasets, while we show and discuss our results in Sect. 3 and conclude in Sect. 4.

2. Datasets treatment and analysis methods

We perform a MCMC Bayesian study using the CMB C_ℓ of the temperature, polarisation and their cross correlations, from the publicly available datasets of the Planck mission [20] and its likelihood [21].

We combine them with the SZ detected clusters sample PSZ2 containing a total of 439 clusters [22] spanning the redshift range from $z \sim 0.0$ to $z \sim 1.3$, where the distribution of clusters function of redshift and signal-to-noise is written as

$$\frac{dN}{dzdq} = \int d\Omega_{\text{mask}} \int dM_{500} \frac{dN}{dzdM_{500}d\Omega} P[q|\bar{q}_m(M_{500}, z, l, b)], \quad (1)$$

with

$$\frac{dN}{dzdM_{500}d\Omega} = \frac{dN}{dVdM_{500}} \frac{dV}{dzd\Omega}, \quad (2)$$

Where the halo mass function (HMF) can be written in a simple form [23] :

$$dN/dm = -\frac{\bar{\rho}}{m} \frac{d \ln \nu}{d \ln m} \mathcal{F}(\nu) \quad (3)$$

with $\nu = \delta_c / \sigma(M, z)$ where $\sigma(M, z)$, the variance of the linearly evolved density field smoothed by a spherical top-hat window function W of comoving radius R enclosing mass $M = 4\pi\rho_m R^3/3$, is

$$\sigma^2(M, z) = \frac{1}{2\pi^2} \int_0^\infty k^2 P_m(k, z) |W_M(k)|^2 dk, \quad (4)$$

The quantity $P[q|\bar{q}_m(M_{500}, z, l, b)]$ is the distribution of q given the mean signal-to-noise value, $\bar{q}_m(M_{500}, z, l, b)$, predicted by the model for a cluster of mass M_{500} which we relate to the measured integrated Compton y -profile \bar{Y}_{500} using the following scaling relations :

$$E^{-\beta}(z) \left[\frac{D_A^2(z) \bar{Y}_{500}}{10^{-4} \text{Mpc}^2} \right] = Y_* \left[\frac{h}{0.7} \right]^{-2+\alpha} \left[\frac{(1-b) M_{500}}{6 \times 10^{14} M_\odot} \right]^\alpha, \quad (5)$$

All is implemented in our SZ cluster counts module in the framework of the parameter inference Montepython code [24]. When running MCMC chains, we let mainly the normalisation parameter $(1-b)$ for SZ free to vary along with the six CMB cosmological parameters while also leaving α free since it could be degenerate with the calibration factor.

Since a modified value of the large scale structures growth by mean of that of the growth index γ we define next, enters the HMF through Equ. 4 and changes the cluster number counts, and since this happens as well for a given value of σ_8 (defined as the $z = 0$

variance in the density field at scales of $8h^{-1} \text{ Mpc}$ and used as a calibration parameter in 4), we therefore want to investigate in this work how the constraints on the cosmological parameters changes when we allow both γ and σ_8 to vary, where γ affects the power spectrum as:

$$P_m(k, z, \gamma) = P_m(k, z) \left(\frac{D(z_*)}{D(z)} \frac{D(z, \gamma)}{D(z_*, \gamma)} \right)^2 \quad (6)$$

where γ , the growth index, is the parameter in the phenomenological parameterisation of the growth rate $f = \Omega_m^\gamma(z)$ and $f = d \ln D / d \ln a$, D being the growth of perturbations $\delta(z) = \delta_0 D(z)$. The growth rate in Λ CDM is well approximated when the growth index is set to ~ 0.545 and takes different values in other modified gravity models [25].

While $\sigma_{8,f}$ used as free calibration parameter would change the power spectrum following:

$$P_m(k, z, \sigma_{8,f}) = P_m(k, z) \left(\frac{\sigma_{8,f}}{\sigma_{8,d}} \right) \quad (7)$$

where f stands for the value used for calibration while d is for the derived one:

$$\sigma_{8,d} = \frac{1}{2\pi^2} \int dk P_m(k, z=0) |W_{\text{TH}}(kR_8)|^2 k^2, \quad (8)$$

with $W_{\text{TH}}(x) = 3(\sin x - x \cos x) / x^3$ a top-hat filter in Fourier space.

To better constrain the increase of the number of degree of freedom from our model independent approach we additionally combine datasets of the growth measurements $f(z) \sigma_8(z)$ obtained from the anisotropic clustering of galaxies after marginalising over the galaxy bias b . However, we need to correct for the Alcock-Paczynski (AP) effect or the altering of the distortions in the radial direction by the change of the Hubble parameter $H(z)$ with cosmology and in the transverse direction by that of the angular diameter distance $d_A(z)$. Specifically, we implement the correction as follows [26]: first, we define the ratio of the product of the Hubble parameter $H(z)$ and the angular diameter distance $d_A(z)$ for the model at hand to that of the fiducial cosmology,

$$\text{ratio}(z) = \frac{H(z)d_A(z)}{H^{\text{fid}}(z)d_A^{\text{fid}}(z)}; \quad (9)$$

we then use it to correct the vector $V^i(z_i, p^j)$ that enters our likelihood, where z_i is the redshift of i th point and p^j is the j th component of a vector containing the cosmological parameters that we want to determine from the data, following:

$$V^i(z_i, p^j) = f\sigma_{8,i} - \text{ratio}(z_i) f\sigma_8(z_i, p^j) \quad (10)$$

where $f\sigma_{8,i}$ is the value of the i th datapoint, with $i = 1, \dots, N$, where N is the total number of points, while $f\sigma_8(z_i, p^j)$ is the theoretical prediction, both at redshift z_i .

However, as mentioned previously, this method performs a global correction, regardless of the shape of the power spectrum, its calibration and the galaxy matter bias. That is why [19] already considered a more sophisticated correction where the $f\sigma_8$ measurements in the 'new' cosmology could be obtained from the fiducial one following:

$$f\sigma_{8,\text{new}} = f\sigma_{8,\text{fid}} C \left(\frac{\alpha_{\parallel}}{\alpha_{\perp}^2} \right)_{\text{new}}^{(3/2)} \left(\frac{\sigma_8^{\text{new}}}{\sigma_8^{\text{fid}}} \right)^2, \quad (11)$$

which is valid when C below is considered ~ 1

$$C = \int_{k_1}^{k_2} dk \sqrt{\frac{P_{\text{fid}}^m(k)}{P_{\text{new}}^m(k')}}. \quad (12)$$

Table 1. Compilation of the $f\sigma_8(z)$ and $b\sigma_8(z)$ measurements used in this analysis and related references.

z	$f\sigma_8(z)$	$\sigma_{f\sigma_8(z)}$	$b\sigma_8(z)$	Ref.
0.15	0.49	0.145	1.445	[27]
0.18	0.392	0.096	0.894	[28]
0.38	0.528	0.072	1.105	[28]
0.25	0.3512	0.0583	1.415	[29]
0.37	0.4602	0.0378	1.509	[29]
0.32	0.394	0.062	1.281	[30]
0.57	0.444	0.038	1.222	[30]
0.22	0.42	0.07	0.664	[31]
0.41	0.45	0.04	0.728	[31]
0.6	0.43	0.04	0.880	[31]
0.78	0.38	0.04	0.973	[31]
0.6	0.55	0.12	0.730	[32]
0.86	0.4	0.11	0.740	[32]
1.4	0.482	0.116	0.814	[33]
0.978	0.379	0.176	0.826	[34]
1.23	0.385	0.099	0.894	[34]
1.526	0.342	0.07	0.953	[34]
1.944	0.364	0.106	1.080	[34]

This correction was obtained starting from :

$$\beta_{new} = \beta_{fid} C \frac{\mu_{fid}^2}{\mu_{new}^2} \sqrt{\frac{1}{\alpha_{\parallel} \alpha_{\perp}^2}} \quad (13)$$

where $\beta = f/b$ with f the growth rate and b the bias and μ the cosine of the angle of sight, and where we needed to consider that $\alpha_{\parallel}^2 \approx \alpha_{\perp}^2$ to get,

$$\frac{\mu_{fid}^2}{\mu_{new}^2} \approx \left(\frac{\alpha_{\parallel}}{\alpha_{\perp}} \right)^2, \quad (14)$$

and be able to simplify μ from the equation. Finally, it needs also to consider that the bias measured is proportional to the σ_8 value.

Here we keep the assumption on the bias but relax the other assumptions and try to correct the growth measurements by adjusting its value so that the integrated observed power spectrum in the fiducial cosmology remains equal to the one in the new cosmology varied with each step of the Monte Carlo chain method following the idea that the integrated observed power spectrum is a background evolution independent quantity. This method allow us also to incorporate the bias since it is a part of the observed power spectrum while in other studies the $f\sigma_8$ values are provided marginalising over it. For that we reconstituted the set of measurements choosing from the different surveys the couple of f and b that they provided which could be different from the f value usually obtained when marginalising over the bias. We are by then trying to benefit from the effects of the cosmological parameters variation on the integrated full shape of the power spectrum with the hope that this constrain will serve to further reduce the degeneracy coming from the extra degrees of freedom considered in our model independent approach.

In practice, starting from the ‘fiducial’ measurements we consider that the observed power spectrum, integrated over all angles and scales, should stay the same while the model parameters changes,

$$C_{fid} = \int_{k_1}^{k_2} \int_{\mu_1}^{\mu_2} \left(b(z)\sigma_8(z) + f(z)\sigma_8(z)\mu^2 \right)^2 \frac{P_m(k, z)}{\sigma_8^2(z)} d\mu dk, \quad (15)$$

we equate with the new integrated observed power spectrum which components are denoted below by the prime symbol.

$$\int_{k'_1}^{k'_2} \int_{\mu'_1}^{\mu'_2} \left(b'(z)\sigma'_8(z) + f'(z)\sigma'_8(z)\mu'^2 \right)^2 \frac{P'_m(k', z)}{\sigma'^2_8(z)} d\mu dk = C_{fid}. \quad (16)$$

We then solve for $f'\sigma'_8$ as function of C_{fid} which is a known value, and P'_m/σ'_8 which is known in the new cosmology regardless of the value of γ , and $b'\sigma'_8$ also known assuming the bias is proportional to the modified σ_8 in the new set of parameters.

3. Results

We start by showing in Fig. 1 the impact on the MCMC inferred constraints from considering both γ and σ_8 as a free parameter in comparison to those obtained when the growth index is free but σ_8 is derived using Equ. 8. When adopting the first prescription, $\sigma_{8,f}$ becomes effectively the one driving the observable theoretical prediction, that is why we show both, the derived and free one on the same plot. We also show the results from combining CMB data and growth measurements data in comparison to further adding cluster counts constraints. Here we use growth measurements compiled by [35] and follow the global correction of Equ. 9 to account for the AP effects. As expected, the constraints are tighter when less free parameters are considered. We also observe that when γ is the only free parameter, the constraints from CMB + $f\sigma_8$ do not show substantial change with respect to that when we add cluster counts because the growth is already fixed by the CMB and $f\sigma_8$ combination while leaving γ and σ_8 free add a degeneracy that needs the contribution of the cluster constraints to be broken, which results in tighter contours with respect to the case of using CMB + $f\sigma_8$ only. While the derived σ_8 value is compatible with that usually inferred from CMB, considering σ_8 as a free parameter widens the constraints, allowing a range that covers values for σ_8 that are usually obtained from either deep or local probes. It permits by then to relief the σ_8 discomfort essentially because it also allows larger bounds on γ though still staying compatible with 0.55 the Λ CDM value; while in the case where only γ is left free, the latter is restricted from exploring values that reconcile CMB and cluster counts measurements, and that remains even if we additionally combine with cluster counts, albeit from a tightening in the constraints in this case due to the fact that even if σ_8 is not fixed by CMB anymore, however the latter is needed to constrain the matter density while the combination of $f\sigma_8$ +CC will constrain and break the degeneracy on the growth and the normalisation of the matter fluctuation of parameter on local redshifts all together.

Before we discuss the impact of the correction that relies on adjusting the growth to preserve the integrated observed power spectrum for the AP effect rather than only performing a global correction, we want to check whether the new compilation needed to perform the new correction is compatible with the standard compilation. For that we show in Fig. 2 a comparison between the constraints inferred from the two compilations using the same classical AP correction. The two constraints are compatible despite the difference in some of the datasets that were omitted or added to the old compilation and despite the fact that some values for $f\sigma_8$ differs even for datasets that are in common between both compilations since in some of them we considered the $f\sigma_8$ obtained without marginalising over the bias. Here we only show the sufficient extreme case of letting both γ and σ_8 free.

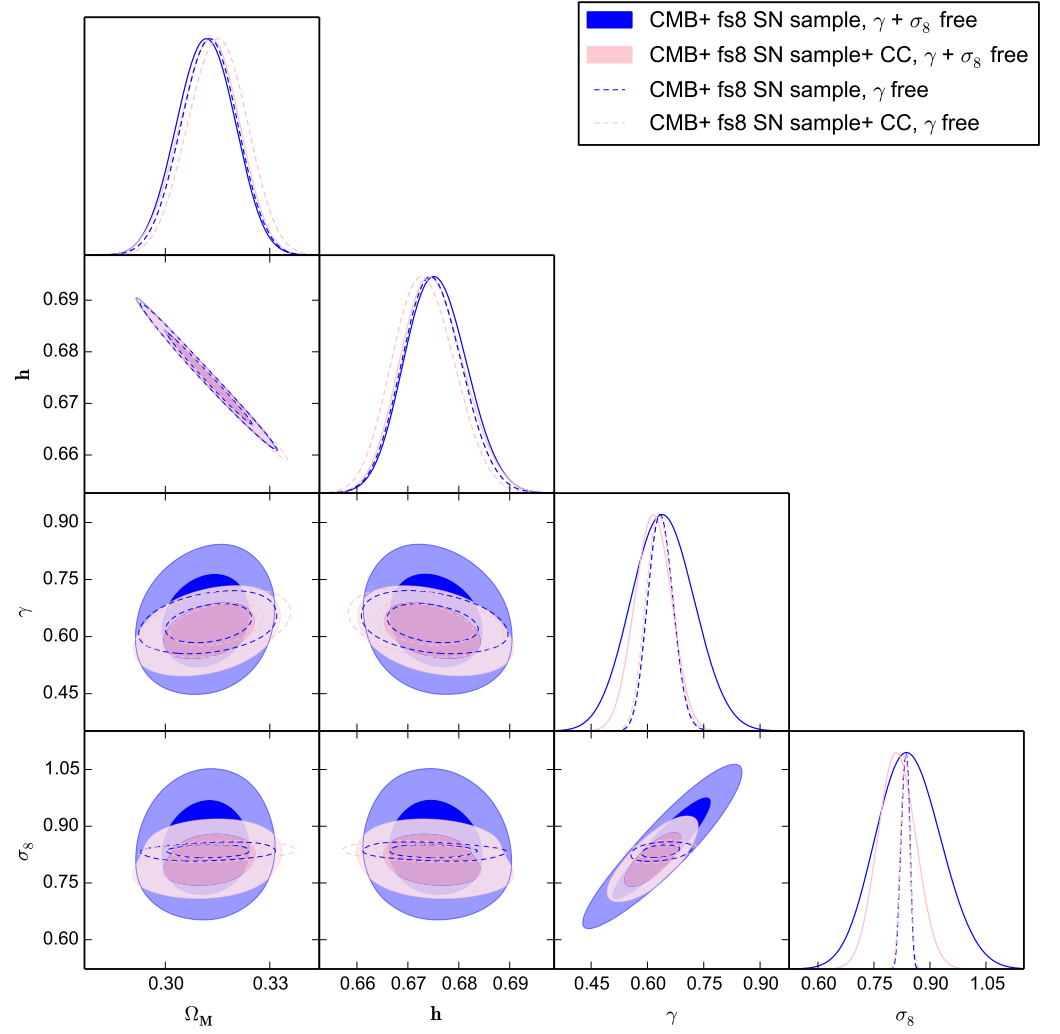


Figure 1. 68% and 95% confidence contours for the parameters Ω_m , h , γ and a derived σ_8 , all inferred from a combination of CMB $C_\ell^{TT,TE,EE}$ Planck 2018, $f\sigma_8$ measurements from [35] and SZ detected cluster counts (dashed lines) in comparison to those with σ_8 as a free parameter using the same probes.

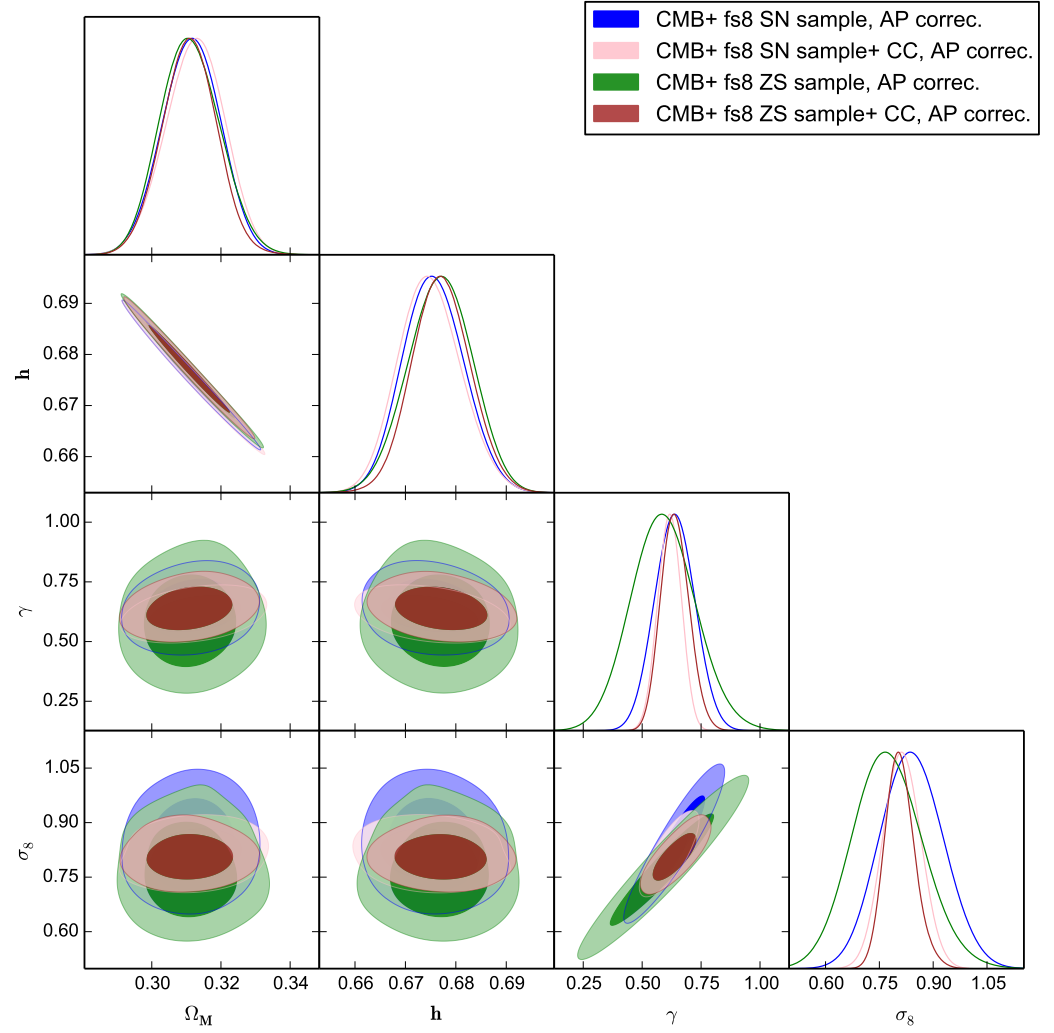


Figure 2. 68% and 95% confidence contours for Ω_m , h , γ and a free σ_8 , all inferred from a combination of CMB $C_\ell^{TT,TE,EE}$ Planck 2018, SZ detected cluster counts and $f\sigma_8$ measurements from [35] corrected by rescaling the final observation for the AP effect, in comparison to those inferred using the same probes but using instead $f\sigma_8$ measurements from Table 1 using the same correction method.

We also notice that the agreement is bigger when we add cluster counts since as expected the latter further limit the shift or widening of the contours induced from choosing different values of $f\sigma_8$ in the two compilations.

Having established the compatibility between the two combination of datasets we now show in Fig. 3 the impact in the $\gamma + \sigma_8$ free case when considering the new AP correction on the integrated power spectrum in comparison to the global one. We observe that the correction introduced makes the model more stiff and by then strongly tighten the contours especially on our two parameters γ and σ_8 . The former is then constrained tightly around ~ 0.66 without forbidding the latter from showing preferences for values compatible with cluster counts. We also notice that the improvement from adding cluster counts is small here since the correction boosts the constraints from $f\sigma_8$ while cluster counts are not affected by it.

Finally, massive neutrinos have been proposed to solve the σ_8 tension due to the fact that they free stream from the halo gravitational potentials lowering by then the power spectrum. However, [14] has shown that they are not able, especially when CMB+cluster

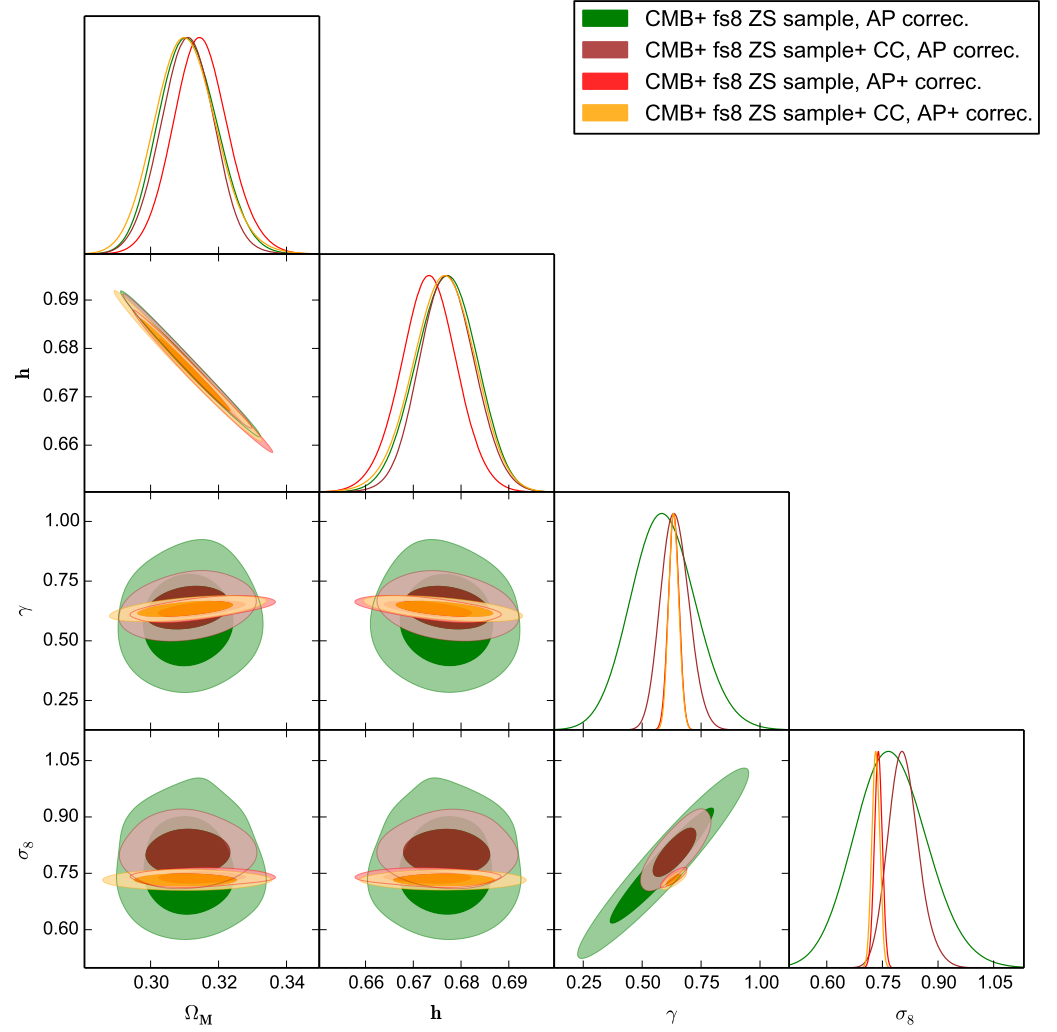


Figure 3. 68% and 95% confidence contours for Ω_m , h , γ and a free σ_8 , all inferred from a combination of CMB $C_\ell^{TT,TE,EE}$ Planck 2018, SZ detected cluster counts and $f\sigma_8$ measurements from [35] corrected by rescaling the final observation for the AP effect, in comparison to those inferred using the same probes but using instead $f\sigma_8$ measurements from Table 1 corrected by preserving the integrated power spectrum used to obtain the growth measurements for the AP effect change.

counts are further combined with BAO, to fix the tension on σ_8 even if we further allow γ to vary. Here we also consider a case with free massive neutrinos in our two schemes with $f\sigma_8$ data but without adding BAO constraints. However, we also allow, as above, σ_8 and γ free with massive neutrinos using first the usual AP correction, where the neutrinos impact enters from its effects on the background evolution that translates into those on d_A and $H(z)$ in Equ. 9. We observe in Fig. 4 that introducing neutrinos have an impact this time on h and Ω_M parameters skewing both to large and smaller values respectively with however each effect compensating the other. This is also seen from the observed correlation between h and Ω_M , resulting in a small effect on γ and even smaller on σ_8 , suggesting that even with more degrees of freedom, still neutrinos does not have a substantial impact on solving the tension. But if we consider now our more tiered correction with the same free parameters, we observe in Fig. 5 that allowing massive neutrinos relax the stiffness of the correction we previously considered and allow for larger bounds on all parameters still leaving the constraints on σ_8 compatible with cluster counts, as it was the case with massless neutrinos, while keeping γ within Λ CDM value at the expense of showing a small preference for a non vanishing value for its mass, which also should call for attention to be taken when usually assessing the bounds on neutrinos from growth or structure formation observations using the classical AP correction.

4. Conclusions

In this work, we performed a Bayesian study in order to obtain constraints on the cosmological parameters, in particular the matter fluctuation parameter σ_8 when additionally varying the growth index γ , and that using three probes, the CMB angular power spectrum, RSD from galaxy clustering and galaxy cluster abundances. Usually, due to the interdependency between the effects of the two parameters, two of the aforementioned three probes are sufficient to constrain them. However, here we further tried a model independent approach, by introducing two additional degree of freedom by mean of a parameter that rescales the value of σ_8 as well as by letting free the mass observable calibration parameter for the cluster counts probe. This is further motivated by the existence of a small discrepancy between the value of σ_8 on that obtained from cluster counts with respect to that inferred from CMB data that could as well be degenerate with the growth of structure and by then γ . Since it was already found in [15] that the combination of CMB and SZ detected cluster counts in the presence of a free growth index γ is barely able of alleviating the discrepancy even if we also relax the mass observable calibration parameter, due to the tomographic constraints put on the growth at different redshifts, we are expecting that the further combination with $f\sigma_8$ data would further constrain γ from fixing the discrepancy. However this was obtained with a model dependency relating the calibration of the amplitude of the CMB power spectrum to that of nowadays value of σ_8 through the growth rate parameterised by γ while here, by further considering σ_8 a free and not derived parameter, we expect to further relax the previous constraints in the hope of reducing or fixing the tension.

We found that allowing a free σ_8 does indeed widen the constraints on the latter if the $f\sigma_8$ measurements are combined with CMB and to a lesser but still substantial level if we further add cluster counts data, and we found that the growth index bounds are also still in agreement with the equivalent Λ CDM values. However, the latter improvement with respect to fixing the tension was obtained when using the common global AP geometrical correction usually performed to the growth measurements to account for every new set of parameters explored by the MCMC inference method. When we tried a more sophisticated correction based on preserving the integrated observed power spectrum used in the growth measurements studies, we found that the constraints were tightened again but the discrepancy was still fixed through a shift towards the local values for σ_8 while the growth index is in slight disagreement with its Λ CDM value. Allowing further free massive neutrinos, an ingredient often advocated as a solution to fix the discrepancy, though not so if only

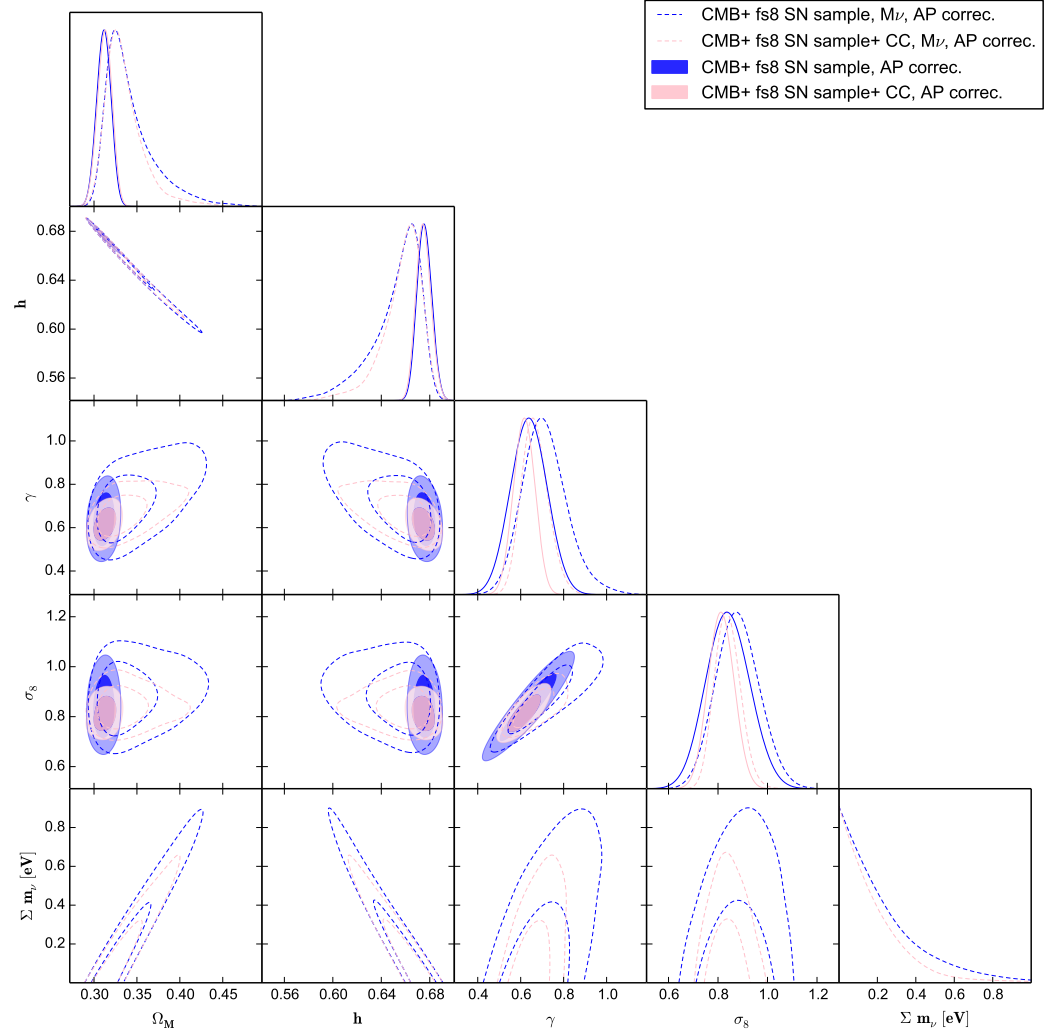


Figure 4. 68% and 95% confidence contours for Ω_m , h , γ and a free σ_8 , all inferred from a combination of CMB $C_\ell^{TT,TE,EE}$ Planck 2018, SZ detected cluster counts and $f\sigma_8$ measurements from [35] corrected by adjusting the growth rate for the AP effect for the case of massless neutrino in comparison to when considering massive neutrinos.

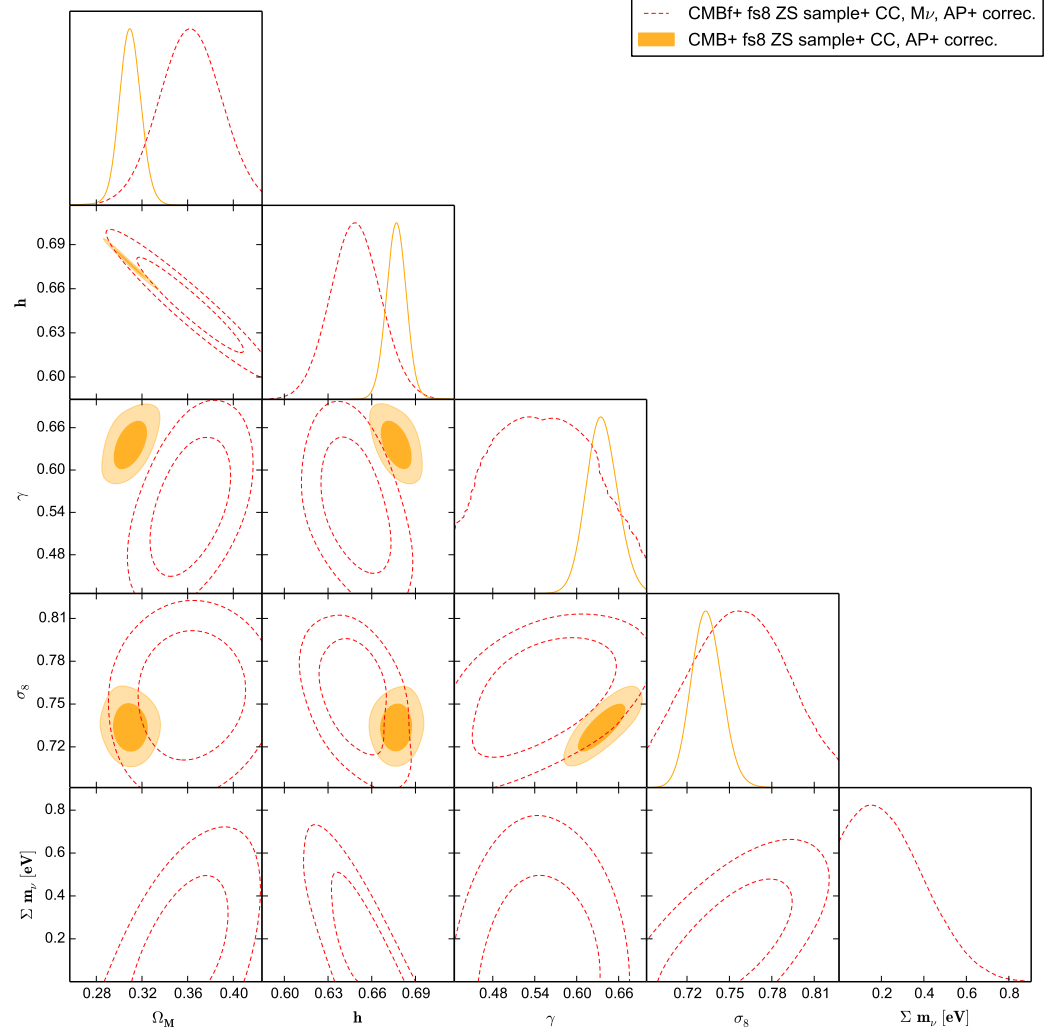


Figure 5. 68% and 95% confidence contours for Ω_m , h , γ and a free σ_8 with massive neutrinos, all inferred from a combination of CMB $C_\ell^{TT,TE,EE}$ Planck 2018, SZ detected cluster counts and $f\sigma_8$ measurements from [35] corrected by rescaling the final observation for the AP effect in comparison to $f\sigma_8$ measurements from Table 1 corrected by preserving the integrated power spectrum used to obtain the growth measurements for the AP effect change.

left free alone as shown by [14], slightly reduces the discrepancy, and that by relaxing the constraints in all cases including the most tightening ones when the three probes CMB, $f\sigma_8$ and CC are combined, all when adopting the classical AP global correction. However, when using the more tiered correction, we observe that allowing massive neutrinos relatively relaxes more the constraints with respect to the case with massless neutrinos, with values of σ_8 still in agreement with local ones while γ is so now with its Λ CDM fiducial value, but with neutrinos masses now showing a small preference for non vanishing values.

We conclude that untying the growth index (a parameter encapsulating deviations from Λ CDM) relation with σ_8 helps in reducing the tension but that special care should be taken in the treatment and analysis of the data in order to limit biases from its model dependency and better assess the discrepancy's significance and its impact on the viability of the Λ CDM model.

Acknowledgments: Z.S. acknowledges funding from DFG project 456622116 and support from the IRAP Toulouse and IN2P3 Lyon computing centres.

References

1. Jones, B.J.T. The large scale structure of the universe. In *Observational and Physical Cosmology*; Sanchez, F.; Collados, M.; Rebollo, R., Eds.; 1992; p. 171.
2. Peebles, P.J.E. *The large-scale structure of the universe*; 1980.
3. Wen, Y.; Nguyen, N.M.; Huterer, D. Sweeping Horndeski Canvases: New Growth-Rate Parameterization for Modified-Gravity Theories **2023**. [arXiv:astro-ph.CO/2304.07281].
4. Hu, W.; Sugiyama, N.; Silk, J. The Physics of microwave background anisotropies. *Nature* **1997**, *386*, 37–43, [astro-ph/9604166]. <https://doi.org/10.1038/386037a0>.
5. Hamilton, A.J.S. Redshift Distortions and Omega in IRAS Surveys. In Proceedings of the 30th Rencontres de Moriond: Euroconferences: Clustering in the Universe, 1995, pp. 143–156, [astro-ph/9507022].
6. Kravtsov, A.V.; Borgani, S. Formation of Galaxy Clusters. *araa* **2012**, *50*, 353–409, [1205.5556]. <https://doi.org/10.1146/annurev-astro-081811-125502>.
7. White, S.D.M.; Efstathiou, G.; Frenk, C.S. The amplitude of mass fluctuations in the universe. *mnras* **1993**, *262*, 1023–1028. <https://doi.org/10.1093/mnras/262.4.1023>.
8. Abbott, T.M.C.; et al. Dark Energy Survey Year 3 results: Cosmological constraints from galaxy clustering and weak lensing. *Phys. Rev. D* **2022**, *105*, 023520, [arXiv:astro-ph.CO/2105.13549]. <https://doi.org/10.1103/PhysRevD.105.023520>.
9. Tröster, T.; et al. KiDS-1000 Cosmology: Constraints beyond flat Λ CDM. *Astron. Astrophys.* **2021**, *649*, A88, [arXiv:astro-ph.CO/2010.16416]. <https://doi.org/10.1051/0004-6361/202039805>.
10. Planck Collaboration.; Ade, P.A.R.; Aghanim, N.; Armitage-Caplan, C.; Arnaud, M.; Ashdown, M.; Atrio-Barandela, F.; Aumont, J.; Aussel, H.; Baccigalupi, C.; et al. Planck 2013 results. XXIX. The Planck catalogue of Sunyaev-Zeldovich sources. *Astron. Astrophys.* **2014**, *571*, A29, [1303.5089]. <https://doi.org/10.1051/0004-6361/201321523>.
11. Benisty, D. Quantifying the S_8 tension with the Redshift Space Distortion data set. *Phys. Dark Univ.* **2021**, *31*, 100766, [arXiv:astro-ph.CO/2005.03751]. <https://doi.org/10.1016/j.dark.2020.100766>.
12. Nunes, R.C.; Vagnozzi, S. Arbitrating the S_8 discrepancy with growth rate measurements from redshift-space distortions. *Mon. Not. Roy. Astron. Soc.* **2021**, *505*, 5427–5437, [arXiv:astro-ph.CO/2106.01208]. <https://doi.org/10.1093/mnras/stab1613>.
13. Nguyen, N.M.; Huterer, D.; Wen, Y. Evidence for suppression of structure growth in the concordance cosmological model **2023**. [arXiv:astro-ph.CO/2302.01331].
14. Sakr, Z.; Ilić, S.; Blanchard, A.; Bittar, J.; Farah, W. Cluster counts: Calibration issue or new physics? *Astron. Astrophys.* **2018**, *620*, A78, [arXiv:astro-ph.CO/1803.11170]. <https://doi.org/10.1051/0004-6361/201833151>.
15. Ilić, S.; Sakr, Z.; Blanchard, A. Cluster counts. II. Tensions, massive neutrinos, and modified gravity. *Astron. Astrophys.* **2019**, *631*, A96, [arXiv:astro-ph.CO/1908.00163]. <https://doi.org/10.1051/0004-6361/201936423>.
16. Blanchard, A.; Héloret, J.Y.; Ilić, S.; Lamine, B.; Tutusaus, I. Λ CDM is alive and well **2022**. [arXiv:astro-ph.CO/2205.05017].
17. Alcock, C.; Paczynski, B. An evolution free test for non-zero cosmological constant. *Nature* **1979**, *281*, 358–359. <https://doi.org/10.1038/281358a0>.
18. Kazantzidis, L.; Perivolaropoulos, L. Evolution of the $f\sigma_8$ tension with the Planck15/ Λ CDM determination and implications for modified gravity theories. *Phys. Rev. D* **2018**, *97*, 103503, [arXiv:astro-ph.CO/1803.01337]. <https://doi.org/10.1103/PhysRevD.97.103503>.
19. Alam, S.; Ho, S.; Silvestri, A. Testing deviations from Λ CDM with growth rate measurements from six large-scale structure surveys at $z = 0.06$ – 1 . *mnras* **2016**, *456*, 3743–3756, [arXiv:astro-ph.CO/1509.05034]. <https://doi.org/10.1093/mnras/stv2935>.
20. Aghanim, N.; et al. Planck 2018 results. VI. Cosmological parameters. *Astron. Astrophys.* **2020**, *641*, A6, [arXiv:astro-ph.CO/1807.06209]. <https://doi.org/10.1051/0004-6361/201833910>.

21. Aghanim, N.; et al. Planck 2018 results. V. CMB power spectra and likelihoods. *Astron. Astrophys.* **2020**, *641*, A5, [arXiv:astro-ph.CO/1907.12875]. <https://doi.org/10.1051/0004-6361/201936386>.
22. Planck Collaboration.; Ade, P.A.R.; Aghanim, N.; Arnaud, M.; Ashdown, M.; Aumont, J.; Baccigalupi, C.; Banday, A.J.; Barreiro, R.B.; Barrena, R.; et al. Planck 2015 results. XXVII. The second Planck catalogue of Sunyaev-Zeldovich sources. *Astron. Astrophys.* **2016**, *594*, A27, [arXiv:astro-ph.CO/1502.01598]. <https://doi.org/10.1051/0004-6361/201525823>.
23. Blanchard, A.; Valls-Gabaud, D.; Mamon, G.A. The origin of the galaxy luminosity function and the thermal evolution of the intergalactic medium. *Astron. Astrophys.* **1992**, *264*, 365–378.
24. Brinckmann, T.; Lesgourgues, J. MontePython 3: boosted MCMC sampler and other features. *Phys. Dark Univ.* **2019**, *24*, 100260, [arXiv:astro-ph.CO/1804.07261]. <https://doi.org/10.1016/j.dark.2018.100260>.
25. Linder, E.V.; Cahn, R.N. Parameterized Beyond-Einstein Growth. *Astropart. Phys.* **2007**, *28*, 481–488, [astro-ph/0701317]. <https://doi.org/10.1016/j.astropartphys.2007.09.003>.
26. Arjona, R.; García-Bellido, J.; Nesseris, S. Cosmological constraints on nonadiabatic dark energy perturbations. *Phys. Rev. D* **2020**, *102*, 103526, [arXiv:astro-ph.CO/2006.01762]. <https://doi.org/10.1103/PhysRevD.102.103526>.
27. Howlett, C.; Ross, A.; Samushia, L.; Percival, W.; Manera, M. The clustering of the SDSS main galaxy sample – II. Mock galaxy catalogues and a measurement of the growth of structure from redshift space distortions at $z = 0.15$. *Mon. Not. Roy. Astron. Soc.* **2015**, *449*, 848–866, [arXiv:astro-ph.CO/1409.3238]. <https://doi.org/10.1093/mnras/stu2693>.
28. Blake, C.; et al. Galaxy And Mass Assembly (GAMA): improved cosmic growth measurements using multiple tracers of large-scale structure. *Mon. Not. Roy. Astron. Soc.* **2013**, *436*, 3089, [arXiv:astro-ph.CO/1309.5556]. <https://doi.org/10.1093/mnras/stt1791>.
29. Samushia, L.; Percival, W.J.; Raccanelli, A. Interpreting large-scale redshift-space distortion measurements. *Mon. Not. Roy. Astron. Soc.* **2012**, *420*, 2102–2119, [arXiv:astro-ph.CO/1102.1014]. <https://doi.org/10.1111/j.1365-2966.2011.20169.x>.
30. Gil-Marín, H.; et al. The clustering of galaxies in the SDSS-III Baryon Oscillation Spectroscopic Survey: RSD measurement from the LOS-dependent power spectrum of DR12 BOSS galaxies. *Mon. Not. Roy. Astron. Soc.* **2016**, *460*, 4188–4209, [arXiv:astro-ph.CO/1509.06386]. <https://doi.org/10.1093/mnras/stw1096>.
31. Blake, C.; et al. The WiggleZ Dark Energy Survey: the growth rate of cosmic structure since redshift $z=0.9$. *Mon. Not. Roy. Astron. Soc.* **2011**, *415*, 2876, [arXiv:astro-ph.CO/1104.2948]. <https://doi.org/10.1111/j.1365-2966.2011.18903.x>.
32. Pezzotta, A.; et al. The VIMOS Public Extragalactic Redshift Survey (VIPERS): The growth of structure at $0.5 < z < 1.2$ from redshift-space distortions in the clustering of the PDR-2 final sample. *Astron. Astrophys.* **2017**, *604*, A33, [arXiv:astro-ph.CO/1612.05645]. <https://doi.org/10.1051/0004-6361/201630295>.
33. Okumura, T.; et al. The Subaru FMOS galaxy redshift survey (FastSound). IV. New constraint on gravity theory from redshift space distortions at $z \sim 1.4$. *Publ. Astron. Soc. Jap.* **2016**, *68*, 38, [arXiv:astro-ph.CO/1511.08083]. <https://doi.org/10.1093/pasj/psw029>.
34. Zhao, G.B.; et al. The clustering of the SDSS-IV extended Baryon Oscillation Spectroscopic Survey DR14 quasar sample: a tomographic measurement of cosmic structure growth and expansion rate based on optimal redshift weights. *Mon. Not. Roy. Astron. Soc.* **2019**, *482*, 3497–3513, [arXiv:astro-ph.CO/1801.03043]. <https://doi.org/10.1093/mnras/sty2845>.
35. Sagredo, B.; Nesseris, S.; Sapone, D. Internal robustness of growth rate data. *prd* **2018**, *98*, 083543, [arXiv:astro-ph.CO/1806.10822]. <https://doi.org/10.1103/PhysRevD.98.083543>.