

# Intra-system uniformity: a natural outcome of dynamical sculpting

Caleb Lammers,<sup>1,2</sup> Norman Murray,<sup>1,2</sup> Sam Hadden<sup>1</sup>

<sup>1</sup>Canadian Institute for Theoretical Astrophysics, University of Toronto, 60 St. George Street, Toronto, ON M5S 3H8, Canada

<sup>2</sup>Department of Physics, University of Toronto, 60 St. George Street, Toronto, ON M5S 1A7, Canada

6 April 2023

## ABSTRACT

There is evidence that exoplanet systems display intra-system uniformity in mass, radius, and orbital spacing (like “peas in a pod”) when compared with the system-to-system variations of planetary systems. This has been interpreted as the outcome of the early stages of planet formation, indicative of a picture in which planets form at characteristic mass scales with uniform separations. In this paper, we argue instead that intra-system uniformity in planet sizes and orbital spacings likely arose from the long-term dynamical sculpting of initially-overly-packed planetary systems (in other words, the giant impact phase). With a suite of  $N$ -body simulations, we demonstrate that systems with random initial masses and compact planet spacings naturally develop intra-system uniformity, in quantitative agreement with observations, due to collisions between planets. Our results suggest that the pre-giant impact planet mass distribution is fairly wide and provide evidence for the prevalence of dynamical sculpting in shaping the observed population of exoplanets.

**Key words:** celestial mechanics – planets and satellites: dynamical evolution and stability – planets and satellites: formation

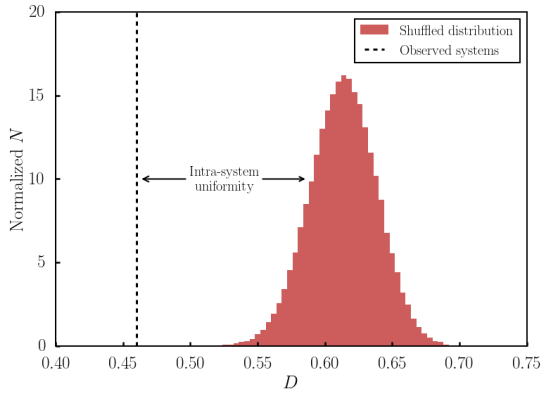
## 1 INTRODUCTION

One of the most striking findings of the *Kepler* mission, and later surveys, is the staggering abundance of compact multiplanet systems (e.g., Borucki et al. 2011; Fabrycky et al. 2014; Udry et al. 2019). These systems are characterized by multiple close-in planets, typically with masses a few times that of the Earth, low inclinations, and low eccentricities (e.g., Lissauer et al. 2011; Figueira et al. 2012; Fressin et al. 2013; Van Eylen & Albrecht 2015; Hadden & Lithwick 2017). It was first pointed out in Lissauer et al. (2011) that planets in compact multiplanet systems possess similar radii to their neighbours. Later, Weiss et al. (2018) confirmed this finding with a larger sample of multiplanet systems and found additional consistency in the orbital spacings of planets, dubbing this propensity for intra-system uniformity the “peas-in-a-pod” trend. Subsequent studies have also found a significant degree of intra-system uniformity in planet masses, among systems for which mass measurements are available (Millholland et al. 2017; Wang 2017; Goyal & Wang 2022; Otegi et al. 2022). Although biases introduced by selection effects complicate the interpretation of the observed intra-system uniformity trends (Murchikova & Tremaine 2020; Zhu 2020), there is evidence that the observed trends are, at least partially, astrophysical in origin (He et al. 2019; Weiss & Petigura 2020; Otegi et al. 2022; Weiss et al. 2022). Thus, finding astrophysical mechanisms that can produce intra-system uniform planet sizes and spacings is a crucial part of understanding the formation and evolution of compact multiplanet systems.

Theoretical explanations for the peas-in-a-pod trend have principally focused on the early stages of planet assembly. Adams (2019) and Adams et al. (2020) demonstrated that any planet assembly process in which dissipation drives the system to its minimum-energy

state (subject to mass, angular momentum, and orbital spacing constraints) will produce nearly equal-mass planets, provided planets are smaller than  $\lesssim 40 M_{\oplus}$ . Batygin & Morbidelli (2023) presented a super-Earth formation model in which isolation and orbital migration regulate mass growth, setting a characteristic planet mass scale that varies system-to-system. Mishra et al. (2021) similarly predicts that the peas-in-a-pod trend arises at early times, before the dispersal of the protoplanetary disk, using a population synthesis model to simulate the formation of planetary systems.

In this paper, we explore the consequences of post-formation dynamical evolution on the degree of mass and spacing uniformity in compact systems of small planets. Typical observed transiting exoplanet systems, with innermost orbital periods on the order of  $\sim 10$  days and ages of  $\sim 1 - 10$  Gyr, are separated from the planet assembly stage by  $\sim 10^{10} - 10^{12}$  orbits.  $N$ -body simulations of compact multiplanet systems show that dynamical instabilities frequently arise over long timescales in such systems (Chambers et al. 1996; Smith & Lissauer 2009; Obertas et al. 2017). Indeed, the spacings and eccentricities of observed exoplanet systems suggest that such instabilities have, in fact, played a prominent role in sculpting the population observed today (Pu & Wu 2015). In a similar vein, Goldberg & Batygin (2022) studied the effects of dynamical sculpting on resonant chain systems initialized with nearly-identical planet masses. They found that dynamical evolution does not degrade the degree of uniformity too significantly, in that the outcomes of their simulations are broadly consistent with the degree of uniformity of observed systems. Here we demonstrate that, strikingly, the dynamical sculpting of systems initialized with random masses and random spacings naturally leads to intra-system uniformity, in quantitative agreement with the observed population of exoplanets.



**Figure 1.** Comparison of the mean mass dispersion  $D$  between 100 observed planetary systems and 100,000 Monte Carlo realizations in which we shuffled the planets among the systems. The observed  $D_{\text{obs}} = 0.46$  lies well below the distribution of shuffled  $D$  values (significance  $S_{\text{obs}} = 6.2$ ), indicating that compact multiplanet systems exhibit intra-system uniformity in their masses.

## 2 OBSERVATIONS OF INTRA-SYSTEM UNIFORMITY

Previous studies have defined various quantitative metrics to characterize the degree of mass and radius uniformity. We adopt the mean normalized mass dispersion,

$$D = \frac{1}{N_{\text{sys}}} \sum_{i=1}^{N_{\text{sys}}} \frac{\sigma_{m_i}}{\bar{m}_i} = \frac{1}{N_{\text{sys}}} \sum_{i=1}^{N_{\text{sys}}} \sqrt{\frac{\sum_{j=1}^{N_{\text{pl}_i}} (m_j - \bar{m}_i)^2}{\bar{m}_i^2 (N_{\text{pl}} - 1)}}, \quad (1)$$

as defined in [Goldberg & Batygin \(2022\)](#), where  $N_{\text{pl}_i}$ ,  $\bar{m}_i$ , and  $\sigma_{m_i}$  are the number of planets, mean mass, and mass standard deviation of the  $i$ th system, respectively. We have confirmed that our conclusions do not depend on the particular choice of metric. We calculate  $D$  for the observed population of small planets using data from the NASA Exoplanet Archive.<sup>1</sup> We include in our sample all confirmed multiplanet systems for which at least two planet masses have been measured and all planets are smaller than  $30 M_{\oplus}$  (mass intra-system uniformity is not seen in systems with known massive planets; [Wang 2017](#)). For the 100 confirmed exoplanet systems consisting of 266 planets that satisfy our selection criteria, we find  $D_{\text{obs}} = 0.46$ .

As in previous studies (e.g., [Millholland et al. 2017](#); [Wang 2017](#); [Otegi et al. 2022](#)), we assess the significance of the intra-system uniformity in our sample by comparing its  $D$  value to a Monte Carlo distribution of values generated by randomly shuffling planets among the set of systems. Figure 1 compares our sample’s value of  $D$  to the distribution of 100,000  $D$  values generated by repeatedly shuffling the planets and re-calculating  $D$ . The value of

$$S = \frac{\bar{D}_{\text{shuffled}} - D}{\sigma_{D_{\text{shuffled}}}}, \quad (2)$$

where  $\bar{D}_{\text{shuffled}}$  and  $\sigma_{D_{\text{shuffled}}}$  are, respectively, the mean and standard deviation of the shuffled  $D$  values, provides a useful metric for the significance of the intra-system uniformity trend (as compared with *inter*-system diversity). We compute a value  $S_{\text{obs}} = 6.2$  for our sample of multiplanet systems. We caution that complex selection effects may bias the observed values of  $D$  and  $S$  with respect to the underlying true population of systems of small exoplanets. Nonetheless, the values of  $D$  and  $S$  computed for our sample provide useful points of comparison for the results of the  $N$ -body simulations presented

below. When we repeat our calculations for the sample used in [Millholland et al. \(2017\)](#), we find comparable values of  $D_{\text{obs}} = 0.43$  and  $S_{\text{obs}} = 7.5$ .

## 3 N-BODY SIMULATIONS

### 3.1 Simulation setups

Following previous works, we study systems of ten initially-circular, coplanar planets orbiting a solar-mass star. We place the innermost planet at  $a_1 = 0.1$  AU and randomly space the remaining nine planets by drawing adjacent planet period ratios,  $P_{i+1}/P_i$ , uniformly from  $[1.10, 1.50)$ . Initial longitudes are drawn uniformly from the range  $[0, 2\pi)$  and initial planet masses are drawn from a normal distribution with mean  $\mu = 3 M_{\oplus}$  and standard deviation  $s_m$ . Any negative masses are rejected and re-drawn. It is straightforward to show that, for this mass distribution, the expected value of  $D$  depends on the single parameter  $s_m/\mu$  and ranges from  $D = 0$  for  $s_m/\mu = 0$  to  $D = \sqrt{\pi/2} - 1 \approx 0.76$  for  $s_m/\mu \rightarrow \infty$ . We set planet radii using the mass-radius relationship  $(M/M_{\oplus}) = 2.7 (R/R_{\oplus})^{1.3}$  from [Wolfgang et al. \(2016\)](#).

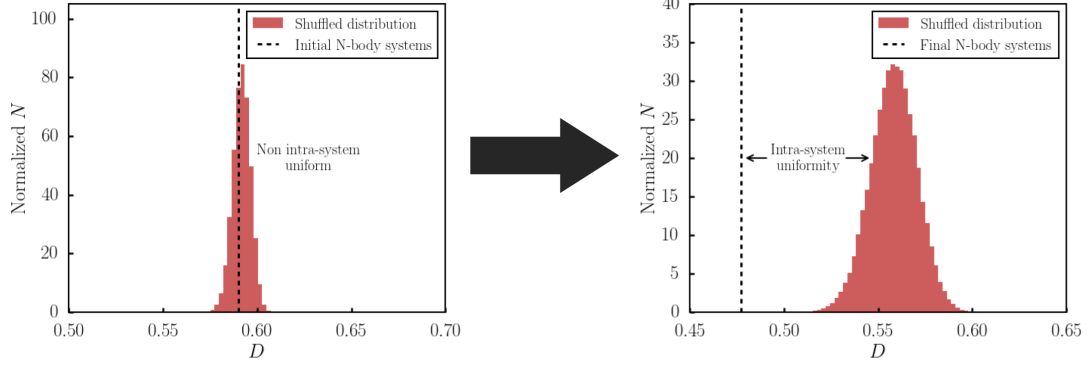
$N$ -body simulations were carried out with the MERCURIUS hybrid integrator ([Rein et al. 2019](#)) from the REBOUND open-source code ([Rein & Liu 2012](#)). This integration scheme relies on a high-order adaptive integrator (IAS15; [Rein & Spiegel 2015](#)) during close encounters, and otherwise uses a standard fixed-timestep Wisdom-Holman integrator (WHFAST; [Wisdom & Holman 1991](#); [Rein & Tamayo 2015](#)). We adopt a timestep of  $P_1/20$  for the WHFast integrator and integrate all systems for  $10^9 P_1$ . Planet collisions are treated as perfect inelastic collisions in which the total mass, momentum, and volume are conserved. Previous work indicates that this is a reasonable assumption for compact systems of small planets ([Poon & Nelson 2019](#); [Esteves et al. 2022](#); [Goldberg & Batygin 2022](#)). Below, we discuss the emergence of intra-system uniformity due to dynamical sculpting.

### 3.2 Emergence of intra-system mass uniformity

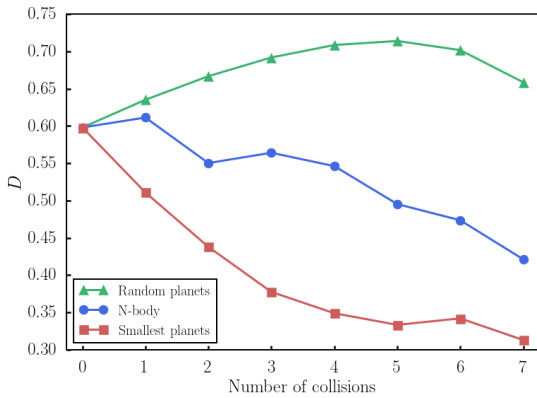
Our fiducial simulation ensemble consists of 100 systems initialized according to the procedure above with a mass standard deviation of  $s_m = 3.0 M_{\oplus}$ . Figure 2 summarizes the emergence of intra-system mass uniformity in this ensemble due to dynamical evolution: the left-hand panel shows that the initial planet mass distribution gives  $D_{\text{initial}} = 0.59$  and  $S_{\text{initial}} \approx 0$ , since planet masses are all drawn from a single global distribution. The right-hand panel shows that, after  $10^9 P_1$  of dynamical evolution, the ensemble obtains  $D_{\text{final}} = 0.48$  in close agreement with the observed value,  $D_{\text{obs}} = 0.46$ . When compared with shuffled configurations, the final synthetic systems possess intra-system uniformity with significance  $S_{\text{final}} = 6.6$ , similar to that of observed systems ( $S_{\text{obs}} = 6.2$ ).

It is not obvious that collisions between planets should drive systems towards mass uniformity (i.e., lower  $D$ ). In fact, when systems begin with sufficiently uniform masses, collisions inevitably degrade the uniformity and increase  $D$  (see [Goldberg & Batygin 2022](#)). The evolution of  $D$  is more subtle when systems are initialized with a spread of planet masses. If collisions in our ensemble merely occurred randomly between adjacent planet pairs, the value of  $D$  actually *increases* above its initial value. This is illustrated in Fig. 3, which compares the evolution of  $D$  due to collisions in our  $N$ -body ensemble with two simple experiments. In the first experiment, we start with the set of initial planetary systems in our fiducial ensemble

<sup>1</sup> [exoplanetarchive.ipac.caltech.edu](https://exoplanetarchive.ipac.caltech.edu) (accessed 7 November 2022)



**Figure 2.** Same plot as Fig. 1, shown now for the initial and final states of 100 simulated planetary systems. These systems were initialized with  $D_{\text{initial}} = 0.59$  and  $S \approx 0$  (left panel). However, collisions over  $10^9 P_1$  of dynamical evolution cause the simulated systems to develop intra-system mass uniformity with  $D_{\text{final}} = 0.48$  and  $S_{\text{final}} = 6.6$  (right panel).



**Figure 3.** Blue circles show the evolution of the mean mass dispersion,  $D$ , with the number of collisions for the systems in our fiducial  $N$ -body ensemble. Green triangles show the results of evolving the initial ensemble of systems by iteratively selecting random adjacent planet pairs to collide. Red squares show the results of selecting the smallest planet to collide with its smallest neighbour at each iteration. The  $N$ -body results reside between the “random planets” and “smallest planets” models, demonstrating that collisions typically, but not always, occur between smaller planets, thereby lowering  $D$ .

and then select adjacent pairs at random to combine. With random collisions,  $D$  increases with the number of collisions until 5 or fewer planets remain, and always remains well above the  $N$ -body ensemble’s final value of  $D_{\text{final}} = 0.48$ . The tendency for dynamical evolution to increase the ensemble’s degree of intra-system uniformity is due to the fact that collisions are more likely to involve lower-mass planets. In particular, collisions in the  $N$ -body simulations shown in Fig. 2, involve the smallest planet 47% of the time, whereas just 18% involve the largest planet (and  $\sim 90\%$  of collisions occur between adjacent planets).

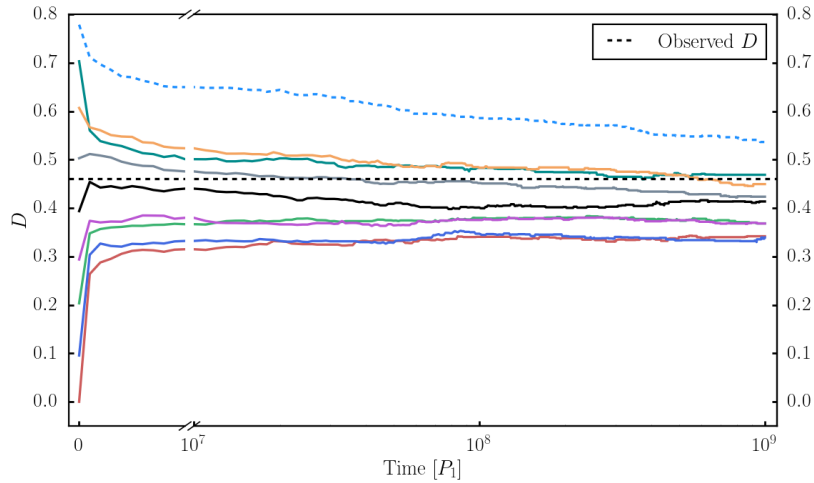
For comparison, the second experiment plotted in Fig. 3 shows the result of evolving the initial ensemble by combining the smallest surviving planet with its smallest neighbour during each collision. Exclusively selecting the smallest planet for collisions significantly increases the degree of uniformity; in fact, the  $D$  value of this ensemble differs by no more than 5% from the minimum possible  $D$  that can be achieved by combining adjacent pairs at each step. The propensity for collisions to preferentially involve the lowest-mass planets is unsurprising, given that such planets typically require the

smallest transfers of orbital angular momentum to cross orbits with their neighbours.

Next, we explore the effects of varying the initial planet mass distribution on the evolution of intra-system uniformity. We simulate 8 ensembles of 100 planetary systems, varying  $s_m$  so that  $D_{\text{initial}}$  ranges from 0.0–0.7. We also simulate an ensemble with initial planet masses drawn from the range 0.1–10  $M_{\oplus}$  according to the power law  $dN/dm \propto m^{-1/2}$ , resulting in  $D_{\text{initial}} = 0.78$ .

Figure 4 shows the time evolution of  $D$  for each of our simulated ensembles. In ensembles with initially-similar planet masses ( $D_{\text{initial}} \lesssim 0.4$ ), collisions cause  $D$  to increase, whereas initially-diverse systems become more uniform. As in our fiducial ensemble, we find that the increasing intra-system uniformity in these systems is driven by collisions preferentially involving systems’ smallest planets. In fact, even in ensembles where  $D$  increases, smaller planets are more likely to be involved in collisions; however, because the masses of the smallest planets do not differ substantially from the most massive planets, the resulting post-collision systems have a higher  $D$ . As a result, dynamical evolution leads  $D$  to be attracted towards the range 0.3–0.5, irrespective of  $D_{\text{initial}}$ . That said, it is apparent from Fig. 4 that the ensembles retain some memory of their  $D_{\text{initial}}$ : initially-uniform masses ( $D_{\text{initial}} \approx 0$ ) fail to climb to the relatively-high  $D_{\text{obs}} = 0.46$  of observed systems, and their evolution appears to have largely halted before  $10^9 P_1$ . The observed value of  $D$  therefore favours initially-non-uniform masses ( $D_{\text{initial}} \gtrsim 0.5$ ). In this way,  $D$  provides a useful tool for probing the initial (pre-giant impact phase) planet mass distribution, and our results suggest a wide (and potentially non-normal) initial mass distribution, rather than a characteristic initial mass.

We find a final value of  $S = 6.6$  for our nominal  $N$ -body ensemble and a range spanning  $S \approx 5 - 10$  for the other ensembles. The value of  $S$  reflects both the degree of uniformity among individual systems as well as the level of *inter*-system diversity in total planet mass and planet multiplicity. Our simulations therefore demonstrate that the dynamical evolution of a population of planetary systems in which initial planet masses are independent of the particular host system can produce both intra-system uniformity (i.e., small  $D$ ) and inter-system diversity (i.e., large  $S$ ). Inter-system diversity arises in our simulated ensembles due to conservation of mass ( $\sum_{i=1}^N m_i \approx 20 - 60 M_{\oplus}$ ), which causes planets in systems with fewer surviving planets to generally be more massive than planets in systems with more planets. A prediction of this scenario is a negative relationship between planet multiplicity and planet mass, which we find to be tentatively supported in our sample of observed systems. Adding inherent



**Figure 4.** Evolution of the mean mass dispersion,  $D$ , over  $10^9 P_1$  for simulations in which  $D_{\text{initial}}$  ranges from 0.0–0.8. Planet masses are normally-drawn (solid lines) in all simulations except one, where masses are drawn according to a power law (dotted line). Time is plotted linearly until  $10^7 P_1$ , after which time is shown logarithmically. Collisions between planets naturally degrade the mass uniformity of initially-uniform systems, and conversely, drive systems with a spread of initial masses towards uniformity because collisions tend to occur among smaller planets, resulting in  $D_{\text{final}} = 0.3 - 0.5$ . However, the spread of initial masses is not forgotten, and the observed value of  $D_{\text{obs}} = 0.46$  favours a larger value of  $D_{\text{initial}}$  (and potentially a non-normal initial mass distribution).

system-to-system variation to the total planet masses increases the value of  $S_{\text{initial}}$  and  $S_{\text{final}}$ , but as illustrated by Fig. 2, no initial system-to-system variation is required to reproduce the value of  $S_{\text{obs}}$ .

### 3.3 Emergence of orbital spacing uniformity

The above discussion has focused on the intra-system uniformity of planet masses. However, exoplanet systems also display intra-system uniformity in the orbital spacing of their planets, which is typically quantified by the correlation between the spacing of inner and outer planet pairs ( $P_{i+2}/P_{i+1}$  vs.  $P_{i+1}/P_i$ ; Weiss et al. 2018). Recently, Goldberg & Batygin (2022) argued that uniformity in orbital spacing arises due to the dynamical sculpting of planetary systems that begin in resonant chains with nearly-identical masses (i.e., low  $D_{\text{initial}}$ ).

We find that neither resonant chains nor initially-similar masses are required for dynamical sculpting to produce this trend. In our randomly-spaced systems initialized with a spread of planet masses, a significant correlation between the spacing of outer and inner planet pairs emerges early in the  $N$ -body simulations ( $\sim 10^6 P_1$ ). At these early times, collisions occur primarily between tightly-packed planet pairs ( $P_{i+1}/P_i \lesssim 1.25$ ), driving the systems towards uniform planet spacings. In this way, orbital spacing uniformity arises naturally as a result of the dynamical relaxation of our simulated systems, in which collisions tend to occur between closely-spaced planets. The correlation between spacings of adjacent planet pairs in our final synthetic systems (Pearson- $R = 0.39$ ,  $p$ -value =  $2 \times 10^{-10}$ ) quantitatively agrees with that of the observed systems from Weiss et al. (2018) (Pearson- $R = 0.42$ ,  $p$ -value =  $2 \times 10^{-8}$ ).

### 3.4 Orbital architectures

Finally, we can compare the orbital architectures of our fiducial simulated systems from Fig. 2 to observed systems. Dynamical instabilities reduce the planet multiplicity of the synthetic systems from 10 to a mean of 4.7, in agreement with the inferred mean multiplicity of *Kepler* systems (Traub 2016; Zink et al. 2019). Figure 5 compares the distribution of planet masses and adjacent-planet period ratios between observed systems and our simulated systems. Over  $10^9 P_1$ ,

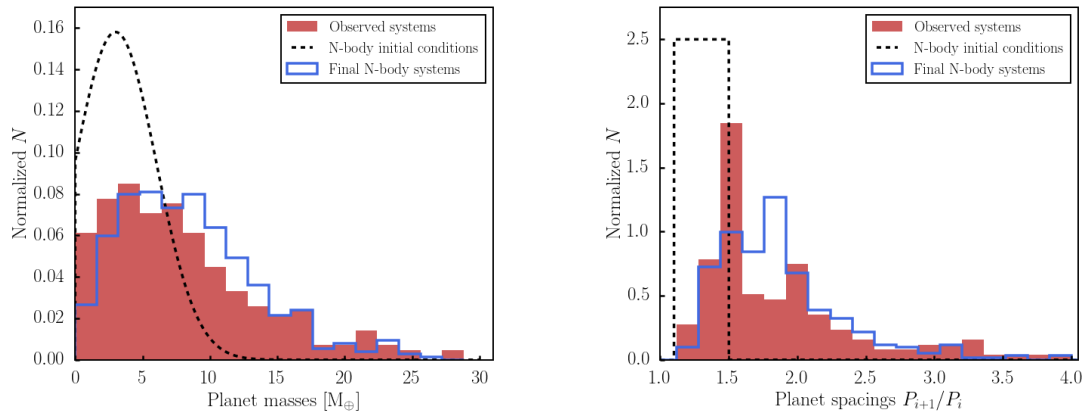
dynamical sculpting transforms the initially-compact, ten-planet systems into systems with planet masses and spacings that are broadly consistent with observed compact multiplanet systems. The final eccentricities of our simulated systems have a best-fit Rayleigh scale parameter  $\sigma_e = 0.03$ , slightly lower than that found in previous simulations (Hansen & Murray 2013; Izidoro et al. 2017; Goldberg & Batygin 2022) but still above that of transit timing variation (TTV) systems (Hadden & Lithwick 2014, 2017). The eccentricities of many TTV systems lie well below the boundary for stability, indicating that some subsequent eccentricity damping may be required (Yee et al. 2021).

## 4 DISCUSSION

The finding that exoplanet systems exhibit significant intra-system uniformity in mass, radius, and orbital spacing was an unanticipated development of recent exoplanet surveys. This has been interpreted as a consequence of the planet formation process, and several theoretical explanations for the emergence of intra-system uniformity during early planet formation have been put forward. In this work, we demonstrate that intra-system uniformity can arise naturally due to the dynamical sculpting of systems with random planet masses and compact planet spacings. As such, primordial intra-system uniformity is not required to explain observations of compact multiplanet systems; planet formation models may instead aim to produce overly-packed planetary systems with a spread of planet masses.

During dynamical evolution, collisions in our  $N$ -body simulations typically occur between small planets, driving our synthetic systems towards intra-system mass uniformity (mass dispersion  $D_{\text{final}} = 0.48$  and significance  $S_{\text{final}} = 6.6$ ) that agrees quantitatively with that of observed systems ( $D_{\text{obs}} = 0.46$  and  $S_{\text{obs}} = 6.2$ ). Collisions, particularly at early times, also tend to occur between closely-spaced planets, resulting in uniform planet spacings (Pearson- $R = 0.39$ ) that are similar to that of observed systems (Pearson- $R = 0.42$ ). We find that a wide spread of initial planet masses  $D_{\text{initial}} \gtrsim 0.5$ , rather than a characteristic initial planet mass, is required to reproduce the extent of





**Figure 5.** Histograms of planet masses (left) and adjacent planet period ratios (right) for the observed systems in Fig. 1 and our simulated systems in Fig. 2. Despite the simplicity of the simulation initial conditions (normally-drawn planet masses and uniformly-drawn period ratios), dynamical evolution results in planet masses and orbital spacings that broadly agree with that of observed compact multiplanet systems.

the mass uniformity of observed systems (i.e.,  $D_{\text{obs}} = 0.46$ ) after the giant impact phase.

*Kepler* systems have been found to be “dynamically-packed,” in that additional planets cannot be included between the observed planet pairs without destabilizing the system, indicative of dynamical sculpting (Barnes & Quinn 2004; Barnes & Raymond 2004; Fang & Margot 2013). Our conclusion — that intra-system uniformity can emerge naturally from dynamical sculpting — provides further support for the widespread importance of dynamical sculpting in shaping the architectures of exoplanet systems.

This paper presents a re-interpretation of the peas-in-a-pod trend, arguing that intra-system uniformity likely arose as a result of dynamical sculpting rather than the planet formation process. More broadly, our results provide an example of subtle effects emerging from dynamical sculpting and caution against drawing conclusions about planet formation from observations without careful consideration of possible dynamical mechanisms.

## ACKNOWLEDGEMENTS

We thank Sarah Millholland, Lauren Weiss, Max Goldberg, and Konstantin Batygin for useful feedback and discussions. This work was supported in part by the Natural Sciences and Engineering Council of Canada. This research has made use of the NASA Exoplanet Archive, which is operated by the California Institute of Technology, under contract with the National Aeronautics and Space Administration under the Exoplanet Exploration Program.

## DATA AVAILABILITY

The data underlying this article will be shared on reasonable request to the corresponding author.

## REFERENCES

Adams F. C., 2019, *MNRAS*, **488**, 1446  
 Adams F. C., Batygin K., Bloch A. M., Laughlin G., 2020, *MNRAS*, **493**, 5520  
 Barnes R., Quinn T., 2004, *ApJ*, **611**, 494  
 Barnes R., Raymond S. N., 2004, *ApJ*, **617**, 569  
 Batygin K., Morbidelli A., 2023, arXiv e-prints, p. arXiv:2301.04680

Borucki W. J., et al., 2011, *ApJ*, **736**, 19  
 Chambers J. E., Wetherill G. W., Boss A. P., 1996, *Icarus*, **119**, 261  
 Esteves L., Izidoro A., Bitsch B., Jacobson S. A., Raymond S. N., Deienno R., Winter O. C., 2022, *MNRAS*, **509**, 2856  
 Fabrycky D. C., et al., 2014, *ApJ*, **790**, 146  
 Fang J., Margot J.-L., 2013, *ApJ*, **767**, 115  
 Figueira P., et al., 2012, *A&A*, **541**, A139  
 Fressin F., et al., 2013, *ApJ*, **766**, 81  
 Goldberg M., Batygin K., 2022, *AJ*, **163**, 201  
 Goyal A. V., Wang S., 2022, *ApJ*, **933**, 162  
 Hadden S., Lithwick Y., 2014, *ApJ*, **787**, 80  
 Hadden S., Lithwick Y., 2017, *AJ*, **154**, 5  
 Hansen B. M. S., Murray N., 2013, *ApJ*, **775**, 53  
 He M. Y., Ford E. B., Ragozzine D., 2019, *MNRAS*, **490**, 4575  
 Izidoro A., Ogihara M., Raymond S. N., Morbidelli A., Pierens A., Bitsch B., Cossou C., Hersant F., 2017, *MNRAS*, **470**, 1750  
 Lissauer J. J., et al., 2011, *ApJS*, **197**, 8  
 Millholland S., Wang S., Laughlin G., 2017, *ApJ*, **849**, L33  
 Mishra L., Alibert Y., Leleu A., Emsenhuber A., Mordasini C., Burn R., Udry S., Benz W., 2021, *A&A*, **656**, A74  
 Murchikova L., Tremaine S., 2020, *AJ*, **160**, 160  
 Obertas A., Van Laerhoven C., Tamayo D., 2017, *Icarus*, **293**, 52  
 Otegi J. F., Helled R., Bouchy F., 2022, *A&A*, **658**, A107  
 Poon S., Nelson R., 2019, in AAS/Division for Extreme Solar Systems Abstracts. p. 317.07  
 Pu B., Wu Y., 2015, *ApJ*, **807**, 44  
 Rein H., Liu S. F., 2012, *A&A*, **537**, A128  
 Rein H., Spiegel D. S., 2015, *MNRAS*, **446**, 1424  
 Rein H., Tamayo D., 2015, *MNRAS*, **452**, 376  
 Rein H., et al., 2019, *MNRAS*, **485**, 5490  
 Smith A. W., Lissauer J. J., 2009, *Icarus*, **201**, 381  
 Traub W. A., 2016, arXiv e-prints, p. arXiv:1605.02255  
 Udry S., et al., 2019, *A&A*, **622**, A37  
 Van Eylen V., Albrecht S., 2015, *ApJ*, **808**, 126  
 Wang S., 2017, *Research Notes of the American Astronomical Society*, **1**, 26  
 Weiss L. M., Petigura E. A., 2020, *ApJ*, **893**, L1  
 Weiss L. M., et al., 2018, *AJ*, **155**, 48  
 Weiss L. M., Millholland S. C., Petigura E. A., Adams F. C., Batygin K., Bloch A. M., Mordasini C., 2022, arXiv e-prints, p. arXiv:2203.10076  
 Wisdom J., Holman M., 1991, *AJ*, **102**, 1528  
 Wolfgang A., Rogers L. A., Ford E. B., 2016, *ApJ*, **825**, 19  
 Yee S. W., Tamayo D., Hadden S., Winn J. N., 2021, *AJ*, **162**, 55  
 Zhu W., 2020, *AJ*, **159**, 188  
 Zink J. K., Christiansen J. L., Hansen B. M. S., 2019, *MNRAS*, **483**, 4479