

# cito: An R package for training neural networks using torch

Christian Amesöder<sup>1,2,\*</sup>, Florian Hartig<sup>1</sup>, Maximilian Pichler<sup>1</sup>

<sup>1</sup> Theoretical Ecology, University of Regensburg, Universitätsstraße 31, 93053 Regensburg, Germany

<sup>2</sup> Information Systems, University of Regensburg, Universitätsstraße 31, 93053 Regensburg, Germany

\* corresponding author, [christian.amesoeder@informatik.uni-regensburg.de](mailto:christian.amesoeder@informatik.uni-regensburg.de)

## Abstract

Deep Neural Networks (DNN) have become a central method for regression and classification tasks. Some packages exist that allow to fit DNN directly in R, but those are rather limited in their functionality. Most current deep learning applications rely on one of the major deep learning frameworks, in particular PyTorch or TensorFlow, to build and train DNNs. Using these frameworks, however, requires substantially more training and time than typical regression or machine learning functions in the R environment. Here, we present 'cito', a user-friendly R package for deep learning that allows to specify deep neural networks in the familiar formula syntax used in many R packages. To fit the models, 'cito' uses 'torch', taking advantage of the numerically optimized torch library, including the ability to switch between training models on CPUs or GPUs. Moreover, 'cito' includes many user-friendly functions for model plotting and analysis, including optional confidence intervals (CIs) based on bootstraps on predictions as well as explainable AI (xAI) metrics for effect sizes and variable importance with CIs and p-values. To showcase a typical analysis pipeline using 'cito', including its built-in xAI features to explore the trained DNN, we build a species distribution model of the African elephant. We hope that by providing a user-friendly R framework to specify, deploy and interpret deep neural networks, 'cito' will make this interesting model class more accessible to ecological data analysis. A stable version of 'cito' can be installed from the comprehensive R archive network (CRAN).

## Keywords:

R language, Machine Learning, Regression, Classification, Species distribution model

# Introduction

Deep neural networks (DNNs) are increasingly used in ecology and evolution for regression and classification tasks such as species distribution models, image classification or sound analysis (Christin et al., 2019; Joseph, 2020; Pichler and Hartig, 2023a; Strydom et al., 2021).

State-of-the-art DNNs are almost exclusively implemented and trained in specialized deep learning frameworks such as PyTorch or Tensorflow (Abadi et al., 2016; Paszke et al., 2019). These frameworks provide extremely flexible and performant math libraries, consisting of functions and classes to implement and train different deep learning architectures, such as large language models (e.g. GPT-3, RoBERTA) (Black et al., 2022; Liu et al., 2019) or complex object detection models (e.g. Mask R-CNN, DeepVit) (He et al., 2017; Zhou et al., 2021). This flexibility is appealing to “power users”, but for many standard applications, the high level of customization offered by the large machine learning frameworks is unnecessary and often prohibitive or at least time-consuming for less experienced users.

As a response to this problem, several simplified frontends for the major machine learning frameworks have been developed. Well-known examples are Keras for TensorFlow and luz for PyTorch (Allaire and Chollet, 2022; Falbel, 2022). However, building a DNN with these frontends still typically requires a few days of training, which is a lot compared to the time it usually takes a new user to get first results from popular R packages for regression or classification that specify models using the formula syntax such as ‘ranger’, for training random forests and ‘lme4’, for training mixed-effect models (Bates et al., 2015; Wright and Ziegler, 2017). Moreover, ML frontends such as ‘Keras’ or ‘luz’ include only a very limited set of plots and convenience functions. Instead, they rely on the user to choose or program sensible code for downstream tasks such as bootstrapping to obtain confidence intervals on predictions, plots or explainable AI (xAI) metrics to understand the importance of features for the predictions.

Some R packages for training DNN that use the standard formula syntax already exist, but these often lack crucial functionalities, and most of them do not make use of the state-of-the-art frameworks for model fitting, which limits their use for very large networks because of their numerical inefficiency or their inability to train the models on GPUs. Established R packages such as ‘nnet’ or ‘neuralnet’ do not support modern deep learning techniques, such as regularization to control the bias-variance tradeoff (Fritsch et al., 2019; Venables and Ripley, 2002), or more importantly, modern training techniques such as early stopping or learning rate schedulers that can help with otherwise difficult training. The ‘h2o’ package comes with its own Java backend, and while it allows training with the standard formula syntax, its use in R is cumbersome due to its inability to work with default R objects (LeDell et al., 2022). The ‘brulee’

R package, which uses ‘torch’ to train the DNNs specified in standard R syntax, is very similar to the package presented here, but still lacks some critical features (see section “Performance analysis and validation”) (Kuhn and Falbel, 2022).

Here, we present ‘cito’, an R package for training fully-connected neural networks using the standard R formula syntax for model specification. Based on the ‘torch’ deep learning framework, ‘cito’ allows flexible specifying of fully-connected neural networks architectures, supports many modern deep learning techniques (e.g. dropout and elastic net regularization, learning rate schedulers), can take advantage of CPU and GPU hardware for parallelization, and yet optionally offers a high degree of customization such as user-defined loss functions. Moreover, ‘cito’ supports many downstream functionalities, such as the possibility to continue the training of existing neural networks with modified training parameters for fine-tuning, or the application of xAI methods to interpret the trained models. As such ‘cito’ provides an easily useable but nevertheless complete analysis pipeline for building neural networks in R.

In the remainder of the paper, we introduce the design principles of cito in more detail, show validation and performance analysis, and showcase the application of cito using the example of a species distribution model of the African elephant.

## Design of the cito package

### Torch backend

Cito uses ‘torch’, a variant of PyTorch, as its backend to represent and train the specified neural networks. Until recently, R users who wanted to use PyTorch and Tensorflow had to call their Python bindings through the ‘reticulate’ package. R packages that relied on this pipeline were thus dependent on appropriate Python installations (e.g. Pichler and Hartig, 2021), which often created dependency issues. This issue got solved with the release of ‘torch’, a native implementation of the torch libraries with an R frontend (Falbel and Luraschi, 2022).

### Building and training neural networks in cito

With ‘torch’, R users can essentially use PyTorch natively in R, which solves dependency issues, but not the problem that specifying a DNN with ‘torch’ is complex.

‘cito’ addresses this problem by providing one simple command, *dnn()*, which combines everything needed to build and train a fully-connected neural network in one line of code. The *dnn()* function includes options to modify the network architecture, the training process and the monitoring (e.g. by visualization) of the training and validation loss (

Table 1), including a baseline loss (based on an intercept-only model) that helps to diagnose convergence problems due to inappropriately chosen training hyper-parameters (e.g., learning rate and epochs).

The *dnn()* function returns an S3 object that can be used, for example, with the *continue\_training()* function to continue training for additional epochs (iterations) with the same or modified training hyper-parameters or data. Moreover, many standard R functions such as *summary()*, *predict()* or *residuals()* are implemented for the trained models, and additional specialized explainable Artificial Intelligence (xAI) functions are available for interpreting the fitted networks.

The lack of uncertainties (standard errors) is an often-raised concern for DNN. In 'cito', we provide an option to automatically calculate confidence intervals for all outputs (including xAI metrics and predictions) using bootstrapping. This option can be enabled in the *dnn()* function setting, e.g., *dnn(...,bootstrap = 50)*. Uncertainties are then automatically propagated through all downstream methods. The bootstraps are also used to generate p-values where obvious null hypotheses exist. As the bootstrap option can be computationally expensive, the default for this option is set to false. We recommend to start without bootstrapping to optimize the training procedure (Fig. 1) and to enable the bootstrapping after the training pipeline has been finalized.

**Table 1:** Hyperparameters for fully-connected neural networks and their default values in 'cito'. Defaults for all parameters are set to sensible values, however, some parameters typically need to be tuned. Detailed guidance on this is provided in the help file of the *dnn()* function or in the vignette "Training neural networks".

### Architecture

	Name	Explanation	Default
	hidden	Quantity and size of hidden Layers	(50, 50)
	activation	Activation function for hidden layers	"selu"
	bias	Should hidden nodes have bias	TRUE

### Training

	Name	Explanation	Default
	validation	Split data into test and validation set	0
	epochs	Number of training iterations	100
	device	Set to "cuda" to train on GPU	"cpu"
	plot	Visualize loss during training	TRUE
	batchsize	Number of samples used for each training step	32
	shuffle	Shuffle batches in between epochs	TRUE
	lr	Learning rate	0.01
	early_stopping	Stops training early based on validation loss	FALSE
	Bootstrap	Number of bootstrap samples	FALSE

### Controlling bias-variance trade-off (regularization)

	Name	Explanation	Default
	lambda	Strength of elastic net regularization	0
	alpha	Split of L1 and L2 regularization	0.5
	dropout	Dropout probability of a node	0

## Performance comparison and validation of cito

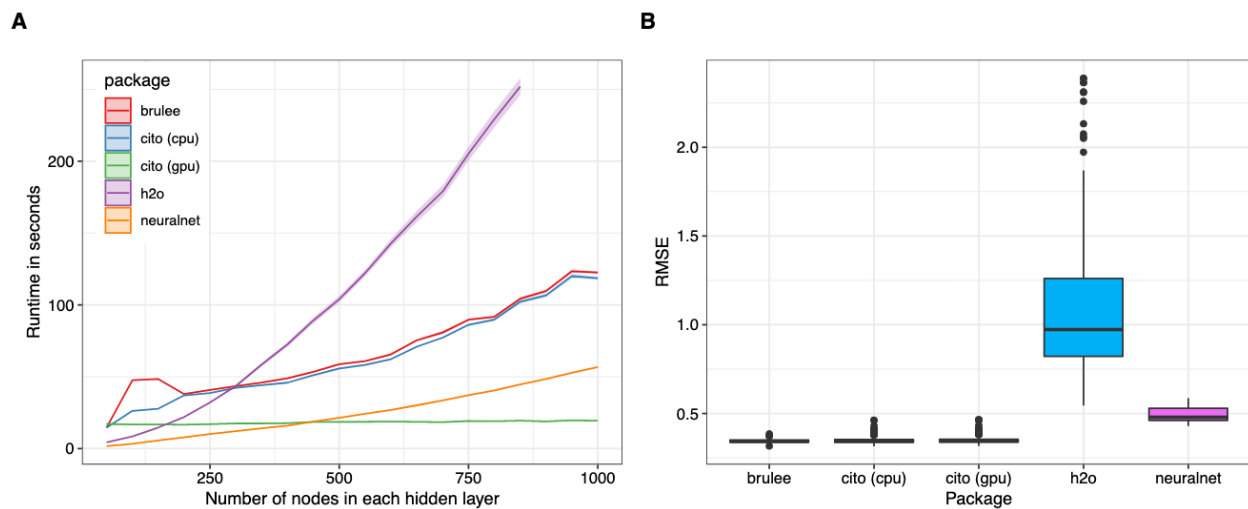
After explaining the design of cito, we shortly compare its performance and functionality with other packages for implementing neural networks in R. We consider in particular 'nnet' and 'neuralnet', which each have their own backend and are not based on modern DL frameworks (Fritsch et al., 2019; Venables and Ripley, 2002), 'h2o', which possesses a much broader toolkit for training neural networks than the previous two packages (LeDell et al., 2022), and 'brulee' (Kuhn and Falbel, 2022), which, similar to cito, uses the 'torch' DL framework as a backend.

Regarding implemented options, 'cito' offers the most options. 'cito' offers flexible regularization options (to control the bias-variance trade-off), GPU support, the possibility to continue training and custom loss functions and most importantly tools to interpret the trained DNN models (Table 2).

**Table 2:** Feature comparison of R packages used to build fully-connected neural networks

	'cito'	'brulee'	'h2o'	'neuralnet'	'nnet'
Customizable network architecture	X	X	X	X	
Fit a probability distribution	X		X		
GPU support	X				
Regularization	X	X			
Custom loss function	X			X	
Optimization of additional user-defined parameters	X				
Continue training	X				
Class weights for imbalanced data		X			
Learning rate scheduler	X	X	X		
Feature importance (xAI)	X				
Partial dependency plots (xAI)	X				
Accumulated local effect plots (xAI)	X				
Uncertainty (confidence intervals and p-values for xAI metrics and predictions)	X				
Baseline loss (to help with the convergence)	X				

Looking at computational performance, measured by the time it takes to train the networks, we find that some of the older packages, in particular 'neuralnet', perform better than the torch packages for small networks (Figure 1). This is probably due to the smaller overhead of these more specialized packages. However, when moving to larger networks (large and especially wide networks are often beneficial for achieving low generalization errors (Belkin et al., 2019)) 'cito' can play out one the main advantage of modern machine learning frameworks, which is GPU support. On the GPU, training time in cito is practically independent of the size of the network, confirming the consensus that training large networks requires GPU resources. On a CPU, 'cito' performs on par with 'brulee', the other torch-based package, but somewhat worse than 'neuralnet'. We interpret these results as showing that for a simple problem, there is still some overhead of using torch as opposed to a native C implementation. Nevertheless, we argue would argue that the added flexibility and functionality of cito outweighs this advantage of 'neuralnet'. Moreover, our results suggest that the difference between the torch packages and 'neuralnet' lies mainly in the constant overhead needed to set up the models, and thus for very large models, their performance is roughly equal.



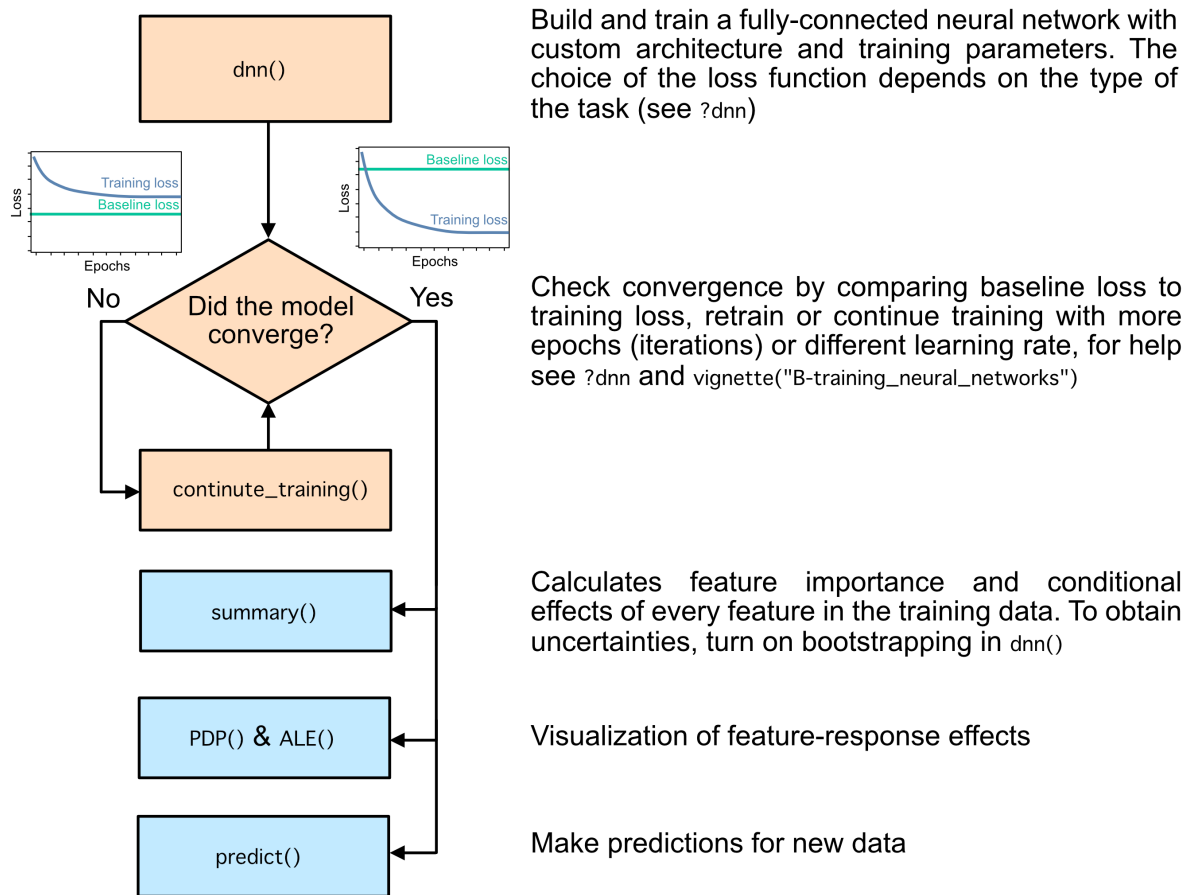
**Figure 1:** Runtime comparison of different deep learning R software packages ('brulee', 'h2o', 'neuralnet', and 'cito' (CPU and GPU)) on different network sizes on an Intel Xeon 6128 and a Nvidia RTX 2080ti. The networks consisted of five equally sized layers (50 to 1000 nodes with a step size of 50) and are trained on a simulated data set with 1000 observations. Panel (A) shows the runtime of the different packages and panel (B) shows the average root mean square error (RMSE) of the models on a holdout of size 1000 observations (RMSE was averaged over different network sizes). Each network was trained 20 times (the dataset was resampled each time).

## Workflow and case study

So far, we have mainly discussed the process of model training, which is arguably the core of any machine learning project. Now, we want to comment on the entire workflow when using 'cito' to build and interpret a predictive model. This workflow usually consists of model specification, training, and interpretation and predictions (Figure 2). To make the discussion of the workflow more accessible to the reader, we show all functions using the example of building a species distribution model for the African elephant (*Loxodonta Africana*).

As data, we use occurrence records of the African elephant from Angelov, 2020, who compiled data from different studies available on GBIF (INaturalist Contributors, 2022a, 2022b; Jlegend, 2021; Musila et al., 2019; Navarro, 2022). Those presence-only data were supplemented with randomly sampled background points (pseudo-absences) to generate a presence-absence signal for the classifier. As predictors, we used standard bioclimatic variables from WorldClim v2 (Fourcade et al., 2018). While it is common in statistical modelling to sample more pseudo-absences than presences, such unbalanced class numbers can be harmful for machine learning algorithms. We therefore randomly undersampled pseudo-absences to match the

number of observations (another option would be to oversample presences, but in our example, this resulted in lower accuracy in interim results).



**Figure 2:** Workflow of building, training and analyzing DNN with 'cito'. Example workflow and analyses for (multi) species distribution models are available as a vignette (*vignette("C-Example\_Species\_distribution\_modeling")*) or at <https://citoverse.github.io/cito/articles>

Building and training a species-distribution model based on a fully-connected neural network with three hidden layers of 50, 50 and 50 nodes and trains it for 50 epochs can be done in one line of code:

```
nn.fit <- dnn(label~., data = data,
             hidden = c(50, 50, 50), loss = "binomial",
             epochs = 50, lr = 0.1,
             batchsize = 300,
             validation = 0.1, shuffle = TRUE,
```



```
alpha = 0.5, lambda = 0.005,

early_stopping = 10,

bootstrap = 30)
```

During training and without bootstrapping, a plot is displayed that visualizes the training, validation and baseline loss. This plot can be used to diagnose convergence problems, for example if the training loss does not decrease over time or does not fall below the baseline loss. In this case, it would be advisable to abort and restart the training with different hyperparameters (e.g., smaller learning rate), use a learning rate scheduler or perform a systematic hyperparameter tuning. We provide extensive help on this topic in the *?dnn* documentation and in a vignette (*vignette("B-Training\_neural\_networks")*). Here we shown an example where we restart the training with a smaller learning rate and a learning rate scheduler that automatically reduces the learning rate if the loss doesn't decrease in 8 continuous epochs (*patience = 8*) to achieve a better fit:

```
nn.fit <- continue_training(

  nn.fit, epochs = 150,

  changed_params = list(lr = 0.05, lr_scheduler =
    config_lr_scheduler("reduce_on_plateau"), patience = 8,
    factor = 0.8))
```

The trained models can be used with a range of in-build functions. The *predict()* can be used to make predict the occurrence probability of the elephant (

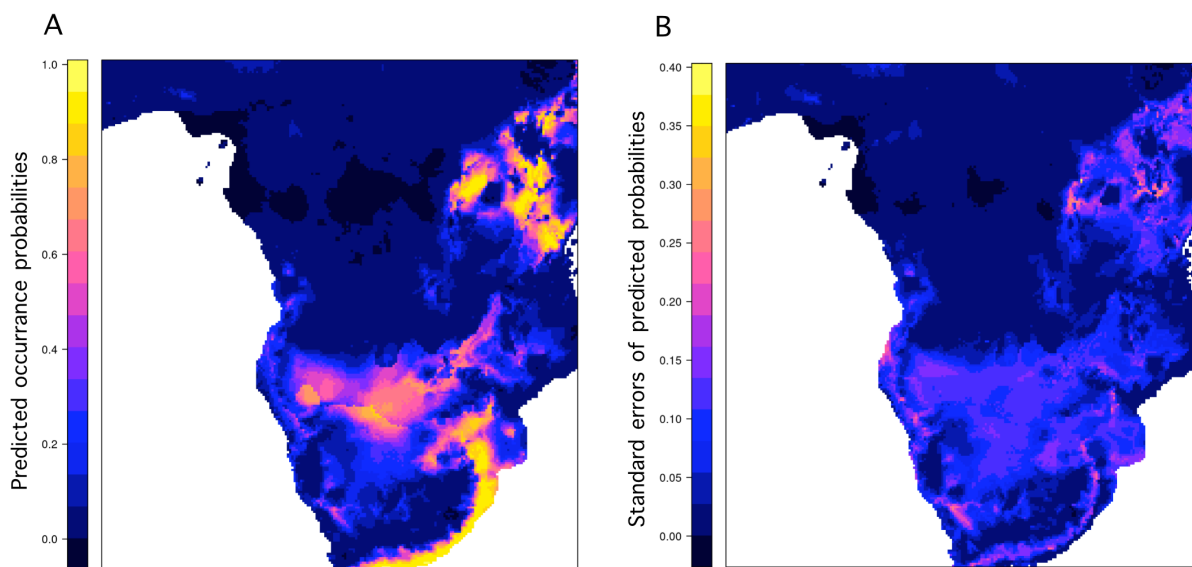
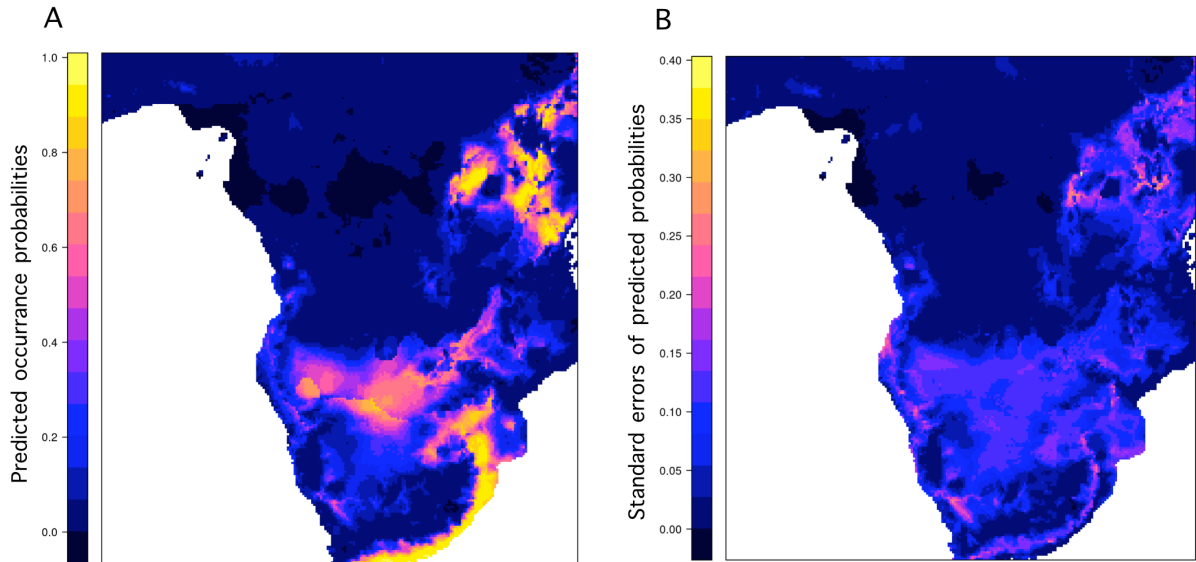
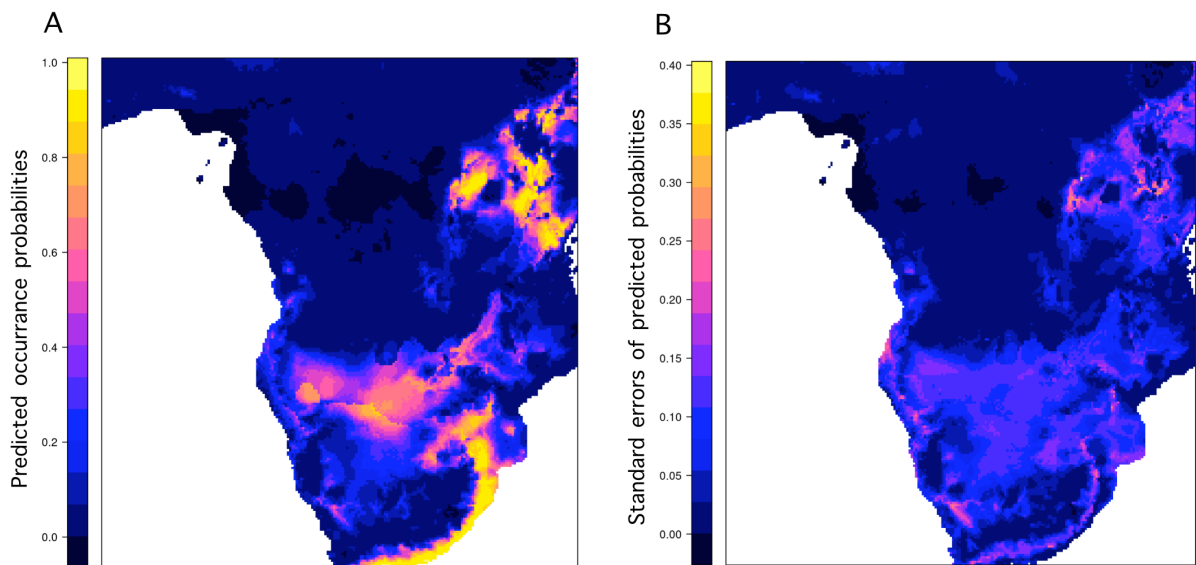


Figure 3a). The *summary()* function provides an overview about influential variables by calculating their importances (Fisher et al., 2019) as well as average conditional effects (which

are an approximation of linear effects, see (Pichler and Hartig, 2023b)) (Fig. 4a). Partial dependency plots (PDP) and averaged local effect plots (ALE) functions can be used to display the effect of specific features on the response, in this case the occurrence probability of the elephant (



**Figure 3** b, c). If bootstrapping is enabled, 'cito' automatically uses the bootstrap samples to calculate confidence intervals (CI, as standard errors) for the predictions (Fig. 3a), CIs and p-values for the xAI metrics (Fig. 4a), and CIs for the PDP and ALE plots (Fig. 4b, c).



**Figure 3:** Predictions and standard errors of prediction for the African elephant from a DNN trained by cito. Panel (A) shows the predicted probability of occurrence of the African elephant. Panel (B) shows the standard error for the predicted probabilities (confidence interval).

A

— Feature Importance

	Importance	Std.Err	Z value	Pr(> z )
bio1 → label	0.023616	0.008313	2.84	0.0045 **
bio2 → label	0.012197	0.008072	1.51	0.1308
bio3 → label	0.007474	0.008323	0.90	0.3692
bio4 → label	0.034321	0.010879	3.15	0.0016 **
bio5 → label	0.010823	0.008623	1.26	0.2095
bio6 → label	0.017014	0.007766	2.19	0.0285 *
bio7 → label	0.003234	0.003104	1.04	0.2974
bio8 → label	0.014676	0.006043	2.43	0.0152 *
bio9 → label	0.030705	0.017345	1.77	0.0767 .
bio10 → label	0.005850	0.004487	1.30	0.1923
bio11 → label	0.022184	0.008805	2.52	0.0118 *
bio12 → label	0.030492	0.014029	2.17	0.0297 *
bio13 → label	0.008422	0.007007	1.20	0.2293
bio14 → label	0.025422	0.010734	2.37	0.0179 *
bio15 → label	0.036257	0.020248	1.79	0.0733 .
bio16 → label	0.056378	0.016814	3.35	0.0008 ***
bio17 → label	0.008286	0.004852	1.71	0.0877 .
bio18 → label	0.031117	0.007020	4.43	9.3e-06 ***
bio19 → label	0.000587	0.001422	0.41	0.6795

---  
Signif. codes: 0 '\*\*\*' 0.001 '\*\*' 0.01 '\*' 0.05 '.' 0.1 ' ' 1

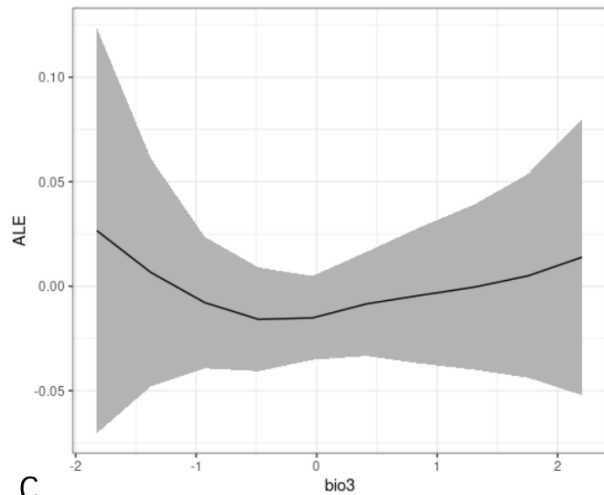
— Average Conditional Effects

	ACE	Std.Err	Z value	Pr(> z )
bio1 → label	0.374	0.193	1.93	0.05300 .
bio2 → label	-0.364	0.208	-1.76	0.07925 .
bio3 → label	-0.154	0.292	-0.53	0.59840
bio4 → label	0.778	0.317	2.45	0.01426 *
bio5 → label	0.434	0.281	1.54	0.12285
bio6 → label	0.456	0.184	2.48	0.01322 *
bio7 → label	-0.136	0.147	-0.92	0.35507
bio8 → label	-0.324	0.247	-1.31	0.18882
bio9 → label	-0.799	0.329	-2.43	0.01504 *
bio10 → label	-0.217	0.170	-1.28	0.20168
bio11 → label	-0.262	0.240	-1.09	0.27378
bio12 → label	-1.094	0.312	-3.51	0.00045 ***
bio13 → label	0.584	0.289	2.02	0.04305 *
bio14 → label	0.879	0.381	2.31	0.02097 *
bio15 → label	-0.707	0.334	-2.12	0.03406 *
bio16 → label	-1.310	0.271	-4.83	1.4e-06 ***
bio17 → label	0.191	0.295	0.65	0.51707
bio18 → label	0.204	0.252	0.81	0.41849
bio19 → label	-0.143	0.191	-0.75	0.45554

---  
Signif. codes: 0 '\*\*\*' 0.001 '\*\*' 0.01 '\*' 0.05 '.' 0.1 ' ' 1

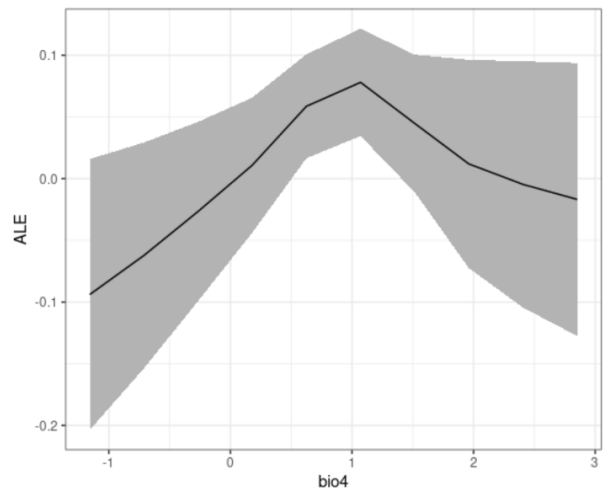
B

bio3 → label



C

bio4 → label



**Figure 4:** xAI metrics with confidence intervals ( $\pm 1$  se) from model trained by 'cito'. Panel (A) shows the *summary()* output, namely the feature importances and the average conditional effects for the 19 Bioclim variables. Panel (B) and (C) show the accumulated local effect plots (ALE), i.e., the change of the predicted occurrence probability in response to the Bioclim variables 3 and 4.

## Conclusion

'cito' is a powerful R package for building and training fully-connected neural networks with a formula syntax. The package seamlessly fits into the R environment and removes many hurdles for inexperienced users, but also saves programming time for experienced users who want to build simple neural networks. Unique features of 'cito', such as training on a GPU, using custom loss functions, baseline loss, confidence intervals, modern DL training techniques such as continue training, learning rate scheduler or early stopping cannot be found in other packages. Future releases of 'cito' aim to implement additional functionalities such as

internal cross validation for hyperparameter optimization, gradient based methods for hyperparameter tuning and the integration of recurrent and convolutional neural networks.

## Authors' Contributions

**Christian Amesöder:** Conceptualization, Software, Methodology, Writing – Original Draft, Visualization, Investigation. **Florian Hartig:** Conceptualization, Writing – Review & Editing, Visualization, Supervision, Methodology, Investigation. **Maximilian Pichler:** Conceptualization, Software, Methodology, Writing – Review & Editing, Visualization, Supervision, Investigation.

## Data and code availability

The processed datasets for the species distribution model (African elephant) are available from Angelov, 2020. We used version 1.0.2 of the 'cito' package. The 'cito' package can be downloaded from CRAN, the code to reproduce the analysis and the benchmark can be found in the following repository <https://github.com/citoverse/Amesoeder-et-al-2023>. Upon acceptance of the manuscript, we will produce a persistent Zenodo snapshot of this repository, which also includes a doi. Documentation and rendered vignettes (under articles) can be found on <https://citoverse.github.io/cito/> or on the CRAN website of the package at <https://cran.r-project.org/web/packages/cito/index.html>.

## Conflict of interest statement

The authors declare that they have no conflicts of interest.

## References

- Abadi, M., Agarwal, A., Barham, P., Brevdo, E., Chen, Z., Citro, C., Corrado, G.S., Davis, A., Dean, J., Devin, M., others, 2016. Tensorflow: Large-scale machine learning on heterogeneous distributed systems. *ArXiv Prepr. ArXiv160304467*.
- Allaire, J.J., Chollet, F., 2022. keras: R Interface to “Keras.”
- Angelov, B., 2020. boyanangelov/interpretable\_sdm: Reproducibility fix. <https://doi.org/10.5281/zenodo.4048271>
- Bates, D., Mächler, M., Bolker, B., Walker, S., 2015. Fitting Linear Mixed-Effects Models Using lme4. *J. Stat. Softw.* 67, 1–48. <https://doi.org/10.18637/jss.v067.i01>
- Belkin, M., Hsu, D., Ma, S., Mandal, S., 2019. Reconciling modern machine-learning practice and the classical bias–variance trade-off. *Proc. Natl. Acad. Sci.* 116, 15849–15854. <https://doi.org/10.1073/pnas.1903070116>
- Black, S., Biderman, S., Hallahan, E., Anthony, Q., Gao, L., Golding, L., He, H., Leahy, C., McDonell, K., Phang, J., Pieler, M., Prashanth, U.S., Purohit, S., Reynolds, L., Tow, J., Wang, B., Weinbach, S., 2022. GPT-NeoX-20B: An Open-Source Autoregressive Language Model. <https://doi.org/10.48550/arXiv.2204.06745>
- Christin, S., Hervet, É., Lecomte, N., 2019. Applications for deep learning in ecology. *Methods Ecol. Evol.* 10, 1632–1644.
- Falbel, D., 2022. luz: Higher Level “API” for “torch.”
- Falbel, D., Luraschi, J., 2022. torch: Tensors and Neural Networks with “GPU” Acceleration.
- Fisher, A., Rudin, C., Dominici, F., 2019. All Models are Wrong, but Many are Useful: Learning a Variable’s Importance by Studying an Entire Class of Prediction Models Simultaneously. *J Mach Learn Res* 20, 1–81.
- Fourcade, Y., Besnard, A.G., Secondi, J., 2018. Paintings predict the distribution of species, or the challenge of selecting environmental predictors and evaluation statistics. *Glob. Ecol. Biogeogr.* 27, 245–256.
- Fritsch, S., Guenther, F., Wright, M.N., 2019. neuralnet: Training of Neural Networks.
- He, K., Gkioxari, G., Dollar, P., Girshick, R., 2017. Mask R-CNN. Presented at the Proceedings of the IEEE International Conference on Computer Vision, pp. 2961–2969.
- INaturalist Contributors, 2022a. iNaturalist Research-grade Observations. <https://doi.org/10.15468/AB3S5X>
- INaturalist Contributors, 2022b. iNaturalist Research-grade Observations. <https://doi.org/10.15468/AB3S5X>
- Jlegind, 2021. Earth Guardians Weekly Feed. <https://doi.org/10.15468/SLQQT8>
- Joseph, M.B., 2020. Neural hierarchical models of ecological populations. *Ecol. Lett.* 23, 734–747.
- Kuhn, M., Falbel, D., 2022. brulee: High-Level Modeling Functions with “torch.”

- LeDell, E., Gill, N., Aiello, S., Fu, A., Candel, A., Click, C., Kraljevic, T., Nykodym, T., Aboyoun, P., Kurka, M., Malohlava, M., 2022. h2o: R Interface for the “H2O” Scalable Machine Learning Platform.
- Liu, Y., Ott, M., Goyal, N., Du, J., Joshi, M., Chen, D., Levy, O., Lewis, M., Zettlemoyer, L., Stoyanov, V., 2019. RoBERTa: A Robustly Optimized BERT Pretraining Approach. <https://doi.org/10.48550/arXiv.1907.11692>
- Musila, S., Syngi, R., Mutavi, D., Odhiambo, K., Masinde, S., 2019. Occurrence records of mammal species in Tana River Basin, Kenya. <https://doi.org/10.15468/0MSZ3D>
- Navarro, R., 2022. Kenya Virtual Museum Records. <https://doi.org/10.15468/JOLYLT>
- Paszke, A., Gross, S., Massa, F., Lerer, A., Bradbury, J., Chanan, G., Killeen, T., Lin, Z., Gimelshein, N., Antiga, L., Desmaison, A., Kopf, A., Yang, E., DeVito, Z., Raison, M., Tejani, A., Chilamkurthy, S., Steiner, B., Fang, L., Bai, J., Chintala, S., 2019. PyTorch: An Imperative Style, High-Performance Deep Learning Library, Advances in Neural Information Processing Systems 32. Curran Associates, Inc.
- Pichler, M., Hartig, F., 2023a. Machine learning and deep learning—A review for ecologists. *Methods Ecol. Evol.* 14, 994–1016. <https://doi.org/10.1111/2041-210X.14061>
- Pichler, M., Hartig, F., 2023b. Can predictive models be used for causal inference? <https://doi.org/10.48550/arXiv.2306.10551>
- Pichler, M., Hartig, F., 2021. A new joint species distribution model for faster and more accurate inference of species associations from big community data. *Methods Ecol. Evol.* 12, 2159–2173. <https://doi.org/10.1111/2041-210X.13687>
- Strydom, T., Catchen, M.D., Banville, F., Caron, D., Dansereau, G., Desjardins-Proulx, P., Forero-Muñoz, N.R., Higinio, G., Mercier, B., Gonzalez, A., others, 2021. A roadmap towards predicting species interaction networks (across space and time). *Philos. Trans. R. Soc. B* 376, 20210063.
- Venables, W.N., Ripley, B.D., 2002. *Modern Applied Statistics with S*, Fourth. ed. Springer, New York.
- Wright, M.N., Ziegler, A., 2017. ranger: A Fast Implementation of Random Forests for High Dimensional Data in C++ and R. *J. Stat. Softw.* 77, 1–17. <https://doi.org/10.18637/jss.v077.i01>
- Zhou, D., Kang, B., Jin, X., Yang, L., Lian, X., Jiang, Z., Hou, Q., Feng, J., 2021. DeepViT: Towards Deeper Vision Transformer. <https://doi.org/10.48550/arXiv.2103.11886>