

Nucleosynthesis in neutrino-heated ejecta and neutrino-driven winds of core-collapse supernovae; neutrino-induced nucleosynthesis

Shinya Wanajo

Abstract The innermost ejecta of core-collapse supernovae are considered to be the sources of some iron-group and trans-iron nuclei. The ejecta are predominantly driven by neutrino heating, principally due to neutrino capture on free neutrons and protons. Such neutrino interactions play a crucial role for setting neutron richness in the ejecta. Recent hydrodynamical work indicates that the ejecta are only mildly neutron rich, or even proton rich. Under such conditions a wide variety of iron-group and trans-iron isotopes are synthesized, while the inferred neutron richness appears insufficient for producing r-process nuclei. In this chapter, basic concepts of nucleosynthesis in neutrino-heated ejecta and neutrino-driven winds of core-collapse supernovae are presented along with some latest results in the literature. Here, “neutrino-heated ejecta” are referred to the early component within the first few seconds, in which anisotropic convective activities of material above the neutron star surface become important for nucleosynthesis. These are followed by “neutrino-driven winds”, which are approximately isotropic outflows emerging from the surface of a proto-neutron star. For these reasons, studies of nucleosynthesis presented here are based on recent multi-dimensional hydrodynamical simulations and semi-analytic wind solutions, respectively. These studies suggest that light trans-iron species up to atomic mass number of 90 are produced in neutrino-heated ejecta. Neutrino-driven winds are unlikely sources of r-process nuclei, but rather promising sources of proton-rich isotopes up to atomic number of 110.

1 Introduction

Stars with masses at birth above $\sim 8M_{\odot}$, where M_{\odot} indicates the solar mass, end their lives as energetic explosions known as core-collapse supernovae (Janka et al,

First Author

Max-Planck-Institut für Gravitationsphysik (Albert-Einstein-Institut), Am Mühlenberg 1, D-14476 Potsdam-Golm, Germany, e-mail: shinya.wanajo@aei.mpg.de

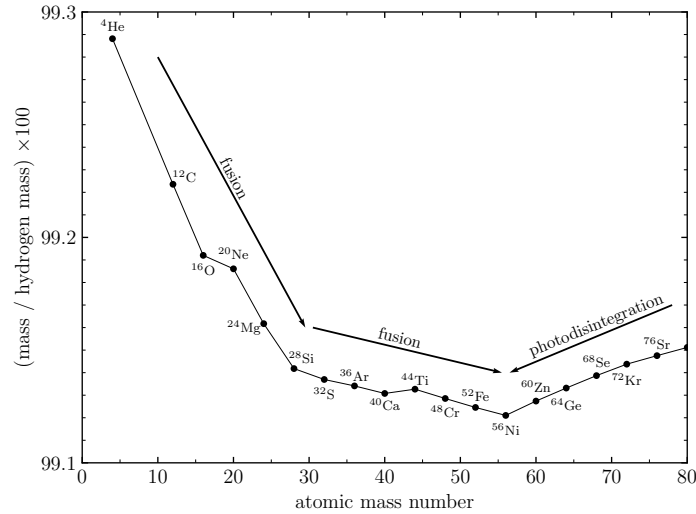


Fig. 1 Valley of stability for α nuclei (consisting of multiple ^4He). Nuclear masses ($\times 100$) with respect to that of hydrogen are plotted as a function of atomic number. In the central core of a massive star at the final stage, the end product by nuclear fusion is ^{56}Ni because it has the smallest mass.

2012). Just prior to an explosion, the central core with a radius of ~ 1000 km (or with an enclosed mass of $\sim 1.4M_{\odot}$), consisting mainly of ^{56}Ni and some other iron-group species, is supported by pressure stemming from the high temperature (~ 5 GK, where $\text{GK} = 10^9$ K) and density ($\sim 10^9$ g cm^{-3}). However, further gravitational contraction of the core cannot generate nuclear energy owing to the smallest mass of ^{56}Ni among α nuclei (made of multiple ^4He), the main constituents of a stellar core (Fig. 1). This results in photodisintegration of ^{56}Ni into α particles and free nucleons (neutrons and protons) as well as electron capture on nuclei. These photodisintegration and electron capture processes abruptly remove the pressure support at the center, leading to gravitational collapse of the core.

The collapse stops as the density at the center approaches the nuclear density ($\sim 10^{15}$ g cm^{-3}). At this time (referred to as “core bounce”), the core with a radius of a few 10 km consists of free neutrons with a small fraction of free protons (several percent), called a proto-neutron star. The gravitational energy due to the contraction of the core is immediately converted to thermal energy through shock heating, and finally almost entirely to energy in the form of neutrinos. These neutrinos, which are emitted from the neutrinosphere (located slightly below the proto-neutron star surface), are the driving sources of material outside the core, i.e., of the explosion. During the first 0.1–1 second, neutrino capture on free nucleons heats up the matter above the proto-neutron star surface and induces convective motion. This efficiently transports the neutrino energy to the material, leading to subsonic outflows called “neutrino-heated ejecta”. After the outer dense material is lifted, nearly freely streaming material from the neutrinosphere, principally due to neutrino cap-

ture on free nucleons, becomes transonic outflows lasting over 10 seconds, called “neutrino-driven winds”.

Historically, the innermost ejecta of core-collapse supernovae have been occasionally suggested as promising sites of r-process because of the expected neutron richness in the vicinity of proto-neutron stars. Such early work includes a hypothetical scenario of the “prompt explosion” from a low-mass progenitor ($\sim 8\text{--}10 M_{\odot}$), in which very neutron-rich material near the proto-neutron star surface is immediately expelled by shock heating (Hillebrandt, 1982). However, recent hydrodynamical studies with elaborate treatment of neutrino transport have shown that such prompt explosions do not occur (Hüdepohl et al, 2010). Thus, in the innermost ejecta of core-collapse supernovae, the matter is only moderately neutron-rich or even proton-rich, which appear to be unlikely sites of r-process nuclei but for iron-group and light trans-iron nuclei. In the following sections, nucleosynthesis in the neutrino-heated ejecta is outlined based on the latest results of multi-dimensional hydrodynamical simulations. Then, basic physics of neutrino-driven winds and resulting nucleosynthesis are discussed based on a well-established semi-analytic model. Finally, the main points of this chapter are summarized.

2 Nucleosynthesis in neutrino-heated ejecta

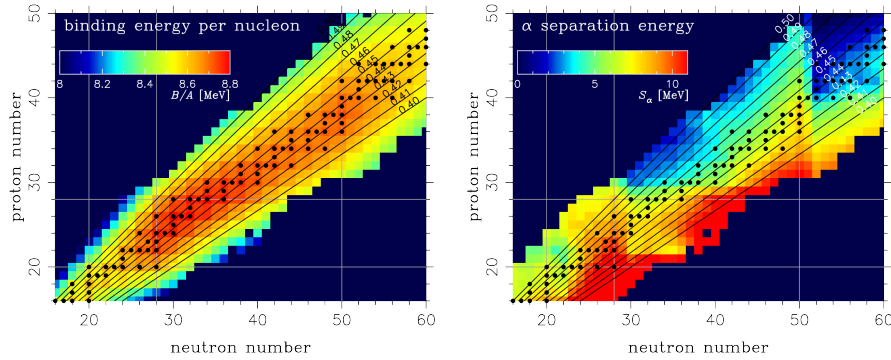


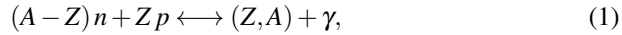
Fig. 2 Binding energies per nucleon (left) and α separation energies (right) on the chart of nuclides in units of MeV for isotopes with experimentally evaluated masses (Huang et al, 2017; Wang et al, 2021). The circles denote stable isotopes. The black lines indicate the proton-to-neutron ratios (Y_e) for isotopes. The horizontal and vertical white lines are the magic numbers (20, 28, and 50) for protons and neutrons, respectively. (Wanajo et al 2018; reproduced with permission of the AAS.)

The explosion mechanism of core-collapse supernovae has not been fully understood (see, e.g., Janka et al 2012). This makes the physical conditions relevant to nucleosynthesis in neutrino-heated ejecta somewhat uncertain, which are directly linked to the explosion mechanism itself. However, the mechanism for the low-

mass end of progenitors ($\sim 8\text{--}10M_{\odot}$) is relatively well understood according to recent hydrodynamical studies (Hüdepohl et al, 2010; Melson et al, 2015; Wanajo et al, 2011b, 2018). For this reason, the model of a $9.6M_{\odot}$ star (labelled as z9.6 in Wanajo et al 2018) is occasionally taken to be representative of core-collapse events with the aim of understanding basic pictures of nucleosynthesis in neutrino-heated ejecta. Dependences of nucleosynthetic outcomes on progenitor masses are then discussed in some detail.

2.1 Nuclear statistical equilibrium (NSE)

At the onset of core-collapse, the central core of a massive star, occasionally called an “iron core”, consists mainly of ^{56}Ni . This is due to the fact that, at the temperature ~ 5 GK of the core (where GK = 10^9 K), photodisintegration of nuclei releases an appreciable amount of free nucleons (neutrons and protons, labelled as n and p). In such conditions, all nuclei are in nuclear statistical equilibrium (NSE), which are connected to each other through relevant reactions such as neutron capture, proton capture, α capture, and their inverse. That is, a given species with atomic number Z and A , labelled as (Z, A) , is also in thermal equilibrium with free nucleons,



where γ indicates photons. Solving the equation of chemical equilibrium (i.e., the Saha equation) for Eq. (1) results in

$$Y(Z, A) = \left(\frac{\rho}{m_{\text{u}}}\right)^{A-1} \frac{G(Z, A, T)A^{3/2}}{2^A} (5.943 \times 10^{33} T_{\text{GK}}^{3/2})^{1-A} \exp\left(\frac{B(Z, A)}{kT}\right) Y_{\text{n}}^{A-Z} Y_{\text{p}}^Z, \quad (2)$$

where Y_{n} , Y_{p} , and $Y(Z, A)$ are, respectively, the numbers per nucleon (frequently called “abundances”) of neutrons, protons, and nuclei (Z, A) , ρ is matter density, T is temperature, T_{GK} is temperature in units of GK, m_{u} is atomic mass unit, k is Boltzmann constant, and $G(Z, A, T)$ is partition function. $B(Z, A)$ is the binding energy of the species (Z, A) defined as

$$B(Z, A)/c^2 = (A - Z)m_{\text{n}} + Zm_{\text{p}} - M(Z, A), \quad (3)$$

where c is the speed of light and m_{n} , m_{p} , and $M(Z, A)$ are, respectively, the masses of a neutron, a proton, and a nucleus (Z, A) . Along with the equations of mass conservation

$$\sum_{Z, A} X(Z, A) = AY(Z, A) = 1 \quad (4)$$

and charge conservation

$$\sum_{Z, A} ZY(Z, A) = Y_{\text{e}}, \quad (5)$$

$Y(Z, A)$ can be computed for arbitrary ρ and T . Here, $X(Z, A)$ is mass fraction and Y_e is the electron fraction. Y_e is equivalent to the number of protons (including those in nuclei) per nucleon for neutral material. Note that the core is made of nuclei with nearly equal numbers of neutrons and protons, i.e., $Y_e \approx 0.5$. Because of the presence of $B(Z, A)$ in the exponent of Eq. (2), ^{56}Ni becomes the most abundant species in the core, because it has the largest binding energy (or smallest mass; see Eq. (12)) among those nuclei.

Once the core starts to collapse, the temperature rapidly increases owing to the core's nearly adiabatic contraction. As a result, photodisintegration of nuclei becomes progressively more efficient, leading to the dominance of free nucleons over nuclei (Eq. (1)). The core matter is in NSE throughout the collapsing phase because the timescale to achieve NSE (within $\sim 1\mu\text{s}$, Meyer et al 1998) is shorter than the dynamical timescale (which is of the order of ms). Thus, this can be understood as a result of the reduction of the exponent in Eq. (2) due to increasing temperature. When the temperature exceeds ~ 10 GK, the core matter becomes entirely composed of free nucleons. During the collapse, the increasing degeneracy of electrons due to high density also induces electron capture on free protons as well as on nuclei. When the collapse stops, the core is composed of highly neutron rich material, $Y_e < 0.1$, which is known as a proto-neutron star.

As the released gravitational energy is almost entirely converted to energy in the form of neutrinos, a copious amount of neutrinos begins to freely stream from the neutrinosphere beneath the proto-neutron star surface. This leads to outflows of material near the proto-neutron surface owing to neutrino heating. The heating is predominantly due to neutrino capture on free nucleons,



and



where ν_e , $\bar{\nu}_e$, e^- , and e^+ are, respectively, electron neutrino, electron anti-neutrino, electron, and positron. Therefore, Y_e , which is equivalent to the number of protons per nucleon in free-nucleon dominated material, inevitably changes in the ejecta. Since these reactions occur almost equally, the number of protons and neutrons becomes similar. Thus, Y_e increases from an initially small value (< 0.1) to ~ 0.5 . Recent studies indicate the resulting range of $Y_e \sim 0.4\text{--}0.6$, which depends on the progenitor masses (Wanajo et al, 2018).

The temperature decreases from the initial values of a few 10 GK as the outflowing matter expands. The matter is still in NSE with the abundance distribution determined by Eq. (2) until the temperature decreases to ~ 6 GK. Thus, free nucleons reassemble to iron-group nuclei along with decreasing temperature.

During the NSE phase ($T_{\text{GK}} > 6$), the two groups of light particles (n , p , and α) and heavy nuclei ($Z > 2$) are causally connected by relevant reactions, that is, all nuclei belong to a single NSE cluster. Two sub-clusters consisting of light particles and heavy nuclei, respectively, are in thermal equilibrium through three-body reactions and their inverse,

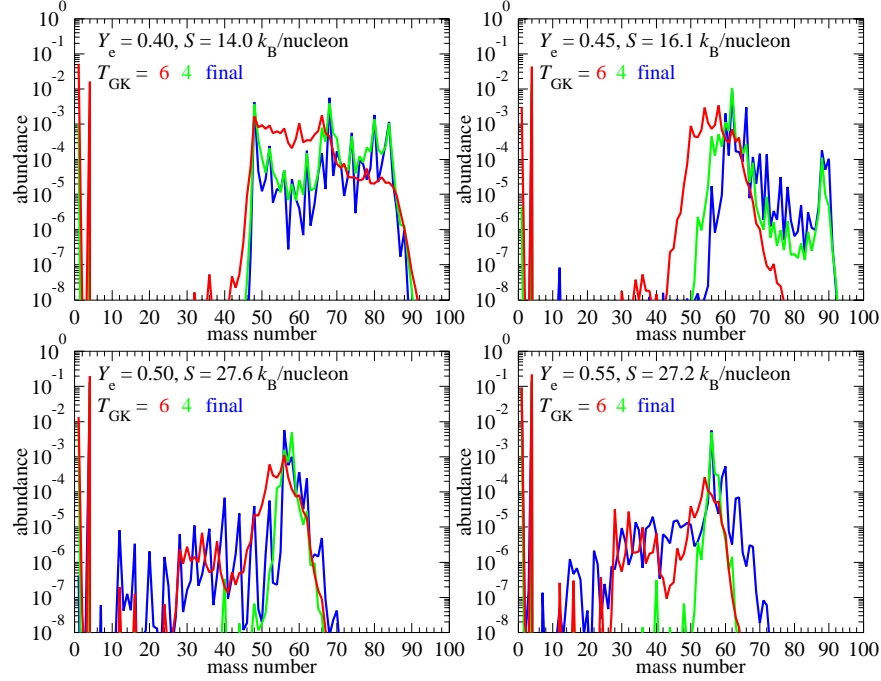


Fig. 3 Abundances with decreasing temperature at $T_{\text{GK}} = 6$ and 4 as well as those at the end of calculations (“final” in panels) for a $9.6M_{\odot}$ model (z9.6 in Wanajo et al 2018). Selected trajectories are those with initial $Y_e = 0.40$ (left top), 0.45 (right top), 0.50 (left bottom), and 0.55 (right bottom). The entropy per nucleon, S , in units of Boltzmann constant k_{B} is also shown in the legend of each panel. (Wanajo et al 2018; reproduced with permission of the AAS.)



and



the latter followed by



The forward reactions in Eqs. (8) and (9) act as channels from light to heavy nuclei for $Y_e > 0.49$ (only slightly neutron-rich or proton-rich) and $Y_e < 0.49$ (neutron-rich), respectively. As the matter expands, these three-body reactions progressively slow down (owing to their rates being proportional to ρ^2) and finally become inefficient when temperature decreases to $T_{\text{GK}} \sim 6$ (Meyer et al, 1998; Wanajo et al, 2013a). This is the end of the NSE phase.

Fig. 3 shows the abundance patterns for the selected thermodynamic trajectories (with different initial Y_e) of a $9.6M_{\odot}$ model (z9.6 in Wanajo et al 2018) as representative. The dependencies of nucleosynthetic outcomes on progenitor masses will be

discussed in the subsequent subsection. At $T_{\text{GK}} = 6$ (approximately the end of the NSE phase), the most abundant isotope (except for n , p , and α) is the one having the greatest binding energy near a given initial Y_e on the chart of nuclides (Fig. 2, left): e.g., ^{48}Ca and ^{56}Ni for $Y_e = 0.40$ and 0.50 , respectively. Note that the isotopes on the neutron magic number $N = 20, 28$, and 50 as well as on the proton magic number $Z = 20$ and 28 (Fig. 2, left), called magic number nuclei, have large binding energies. Both ^{48}Ca and ^{56}Ni are double magic number nuclei with $(Z, N) = (20, 28)$ and $(Z, N) = (28, 28)$, respectively.

2.2 Nuclear statistical quasi-equilibrium (QSE)

After the end of the NSE phase ($T_{\text{GK}} \sim 6$), each group consisting of light or heavy nuclei is still in thermal equilibrium, a state known as nuclear statistical *quasi*-equilibrium (QSE), because of two-body reactions (the rates being proportional to ρ) faster than three-body reactions. That is, the single NSE cluster splits into two separate QSE clusters. Light particle capture on heavy nuclei and its inverse are still active at this stage, while the gateway between two QSE clusters, Eqs. (8) and (9) is closed, i.e.,

$$Y_{\text{light}} = \sum_{Z \leq 2} Y(Z, A) \neq \text{const.} \quad \text{and} \quad Y_{\text{heavy}} = \sum_{Z > 2} Y(Z, A) = \text{const.} \quad (11)$$

Under these conditions, the subsequent evolution of heavy abundance distributions are governed by the amounts of light particles, in particular of α particles (Meyer et al, 1998).

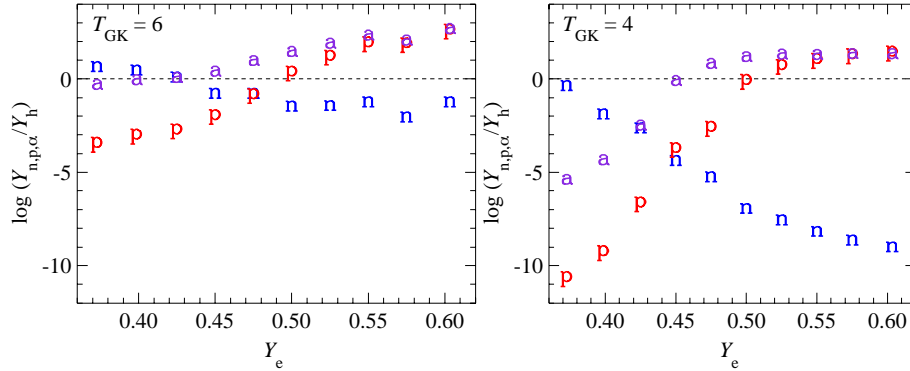


Fig. 4 Abundances of neutrons (“n”), protons (“p”), and α particles (“a”) with respect to those of heavy nuclei ($Z > 2$) at $T_{\text{GK}} = 6$ (left) and 4 (right) for selected trajectories of a $9.6 M_{\odot}$ model (z9.6 in Wanajo et al 2018). The dashed line in each panel indicates a ratio of unity. (Wanajo et al 2018; reproduced with permission of the AAS.)

Fig. 4 (left) shows the abundances of n , p , and α with respect to those of heavy nuclei ($Z > 2$) at the end of NSE ($T_{\text{GK}} = 6$) for selected trajectories of model z9.6. At this time, α particles are less and more abundant with respect to heavy nuclei for $Y_e < 0.43$ and $Y_e > 0.43$, respectively, referred to as α -deficient QSE and α -rich QSE hereafter (Meyer et al, 1998; Wanajo et al, 2013a). During the QSE phase ($T_{\text{GK}} \sim 6-4$), the abundance distribution reshapes so that the isotopes with greater α -separation energies (Fig. 2, right) become more abundant. Here, the α -separation energy, $S_\alpha(Z, A)$, of the isotope (Z, A) is defined as

$$S_\alpha(Z, A)/c^2 = M(Z-2, A-4) + m_\alpha - M(Z, A), \quad (12)$$

where m_α is the mass of an α particle.

For α -deficient QSE, e.g., $Y_e = 0.40$ in the left top of Fig. 3, the number of α particles is too small to substantially bring nuclear abundances beyond $A = 68$, resulting in the most abundant isotopes of ^{48}Ca and ^{68}Ni along with prominent production of some light trans-iron species such as $^{82,84}\text{Se}$ at the end of the QSE phase ($T_{\text{GK}} = 4$). For α -rich QSE in slightly neutron-rich conditions, e.g., $Y_e = 0.45$ in the right top of Fig. 3, the number of α particles is sufficiently large such that appreciable nuclear abundances of $A \sim 50-60$ are brought to $A \sim 90$ on the magic number $N = 50$ such as ^{88}Sr , ^{89}Y , and ^{90}Zr , while those of $A \sim 60-90$ are deficient. In this way, light trans-iron nuclei up to $A \sim 90$ are produced in neutron-rich conditions during the QSE phase. It is important to note that a proton-rich isotope ^{92}Mo (whose origin is currently unknown) on $N = 50$ is also produced in α -rich QSE with $Y_e \sim 0.47$ (Wanajo et al, 2018).

For α -rich QSE in symmetric and proton-rich conditions, e.g., $Y_e = 0.50$ and $Y_e = 0.55$ in the left bottom and right bottom of Fig. 3, respectively, the most abundant abundances at the end of the QSE phase are ^{56}Ni with $N = Z = 28$. There are few heavier isotopes to be made with sufficiently large α -separation energies at $Y_e \geq 0.50$ as can be seen in the right panel of Fig. 2.

2.3 (No) r -process, α -process, and vp -process

The QSE phase ends as the temperature decreases to $T_{\text{GK}} \sim 4$ at which the photo-disintegration of nuclei releasing α particles becomes inefficient. At this time, free neutrons are substantially under-abundant with respect to heavy nuclei for the entire range of Y_e as can be seen in the right panel of Fig. 4. That is, the neutrino-heated ejecta do not provide the physical conditions required for the r -process. Similarly, α particles are under-abundant with respect to heavy nuclei for $Y_e < 0.45$, leading to only slight modifications in abundance distributions by subsequent α capture (see small differences between green and blue curves in the top panels of Fig. 3).

For $Y_e > 0.45$, α particles are more abundant than heavy nuclei at the end of QSE phase (Fig. 4, right), called “ α -rich freeze-out”. In such conditions, the triple- α (forward reaction in Eq. (8)) produces ^{12}C and heavier α elements, which is

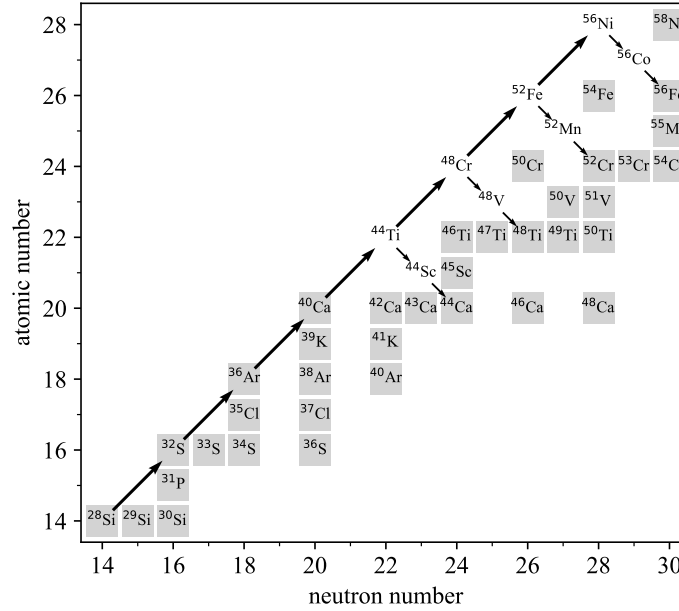
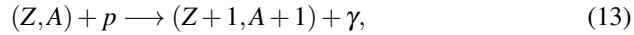


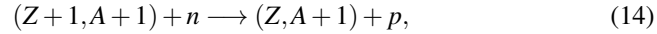
Fig. 5 Main paths of an α -process shown by thick arrows. Thin arrows denote the subsequent decays (predominantly by electron capture) toward β -stability. Gray squares indicate stable isotopes.

referred to as “ α -process” (Woosley and Hoffman, 1992). Fig. 5 illustrates the path of an α -process approaching ^{56}Ni . As can be seen in the left-bottom panel of Fig. 3, an α -process appreciably enhances the amounts of α -elements (with A multiple of 4), including a long-lived isotope ^{44}Ti (half-life of 60 yr; progenitor of stable ^{44}Ca). Nuclei heavier than ^{56}Ni , such as ^{64}Ge (progenitor of stable ^{64}Zn), are not substantially enhanced owing to their increasing height of Coulomb barrier.

For $Y_e > 0.5$, free protons are also more abundant than heavy nuclei at the end of QSE phase (Fig. 4, right). Because of the lower Coulomb barrier compared to that for α particles, proton capture,



starting from ^{56}Ni plays a role for producing some species beyond iron. Here, β^+ -decay (e.g., of ^{64}Ge with half-life of 1 min) after each proton capture can be replaced by the much faster neutron capture,



by consuming free neutrons released from neutrino capture on free protons (Eq. (7)). A chain of these successive proton and neutron captures in the ejecta subject to intense neutrino irradiation is called a “ νp -process” (Fröhlich et al, 2006; Pruet et al,

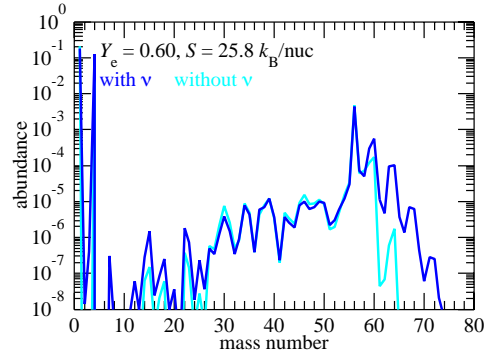


Fig. 6 Final abundances with (blue) and without (cyan) neutrino capture on free nucleons for a $9.6M_{\odot}$ model (z9.6 in Wanajo et al 2018) with the trajectory of $Y_e = 0.60$. (Wanajo et al 2018; reproduced with permission of the AAS.)

2006; Wanajo, 2006b). Fig. 6 indicates that a νp -process (with neutrino capture on free nucleons) appreciably enhances the abundances of $A \sim 60\text{--}70$. The νp -process appears to play only a subdominant role in the neutrino-heated ejecta (Fig. 3, left bottom) except for, e.g., producing ^{64}Zn (made as ^{64}Ge ; whose origin is currently unknown). However, this process can be the dominant sources of some proton-rich isotopes up to $A \sim 110$ (Wanajo et al, 2011a) as detailed in the next section.

2.4 Dependence on progenitor masses

The basic picture of the nucleosynthetic history in neutrino-heated ejecta, starting from NSE to QSE and resulting in non-equilibrium light-particle capture processes along with decreasing temperature, is similar between explosions with different progenitor masses. However, the distributions of synthesized nuclear abundances are highly dependent on the progenitor masses. In this subsection, the various nucleosynthetic outcomes from the two-dimensional models with different progenitor masses are outlined, focusing on those near the low-mass end ($8.8M_{\odot}$; model e8.8 and $9.6M_{\odot}$; z9.6 in Wanajo et al 2018) and heavier ($15M_{\odot}$; s15 and $27M_{\odot}$; s27 in Wanajo et al 2018). The former and the latter can be regarded as representative of, respectively, low-mass and typical-mass ($15M_{\odot}$) or massive ($27M_{\odot}$) progenitors. Here, the progenitors are assumed to be non-rotating, non-magnetized, and non-binary stars (although these effects can be crucial in some cases).

Fig. 7 depicts a snapshot taken from a core-collapse simulation of an $8.8M_{\odot}$ star at 365 ms after core bounce, in which entropy (S ; green to yellow for low to high values) and Y_e (blue and red for neutron-rich and proton-rich regions, respectively) are shown in the left and right panels, respectively. The core of this progenitor star in the asymptotic-giant branch consists predominantly of O, Ne, and Mg (not ^{56}Ni

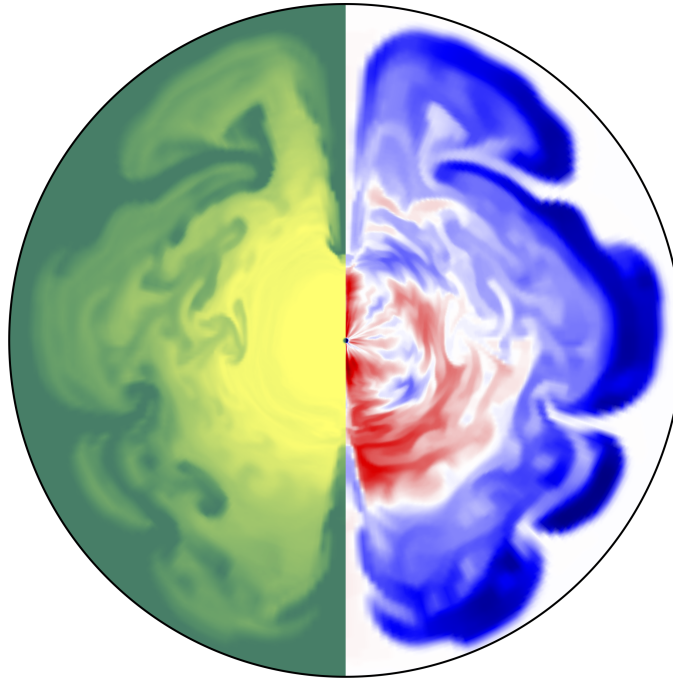


Fig. 7 Snapshot of an $8.8M_{\odot}$ model (electron-capture supernova; model e8.8 in Wanajo et al 2018) at 365 ms after core bounce in the central region (radius of 7200 km) of the exploding star. The left-half of the circle shows the entropy distribution with greenish and yellowish colors for lower and higher values, respectively. The right-half of the circle shows the distribution of electron fraction, Y_e , with bluish and reddish colors for neutron-rich ($Y_e < 0.5$) and proton-rich ($Y_e > 0.5$) regions, respectively. White indicates the regions with $Y_e \approx 0.5$. (Wanajo et al 2018; reproduced with permission of the AAS.)

as in the case of more massive progenitors). The collapse is due to electron capture on some intermediate-mass nuclei at the center. The contraction of material owing to the loss of electron-degeneracy pressure at the center leads to a temperature increase sufficient for oxygen burning, which immediately propagates toward the core surface. At this time, the core chiefly consists of ^{56}Ni ; the subsequent fate is similar to that of the core-collapse supernovae from an iron core, which is known as an electron-capture supernova (Nomoto, 1987).

Earlier ejecta (at larger distance from the center) exhibit relatively lower S and Y_e , which indicate modest neutrino heating by neutrino capture on free nucleons in Eqs. (6) and (7). This is due to the rapid outgoing material that is marginally decelerated by the diluted outer-core envelope (consisting of He and H) of an asymptotic-giant-branch star. By contrast, later ejecta which are subject to more neutrino heating have higher S and Y_e . For these reasons, the values of Y_e span a wide range of ~ 0.4 – 0.55 as can be seen in the left-top panel of Fig. 8. A clear correlation between

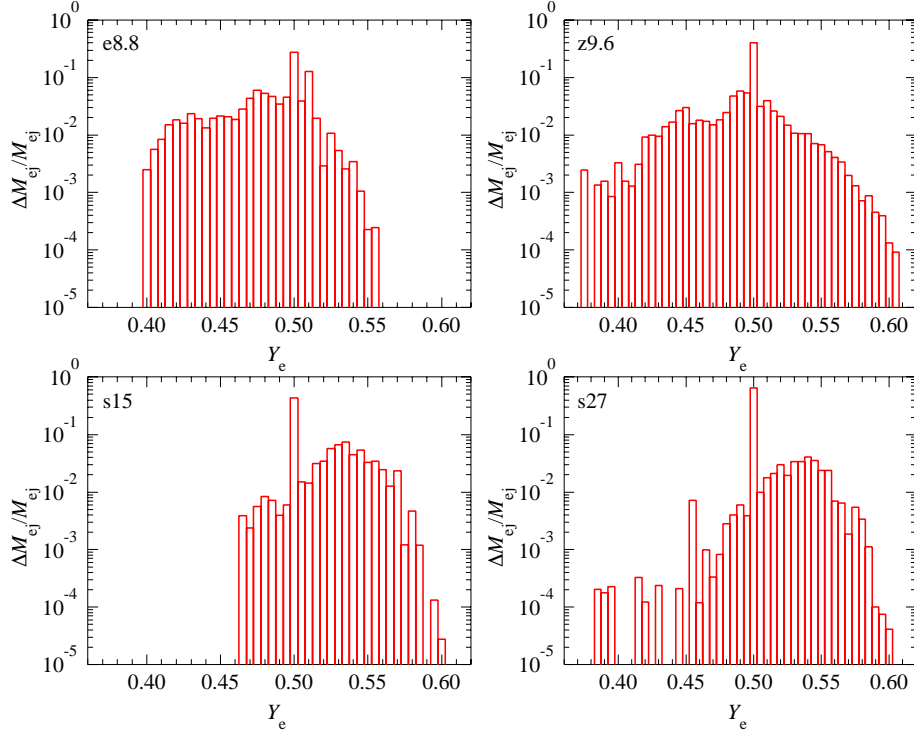


Fig. 8 Y_e histograms for ejecta from progenitors of $8.8M_\odot$ (left top; model e8.8 in Wanajo et al 2018), $9.6M_\odot$ (right top; z9.6), $15M_\odot$ (left bottom; s15), and $27M_\odot$ (right bottom; s27). Each panel shows the masses (ΔM_{ej}) with respect to the total ejecta mass (M_{ej}) in Y_e bins with a width of $\Delta Y_e = 0.005$. The spike at $Y_e \approx 0.50$ indicates the material relatively distant from the core, which is not neutrino-processed and keeps the initial values of Y_e . (Wanajo et al 2018; reproduced with permission of the AAS.)

the values of Y_e and S is also found in the left-top panel of Fig. 9, a consequence of the fact that neutrino heating predominantly due to the reactions in Eqs. (6) and (7) raises both these quantities.

The model of $9.6M_\odot$ (nearly at the low-mass end for iron-core progenitors) exhibits similar behavior to that of $8.8M_\odot$ because of thin O and C shells between the core and the low-density He and H envelope. Namely, the rapidly expanding ejecta lead to the presence of a substantial amount of neutron-rich ($Y_e \sim 0.4$) and low S ($\sim 13\text{--}15 k_B/\text{nucleon}$) material. However, for more massive progenitors, i.e., $15M_\odot$ and $27M_\odot$ stars, the dense outer material above the core inhibits rapid ejecta expansion. This induces long-term convective activity in the ejecta between the core and the outer dense material, resulting in appreciable neutrino heating and thus higher S and Y_e . Fig. 8 indicates the resultant deficiency of low $Y_e (< 0.45)$ material as well as the peak of the distribution located in the proton-rich side ($Y_e = 0.53\text{--}0.54$, except

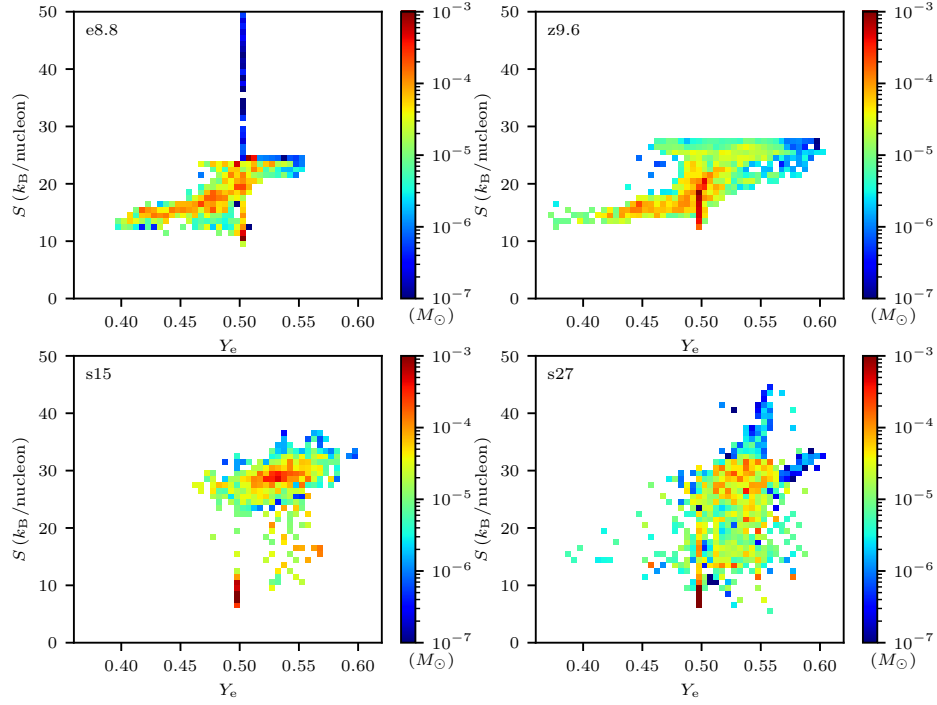


Fig. 9 Distributions of ejecta masses on Y_e - S plane for progenitors of $8.8M_\odot$ (left top; model e8.8 in Wanajo et al 2018), $9.6M_\odot$ (right top; z9.6), $15M_\odot$ (left bottom; s15), and $27M_\odot$ (right bottom; s27). (Wanajo et al 2018; reproduced with permission of the AAS.)

for the spike at $Y_e \approx 0.5$; see caption). Fig. 9 also shows the dominance of higher S ($\sim 30k_B/\text{nucleon}$) material in the ejecta for these massive models.

2.5 Contribution to galactic as well as solar-system abundances

Nucleosynthetic abundances with respect to their solar values (Lodders et al, 2009), called “production factors”, are shown as functions of atomic number in Fig. 10 for all models. Elements that reside on the yellow “normalization band”, defined as the range between the maximum value and one tenth of that, can be regarded as candidates that contribute to the solar abundances. Note that the core-collapse simulation of each model here considers only the inner-most region of a progenitor star, that is, the central core and a fraction of the outer layer (He and Si shells for the stars of $8.8M_\odot$ and the others, respectively). The contributions (for, e.g., α and iron-group elements) from the outer layers are expected to be subdominant for the low-mass models (of $8.8M_\odot$ and $9.6M_\odot$) but not for the typical-mass or massive

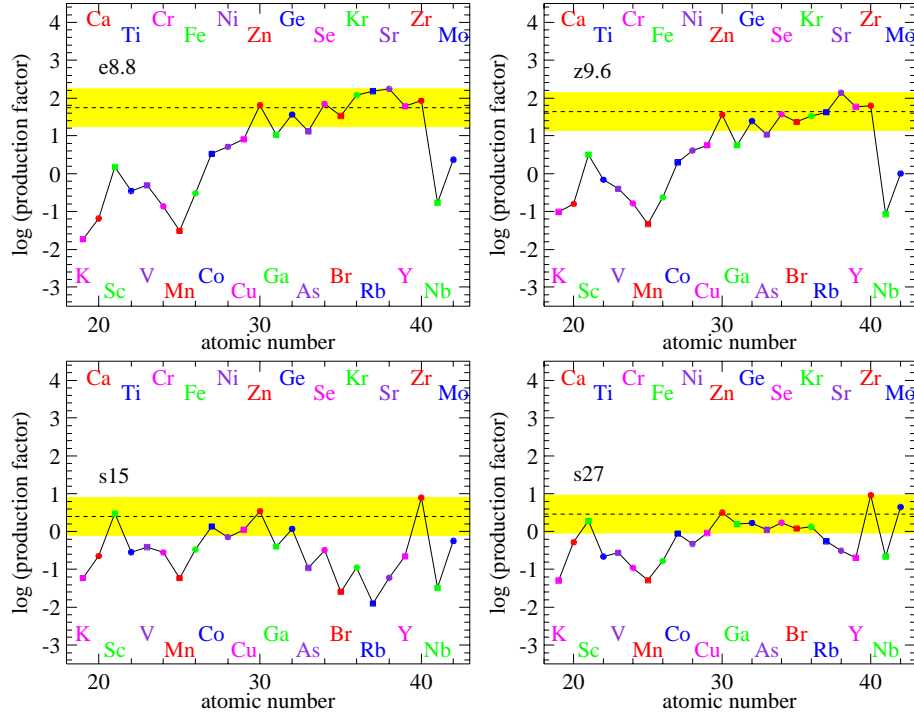


Fig. 10 Elemental abundances in the total ejecta with respect to their solar values (Lodders et al, 2009) for progenitors of $8.8 M_{\odot}$ (left top; model e8.8 in Wanajo et al 2018), $9.6 M_{\odot}$ (right top; z9.6), $15 M_{\odot}$ (left bottom; s15), and $27 M_{\odot}$ (right bottom; s27). In each panel the normalization band defined as the range between the maximum value and one tenth of that is indicated in yellow with the median value (dashed line). (Wanajo et al 2018; reproduced with permission of the AAS.)

models (of $15 M_{\odot}$ and $27 M_{\odot}$). Moreover, for the latter, the convective motion was still active at the end of the simulation and thus the mass ejection from the innermost region had not been finalized. Thus, the amounts of synthesized elements for the massive models should be taken as lower limits.

According to the studies of galactic chemical evolution (e.g., Prantzos et al 2018), the requisite production factors are ~ 10 so as “typical” core-collapse supernovae to be the dominant contributors of elements. That is, the overall large production factors (~ 100) of $Z = 30-40$ (from Zn to Zr) for the models of $8.8 M_{\odot}$ and $9.6 M_{\odot}$ indicate that these elements can originate from such low-mass core-collapse supernovae if their progenitors account for $\sim 10\%$ of all core-collapse supernovae. This corresponds to the progenitor mass window of $\sim 1 M_{\odot}$, which is currently uncertain (some studies indicate the mass window of only $\sim 0.2 M_{\odot}$ for electron capture supernovae, Poelarends et al 2008; Doherty et al 2015). For more massive cases ($15 M_{\odot}$ and $27 M_{\odot}$), the overall production factors are below ~ 10 (bottom panels

of Fig. 10). However, recalling that simulations of these models ended during mass ejection, it seems possible that some elements such as Sc, Zn, Zr, and Mo can, in part, originate from massive core-collapse supernovae.

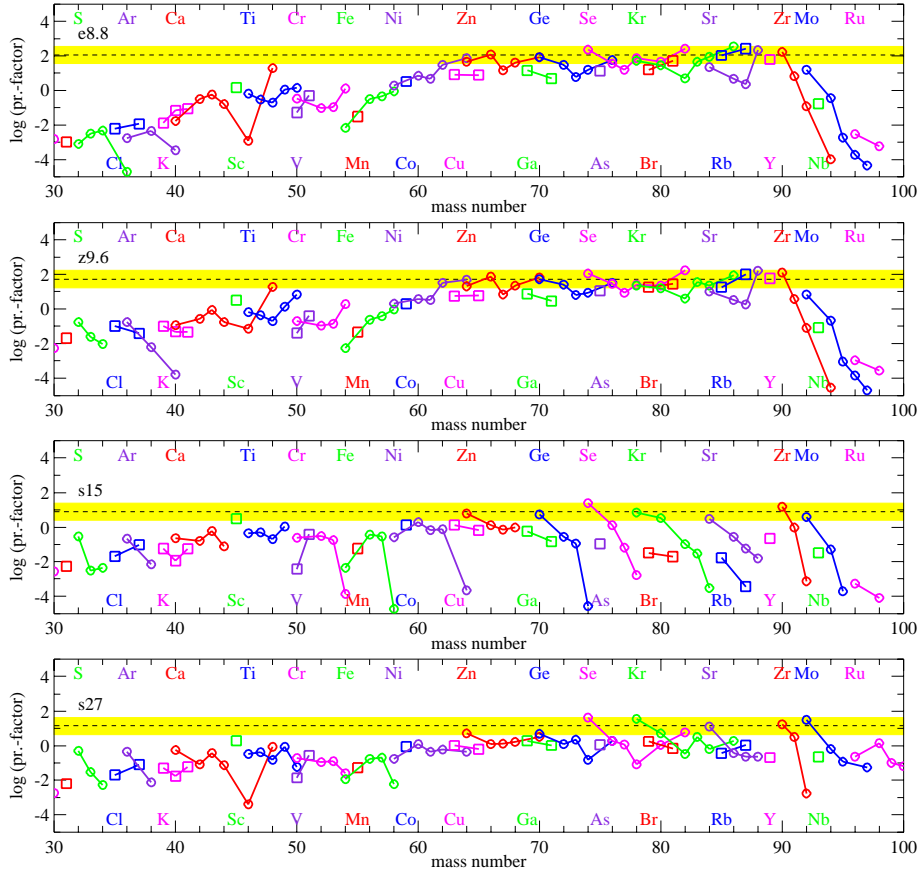


Fig. 11 Isotopic abundances in the total ejecta with respect to their solar values (Lodders et al, 2009) for progenitors of $8.8M_{\odot}$ (left top; model e8.8 in Wanajo et al 2018), $9.6M_{\odot}$ (right top; z9.6), $15M_{\odot}$ (left bottom; s15), and $27M_{\odot}$ (right bottom; s27). In each panel the normalization band defined as the range between the maximum value and one tenth of that is indicated in yellow with the median value (dashed line). (Wanajo et al 2018; reproduced with permission of the AAS.)

Plots of the production factors of isotopes are convenient for more quantitative analysis, which are shown in Fig. 11 as functions of mass number for all models. For low-mass models ($8.8M_{\odot}$ and $9.6M_{\odot}$), the production factors of the majority of isotopes with $A = 64-90$ exhibit a flat trend (1st and 2nd panels of Fig. 11), residing on the normalization band. This indicates that low-mass core-collapse supernovae

are promising sources of elements with $Z = 30\text{--}40$ (from Zn to Zr) including their isotopes. It is important to note that these light trans-iron isotopes, frequently categorized as light s-process or r-process nuclei, are produced in neutron-rich ejecta ($Y_e < 0.5$) of these models during the QSE phase and by a subsequent α -process (top panels of Fig. 3), not by neutron-capture processes.

For this reason, such a flat trend of production factors cannot be seen in more massive models ($15M_\odot$ and $27M_\odot$). Instead, appreciable production factors of $\sim 10\text{--}40$ are found for the proton-rich isotopes of elements with $Z = 30\text{--}42$ (from Zn to Mo), which are mainly produced in the ejecta with $Y_e > 0.45\text{--}0.5$ (i.e., sufficiently proton-rich compared to the mean of β -stability; the left panel of Fig. 2) during the QSE phase and in part by a subsequent νp -process. Some of these isotopes (^{74}Se , ^{78}Kr , ^{84}Sr , and ^{92}Mo) are so-called ‘‘p-nuclei’’, among which in particular the origin of ^{92}Mo is currently unknown. These plots (3rd and 4th of Fig. 11) imply that typical-mass or massive core-collapse supernovae can be predominant sources of these light p-nuclei including ^{92}Mo . Here, ^{92}Mo is produced during the QSE phase and by subsequent proton capture on the magic number $N = 50$ in slightly neutron-rich environment ($Y_e \sim 0.47$, Hoffman et al 1996; Wanajo et al 2018).

It is noteworthy that ^{64}Zn , the main isotope of Zn, is appreciably produced in all models presented here, for which the astrophysical origin is currently unknown. For the low-mass models, ^{64}Zn is exclusively synthesized in neutron-rich ejecta with $Y_e \sim 0.47$ ($\approx 30/64$) predominantly during the QSE phase. On the other hand, for more massive models, its production of $\sim 40\text{--}50\%$ is due to a νp -process (see a substantial enhancement at $A = 64$ with neutrinos in Fig. 6).

For low-mass models ($8.8M_\odot$ and $9.6M_\odot$), non-negligible production of a neutron-rich isotope ^{48}Ca is found, whose origin remains a mystery. ^{48}Ca , a double magic isotope with $(Z, N) = (20, 28)$, is produced in the neutron-rich ejecta with $Y_e \sim 0.4$ ($\approx 20/48$) during the NSE and QSE phases (Fig. 3; left top). This implies that low-mass core-collapse supernovae can be, in part, possible sources of ^{48}Ca (Wanajo et al, 2013a), in addition to a hypothetical, rare class of thermonuclear supernovae from CO (Meyer et al, 1996; Woosley, 1997) or ONe (Jones et al, 2019b,a) cores.

Neutrino-heated ejecta can also be sources of some radioactive isotopes such as ^{56}Ni , ^{60}Fe , and ^{44}Ti . In particular, the mass of produced ^{56}Ni serves as an important quantity for testifying theoretical models, which can be directly estimated by the observations of supernova light curves ($\sim 0.04M_\odot$ on average for Type II supernovae, Anderson 2019). ^{56}Ni is synthesized through all stages of NSE, QSE, and an α -process in only slightly neutron-rich or proton-rich conditions ($Y_e > 0.49$). For the low-mass model ($8.8M_\odot$ or $9.6M_\odot$), the mass of ^{56}Ni in the ejecta is $\sim 0.003M_\odot$ owing to its small mass of innermost ejecta ($\sim 10^{-2}M_\odot$) as well as the dominance of neutron-rich material ($Y_e < 0.49$; top panels of Fig. 8), which is about one-tenth of a mean observational value. The small ^{56}Ni mass is in fact consistent with the value estimated for some observed low-luminosity supernovae (Hendry et al, 2005; Pastorello et al, 2007), indicating such events originate from low-mass progenitors. For a more massive model ($15M_\odot$ or $27M_\odot$), the ^{56}Ni mass is $\sim 0.006M_\odot$, which is noticeably smaller than the observational mean value, because the simulation was stopped while mass ejection was still continuing, as well as due to the omission of

a part of the outer silicon layer. The recent hydrodynamical study of an exploding $19 M_{\odot}$ star (Bollig et al, 2021) shows that the production of ^{56}Ni continues over seconds in the presence of long-lasting accretion flows, resulting in the total amount of $\sim 0.05 M_{\odot}$ that is in agreement with the observational value.

^{44}Ti (half-life of 60 yr) is produced in the material with $Y_e \sim 0.5$ mainly by an α -process after the α -rich freeze-out from QSE. In the models presented here, the mass of ^{44}Ti in the ejecta is \sim a few $10^{-6} M_{\odot}$, being substantially smaller than the inferred amounts of $\sim 1.0\text{--}1.7 \times 10^{-4} M_{\odot}$ for the supernova remnant Cassiopeia A (Grefenstette et al, 2014; Siegert et al, 2015). Similar to the case of ^{56}Ni , the hydrodynamical simulation of a collapsing star including outer layers lasting over a long period of time is required for a quantitative prediction of ^{44}Ti production. A recent study of nucleosynthesis based on the long-term core-collapse simulation of a $15 M_{\odot}$ progenitor shows the production of ^{44}Ti with a similar amount to the observational value (Wongwathanarat et al, 2017).

For the low-mass model ($8.8 M_{\odot}$ or $9.6 M_{\odot}$), ^{60}Fe (half-life of 2.62 Myr) is produced under neutron-rich conditions ($Y_e \approx 0.42\text{--}0.43 \sim 26/60$) in NSE and subsequent α -deficient QSE (Wanajo et al, 2013b). Such low- Y_e material is absent for more massive models ($15 M_{\odot}$ and $27 M_{\odot}$), resulting in little production of ^{60}Fe in their neutrino-heated ejecta. The mass of synthesized ^{60}Fe in the low-mass model is $\sim 3\text{--}4 \times 10^{-5} M_{\odot}$, which is comparable to the estimated amount produced in the outer envelope (that is not included in the analysis presented here) by successive neutron captures on Fe isotopes (Sukhbold et al, 2016). This implies that a part of live ^{60}Fe in the Milky Way (Smith, 2004; Harris et al, 2005) has been made in the neutrino-heated ejecta from low-mass core-collapse supernovae (Wanajo et al, 2013b).

3 Nucleosynthesis in neutrino-driven winds

About one or a few seconds after core bounce, the dense material has been evacuated from the surface region of a proto-neutron star in the form of subsonic neutrino-heated ejecta, leaving behind a low density region. Subsequent ejecta from the surface of the proto-neutron star become transonic outflows, known as neutrino-driven winds, lasting over 10 seconds. Under such conditions, the properties of neutrino-driven outflows can be well described as the spherically symmetric, stationary transonic solutions of a suite of relevant equations described below (Duncan et al, 1986; Qian and Woosley, 1996; Cardall and Fuller, 1997; Otsuki et al, 2000; Wanajo et al, 2001; Thompson et al, 2001). In fact, long-term one-dimensional core-collapse simulations over ~ 10 seconds (Hüdepohl et al, 2010; Fischer et al, 2012; Roberts, 2012) indicate overall similar physical properties of neutrino-driven winds to those obtained by such stationary wind models. Because of demanding computational costs, there have been few multi-dimensional simulations of neutrino-driven winds, although the effects of anisotropy are expected to be subdominant unless rotational velocity or magnetic field of a proto-neutron star is fairly large. It is important to

note that, in the presence of long-lasting (for a duration of several seconds) accretion flows toward a proto-neutron star, neutrino-driven winds can be absent or emerge only when neutrino emission becomes weak as indicated by recent three-dimensional work (Müller et al, 2017; Bollig et al, 2021). Thus, neutrino-driven winds may appear only in the case of a relatively low-mass progenitor that contains a small amount of dense outer material (Stockinger et al, 2020).

3.1 Stationary wind solutions

The spherically symmetric, general-relativistic models of neutrino-driven winds described here are those developed in Otsuki et al (2000); Wanajo et al (2001). Since the ejected mass is assumed to be negligible compared to the mass of the proto-neutron mass M , the gravitational field in which neutrino-heated material moves can be treated as a fixed background Schwarzschild metric. The equations of mass, momentum, and energy conservation are written as

$$\dot{M} = 4\pi r^2 \rho u, \quad (15)$$

$$u \frac{du}{dr} = -\frac{1 + (u/c)^2 - 2GM/c^2 r}{\rho(1 + \varepsilon/c^2) + P/c^2} \frac{dP}{dr} - \frac{GM}{r^2}, \quad (16)$$

$$\dot{q} = u \left(\frac{d\varepsilon}{dr} - \frac{P}{\rho^2} \frac{d\rho}{dr} \right), \quad (17)$$

where \dot{M} is the mass ejection rate, \dot{q} is the net heating rate, ρ is the mass density, P is the pressure, ε is the specific internal energy, r is the distance from the center of the neutron star, and G is the gravitational constant. Note that the effects of general relativity are crucial for describing the properties of neutrino-driven winds (Cardall and Fuller, 1997; Otsuki et al, 2000). The velocity u here is related to the proper velocity v of the matter measured by a local, stationary observer by

$$v = \left[1 + \left(\frac{u}{c} \right)^2 - \frac{2GM}{c^2 r} \right]^{-1/2} u. \quad (18)$$

The net heating rate \dot{q} is given by

$$\dot{q} \approx \dot{q}_{vN} + \dot{q}_{ve} + \dot{q}_{vv} - \dot{q}_{eN} - \dot{q}_{ee}, \quad (19)$$

where heating is due to electron neutrino and electron anti-neutrino capture on free nucleons in Eqs. (6) and (7), \dot{q}_{vN} , neutrino scattering by electrons and positrons, \dot{q}_{ve} , and neutrino-antineutrino pair annihilation into electron-positron pairs, \dot{q}_{vv} . Cooling is due to electron and positron capture on free nucleons (inverse of Eqs. (6) and (7)), \dot{q}_{eN} , and electron-positron pair annihilation into neutrino-antineutrino pairs, \dot{q}_{ee} . These components (in units of MeV/g/s) can be computed by (Otsuki et al, 2000)

$$\dot{q}_{vN} \approx \frac{9.65}{m_u} \left[(1 - Y_e) L_{\nu_e,51} \frac{\langle E_{\nu_e}^3 \rangle}{\langle E_{\nu_e} \rangle} + Y_e L_{\bar{\nu}_e,51} \frac{\langle E_{\bar{\nu}_e}^3 \rangle}{\langle E_{\bar{\nu}_e} \rangle} \right] \frac{1 - g_1(r)}{R_{v6}^2} \Phi(r)^6, \quad (20)$$

$$\dot{q}_{ve} \approx \frac{2.17 T_{\text{MeV}}^4}{m_u \rho_8} \left(L_{\nu_e,51} \varepsilon_{\nu_e} + L_{\bar{\nu}_e,51} \varepsilon_{\bar{\nu}_e} + \frac{6}{7} L_{\nu_\mu,51} \varepsilon_{\nu_\mu} \right) \frac{1 - g_1(r)}{R_{v6}^2} \Phi(r)^5, \quad (21)$$

$$\dot{q}_{vV} \approx \frac{12.0}{m_u} \left[L_{\nu_e,51} L_{\bar{\nu}_e,51} (\varepsilon_{\nu_e} + \varepsilon_{\bar{\nu}_e}) + \frac{6}{7} L_{\nu_\mu,51}^2 \varepsilon_{\nu_\mu} \right] \frac{g_2(r)}{\rho_8 R_{v6}^4} \Phi(r)^9, \quad (22)$$

$$\dot{q}_{eN} \approx \frac{2.27}{m_u} T_{\text{MeV}}^6, \quad (23)$$

and

$$\dot{q}_{ee} \approx \frac{0.144 T_{\text{MeV}}^9}{m_u \rho_8}, \quad (24)$$

where $1 - g_1(r)$ is a gravitational geometrical factor that represents the effect of bending a neutrino trajectory with $g_1(r)$ given by

$$g_1(r) = \left[1 - \left(\frac{R_v}{r} \right)^2 \frac{1 - 2GM/c^2 r}{1 - 2GM/c^2 R_v} \right]^{1/2}, \quad (25)$$

while $g_2(r)$ is given by

$$g_2(r) = [1 - g_1(r)]^4 [g_1(r)^2 + 4g_1(r) + 5], \quad (26)$$

and $\Phi(r)$ is the gravitational redshift factor defined by

$$\Phi(r) = \left(\frac{1 - 2GM/c^2 R_v}{1 - 2GM/c^2 r} \right)^{1/2}. \quad (27)$$

Here, R_v is the radius of the neutrinosphere, R_{v6} is R_v in units of 10^6 cm, ρ_8 is the matter density in units of 10^8 g/cm³, T_{MeV} is the temperature in units of MeV, $\langle E_{\nu_e}^n \rangle$ is the n th energy moment of the electron neutrino energy distribution in units of MeV ^{n} , $\varepsilon_{\nu_e} \equiv \langle E_{\nu_e}^2 \rangle / \langle E_{\nu_e} \rangle$ is the mean energy of an electron neutrino in units of MeV, and $L_{\nu_e,51}$ is the luminosity of electron neutrinos in units of 10^{51} erg/s (same for other flavors). Note that all heating terms are dependent on general-relativistic effects, i.e., the geometrical and redshift factors. The former effect enhances the heating rate, while the latter effect reduces it. According to Otsuki et al (2000), the net effects of these factors work to substantially increase the heating rate compared to those in the Newtonian gravity. As can be seen in Eqs. (25)–(27), general-relativistic effects appear with the term $2GM/c^2 R_v \propto M/R_v$, the reciprocal of the neutrinosphere radius with respect to the Schwarzschild radius, which indicates the compactness of the proto-neutron star. As a result, the heating rates increase for more massive or smaller proto-neutron stars.

Hereafter, several assumptions are made: R_V is the same as the proto-neutron star radius, R , the neutrino luminosity of a single flavor, L_V , is the same to each other (i.e., the total luminosity is $6L_V$), $\langle E_{\nu_e}^3 \rangle / \langle E_{\nu_e} \rangle = 1.14 \epsilon_{\nu_e}$ (same for other flavors) and the mean neutrino energies of 12, 14, and 14 MeV for electron neutrino, electron antineutrino, and heavy lepton neutrinos, respectively (according to, e.g., Qian and Woosley 1996; Janka et al 2012). For a given combination of M , R , and L_V , the suite of ordinary differential equations, Eqs. (15)–(17), can be numerically solved (see, e.g., Thompson et al 2001) with the equations of state for ions and arbitrary relativistic or degenerate electrons and positrons (e.g., Timmes and Swesty 2000). The boundary conditions can be chosen to be, e.g., $\rho(R) = 10^{10} \text{ g/cm}^3$, the temperature $T(R)$ is determined by the condition $\dot{q}(R) = 0$ (at which heating and cooling balance), and $u(R)$ such that the outflow becomes transonic.

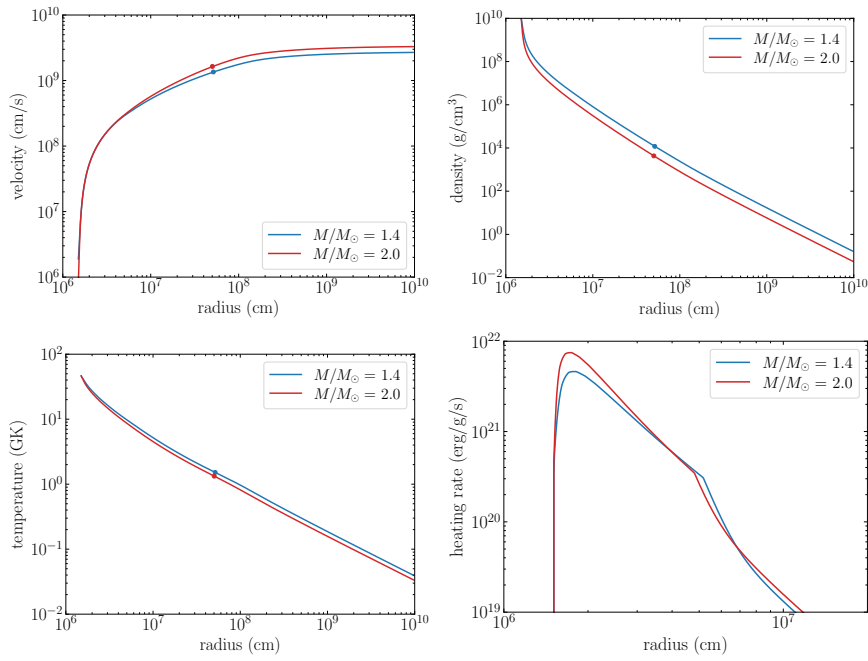


Fig. 12 Properties of neutrino-driven winds for a proto-neutron star with neutrino luminosity of $L_V = 10^{52} \text{ erg/s}$, radius of $R = 15 \text{ km}$, and mass of $M = 1.4 M_\odot$ (blue) or $2.0 M_\odot$ (red). The top-left, top-right, and bottom-left panels display, respectively, the velocity (u), density, and temperature of outgoing material as functions of radius. On each line, the circle marks the sonic radius (i.e., the sonic velocity in the top-left panel). The bottom-right panel shows the heating rates as functions of radius. A sudden drop of the rate at $\sim 50 \text{ km}$ is due to recombination of free nucleons to α particles.

Fig. 12 displays the solutions of neutrino-driven winds as functions of radius (u , ρ , and T in left-top, right-top, and left-bottom panels, respectively) for $L_V = 10^{52} \text{ erg/s}$, $R = 15 \text{ km}$, and $M = 1.4 M_\odot$ (blue) or $2.0 M_\odot$ (red). As can be seen

in the top-left panel, an initially subsonic outflow becomes supersonic (i.e. transonic) through the sonic point (circle). Note that an initial velocity below and above $u(R)$ adopted here gives subsonic (i.e. the outflow eventually returns to the proto-neutron star surface) and unphysical solutions, respectively. The bottom-right panel shows the net heating rates as functions of radius. It is found that neutrino heating plays a role only in the vicinity of the proto-neutron star surface, $r \leq 2R$, which becomes unimportant at a larger radius (in part owing to nucleon recombination to α particles). For a fixed R , a more massive case ($M = 2.0M_{\odot}$) results in a higher heating rate and a faster outflow predominantly due to its greater compactness M/R (the same holds true for a fixed M and a smaller R).

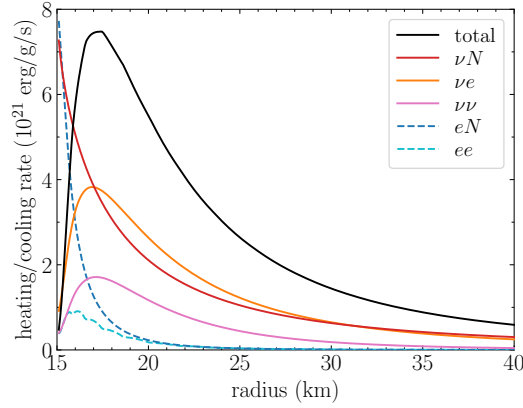


Fig. 13 Net heating rate (black curve) and its decomposition into heating (solid color curves) and cooling (dashed curves) terms for a proto-neutron star with neutrino luminosity of 10^{52} erg/s, radius of 15 km, and mass of $2.0M_{\odot}$. Heating is due to neutrino capture on free nucleons (νN), neutrino scattering by electrons and positrons (νe), and neutrino-antineutrino pair annihilation into electron-positron pairs ($\nu\bar{\nu}$). Cooling is due to electron and positron capture on free nucleons (eN) and electron-positron pair annihilation into neutrino-antineutrino pairs (ee).

The contribution of each component in Eq. (19) to the net heating rate is shown in Fig. 13 for $L_{\nu} = 10^{52}$ erg/s, $R = 15$ km, and $M = 2.0M_{\odot}$. For heating terms (solid, colored curves), dominant contributors are neutrino capture on free nucleons (νN) and neutrino scattering by electrons and positrons (νe), while neutrino-antineutrino pair annihilation into electron-positron pairs ($\nu\bar{\nu}$) plays a subdominant role (but see its substantial contribution in case of highly non-spherical configurations, Wanajo 2006a; Wanajo and Janka 2012). Compared to heating terms, cooling terms (dashed curves) rapidly decay with increasing radius (and thus decreasing temperature) because of their high sensitivities to temperature ($\dot{q}_{eN} \propto T^6$ for electron and positron capture on free nucleons and $\dot{q}_{ee} \propto T^9/\rho$ for electron-positron annihilation into neutrino-antineutrino pairs).

3.2 (No) *r*-process in neutrino-driven winds

The neutron-richness, or Y_e , in neutrino-driven ejecta is predominantly determined by the equilibrium condition for neutrino capture on free nucleons in Eqs. (6) and (7) such as (Qian and Woosley, 1996)

$$Y_{e,\text{eq}} \approx \left(1 + \frac{L_{\bar{\nu}_e} \varepsilon_{\bar{\nu}_e} - 2\Delta + 1.2\Delta^2/\varepsilon_{\bar{\nu}_e}}{L_{\nu_e} \varepsilon_{\nu_e} + 2\Delta + 1.2\Delta^2/\varepsilon_{\nu_e}} \right)^{-1}, \quad (28)$$

where $\Delta = 1.293$ MeV is the neutron-proton mass difference. Assuming $L_{\nu_e} \approx L_{\bar{\nu}_e}$ and omitting the terms of Δ^2 , the neutron-rich condition of $Y_{e,\text{eq}} < 0.5$ becomes

$$\varepsilon_{\bar{\nu}_e} - \varepsilon_{\nu_e} > 4\Delta \sim 5 \text{ MeV}. \quad (29)$$

However, recent hydrodynamical studies show $\varepsilon_{\bar{\nu}_e} - \varepsilon_{\nu_e} \sim 2$ MeV, a value too small to achieve neutron-rich conditions in neutrino-driven winds. In fact, long-term core-collapse simulations indicate that the ejecta can be only slightly neutron-rich ($Y_e \sim 0.4$ – 0.5) at early times and become proton-rich ($Y_e > 0.5$) at late times (Hüdepohl et al, 2010; Fischer et al, 2012; Roberts, 2012). This subsection explores the requisite conditions such that an *r*-process occurs in such slightly neutron-rich neutrino-driven winds, mainly based on Wanajo (2013).

The physical conditions needed for a successful *r*-process can be described by entropy S ($\propto T^3/\rho$, assuming contributions from radiation and relativistic electron-positron pairs) and expansion timescale t_{exp} (defined as the duration from $T_{\text{GK}} = 9$ to 2.5) in addition to Y_e (Hoffman et al, 1996). An *r*-process begins as the temperature decreases to $T_{\text{GK}} \sim 2.5$, at which the nuclei of $A \sim 80$ – 90 formed in QSE act as “seeds” that capture free nucleons (e.g., Fig. 3, top panels). That is, the number of free neutrons with respect to that of heavy nuclei, Y_n/Y_{heavy} , must be greater than ~ 100 , so that nuclear flow can reach heavy *r*-process nuclei of $A \sim 200$. In early neutrino-heated ejecta, the values of Y_n/Y_{heavy} are below unity at the end of the QSE phase ($T_{\text{GK}} \sim 4$; right panel of Fig. 4), resulting in no *r*-process. However, higher values of Y_n/Y_{heavy} can be expected in neutrino-driven winds owing to their higher S and shorter t_{exp} . A higher S , i.e., a lower ρ at a given T , reduces the rate of the forward reaction (the gateway to heavy nuclei; being proportional to ρ^2) in Eq. (9), resulting a higher Y_n/Y_{heavy} at the beginning of an *r*-process. A short t_{exp} also plays a role in maintaining a high Y_n/Y_{heavy} because of the insufficient period of time for the production of heavy nuclei through the three-body reaction in Eq. (9).

According to Hoffman et al (1996), the condition for producing the third-peak *r*-process abundances ($A \sim 200$) can be expressed by these three quantities, Y_e , S , and t_{exp} , as

$$C_r \equiv 0.0005 \frac{S}{Y_e t_{\text{exp}}^{1/3}} > 1 \quad (30)$$

for $0.4 < Y_e < 0.5$ (slightly neutron-rich condition relevant to neutrino-driven winds; see Hoffman et al 1996; Fujibayashi et al 2020 for $Y_e < 0.4$). As can be found in

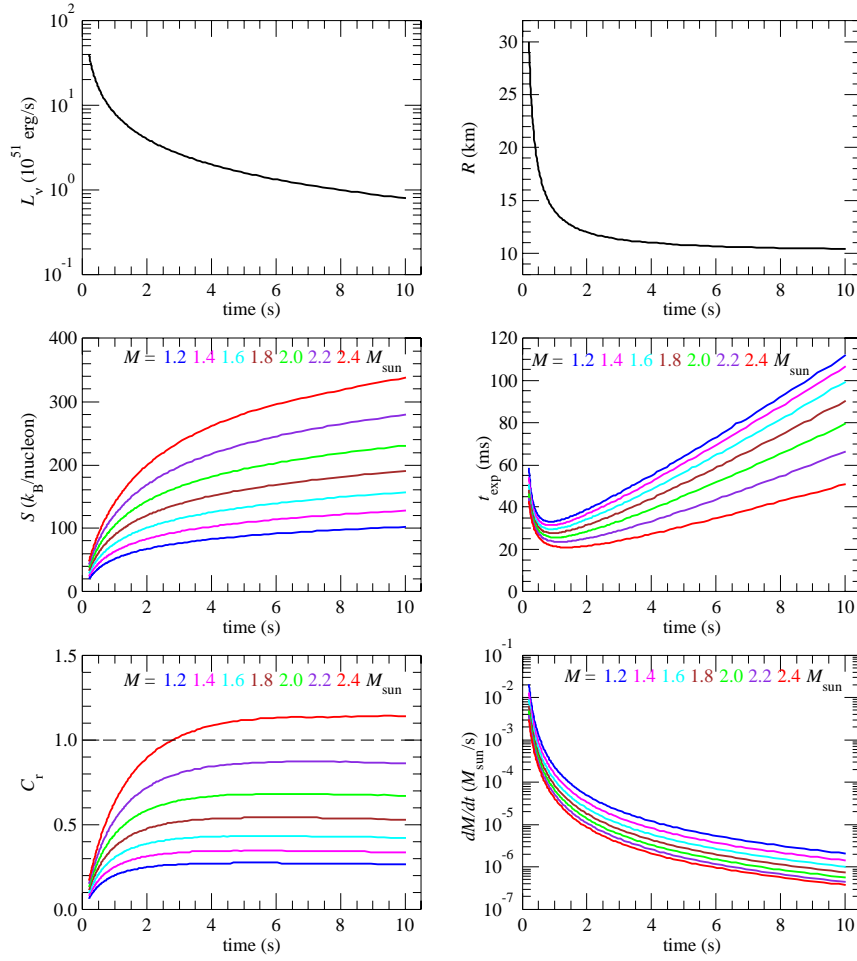


Fig. 14 Temporal evolution of entropy (S , middle-left panel), expansion timescale (t_{exp} , middle-right), the criterion for a successful r-process (C_r in Eq. (30 for $Y_e = 0.4$), bottom-left), and mass ejection rate (\dot{M} in Eq. (15); bottom-right) for various proto-neutron star masses ($M/M_\odot = 1.2, \dots, 2.4$), assuming the neutrino luminosity (L_ν) and radius (R) shown in the top-left and top-right panels, respectively (see text). The dashed line in the bottom-left panel marks $C_r = 1$, above which r-process nuclei with $A \sim 200$ are expected to be appreciably produced. (Wanajo 2013; reproduced with permission of the AAS.)

Eq. (30), a combination of high S , short t_{exp} , and low Y_e is favorable for a successful r-process.

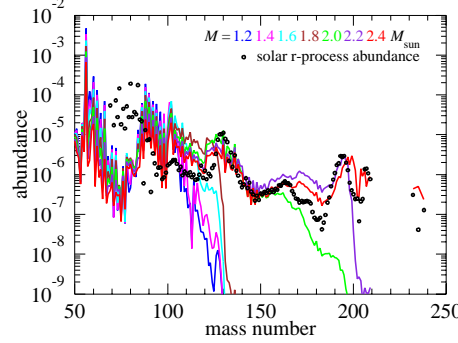


Fig. 15 Final abundances for various proto-neutron star masses ($M/M_{\odot} = 1.2, \dots, 2.4$), assuming the temporal evolution of neutrino luminosity (L_{ν}) and radius (R) shown in top-left and top-right panels of Fig. 14, respectively. The circles show the solar r-process residuals (Prantzos et al, 2020) vertically shifted to match the height of the third peak ($A \sim 200$) for $M/M_{\odot} = 2.4$. (Wanajo 2013; reproduced with permission of the AAS.)

Fig. 14 shows the temporal evolution of S (middle-left panel), t_{exp} (middle-right), C_r with $Y_e = 0.4$ (defined by Eq. (30); bottom-left), and \dot{M} (in Eq. (15); bottom-right) as a series of time-stationary wind solutions. The use of time-stationary solutions is reasonable due to fairly shorter dynamical timescales than the evolutionary time of L_{ν} and R . Here, the temporal evolution of these quantities is assumed to be $L_{\nu}(t) = L_{\nu,0}(t/t_0)^{-1}$ with $L_{\nu,0} = 4 \times 10^{52}$ erg/s and $t_0 = 0.2$ s (left top) and $R(t) = (R_0 - R_1)(L_{\nu}/L_{\nu,0}) + R_1$ with $R_0 = 30$ km and $R_1 = 10$ km (right top) such that each wind solution can be obtained from a given set of (M, L_{ν}) . A wide range of proto-neutron mass is considered, ranging from $M = 1.2M_{\odot}$ (nearly a minimum estimated value, Sukhbold et al 2016) to $2.4M_{\odot}$ (a value close to the causality limit of $R > 4.3(M/M_{\odot})$ km with $R \sim 10$ km, Lattimer 2011, i.e., the speed of sound must not exceed the speed of light).

For a given M , S and t_{exp} increase with time (after $t \sim 1$ s at which R becomes sufficiently small). Because of the greater contribution of S in Eq. (30), the value of C_r also increases with time. Moreover, S and t_{exp} are larger and smaller, respectively, for a more massive proto-neutron star. As a result, the value of C_r at a given time is greater for a higher M as can be seen in the bottom-left panel of Fig. 14. Nevertheless, the value of C_r exceeds unity only for $M = 2.4M_{\odot}$ (and marginally for $2.2M_{\odot}$). In practice, the high-mass end of proto-neutron stars is estimated to be $\sim 1.6M_{\odot}$ (Sukhbold et al, 2016), with which the value of C_r reaches no more than ~ 0.5 . Therefore, it is concluded that neutrino-driven winds from core-collapse supernovae are unlikely sources of heavy r-process elements.

Nucleosynthetic abundances are shown in Fig. 15, which compares these with the solar r-process residuals (i.e., compared to the solar abundances, but subtracting the s-process component, Prantzos et al 2020). Here, the temporal evolution of Y_e is assumed to take the minimum value of 0.4 at 3 s (see Wanajo et al 2013a). As anticipated from the above discussion, only the case of $M = 2.4 M_\odot$ (and marginally of $2.2 M_\odot$) results in the production of heavy r-process nuclei up to actinides (Th and U). However, for a plausible range of proto-neutron star masses, $M/M_\odot = 1.2\text{--}1.6$ (Sukhbold et al, 2016), only light r-process nuclei with $A \sim 90\text{--}100$ are synthesized. Therefore, it is likely that neutrino-driven winds can be sources of only some lightest r-process elements from Sr to Mo.

3.3 *vp-process in neutrino-driven winds*

As noted in the previous subsection, recent long-term core-collapse simulations indicate that neutrino-driven winds become proton-rich (Hüdepohl et al, 2010; Fischer et al, 2012; Roberts, 2012) because of the small energy differences in electron neutrinos and electron anti-neutrinos (as oppose to the condition in Eq. (29)). Therefore, a vp-process (Fröhlich et al, 2006; Pruet et al, 2006; Wanajo, 2006b) is expected to play a role for the production of proton-rich heavy nuclei in neutrino-driven winds. This subsection provides several aspects of nucleosynthetic outcomes in proton-rich environments based on the results in Wanajo et al (2011a) with the use of time-stationary wind solutions described in previous subsections.

First, the solution for $L_\nu = 10^{52}$ erg/s and $M = 1.4 M_\odot$ (and $R = 15$ km according to the top panels in Fig. 14) is considered as representative of early neutrino-driven winds (where neutrino irradiation is sufficiently strong) as shown in Fig. 16. Here, wind termination by slowly outgoing, early neutrino-heated ejecta is assumed at the various radii of $r_{\text{wt}} = 100, 200, 231, 300, 400, 500,$ and 1000 km. The density after wind termination is assumed to follow $\rho \propto t^{-2}$ (and thus $T \propto t^{-2/3}$ with $S \propto T^3/\rho = \text{const.}$) according to hydrodynamical results (e.g., Arcones et al 2007). The evolution of radius can be obtained from $\dot{M} = 0$ in Eq. (15). The yellow band in the bottom panel indicates the temperature range ($T_{\text{GK}} = 1.5\text{--}3$) relevant to the vp-process, this being sufficiently lower than the freezeout temperature from QSE ($T_{\text{GK}} \sim 4$), but high enough for proton capture.

The top-left panel of Fig. 17 shows the mass fractions of synthesized nuclei as a function of atomic mass number with the initial Y_e that becomes 0.55 at $T_{\text{GK}} = 3$ (the beginning of a vp-process, hereafter denoted $Y_{e,3}$). As mentioned in the previous section, a vp-process begins from a seed nucleus of ^{56}Ni made in NSE and QSE. Neutrino irradiation from a proto-neutron star induces electron anti-neutrino capture on abundant free protons, which releases free neutrons as found in Eq. (7). Subsequent (slower) β^+ -decay is replaced by much faster neutron capture in Eq. (14). As a result, these successive proton and neutron captures bring the seed nuclei to higher mass numbers through the unstable proton-rich region. However, as can be seen in Fig. 17 (top-left), the heaviest species produced by vp-processing is highly

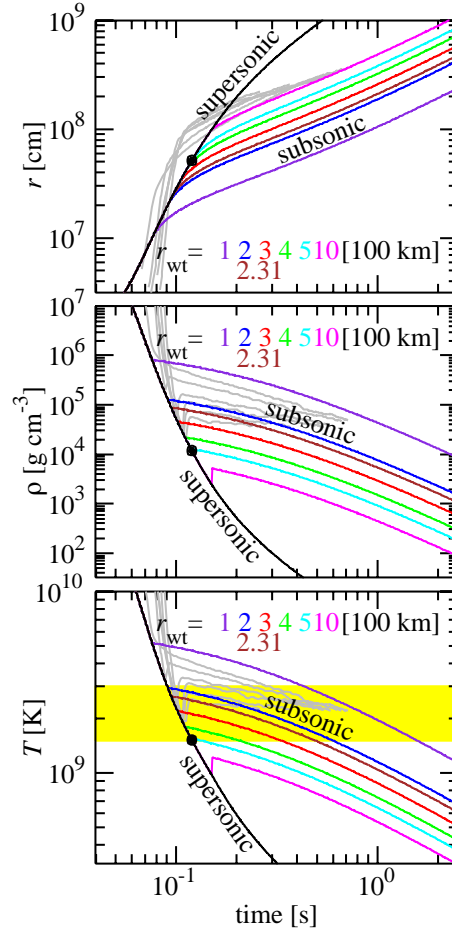


Fig. 16 Radius (top), density (middle), and temperature (bottom) as a function of time for the wind solution with $L_V = 10^{52}$ erg/s and $M = 1.4M_\odot$. The curves with different colors show the subsonic outflows after wind termination at $r_{\text{wt}} = 100, 200, 231, 300, 400, 500,$ and 1000 km. For $r_{\text{wt}} = 1000$ km, the Rankine-Hugoniot shock-jump conditions are applied at wind termination. The black curve shows the supersonic outflow without wind termination. The filled circle in each panel marks the sonic point. The yellow band in the bottom panel indicates the temperature range ($T_{\text{GK}} = 1.5\text{--}3$) relevant to the vp-process. The wind trajectories from hydrodynamical results by Buras et al (2006) are shown by gray curves for comparison purposes. (Wanajo et al 2011a; reproduced with permission of the AAS.)

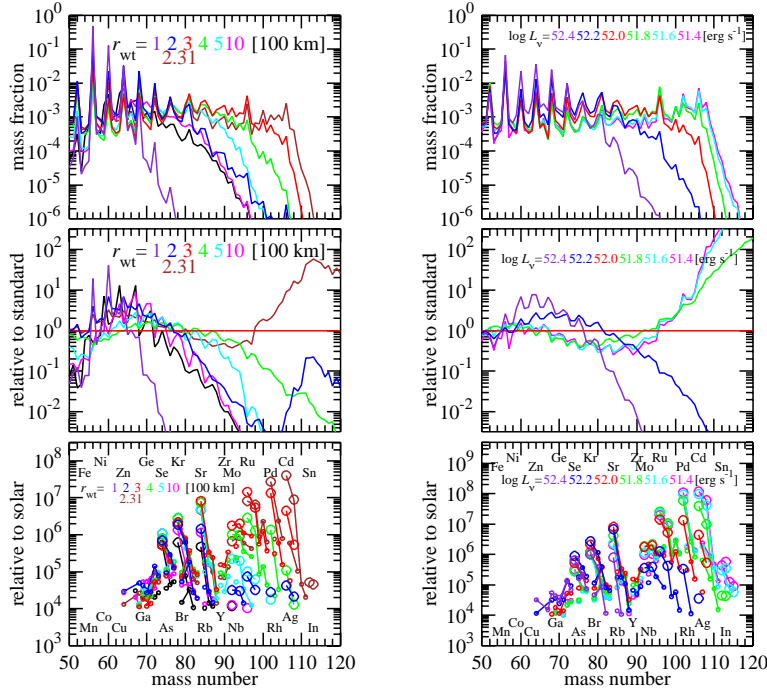


Fig. 17 Comparison of nucleosynthesis results with $Y_{e,3} = 0.55$ for various wind-termination radii r_{wt} (left) and neutrino luminosities L_{ν} (right). The fixed values of $L_{\nu} = 10^{52}$ erg/s and $r_{\text{wt}} = 300$ km are adopted for the former (left) and the latter (right), respectively. Mass fractions (top) and their ratios (middle) with respect to the reference cases (red) of $r_{\text{wt}} = 300$ km (left) or $L_{\nu} = 10^{52}$ erg/s (right) are shown as a function of atomic mass number. The bottom panels show the isotopes (connected by a line for a given element) with respect to their solar values. In the left panel, the result without wind termination is presented in black. The names of elements are indicated in the upper (even Z) and lower (odd Z) sides at their lowest mass numbers. (Wanajo et al 2011a; reproduced with permission of the AAS.)

dependent on the location of wind termination r_{rt} . Compared to the case without wind termination (black), the νp -process becomes more efficient with decreasing r_{rt} down to 231 km and then less efficient for $r_{\text{rt}} < 231$ km (see also the middle-left panel in Fig. 17). This is a consequence of the fact that the duration of the νp -process (yellow band in Fig. 17, bottom left) becomes longer with the presence of wind termination. However, wind termination at smaller r_{wt} also leads to a longer duration of the seed (^{56}Ni) production in QSE and by an α -process, resulting in a less efficient νp -process owing to a fewer number of free protons per ^{56}Ni .

The right panels in Fig. 17 compare the results with various neutrino luminosities L_{ν} but a fixed $r_{\text{rt}} = 300$ km. It is found that the νp -process becomes more efficient for a lower L_{ν} and thus at late times. This is principally due to a higher entropy for a lower L_{ν} (or at late times; see the middle-left panel in Fig. 14), which leads

to a higher proton-to-seed ratio at the onset of a vp-process. However, the early neutrino-heated ejecta should have moved away from the proto-neutron star to a large distance at late times and thus wind termination takes place at a sizably larger r_{wt} . These counterbalancing effects of r_{wt} and L_V suggest a maximal efficiency of a vp-process with a lower L_V but a sufficiently smaller r_{wt} (< a few 100 km).

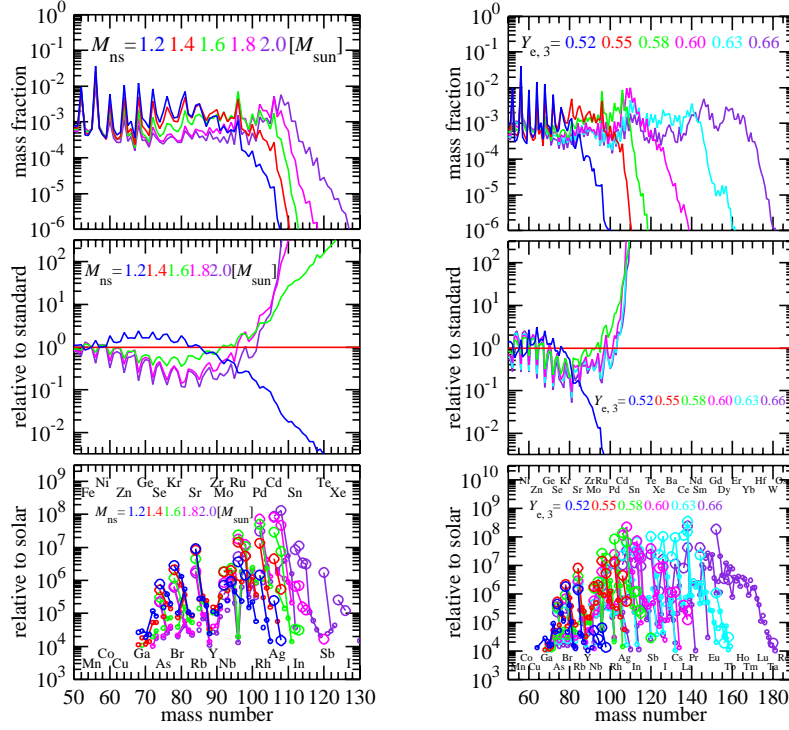


Fig. 18 Same as Fig. 17, but for various neutron star masses (left) and electron fractions. (Wanajo et al 2011a; reproduced with permission of the AAS.)

Fig. 18 displays the results with various neutron star masses (left) and $Y_{e,3}$ (right) but with fixed $Y_{e,3} = 0.55$ (left) and $M = 1.4 M_{\odot}$ (right). For both panels, the neutrino luminosity and the wind-termination radius are set to be $L_V = 10^{52}$ erg/s and $r_{\text{rt}} = 300$ km, respectively. Similar to the neutron-rich case in the previous subsection, the neutrino-driven winds from a more massive neutron star result in the production of heavier nuclei as can be seen in the left panel of Fig. 18. This is due to the higher entropy and the shorter expansion timescale for a greater M (middle panels in Fig. 14), which leads to a higher proton-to-seed ratio at the onset of a vp-process. More proton-rich winds (i.e., with a higher Y_e) also result in the production of heavier isotopes (Fig. 14, right). This is a consequence of the fact that the proton-rich matter consists predominantly of free protons, α particles, and ^{56}Ni at the time

at which freezeout from QSE occurs (see Figs. 3 and 4), where the proton-richness is almost entirely due to the presence of free protons. As a result, the proton-to-seed ratio at the beginning of a νp -process becomes higher for a greater Y_e .

The bottom panels in Figs. 17 and 18 show the abundance ratios of synthesized isotopes with respect to their solar values (Lodders et al, 2009), or production factors (with quite huge values due to the omission of outer envelopes). As can be seen, proton-rich isotopes for given elements such as ^{74}Se , ^{78}Kr , ^{84}Sr , $^{92,94}\text{Mo}$, $^{96,98}\text{Ru}$, ^{102}Pd , and $^{106,108}\text{Cd}$, known as p-nuclei, exhibit large production factors. This is due to the fact that the νp -process proceeds through the unstable proton-rich region. After the end of νp -processing, the synthesized nuclei decay back to the proton-rich side of β -stability. However, the production of proton-rich isotopes is generally limited up to $A \sim 110$ (except for very proton-rich cases with $Y_{e,3} > 0.6$) because of higher Coulomb barriers for larger atomic numbers. Therefore, heavier p-nuclei likely originate from other sources such as γ -process (Rayet et al, 1995; Rauscher et al, 2002) and ν -process (Woosley et al, 1990) in core-collapse supernovae. Note that light p-nuclei up to ^{92}Mo can also be produced in the early neutrino-heated ejecta of core-collapse supernova (see the results for $15M_\odot$ and $27M_\odot$ stars in Fig. 11). Thus, the innermost ejecta of core-collapse supernova, that is, neutrino-heated ejecta and neutrino-driven winds, are likely sites of p-nuclei with $A = 74$ – 108 .

4 Summary

The innermost ejecta of core-collapse supernovae are likely sites of some heavy nuclei. Recent hydrodynamical studies suggest that the early neutrino-heated ejecta are modestly neutron-rich or proton-rich ($Y_e \sim 0.4$ – 0.6). Under such conditions, a variety of light trans-iron isotopes with $Z \sim 30$ – 40 (from Zn to Zr) are synthesized predominantly in nuclear equilibrium (NSE and QSE), although the amounts produced and their distributions are highly dependent on the progenitor masses. In addition to these isotopes, the neutrino-heated ejecta for low-mass and massive progenitors can be possible sources of a neutron-rich isotope ^{48}Ca and a proton-rich isotope ^{92}Mo , respectively, for which their origins are currently unknown. Subsequent neutrino-driven winds are unlikely the sources of heavy r-process nuclei because of their expected modest neutron-richness ($Y_e > 0.4$), although a weak r-process may synthesize light r-process nuclei up to $A \sim 110$. In light of recent hydrodynamical studies showing proton-richness, neutrino-driven winds are likely sites of the νp -process that synthesizes proton-rich nuclei up to $A \sim 110$. In summary, together with the early neutrino-heated matter and the subsequent neutrino-driven winds, the innermost ejecta of core-collapse supernovae can be important sources of isotopes with $Z \sim 30$ – 40 as well as p-nuclei ^{74}Se , ^{78}Kr , ^{84}Sr , $^{92,94}\text{Mo}$, $^{96,98}\text{Ru}$, ^{102}Pd , and $^{106,108}\text{Cd}$. The overall picture of such nucleosynthesis appears quite robust at qualitative levels. However, more progress in astrophysical modeling as well as in relevant nuclear physics (both experimental and theoretical) will be needed for

more quantitative predictions of nucleosynthetic yields from the innermost regions of core-collapse supernovae.

References

- Anderson JP (2019) A meta-analysis of core-collapse supernova ^{56}Ni masses. *Astronomy & Astrophysics*628:A7, DOI 10.1051/0004-6361/201935027, 1906.00761
- Arcones A, Janka HT, Scheck L (2007) Nucleosynthesis-relevant conditions in neutrino-driven supernova outflows. I. Spherically symmetric hydrodynamic simulations. *Astronomy & Astrophysics*467(3):1227–1248, DOI 10.1051/0004-6361:20066983, astro-ph/0612582
- Bollig R, Yadav N, Kresse D, Janka HT, Müller B, Heger A (2021) Self-consistent 3D Supernova Models From -7 Minutes to +7 s: A 1-bethe Explosion of a $19 M_{\odot}$ Progenitor. *Astrophysical Journal*915(1):28, DOI 10.3847/1538-4357/abf82e, 2010.10506
- Buras R, Rampp M, Janka HT, Kifonidis K (2006) Two-dimensional hydrodynamic core-collapse supernova simulations with spectral neutrino transport. I. Numerical method and results for a $15 M_{\odot}$ star. *Astronomy & Astrophysics*447(3):1049–1092, DOI 10.1051/0004-6361:20053783, astro-ph/0507135
- Cardall CY, Fuller GM (1997) General Relativistic Effects in the Neutrino-driven Wind and r-Process Nucleosynthesis. *Astrophysical Journal Letters*486(2):L111–L114, DOI 10.1086/310838, astro-ph/9701178
- Doherty CL, Gil-Pons P, Siess L, Lattanzio JC, Lau HHB (2015) Super- and massive AGB stars - IV. Final fates - initial-to-final mass relation. *Monthly Notices of the Royal Astronomical Society*446(3):2599–2612, DOI 10.1093/mnras/stu2180, 1410.5431
- Duncan RC, Shapiro SL, Wasserman I (1986) Neutrino-driven Winds from Young, Hot Neutron Stars. *Astrophysical Journal*309:141, DOI 10.1086/164587
- Fischer T, Martínez-Pinedo G, Hempel M, Liebendörfer M (2012) Neutrino spectra evolution during protoneutron star deleptonization. *Physical Review D*85(8):083003, DOI 10.1103/PhysRevD.85.083003, 1112.3842
- Fröhlich C, Martínez-Pinedo G, Liebendörfer M, Thielemann FK, Bravo E, Hix WR, Langanke K, Zinner NT (2006) Neutrino-Induced Nucleosynthesis of A_i64 Nuclei: The vp Process. *Physical Review Letters*96(14):142502, DOI 10.1103/PhysRevLett.96.142502, astro-ph/0511376
- Fujibayashi S, Shibata M, Wanajo S, Kiuchi K, Kyutoku K, Sekiguchi Y (2020) Viscous evolution of a massive disk surrounding stellar-mass black holes in full general relativity. *Physical Review D*102(12):123014, DOI 10.1103/PhysRevD.102.123014, 2009.03895
- Grefenstette BW, Harrison FA, Boggs SE, Reynolds SP, Fryer CL, Madsen KK, Wik DR, Zoglauer A, Ellinger CI, Alexander DM, An H, Barret D, Christensen FE, Craig WW, Forster K, Giommi P, Hailey CJ, Hornstrup A, Kaspi VM, Kitaguchi T, Koglin JE, Mao PH, Miyasaka H, Mori K, Perri M, Pivovarov MJ, Puccetti S, Rana V, Stern D, Westergaard NJ, Zhang WW (2014) Asymmetries in core-collapse supernovae from maps of radioactive ^{44}Ti in Cassiopeia A. *Nature*506(7488):339–342, DOI 10.1038/nature12997, 1403.4978
- Harris MJ, Knödlseeder J, Jean P, Cisana E, Diehl R, Lichti GG, Roques JP, Schanne S, Weidenspointner G (2005) Detection of γ -ray lines from interstellar ^{60}Fe by the high resolution spectrometer SPI. *Astronomy & Astrophysics*433(3):L49–L52, DOI 10.1051/0004-6361:200500093, astro-ph/0502219
- Hendry MA, Smartt SJ, Maund JR, Pastorello A, Zampieri L, Benetti S, Turatto M, Cappellaro E, Meikle WPS, Kotak R, Irwin MJ, Jonker PG, Vermaas L, Peletier RF, van Woerden H, Exter KM, Pollacco DL, Leon S, Verley S, Benn CR, Pignata G (2005) A study of the Type II-P supernova 2003gd in M74. *Monthly Notices of the Royal Astronomical Society*359(3):906–926, DOI 10.1111/j.1365-2966.2005.08928.x, astro-ph/0501341
- Hillebrandt W (1982) An exploding $10 M_{\odot}$ star: a model for the Crab supernova. *Astronomy & Astrophysics*110:L3–L6

- Hoffman RD, Woosley SE, Fuller GM, Meyer BS (1996) Production of the Light p-Process Nuclei in Neutrino-driven Winds. *Astrophysical Journal*460:478, DOI 10.1086/176986
- Huang WJ, Audi G, Wang M, Kondev FG, Naimi S, Xu X (2017) The AME2016 atomic mass evaluation (I). Evaluation of input data; and adjustment procedures. *Chinese Physics C* 41(3):030002, DOI 10.1088/1674-1137/41/3/030002
- Hüdepohl L, Müller B, Janka HT, Marek A, Raffelt GG (2010) Neutrino Signal of Electron-Capture Supernovae from Core Collapse to Cooling. *Physical Review Letters*104(25):251101, DOI 10.1103/PhysRevLett.104.251101, 0912.0260
- Janka HT, Hanke F, Hüdepohl L, Marek A, Müller B, Obergaulinger M (2012) Core-collapse supernovae: Reflections and directions. *Progress of Theoretical and Experimental Physics* 2012(1):01A309, DOI 10.1093/ptep/pts067, 1211.1378
- Jones S, Côté B, Röpké FK, Wanajo S (2019a) A New Model for Electron-capture Supernovae in Galactic Chemical Evolution. *Astrophysical Journal*882(2):170, DOI 10.3847/1538-4357/ab384e, 1908.02236
- Jones S, Röpké FK, Fryer C, Ruitter AJ, Seitzzahl IR, Nittler LR, Ohlmann ST, Reifarth R, Pigatari M, Belczynski K (2019b) Remnants and ejecta of thermonuclear electron-capture supernovae. Constraining oxygen-neon deflagrations in high-density white dwarfs. *Astronomy & Astrophysics*622:A74, DOI 10.1051/0004-6361/201834381, 1812.08230
- Lattimer JM (2011) Neutron stars and the dense matter equation of state. *Astrophysics and Space Science*336(1):67–74, DOI 10.1007/s10509-010-0529-1
- Lodders K, Palme H, Gail HP (2009) Abundances of the Elements in the Solar System. *Landolt Bönstein* 4B:712, DOI 10.1007/978-3-540-88055-4_34, 0901.1149
- Melson T, Janka HT, Marek A (2015) Neutrino-driven Supernova of a Low-mass Iron-core Progenitor Boosted by Three-dimensional Turbulent Convection. *Astrophysical Journal Letters*801(2):L24, DOI 10.1088/2041-8205/801/2/L24, 1501.01961
- Meyer BS, Krishnan TD, Clayton DD (1996) ^{48}Ca Production in Matter Expanding from High Temperature and Density. *Astrophysical Journal*462:825, DOI 10.1086/177197
- Meyer BS, Krishnan TD, Clayton DD (1998) Theory of Quasi-Equilibrium Nucleosynthesis and Applications to Matter Expanding from High Temperature and Density. *Astrophysical Journal*498(2):808–830, DOI 10.1086/305562
- Müller B, Melson T, Heger A, Janka HT (2017) Supernova simulations from a 3D progenitor model - Impact of perturbations and evolution of explosion properties. *Monthly Notices of the Royal Astronomical Society*472(1):491–513, DOI 10.1093/mnras/stx1962, 1705.00620
- Nomoto K (1987) Evolution of 8–10 M_{sun} Stars toward Electron Capture Supernovae. II. Collapse of an O + NE + MG Core. *Astrophysical Journal*322:206, DOI 10.1086/165716
- Otsuki K, Tagoshi H, Kajino T, Wanajo Sy (2000) General Relativistic Effects on Neutrino-driven Winds from Young, Hot Neutron Stars and r-Process Nucleosynthesis. *Astrophysical Journal*533(1):424–439, DOI 10.1086/308632, astro-ph/9911164
- Pastorello A, Della Valle M, Smartt SJ, Zampieri L, Benetti S, Cappellaro E, Mazzali PA, Patat F, Spiro S, Turatto M, Valenti S (2007) A very faint core-collapse supernova in M85. *Nature*449(7164):1–2, DOI 10.1038/nature06282, 0710.3753
- Poelarends AJT, Herwig F, Langer N, Heger A (2008) The Supernova Channel of Super-AGB Stars. *Astrophysical Journal*675(1):614–625, DOI 10.1086/520872, 0705.4643
- Prantzos N, Abia C, Limongi M, Chieffi A, Cristallo S (2018) Chemical evolution with rotating massive star yields - I. The solar neighbourhood and the s-process elements. *Monthly Notices of the Royal Astronomical Society*476(3):3432–3459, DOI 10.1093/mnras/sty316, 1802.02824
- Prantzos N, Abia C, Cristallo S, Limongi M, Chieffi A (2020) Chemical evolution with rotating massive star yields II. A new assessment of the solar s- and r-process components. *Monthly Notices of the Royal Astronomical Society*491(2):1832–1850, DOI 10.1093/mnras/stz3154, 1911.02545
- Pruet J, Hoffman RD, Woosley SE, Janka HT, Buras R (2006) Nucleosynthesis in Early Supernova Winds. II. The Role of Neutrinos. *Astrophysical Journal*644(2):1028–1039, DOI 10.1086/503891, astro-ph/0511194

- Qian YZ, Woosley SE (1996) Nucleosynthesis in Neutrino-driven Winds. I. The Physical Conditions. *Astrophysical Journal*471:331, DOI 10.1086/177973, astro-ph/9611094
- Rauscher T, Heger A, Hoffman RD, Woosley SE (2002) Nucleosynthesis in Massive Stars with Improved Nuclear and Stellar Physics. *Astrophysical Journal*576(1):323–348, DOI 10.1086/341728, astro-ph/0112478
- Rayet M, Arnould M, Hashimoto M, Prantzos N, Nomoto K (1995) The p-process in Type II supernovae. *Astronomy & Astrophysics*298:517
- Roberts LF (2012) A New Code for Proto-neutron Star Evolution. *Astrophysical Journal*755(2):126, DOI 10.1088/0004-637X/755/2/126, 1205.3228
- Siebert T, Diehl R, Krause MGH, Greiner J (2015) Revisiting INTEGRAL/SPI observations of ^{44}Ti from Cassiopeia A. *Astronomy & Astrophysics*579:A124, DOI 10.1051/0004-6361/201525877, 1505.05999
- Smith DM (2004) Gamma-Ray Line Observations with RHESSI. In: Schoenfelder V, Lichti G, Winkler C (eds) 5th INTEGRAL Workshop on the INTEGRAL Universe, ESA Special Publication, vol 552, p 45, astro-ph/0404594
- Stockinger G, Janka HT, Kresse D, Melson T, Ertl T, Gabler M, Gessner A, Wongwathanarat A, Tolstov A, Leung SC, Nomoto K, Heger A (2020) Three-dimensional models of core-collapse supernovae from low-mass progenitors with implications for Crab. *Monthly Notices of the Royal Astronomical Society*496(2):2039–2084, DOI 10.1093/mnras/staa1691, 2005.02420
- Sukhbold T, Ertl T, Woosley SE, Brown JM, Janka HT (2016) Core-collapse Supernovae from 9 to 120 Solar Masses Based on Neutrino-powered Explosions. *Astrophysical Journal*821(1):38, DOI 10.3847/0004-637X/821/1/38, 1510.04643
- Thompson TA, Burrows A, Meyer BS (2001) The Physics of Proto-Neutron Star Winds: Implications for r-Process Nucleosynthesis. *Astrophysical Journal*562(2):887–908, DOI 10.1086/323861, astro-ph/0105004
- Timmes FX, Swesty FD (2000) The Accuracy, Consistency, and Speed of an Electron-Positron Equation of State Based on Table Interpolation of the Helmholtz Free Energy. *Astrophysical Journal Supplements*126(2):501–516, DOI 10.1086/313304
- Wanajo S (2006a) The r-Process in Proto-Neutron Star Winds with Anisotropic Neutrino Emission. *Astrophysical Journal Letters*650(1):L79–L82, DOI 10.1086/508568, astro-ph/0608539
- Wanajo S (2006b) The rp-Process in Neutrino-driven Winds. *Astrophysical Journal*647(2):1323–1340, DOI 10.1086/505483, astro-ph/0602488
- Wanajo S (2013) The r-process in Proto-neutron-star Wind Revisited. *Astrophysical Journal Letters*770(2):L22, DOI 10.1088/2041-8205/770/2/L22, 1305.0371
- Wanajo S, Janka HT (2012) The r-process in the Neutrino-driven Wind from a Black-hole Torus. *Astrophysical Journal*746(2):180, DOI 10.1088/0004-637X/746/2/180, 1106.6142
- Wanajo S, Kajino T, Mathews GJ, Otsuki K (2001) The r-Process in Neutrino-driven Winds from Nascent, “Compact” Neutron Stars of Core-Collapse Supernovae. *Astrophysical Journal*554(1):578–586, DOI 10.1086/321339, astro-ph/0102261
- Wanajo S, Janka HT, Kubono S (2011a) Uncertainties in the vp-process: Supernova Dynamics Versus Nuclear Physics. *Astrophysical Journal*729(1):46, DOI 10.1088/0004-637X/729/1/46, 1004.4487
- Wanajo S, Janka HT, Müller B (2011b) Electron-capture Supernovae as The Origin of Elements Beyond Iron. *Astrophysical Journal Letters*726(2):L15, DOI 10.1088/2041-8205/726/2/L15, 1009.1000
- Wanajo S, Janka HT, Müller B (2013a) Electron-capture Supernovae as Origin of ^{48}Ca . *Astrophysical Journal Letters*767(2):L26, DOI 10.1088/2041-8205/767/2/L26, 1302.0929
- Wanajo S, Janka HT, Müller B (2013b) Electron-capture Supernovae as Sources of ^{60}Fe . *Astrophysical Journal Letters*774(1):L6, DOI 10.1088/2041-8205/774/1/L6, 1307.3319
- Wanajo S, Müller B, Janka HT, Heger A (2018) Nucleosynthesis in the Innermost Ejecta of Neutrino-driven Supernova Explosions in Two Dimensions. *Astrophysical Journal*852(1):40, DOI 10.3847/1538-4357/aa9d97, 1701.06786

- Wang M, Huang WJ, Kondev FG, Audi G, Naimi S (2021) The AME 2020 atomic mass evaluation (II). Tables, graphs and references. *Chinese Physics C* 45(3):030003, DOI 10.1088/1674-1137/abddaf
- Wongwathanarat A, Janka HT, Müller E, Pllumbi E, Wanajo S (2017) Production and Distribution of ^{44}Ti and ^{56}Ni in a Three-dimensional Supernova Model Resembling Cassiopeia A. *Astrophysical Journal* 842(1):13, DOI 10.3847/1538-4357/aa72de, 1610.05643
- Woosley SE (1997) Neutron-rich Nucleosynthesis in Carbon Deflagration Supernovae. *Astrophysical Journal* 476(2):801–810, DOI 10.1086/303650
- Woosley SE, Hoffman RD (1992) The alpha -Process and the r-Process. *Astrophysical Journal* 395:202, DOI 10.1086/171644
- Woosley SE, Hartmann DH, Hoffman RD, Haxton WC (1990) The nu -Process. *Astrophysical Journal* 356:272, DOI 10.1086/168839