

# Influence of Entropy Changes on First Passage Time in the Thermodynamics of trajectories

V. V. Ryazanov

Institute for Nuclear Research, pr. Nauki, 47, Kiev, Ukraine, e-mail: vryazan19@gmail.com

For the thermodynamics of trajectories, an ensemble containing the variables of dynamic activity and first-passage time (*FPT*) was considered. The dependence of the average *FPT* on the total non-negative change in entropy was obtained. The same dependences were obtained for the dynamic activity, the dispersions of dynamic activity and *FPT*, as well as for the correlation of dynamic activity and *FPT*. The application of the obtained results to a two-level system makes it possible to obtain dependencies on the change in entropy containing a stationary nonequilibrium state and equilibrium states. The dependence of the *FPT* moments on the change in entropy was calculated for the two partition function models.

## 1. Introduction

In the description of nonequilibrium phenomena, the so-called approach of "thermodynamics of trajectories" is used [1-28]. In this approach, the behavior of time-ordered dynamic events is characterized similarly to the thermodynamic description of configurations in space. In a non-equilibrium situation, an analogue of equilibrium thermodynamic quantities and relations is used, but for the dynamic case, when trajectories, rather than states or configurations, become the object of consideration. The role of volume in this case is played by time.

Using the methods of large deviations [30], ensembles of trajectories can be classified according to dynamic order parameters and their conjugate fields. In fact, this is Ruelle's thermodynamic formalism [29], applied to the space of trajectories, not configurations. Quantities similar to the free energy density and entropy density have been identified and used to understand the rare dynamical behavior of systems, both classical [11-23] and quantum [24-28]. This approach has been effectively used in describing the dynamics of glassy systems [16, 31-33]. Statistical ensembles with fluctuating time of the deployment of trajectories were considered in [34]. *FPT* for dynamic ensembles of trajectories is considered in [35].

The paper [2] single out two types of variables - *A* and *B*, trajectory observables. Observables of type *A* and *B* can be negative or positive in general. An observable of type *A* jumps by discrete amounts at every configuration change; an example is the total current (which increases or decreases by 1 at every configuration change) in lattice gas models. Similarly, an observable of type *B* can be the time integral of a positive or negative function or a function that changes time. In [35], focus on trajectory observables defined in terms of the jumps in a trajectory, this is called counting observables. A more general definition of fluctuations of observables of the trajectory *X* is given in [36]. An example is the total number of changes in the trajectory configuration or dynamic activity [8, 2, 13], sometimes also called "traffic" or "frenesy" [44-46]. Dissipation bounds, current fluctuations are considered in [37-43]. The behavior of the dynamic activity *K* is investigated in the article. For variables of this kind and for *FPT*, ensembles of trajectories are obtained.

The problem of the first passage occupies a prominent place in natural science, since *FPT* is a key characteristic of the kinetics of any process [47-86]. *FPT* plays an important role in many

areas of physics and applied mathematics, chemistry, protein folding, and even credit risk modeling.

In the thermodynamics of trajectories, an  $s$ -ensemble is singled out, in which the random variable is a time-additive value, for example, dynamic activity  $K$ , and the time  $\tau$  of the deployment of trajectories is fixed, and an  $x$ -ensemble, in which the values  $A$  or  $K$  are fixed, and the random variable is time  $\tau$ . In [35], the time  $\tau$  is considered as  $FPT$ . In this article, this approach is used. In [34] a generalization of the  $x$ -ensemble was obtained to multiple observables. In the present article, one more generalization of such an ensemble is carried out.

In articles [85-86, 54-55],  $FPT$  is considered as a thermodynamic variable and included in the generalized Gibbs distribution. This approach is also applicable to ensembles of trajectories and variables of type  $A$  and  $B$ . Similar results were obtained in [35, 9] for the joint distribution of activity parameters and process time. The behavior of  $FPT$  has its own characteristics associated with many factors. One of the main factors is the change in entropy, which consists of intrasystem changes in entropy and the exchange of entropy with the environment. The effect of entropy change on the behavior of a nonequilibrium system is studied. The change in entropy during the  $FPT$  time is included in the consideration. Two models of the partition function are considered. Dependences on the total entropy change in the system of such quantities as mean  $FPT$ ,  $FPT$  variance, correlation of  $FPT$  and dynamic activity are calculated. These dependencies essentially depend on the interaction with the environment and change when the sign of the entropy flows describing the exchange of the system with the environment changes.

Typically, average  $FPT$  values are calculated from the Laplace transform of the  $FPT$  probability density by differentiating the Laplace transform and then setting the Laplace transform parameter to zero. In [85-86], the Laplace transform of the probability density  $FPT$  acts as the nonequilibrium part of the partition function, and the Laplace transform parameter is not equal to zero. The main idea of this article is that the parameter  $x$  (in notation [2, 34]) or  $\gamma=x$  (in notation [85, 86]) conjugate to the random variable time  $\tau$  or  $FPT$  is not equal to zero. Just as the inverse temperature parameter  $\beta=1/k_B T$  conjugate to the random energy is not equal to zero in the general case, so the parameter  $\gamma$  (or  $x$ ) is equal to zero only in the equilibrium case. Therefore, in the dependences of the moments of random variables  $FPT$  (or  $\tau$ ), of the dynamic activity  $K$ , as well as the parameters  $M$  from (22)-(28) in the general case, non-zero values of  $\gamma=x$  be taken into account.

The article introduces a statistical ensemble with fluctuating values of  $FPT$  and dynamic activity  $K$  in the form (29) (or (41)). With the help of this ensemble, for the first time, explicit dependences of the average values, variances and correlations of random variables  $FPT$  and  $K$  on the total change in entropy  $\Delta s_{tot} = \Delta s_{sys} + \Delta s_m$  (40) during the  $FPT$  time (or  $\tau$ ) are determined. The total change in entropy is associated with the parameter  $\gamma$ , and the dependences of the value  $\gamma$  on  $\Delta s_{tot}$ . The dependences of the moments of random variables  $FPT$  and  $K$  on the parameter  $\gamma$  (or  $x$ ) conjugate to  $FPT$  are expressed through the dependences of these moments on the total change in entropy during the time  $FPT$  (or  $\tau$ ). In [34], a similar dependence of the quantity  $\langle \tau \rangle / \langle K_1 \rangle$  on the parameter  $x$  was obtained in Fig. 3a in a more complex way using Monte Carlo simulation. Such dependences of system parameters on the total change in entropy during  $FPT$  were previously unknown. For the first time, relations for correlations of the form (34), (72) were also obtained. The results obtained can be considered as an application of distributions from [85, 86] to the thermodynamics of trajectories. The application of this approach to specific physical problems was carried out, for example, in [98-99].

The article is organized as follows. Section 2 provides information on the thermodynamics of trajectories:  $s$ -ensembles and  $x$ -ensembles. In Section 3, a joint distribution for activity and  $FPT$  of the average  $FPT$  and the second moments, variance. In the fourth section, dependencies of the first and second moments of distributions on the change in entropy is obtained, curves are calculated for given numerical values of parameters. The fifth section discusses other possibilities for determining the parameter  $\gamma$  and indicates the physical meaning of the parameter  $\gamma$ . The sixth section contains brief conclusions.

## 2. Thermodynamics of trajectories, $s$ -ensembles and $x$ -ensembles

The formalism of nonequilibrium thermodynamics along trajectories is similar to the equilibrium thermodynamic formalism [29]. This article considers fluctuations of such dynamic variables as dynamic activity in a glassy system, integrated over a long-time  $t$  and over a large (but finite) system. In [2], the statistical properties of evolution and the dynamic history of the system are studied. Equilibrium thermodynamics considers the probability distribution over the configurations of a large system. In trajectory thermodynamics, the thermodynamic formalism is applied to probability distributions over trajectory motion histories.

In [2, 9, 34, 51, 52] the classical stochastic system is described by the Master Equation

$$\partial_t |P(t)\rangle = W |P(t)\rangle. \quad (1)$$

The vector  $|P(t)\rangle$  represents the probability distribution at time  $t$ ,  $|P(t)\rangle = \sum_C P(C, t) |C\rangle$ , where  $P(C, t)$  describes the probability that the system is in configuration  $C$  at time  $t$ , and  $\{|C\rangle\}$  is the orthonormal basis of the configuration,  $\langle C | C' \rangle = \delta_{CC'}$ . For concreteness, we will focus on continuous-time Markov chains, but generalizations of what we describe below are simple. The master operator  $W$  is the matrix

$$W = \sum_{C' \neq C} w(C \rightarrow C') |C'\rangle \langle C| - \sum_C R(C) |C\rangle \langle C|. \quad (2)$$

Here  $w(C \rightarrow C')$  is the rate of transition from  $C$  to  $C'$ , and  $R(C) = \sum_{C'} w(C \rightarrow C')$  is the rate of exit from  $C$ . In this description, the expectation of the operator  $T$  is defined as  $\langle T(t) \rangle = \langle - | T | P(t) \rangle$ , where  $\langle - | \equiv \sum_C \langle C |$  (such that  $\langle - | P(t) \rangle = 1$  due to conservation of probability).

In the Boltzmann-Gibbs theory, the macroscopic features of large systems are characterized by defining the statistical properties (mean and fluctuations) of extensive observables, such as the energy or number of particles. The microcanonical approach considers the properties of a system with a fixed total energy  $E$ . Such properties are determined from the counting factor of the number of configurations with energy  $E$  and the number of particles  $N$ , representing the size (volume) of the system. In the limit of large sizes ( $N \rightarrow \infty$ ), the entropy density  $s(e) = \lim_{N \rightarrow \infty} (1/N) \ln \Omega(eN, N)$  is determined, which is the relative weight of configurations with energy density  $e$ ;  $\Omega(E, N)$  is a number of configurations with energy  $E$ , where  $N$  represents the size (the volume) of the system. In a dynamic context, the history of the system is considered between the initial time  $\tau=0$  and the end time  $\tau$ . Instead of considering the statistics of the energy  $E$ , we study the observed  $A$ , which is extensive over the observation time  $\tau$ . The dynamic analogue of the quantity  $\Omega(E, N)$  is the probability distribution of this observable; the value  $\Omega_{dyn}(A, \tau)$  is equal to the fraction of histories with a given value of the time-extensive observable  $A$ .

At the mathematical level, the choice of the observable  $A$  is somewhat arbitrary, although the application of the thermodynamic formalism requires that the quantity  $\log \Omega_{dyn}(A = a\tau, \tau) / \tau$  have a finite limit for large times  $\tau$ . Given this limitation, the choice of the order parameter  $A$  is determined by physical representations: we must use an observable that reveals the main physical processes occurring in the system. For example, in non-equilibrium systems in contact with two reservoirs of particles, we can define  $A$  as the total particle flux: the number of particles transferred from one reservoir to the other between times 0 and  $\tau$ . In the context of glassy phenomena, we consider observables that measure the "activity" or "complexity" of history [7, 8, 13].

In the Boltzmann-Gibbs approach, the canonical ensemble is defined in terms of the partition function

$$Z(\beta, N) = \sum_E \Omega(E, N) e^{-\beta E}, \quad (3)$$

which characterizes the system at a given temperature  $\beta^{-1}$ . Phase transitions depend on intensive free energy  $f(\beta) = -\lim_{N \rightarrow \infty} \ln Z(\beta, N) / \beta N$  singularities. The dynamical analog of this thermodynamic partition function (3) is

$$Z_A(s, \tau) = \sum_A \Omega_{dyn}(A, \tau) e^{-sA}, \quad (4)$$

where we have introduced an intensive field  $s$  conjugate to  $A$ . This field will play a role analogous to the inverse temperature  $\beta$ . The dynamic partition function  $Z_A(s, \tau)$  is the central object of Ruelle's thermodynamic formalism [29]. A correspondence is established between the thermodynamic limit of a large system size ( $N \rightarrow \infty$ ) and the limit of a long time ( $\tau \rightarrow \infty$ ) in Ruelle's formalism. In [2], systems are considered for which a large time limit must be taken at a fixed system size: in some cases, a second limit of the large system size  $N$  is taken. If we consider systems without thermodynamic phase transitions, then no singular behavior arises when passing to the limit of large  $N$  at a fixed  $\tau$ . In this case, we expect the limits of large  $N$  and large  $\tau$  to commute, but in the general case this is clearly not the case. In this article, the limit of large  $\tau$  is taken after finding the average values.

The duration of the history of the system is characterized by its length  $\tau$ . The probability of measuring the value  $A$  for an observable  $A$  in a history of length  $\tau$  is

$$\Omega_{dyn}(A, \tau) = \sum_C P(C, A, \tau). \quad (5)$$

The value  $P(C, A, \tau)$  (generalize the probability  $P(C, \tau)$ ) is defined as the probability of being in configuration  $C$  at time  $\tau$ , having measured a value  $A$  of the time-extensive variable between 0 and  $\tau$ .

The sequence of configurations  $C_0 \rightarrow \dots \rightarrow C_K$  and the sequence of jump times  $t_1, \dots, t_K$  determine the history of the system with duration  $\tau$ . Time record of configurations and waiting times of jumps between them, observed up to the moment of time  $\tau$ , describe the trajectory of total time  $\tau$ . If such a trajectory is denoted by  $X_\tau$ , then  $X_\tau = (C_0 \rightarrow C_{t_1} \rightarrow \dots C_{t_n})$ , where  $C_0$  is the initial configuration, and  $t_i$  is the time when the transition from  $C_{t_{i-1}}$  to  $C_{t_i}$  occurs (so that the waiting time of the  $i$ -th jump is  $t_i - t_{i-1}$ ). The trajectory  $X_\tau$  changes configurations only  $n$  times (and  $t_n \leq \tau$ , i.e., there was no jump between  $t_n$  and  $\tau$ ). Between the moments  $t_k$  and  $t_{k+1}$  the system remains in configuration  $C_k$ .

If we consider the statistics of time-extensive observables [7, 8], then we can study the properties of dynamics. "Dynamic activity"  $K$ , defined as the total number of configuration changes per trajectory [8, 2, 13], is one such observed trajectory. In [36] the fluctuations of observables of the trajectory  $X$  written in the form

$$A(t) = \sum_{x \neq y} a_{xy} N_{xy}(t), \quad (6)$$

where  $a_{xy}$  are arbitrary real numbers with  $\sum |a_{xy}| > 0$ , and  $N_{xy}(t)$  are the elementary fluxes, that is, the number of jumps from  $x$  to  $y$  up to time  $t$  in  $X_\tau$ . For a time-integrated current the coefficients are antisymmetric, while for counting observables (such as the activity), they are symmetric. The value of  $K$  is (6) by  $a_{xy}=I$ . Below we will consider a special case of arbitrary values  $A$ , dynamic activity  $K$ . We can return to the general case. Its distribution over all trajectories  $X_\tau$  of total time  $\tau$  is

$$P_\tau(K) = \sum_{X_\tau} \delta(K - \hat{K}[X_\tau]) P(X_\tau), \quad (7)$$

where the probability  $P(X_\tau)$  is the probability to observe this trajectory out of all the possible ones of total time  $\tau$ .

The operator  $\hat{K}$  counts the number of jumps in a trajectory. The distribution  $P_\tau(K) = \Omega_{dyn}(K, \tau)$  (4)-(5). For large  $\tau$  this probability acquires a large deviations (LD) form [8, 23, 30],

$$P_\tau(K) \sim e^{-\tau\varphi(K/\tau)}. \quad (8)$$

Equivalent information is contained in the generating function (4),

$$Z_\tau(s) \equiv \sum_K e^{-sK} P_\tau(K) = \sum_{X_\tau} e^{-s\hat{K}[X_\tau]} P(X_\tau), \quad (9)$$

whose derivatives give the moments of the activity,  $\langle K^n \rangle = (-1)^n \partial_s^n Z_\tau(s)|_{s=0}$ . For large  $\tau$  the generating function also acquires a LD form [30, 8],

$$Z_\tau(s) \sim e^{\tau\theta(s)}. \quad (10)$$

The following behavior  $\hat{P}_A(C, s, t) = \sum_A e^{-sA} P(C, A, t)$  is assumed in the large time limit as

$\hat{P}_A(C, s, \tau) \sim R_0(C, s) e^{\tau\theta_A(s)}$  where  $\theta_A(s)$  is the largest eigenvalue of  $W_A$  [2] and  $R_0(C, s)$  is the associated right eigenvector. Thus, for large times,

$$Z_A(s, \tau) = \sum_C \hat{P}(C, A, \tau) \sim e^{\tau\theta_A(s)}, \quad (11)$$

the function  $\theta_A(s)$  is considered as a (negative) dynamic free energy per unit time. Probability conservation implies  $Z_A(0, \tau)=I$ , so  $\theta(0)=0$  for all stochastic systems.

From (10), the scaled cumulant generation function for the activity is determined, i.e., the  $n$ -th activity cumulant (per unit time)

$$\frac{\langle\langle K^n \rangle\rangle}{\tau} = (-1)^n \frac{\partial^n}{\partial s^n} \theta(s)|_{s=0}, \quad (12)$$

where  $\langle\langle \cdot \rangle\rangle$  indicates cumulant (mean, variance, etc.). It thus contains the full statistical information about  $K$ .

Entropy and free energy in the Boltzmann-Gibbs theory are connected through the Legendre transformation (as can be seen from (3)). The function  $\theta(s)$  from (10) is a dynamical analog of the free energy density  $f(\beta)$ . Just like thermodynamic potentials, the LD functions  $\varphi(k)$  and  $\theta(s)$  are related by a Legendre-Fenchel transformation [8, 29]

$$\varphi(k) = -\min_s (\theta(s) + sk) \quad (13)$$

together with the inversion formula

$$\theta(s) = -\min_k (\varphi(k) + sk). \quad (14)$$

The above applies to the so-called  $s$ -ensembles, in which the time  $\tau$  of history of the system with duration  $\tau$  is fixed [2, 34]. In [34],  $x$ -ensembles are introduced in which  $K$  is fixed and the time fluctuates. If we denote by  $\mathbf{Y}_K$  a trajectory  $\mathbf{Y}_K = (C_0 \rightarrow C_{t_1} \rightarrow \dots \rightarrow C_K)$ , where the number of configuration changes is fixed to be  $K$ , but the time  $\tau$  of the final  $K$ -th jump fluctuates from trajectory to trajectory. From (1)-(2) the probability of  $\mathbf{Y}_K$  is

$$P(\mathbf{Y}_K) = p_0(C_0) \prod_{i=1}^K e^{-(t_i - t_{i-1})R(C_{t_{i-1}})} W(C_{t_{i-1}} \rightarrow C_{t_i}), \quad (15)$$

where  $t_0=0$  and  $t_K=\tau$ . The distribution  $P_K(\tau)$  of total trajectory length  $\tau$  for fixed activity  $K$  is

$$P_K(\tau) = \sum_{\mathbf{Y}_K} \delta(\tau - \hat{\tau}[\mathbf{Y}_K]) P(\mathbf{Y}_K) = \sum_{C_0 \dots C_K} p_0(C_0) \prod_{i=1}^{K-1} \int_0^{t_{i+1}} e^{-(t_i - t_{i-1})R(C_{t_{i-1}})} W(C_{t_{i-1}} \rightarrow C_{t_i}). \quad (16)$$

For large  $K$  this probability has a *LD* form,

$$P_K(\tau) \sim e^{-K\Phi(\tau/K)}. \quad (17)$$

The corresponding moment generating function for  $\tau$  is

$$Z_K(x) \equiv \int_0^\infty d\tau e^{-x\tau} P_K(\tau) = \sum_{\mathbf{Y}_K} e^{-x\hat{\tau}[\mathbf{Y}_K]} P(\mathbf{Y}_K), \quad (18)$$

$\langle \tau^n \rangle = (-1)^n \partial_x^n Z_K(x)|_{x=0}$ . For large  $K$  the generating function also has a *LD* form,

$$Z_K(x) \sim e^{Kg(x)}. \quad (19)$$

Equation (18) is the partition sum for the ensemble of trajectories with probabilities

$$P_x(\mathbf{Y}_K) \equiv Z_K^{-1}(x) e^{-x\hat{\tau}[\mathbf{Y}_K]} P(\mathbf{Y}_K). \quad (20)$$

The function  $g$  is the functional inverse of  $\theta$  and vice versa [34]

$$\theta(s) = g^{-1}(s), \quad g(\gamma) = \theta^{-1}(\gamma), \quad s = g(\gamma), \quad \gamma = \theta(s). \quad (21)$$

We replace  $g(x)$  with  $g(\gamma)$  (to use the notation  $\gamma$  from [85-86] for the parameter conjugate to *FPT*).

### 3. Joint distribution for activity and FPT

Consider now the statistics of first-passage times (*FPT*) (also called stopping times) [47-86]. This is the time when a certain observed trajectory first reaches the threshold value. In the thermodynamics of trajectories, in this situation, ensembles of trajectories with total fixed time are replaced by ensembles of trajectories of fluctuating total time.

In [34], the case is considered of the statistics of several different time-extensive quantities [2, 13]. For example, one could think of counting, instead of the total activity, the total number of certain kind of transitions, or the time integral of a certain quantity such as the energy. Let's say that there are  $N$  different dynamical observables, which we denote collectively by the vector  $\vec{M} \equiv (M_1, \dots, M_N)$ . Under the dynamics Eqs. (1)-(2) there will be a joint probability for observing a combination of these  $\vec{M} \equiv (M_1, \dots, M_N)$  quantities,  $P_\tau(\vec{M})$ . For large  $\tau$  this joint probability will have a *LD* form, generalized (8),

$$P_\tau(\vec{M}) \sim e^{-\tau\tilde{\Phi}(\vec{M}/\tau)}, \quad (22)$$

where the *LD* function now depends on the whole vector of intensive observables  $(M_1/\tau; \dots; M_N/\tau)$ .

The corresponding moment generating function for  $\vec{M}$  also has a *LD* form at large  $\tau$  [30],

$$Z_\tau(\vec{s}) \equiv \sum_{\vec{M}} e^{-\vec{s} \cdot \vec{M}} P_\tau(\vec{M}) \sim e^{\tau\Theta(\vec{s})}, \quad (23)$$

where for each observable  $M_n$  there is a counting field  $s_n$ , collected in the vector  $\vec{s} \equiv (s_1, \dots, s_N)$  and where the  $LD$  function  $\Theta(\vec{s})$  is a now function of this whole vector. The  $LD$  function  $\Theta(\vec{s})$  is the largest eigenvalue of the deformed master operator (2) [34]. Eq. (23) and equation for deformed master operator define an  $(\tau; \vec{s})$ -ensemble for a general set of dynamical order parameters  $\vec{M}$  [34]. There is an equivalent construct for studying the statistics of  $\vec{M}$  in trajectories where the total activity  $K$  is fixed. The probability of observing  $\vec{M}$ , together with a total time  $\tau$ , for a fixed and large  $K$  has the form, generalized (17),

$$P_K(\tau, \vec{M}) \sim e^{-K\hat{\Phi}(\tau/K, \vec{M}/K)}. \quad (24)$$

The corresponding moment generating function is

$$Z_K(x, \vec{s}) \equiv \sum_{\vec{M}} \int_0^\infty d\tau e^{-x\tau - \vec{s}\vec{M}} P_K(\tau, \vec{M}) \sim e^{KG(x, \vec{s})}. \quad (25)$$

Average values are determined in the same way as was done in expressions (12), (18),  $\frac{\langle \tau \rangle}{K} = -\frac{\partial}{\partial x} G(x, \vec{s})|_{\vec{s}, x=0}$ ,  $\frac{\langle M_i \rangle}{K} = -\frac{\partial}{\partial s_i} G(x, \vec{s})|_{x, \vec{s}=0}$ . Equations (24), (25) define a generalized  $x$ -ensemble [34]. In the case where  $\vec{M}$  corresponds only to the activity  $K$  the function  $G(x, s)=g(x)-s$ , and Eqs.  $\theta(\vec{s}) = x_*(\vec{s})$ ,  $G(x_*(\vec{s}), \vec{s}) = 0$  reduce to (21).

As in [9], suppose that the system starts in an initial state  $\psi$ . For a random waiting time  $t_w$  the system evolves continuously, so that its unnormalised state at time  $t < t_w$  is  $\exp(-iH_{eff}t)\psi$ , where  $H_{eff}$  is a non-selfadjoint effective Hamiltonian. At the time of detection, a click with label  $i=1, \dots, N_L$  is recorded, and the system's conditional state is updated by applying a jump operator  $L_i$ . A full detection process is given by a finite measurement trajectory  $X=((t_1, i_1), \dots, (t_n, i_n))$ , where  $0 \leq t_1 \leq \dots \leq t_n$ . Each such trajectory has the final time  $T[X]=t_n$ , and total number of jumps  $K[X]=n$ . There are some natural ways of obtaining finite trajectories. The first one repeats the single detection process  $K$  times. This corresponds to the  $x$ -ensemble. This scheme has an associated state transformation given by,  $J[X]=J(t_{w,n}, i_n) \cdot J(t_{w,2}, i_2)J(t_{w,1}, i_1)$ , where  $t_{w,n}=t_n-t_{n-1}$ ,  $t_{w,1}=t_1$  are the waiting times between the detection events, or quantum jumps. In words, given a trajectory  $X$  resulting from this process, the system is at the end in state  $J[X]\psi$ ;  $J[t_w, i]=L_i e^{-it_w H_{eff}}$  is the jump operator effecting the total change  $\psi \rightarrow J[t_w, i]\psi$ .

We are interested in quantities obtained by incrementing with some amount at the addition of each particle. Such a quantity is of the form  $F[X]=\sum_{n=1}^{K[X]} F(t_{w,n}, i_n)$ , where  $F(t_w, i)$  is a (possibly vector valued) quantity depending only on a single waiting time  $t_w$ , and some property of the system we are monitoring, say "spin"  $i$ . The most important ways of truncating an infinite trajectory, leading to statistical ensembles of field particles are with either fixed dynamic activity  $K$  and fluctuating  $\tau$ , or fixed the time  $\tau$  and fluctuating  $K$ , obtained by taking  $F(t_w, i)=1$  and  $F(t_w, i)=t_w$ , respectively. We can also measure a "spin" operator  $\hat{M}$  corresponding to  $F(t_w, i)=M(i)$ , where  $M$  is some (in general vector valued) quantity depending on  $i$ . The associated probability distributions are given by  $P_K(T, M):=tr[\rho_K^{FC} \delta((T, M) - (\hat{T}, \hat{M}))]$ , where  $\rho_K^{FC}$  is reduced density matrix on the output alone of the output space  $F^{out}$  [9]. The associated generating functions are given by  $Z_K(x, c):=tr[\rho_K^{FC} e^{-x\hat{T}-c\hat{M}}] = tr[\rho T_{x,c}^K(I)]$ , written in terms of the deformed generators  $T_{x,c}$  and  $W_{s,c}$  [9], where [34]

$$T_x = \sum_{C \neq C'} \frac{w(C \rightarrow C')}{x + R(C)} |C'\rangle \langle C|, \quad T_{x,c} = (xId + R)^{-1} \left( \sum_{i=1}^{N_L} e^{-cM(i)} L_i^\dagger(\cdot) L_i \right), \quad (26)$$

the inverse  $(xId + R)^{-1} = \int_0^\infty dt (e^{-it(H_{\text{eff}} - ix/2)})(\cdot) e^{-it(H_{\text{eff}} - ix/2)}$  exists whenever  $\|e^{-it(H_{\text{eff}} - ix/2)}\| \leq 1$ , which holds for all  $x > x_{\min}$ , where  $x_{\min} = 2\text{Im}\lambda_0 \leq 0$  and  $\lambda_0$  is the eigenvalue of  $H_{\text{eff}}$  with maximum imaginary part. We restrict to  $x > x_{\min}$  subsequently;  $H_{\text{eff}}$  is a non-selfadjoint *effective Hamiltonian*,  $H_{\text{eff}} = H - (i/2) \sum_i L_i^* L_i$ , where  $H$  is a selfadjoint operator interpreted as the system's Hamiltonian when isolated from the environment. At the time of detection, a click with label  $i=1, \dots, N_L$  is recorded, and the system's conditional state is updated by applying a jump operator  $L_i$ .

Similar expressions are written in [9] for  $W_{s,c}$ ,  $P_\tau(K, M)$ ,  $Z_\tau(s, c)$ . We now suppose that  $T_{x,c}$  has a unique eigenvalue  $e^{g(x,c)}$  equal to its spectral radius.

We assume, that  $\vec{M} = K, M_1$ , where  $M_1$  is some quantity depending on “spin” operator  $i$  [9]. We write the distribution of the values  $\tau, K, M_1$  in the form

$$P_{s,x,c}(\tau, K, M_1) = e^{-sK} e^{-x\tau - cM_1} P(\tau, K, M_1) / Z(s, x, c), \quad (27)$$

where

$$Z(s, x, c) = \sum_{M_1} \sum_K \int_0^\infty d\tau e^{-sK} e^{-x\tau - cM_1} P(\tau, K, M_1). \quad (28)$$

Distributions of the form (27)-(28) were obtained, for example, in [87]. In [54, 55, 85-86] the joint distribution of *FPT* and system energy was obtained.

The value of  $M_1$  depends on the “spin” operator [9]  $i_n$  in  $(t_{w,n}, i_n)$ . Let us assume that the value of  $M_1$  is fixed at the value  $i_n$ . In this case, the value of  $K$  is also fixed. We assume that the values of  $i_n, M_1$ , and  $K$  are sufficiently large for the relation  $Z_K(x, c) \sim e^{g(x,c)}$  to hold. At fixed values of  $M_1$ , the factor  $e^{-cM_1}$  in the denominator and numerator (26) is reduced, the relation is fulfilled

$$\sum_{M_1} P(\tau, M_1, K) = P(\tau, K) = P(\tau|K) P(K) = P_K(\tau) P(K),$$

where the conditional probability formula equal  $P(\tau, K) = P(\tau|K) P(K)$ ,  $P(\tau|K) = P_K(\tau)$  to is used. We equate the conditional probability  $P(\tau|K)$  and the probability  $P_K(\tau)$  from (16)-(18). Thus, the value of  $K$  is fixed in the conditional probability, but then these fixed values of  $K$  are averaged. Integration over  $\tau$  in (28) leads to the expression (18), (19),  $\int_0^\infty d\tau e^{-x\tau} P_K(\tau) = e^{Kg(x)}$ , deformed generators [9]  $T_{x,c}$  (26) act, and partition function (27) takes the form (7)-(9)

$$Z = Z_\tau(s_{\text{ef}}) = \sum_K e^{-K(s-g(x))} P(K), \quad s_{\text{ef}} = s - g(x). \quad (29)$$

From equality (29) we obtain that  $s_{\text{ef}} = s - g(x) = 0$ , in accordance with (21). But for  $s_{\text{ef}} = 0$ , the values of  $s, g(x)$  and  $\gamma$  are not equal to zero. We consider expression (29) as a formal relation; for small values of  $\tau$  (values of  $K$  are large, the *LD* function  $g(x)$  is already used), when the equations for the eigenvalues of a transfer matrix operator  $W_{s,c}$  [9, 34] should take into account other eigenvalues, except for the largest ones, and  $s_{\text{ef}} = s - g(x) \neq 0$ . From expression (29) we find the average values and second moments, and then, after differentiation, we set  $s_{\text{ef}} = s - g(x) = 0$ .

This corresponds to the fact that we pass to the limit of large values of  $\tau$  after taking derivatives and determining the moments, as in the nonequilibrium statistical operator (*NSO*) method [89–91]. In the *NSO* method, calculations are also made for large volumes, and then the passage to the limit  $\varepsilon \rightarrow 0$  is carried out. In [92], it was shown that  $\varepsilon = 1/\bar{T}$ , where  $\bar{T}$  is the average



lifetime of the system. Also, in expressions (30)-(34), at first large, but finite values of  $K$ , corresponding to a large volume, are chosen, and at the end - large values of  $\tau$ , corresponding to large  $FPT \bar{T}$ . Hence, using relation (29), we obtain expressions for the average values and second moments:

$$\bar{K} = - \frac{\partial \ln Z_{s_{ef}}}{\partial s_{ef}} \frac{\partial s_{ef}}{\partial s} \Big|_{\gamma, s_{ef}=0} = \bar{K}_0. \quad (30)$$

From (18)-(19) we have

$$\ln Z_\gamma = \bar{K} g(\gamma), \quad \bar{\tau}_\gamma = -\bar{K} \frac{\partial g(\gamma)}{\partial \gamma}, \quad (31)$$

$$D_K = \langle K^2 \rangle - \langle K \rangle^2 = \frac{\partial^2 \ln Z_{s_{ef}}}{\partial s^2} \Big|_{s_{ef}=0} = D_{K_0} = \langle K_0^2 \rangle - \langle K_0 \rangle^2, \quad (32)$$

$$D_\tau = \langle \tau^2 \rangle - \langle \tau \rangle^2 = \frac{\partial^2 \ln Z_\gamma}{\partial \gamma^2} = \bar{K} \frac{\partial^2 g(\gamma)}{\partial \gamma^2}. \quad (33)$$

The derivative of  $\ln Z(s_{ef})$  (29) with respect to  $\gamma$  leads to the identity

$$\bar{\tau} = - \frac{\partial \ln Z(s_{ef})}{\partial \gamma} = - \frac{\partial \ln Z(s_{ef})}{\partial s_{ef}} \frac{\partial s_{ef}}{\partial \gamma} = \bar{K} \frac{\bar{\tau}}{\bar{K}}, \quad \frac{\partial s_{ef}}{\partial \gamma} = - \frac{\partial g(\gamma)}{\partial \gamma}.$$

Mixed derivatives of  $\ln Z(s_{ef})$  (29) allows one to obtain a correlation between the parameters  $K$  and  $\tau$

$$D_{K\tau} = \langle K\tau \rangle - \langle K \rangle \langle \tau \rangle = \frac{\partial^2 \ln Z_{s_{ef}}}{\partial s \partial \gamma} = \frac{\partial}{\partial \gamma} \left( \frac{\partial \ln Z_{s_{ef}}}{\partial s} \Big|_\gamma \right) = \frac{\partial^2 \ln Z_{s_{ef}}}{\partial s^2} \frac{\partial s_{ef}}{\partial \gamma} = D_{K_0} \frac{\bar{\tau}_\gamma}{\bar{K}_\gamma}. \quad (34)$$

The last relation (34) has not been obtained before. You can write expressions for higher order correlators.

#### 4. Dependence of the first and second moments of distributions on the change in entropy

Expressions (31)-(34) include the parameter  $\gamma$ . In this section, the parameter  $\gamma$  is associated with the total entropy change in the system during the  $FPT$ . Then the moments of random variables  $FPT$  and  $K$  (mean values, variances, correlations) are expressed through the parameter  $\gamma$  and the total change in entropy in the system during the  $FPT$  time.

In this article, for the same thermodynamic quantity, which is conjugate to a random  $FPT$ , different notations are used, namely the notation  $\gamma$  in expressions (21), (31)-(34), and the notation  $x$  in expressions (18)-(20), (27)-(29). This is due to the fact that an attempt is made to connect the results obtained for  $x$ -ensembles in [2, 34], where the notation  $x$  is used, with the results of works [54-55], [85-86], where the notation  $\gamma$  is used. In both cases, in the statistical system the  $FPT$  is considered as a random thermodynamic parameter.

Therefore, in expression (19), where the function  $g(x)$  appears - an  $LD$  function depending on the argument  $x$  from [2, 34], it is possible to replace  $x=\gamma$  using the notation from [85-86]. By relation (21) the argument  $\gamma$  is related to the cumulant  $\theta(s)$ . We express this argument  $\gamma$  in terms of the change in entropy over the  $FPT$  time. The value of  $K$  from (19) is assumed to be proportional to the average value of  $K$  from expression (12). By setting  $s=0$  here, we assume that the random

process  $\tau$  changes accordingly. Let us denote it by  $\tau_0$  at  $s=0$ . When  $s \neq 0$ , the dependence of the parameter  $K$  on the argument  $\gamma$  has the form

$$\langle K \rangle = \langle K_s \rangle = K_\gamma = - \frac{\partial \theta(s)}{\partial s} \Big|_{s=g(\gamma)} \bar{\tau}_\gamma, \quad (35)$$

where  $\tau_\gamma$  is a random process  $\tau$  at  $\gamma \neq 0$ .

For example, for a two-level classical system [34, 35], for which [35]

$$g(\gamma) = -\ln(1 + \gamma a_1 + \gamma^2 a_2), \quad a_1 = \frac{\eta + k}{\eta k}, \quad a_2 = \frac{1}{\eta k}; \quad \theta(s) = \frac{1}{2} [\sqrt{(\eta - k)^2 + 4\eta k e^{-s}} - (\eta + k)], \quad (36)$$

where  $\eta$  and  $k$  are transition rates. In two-level system where there are only two configurations,  $C \in \{0, 1\}$ , and the transition rates are,  $W(0 \rightarrow 1) = k$  and  $W(1 \rightarrow 0) = \eta$ ,

$$\langle K_\gamma \rangle = -\bar{\tau}_\gamma \frac{\partial \theta(s(\gamma))}{\partial s}, \quad K_0 = \langle K_{\gamma=0} \rangle = -\bar{\tau}_{\gamma=0} \frac{\partial \theta(s(\gamma))}{\partial s} \Big|_{\gamma=0}, \quad \bar{K}_0 = \frac{1}{a_1} = \frac{\eta k}{\eta + k} = - \frac{\partial \theta(s)}{\partial s} \Big|_{\gamma=0, s=0}. \quad (37)$$

In [34-35] classical two-level system is described as follows. The operator  $W_s$  is  $W_s = \begin{pmatrix} -\eta & e^{-s}k \\ e^{-s}\eta & k \end{pmatrix}$ ,

where  $W_s = \sum_{C \neq C'} e^{-s} w(C \rightarrow C') |C'\rangle \langle C| - \sum_C R(C) |C\rangle \langle C|$ ,  $W_s$  [2, 8] is deformed operator  $W$  (2) and  $\theta(s)$

(36) is its largest eigenvalue. From  $\theta(s)$  we can extract the cumulants of the activity. For the average activity per unit time, i.e. the average transition rate between the two levels, we obtain (35), (37) as expected. For the case  $k=\eta$  the LD function reduces to  $\theta(s)=\eta(e^{-s/2}-1)$ , which is the cumulant generating function for a Poisson process with rate  $\eta$ . Similarly, the operator  $T_x$  (26) for

this problem reads,  $T_x = \begin{pmatrix} 0 & k/(x+k) \\ \eta/(x+\eta) & 0 \end{pmatrix}$ , and from its largest eigenvalue we obtain the LD

function  $g(\gamma)$  (36). This function  $g$  is indeed the inverse of the function  $\theta$  (36). The cumulants of the total time are obtained from  $g(\gamma)$ . In particular, the average total time, scaled by the number of jumps, is  $\langle \tau \rangle_K / K = -g'(0) = (k + \eta) / k\eta$ , which is the inverse of (37). Analogous relations between the moments of  $K$  in the fixed  $\tau$  ensemble, and those of  $\tau$  in the fixed  $K$  ensemble can be obtained by virtue of Eq. (21).

Let us expand the value  $s \neq 0$ ,  $\langle K \rangle = \langle K_s \rangle = K_\gamma = - \frac{\partial \theta(s)}{\partial s} \Big|_{s=g(\gamma)} \bar{\tau}_\gamma$  (35) into a series in  $\gamma$ ,

limiting ourselves to the linear term. Below we will see that this is enough to determine the value of  $\gamma$  from subsequent expressions in the expansion taking into account the degree of  $\gamma^2$ . To do this, consider the partition function (10), which includes the probability (7)-(8), and expand this probability  $P_{\bar{\tau}_\gamma}$ ,  $\tau = \bar{\tau}_\gamma$  into a series in  $\gamma$  in the neighborhood of  $P_{\bar{\tau}_\gamma|_{\gamma=0}} = P_{\bar{\tau}_0}$ , taking into account the expression obtained from (9)-(10). From expression (8), we obtain, restricting ourselves to the first term in  $\gamma$ ,  $P_\tau(K) = e^{-\tau\varphi(K/\tau)}$ ,  $P_{\bar{\tau}_\gamma} \cong P_{\bar{\tau}_{\gamma=0}} + \gamma(\partial P_{\bar{\tau}_\gamma} / \partial \bar{\tau}_\gamma)(\partial \bar{\tau}_\gamma / \partial \gamma)|_{\gamma=0}$ ,  $\partial P_{\bar{\tau}_\gamma} / \partial \bar{\tau}_\gamma = P_{\bar{\tau}_\gamma} [-\varphi(K/\tau) + (K/\tau)(\partial \varphi(K/\tau) / \partial (K/\tau))]$ ,  $\tau = \bar{\tau}_\gamma$ .

We take the explicit form of the function  $\varphi$  for the two-level classical system from [5]:  $\varphi(k) = 3[k \ln(k/b) - (k-b)]$ ,  $b = 2\Omega/3 = \langle K \rangle / t$ . The calculation carried out gives the result

$$\bar{K}_\gamma = \bar{K}_0 - \gamma B_k, \quad B_k = 6c_3 D_{K_0} / a_1, \quad c_3 = a_1^2 / 2 - a_2 = \frac{k^2 + \eta^2}{2(k\eta)^2}, \quad D_{K_0} = \langle K_0^2 \rangle - \langle K_0 \rangle^2, \quad a_1 = \frac{k + \eta}{k\eta}, \quad a_2 = \frac{1}{k\eta}. \quad (38)$$

Taking into account that  $K_\gamma$  depends on  $\gamma$ , from expressions (19), (38), we obtain

$$\ln Z_\gamma = \bar{K}_\gamma g(\gamma), \quad \bar{\tau}_\gamma = -\frac{\partial \ln Z_\gamma}{\partial \gamma} = -\frac{\partial \bar{K}_\gamma}{\partial \gamma} g(\gamma) - \bar{K}_\gamma \frac{\partial g(\gamma)}{\partial \gamma}. \quad (39)$$

Let's consider changes in entropy. The total change in entropy  $\Delta s_{tot}$  consists of the change in the entropy of the system  $\Delta s_{sys}$  and the exchange of entropy with the environment  $\Delta s_m$

$$\Delta s_{tot} = \Delta s_{sys} + \Delta s_m. \quad (40)$$

Entropy of distribution of the form (27)-(28) [85-86]

$$p_{s\gamma} = e^{-sK - \gamma \tau_\gamma} / Z_{A\gamma}, \quad Z_{A\gamma} = Z(s, \gamma) = Z_s Z_\gamma, \quad (41)$$

$$Z_s = \sum_K e^{-sK} P(K), \quad Z_\gamma = Z_K(\gamma) \equiv \int_0^\infty d\tau e^{-\gamma \tau} P_K(\tau) \Big|_{x=\gamma} = e^{\langle K_\gamma \rangle g(\gamma)}$$

is equal to

$$s_\gamma = s_{sys} = -\langle \ln p_{s\gamma} \rangle = s \langle K_\gamma \rangle + \gamma \langle \tau_\gamma \rangle + \ln Z_{A\gamma}, \quad (42)$$

where the average values are

$$\langle K_\gamma \rangle = -\partial \ln Z_s / \partial s = \langle K_{s=g(\gamma)} \rangle. \quad (43)$$

The partition function (41) differs from expression (29) and is written from expression (28) if the value of  $K$  is from the conditional probability  $P(\tau|K)$  and  $e^{Kg(x)}$  is not averaged over  $K$  (assuming, for example, this value  $K$  is equal to the mean value), as was done in [34], although the approach leading to the expression (29) is more consistent. Quantity (42) is equal to the entropy of the system  $s_{sys}$ , the value  $\langle \tau_\gamma \rangle$  from (39).

In [88], the change in  $K$  activity is associated with the production of entropy in the system and with the exchange of entropy between the system and the environment. With a single transition  $C \rightarrow C'$ , the change in entropy is

$$\Delta s_1(C, C') = \ln[w(C \rightarrow C') / w(C' \rightarrow C)]. \quad (44)$$

where  $w(C \rightarrow C')$  is the rate of the jump process. The change in entropy during the exchange with the medium while moving along the trajectory  $Y_K(C_0 \rightarrow C_1 \rightarrow \dots \rightarrow C_K)$  is

$$\Delta s_m[C(t)] = \sum_{\alpha=1}^K \Delta s_1(C_{\alpha-1}, C_\alpha), \quad (45)$$

as  $K$  changes from  $K_0$  to  $K_\gamma$ ,

$$\Delta s_{m(K_0 K_\gamma)}[C(t)] = \sum_{\alpha=K_0}^{K_\gamma} \Delta s_1(C_{\alpha-1}, C_\alpha), \quad (46)$$

where we sum over all configuration changes. The corresponding dynamical partition function is [88]

$$Z(\lambda, \tau) = \langle e^{-\lambda s_m} \rangle \sim e^{\tau \theta(\lambda)}, \quad (47)$$

where  $\lambda$  is the parameter conjugate to  $s_m$ . In analogy with the activity, the mean entropy production rate in the  $\lambda$ -ensemble is given  $\langle s_m \rangle / \bar{\tau} = -\partial \theta(\lambda) / \partial \lambda$ . Assuming that the quantity  $\Delta s_1 = \Delta s_1(C_{\alpha-1}, C_\alpha)$  is constant, expression (45) takes the form

$$\Delta s_{m(K_0 K_\gamma)}[C(t)] = \Delta s_1(K_\gamma - K_0), \quad (48)$$

where  $K_\gamma = \langle K_\gamma \rangle$ ,  $K_0 = \langle K_{\gamma=0} \rangle$ .

Using expression (39) and the results of [88] (47), we obtain for the term from (40)

$$\begin{aligned}\bar{s}_m &= -\bar{\omega}\partial\theta(\lambda)/\partial\lambda|_{\lambda=0}, \quad \Delta s_m = \bar{s}_m|_{K_0} - \bar{s}_m|_{K_\gamma}, \quad \Delta s_m = (\bar{\tau}_\gamma - \bar{\tau}_0)\partial\theta(\lambda)/\partial\lambda|_{\lambda=0} = \\ &= [\bar{K}_0\partial g(\gamma)/\partial\gamma|_{\gamma=0} - (\bar{K}_0 - \gamma B_k)\partial g(\gamma)/\partial\gamma + B_k g(\gamma)]\partial\theta(\lambda)/\partial\lambda|_{\lambda=0},\end{aligned}\quad (49)$$

$$\langle\tau_\gamma\rangle = -\langle K_\gamma\rangle\partial g(\gamma)/\partial\gamma = -(\Delta s_m/\Delta s_1 + K_0)\partial g(\gamma)/\partial\gamma. \quad (50)$$

We obtain from (21), (40), (41)-(43), (49), (50)

$$\bar{s}_\gamma = \bar{s}_{\text{sys}} = -\langle\ln p_{s\gamma}\rangle, \quad \ln Z_s = \bar{\tau}_\gamma\theta(s), \quad \ln Z_\gamma = \bar{K}_\gamma g(\gamma), \quad (51)$$

$$\bar{s}_0 = \bar{s}_{\text{sys}}|_{\gamma=0} = s\langle K_0\rangle + \ln Z_s|_{\gamma=0} = 0, \quad \gamma = 0, \quad \theta(s) = 0, \quad s = 0, \quad g(\gamma) = 0, \quad (52)$$

$$\Delta\bar{s}_{\text{sys}} = \bar{s}_0 - \bar{s}_\gamma = -s\langle K_\gamma\rangle - \gamma\langle\tau_\gamma\rangle - \ln Z_\gamma - \ln Z_s = -2g(\gamma)\langle K_\gamma\rangle - 2\gamma\langle\tau_\gamma\rangle. \quad (53)$$

Expressions (44)-(47) were obtained in [10] from Gibbs entropy (Shannon entropy). There are different types of entropy. For example, thermodynamic entropy and information entropy. They are not identical to each other. However, many works, for example, [89-91], [93-95], show analogies between these quantities and effectively use their proximity. In general, the formulation of the entropy production problem is not universal. This depends on the dynamic laws governing the system, as well as on the underlying physical system itself.

Let us express the parameter  $\gamma$  in terms of the change in entropy. Using the relation obtained in [88] from the general expression (47) of the theory of large deviations,  $\langle s_m \rangle = -\bar{\omega}\partial\theta(\lambda)/\partial\lambda|_{\lambda=0}$ , assuming  $\lambda=0$  (although arbitrary  $\lambda$  and the biased ensembles of trajectories are possible in [88]), from (49)–(51) we obtain

$$\Delta s_m = [-\bar{K}_0 a_1 + (\bar{K}_0 - \gamma B_k) \frac{a_1 + 2\gamma a_2}{1 + \gamma a_1 + \gamma^2 a_2} - B_k \ln(1 + \gamma a_1 + \gamma^2 a_2)] \frac{\partial\theta(\lambda)}{\partial\lambda}|_{\lambda=0}. \quad (54)$$

Let us expand the expressions from relation (54) into a series in  $\gamma$  up to the power  $\gamma^2$ :

$$\ln(1 + \gamma a_1 + \gamma^2 a_2) = \gamma a_1 - \gamma^2 c_3 + \dots, \quad c_3 = a_1^2/2 - a_2, \quad \frac{a_1 + 2\gamma a_2}{1 + \gamma a_1 + \gamma^2 a_2} = a_1 - \gamma 2c_3 + \gamma^2 a_1(2c_3 - a_2) + \dots \quad (55)$$

If in (53) we used expansions (55), then

$$\Delta\bar{s}_{\text{sys}} = \bar{s}_0 - \bar{s}_\gamma = \Delta\bar{s}_{\text{tot}} - \Delta\bar{s}_m = \gamma^2 2(B_k a_1 + \bar{K}_0 c_3) = \gamma^2 a_s, \quad a_s = 2(B_k a_1 + \bar{K}_0 c_3), \quad \gamma = (\pm)(\Delta\bar{s}_{\text{sys}}/a_s)^{1/2}. \quad (56)$$

Restricting ourselves to linear terms with respect to  $\gamma$  in (54), (55), we obtain

$$\Delta s_m = -2\gamma[\bar{K}_0 c_3 + B_k a_1] \frac{\partial\theta(\lambda)}{\partial\lambda}|_{\lambda=0}, \quad \frac{\partial\theta(\lambda)}{\partial\lambda}|_{\lambda=0} = \mp \frac{1}{a_1}. \quad (57)$$

The sign in (57) depends on whether flows enter the environment (+ sign) or exit the system into the environment (- sign). An approximate expression (48), (38) is written

$$\langle\Delta s_m\rangle \approx (\bar{K}_0 - \bar{K}_\gamma)\langle\Delta s_1\rangle = \gamma B_k \langle\Delta s_1\rangle, \quad (58)$$

where  $\langle\Delta s_1\rangle$  is the mean of the entropy produced in the environment in a single transition  $C \rightarrow C'$ .

Comparing (57) and (58) we get the entropy produced in the environment in a single transition

$$\langle\Delta s_1\rangle = (\pm)2(1 + \bar{K}_0/6D_{K_0}). \quad (59)$$

The plus or minus sign is determined by the square root sign, and physically - by the flow sign: into the system from the environment or vice versa - from the system to the environment.

For further estimates, we need to know the explicit form of the function  $g(\gamma)$ . Let us consider an example of a classical two-level system [34, 35] (a quantum system can also be considered) with a function  $g(\gamma)$  of the form (36). Up to  $\gamma^2$ , from (54)–(55), (57) we obtain

$$\langle\Delta s_m\rangle = \gamma^2(\mp a_m) - \gamma(\mp b_m), \quad a_m = B_k 3c_3/a_1 + \bar{K}_0(2c_3 - a_2), \quad b_m = \bar{K}_0 2c_3/a_1 + 2B_k. \quad (60)$$

Substituting expression (36) into relations (40), (53), (54) leads to a transcendental equation for the parameter  $\gamma$ . If we expand into a series and restrict ourselves to quadratic terms in  $\gamma$ , then from (40), (56), (60) we obtain an equation for  $\gamma$  of the form

$$a\gamma^2 + b\gamma - \Delta s_{tot} = 0, \quad a = a_s + (\mp)a_m, \quad b = -(\mp)b_m. \quad (61)$$

The coefficients of this equation depend on the sign of expressions (54), (57), (60).

The solution of equation (61) has the form

$$\gamma = [\pm \sqrt{b^2 + 4\Delta \bar{s}_{tot} a} - b] / 2a, \quad (62)$$

where the parameters  $a$  and  $b$  from expressions (60), (61), depending on the sign, take the values

$$a_+ = a_s + a_m, \quad a_- = a_s - a_m, \quad b_+ = -b_m, \quad b_- = b_m, \quad a_+ = \langle K_0 \rangle (4c_3 - a_2) + B_k (7a_1 / 2 - 3a_2 / a_1) > 0, \quad (63)$$

$$a_- = \langle K_0 \rangle a_2 + B_k (a_1 / 2 + 3a_2 / a_1) > 0, \quad b_+ < 0, \quad b_- > 0,$$

as for model (36)  $4c_3 - a_2 > 0$ ,  $7a_1 / 2 + 3a_2 / a_1 > 0$ .

If in (62) we choose the + sign in front of the square root, then we get two solutions depending on the signs in (61). Let's denote them

$$1a) \quad \gamma_{1(+)(+)} = [\sqrt{b_+^2 + 4\Delta \bar{s}_{tot} a_+} + b_+] / 2a_+ = [\sqrt{1 + 4\Delta \bar{s}_{tot} a_+ / b_m^2} + 1] b_m / 2a_+ > 0. \quad (64)$$

The subscript 1(+) in (64) denotes the sign before the square root in (62), and the second plus sign corresponds to the sign choice in (61). At  $\Delta s_{tot} = 0$ , expression (64) is equal to  $b_m / a_+ \neq 0$ . Then expressions (56), (60) are not equal to zero, but  $\Delta s_m = -\Delta s_{sys}$ . This is a stationary nonequilibrium state (at  $\Delta s_{tot} = 0$ ) as defined in [96]. In [97] it is shown that  $\gamma \sim \sigma_s$ , the production of entropy in the system;  $\sigma_s \sim \Delta \bar{s}_{sys} / \bar{\tau}_\gamma$ , and  $\gamma \sim q$ , flows in the system (Section 5). This case describes nonequilibrium stationary states when  $\Delta \bar{s}_{tot} = 0$ , but  $\Delta \bar{s}_{sys} \neq 0$ ,  $\Delta \bar{s}_m \neq 0$ ,  $\Delta \bar{s}_{sys} = -\Delta s_m$ , [96]. For the “-” sign in (61), we obtain the solution

$$1b) \quad \gamma_{1(+)(-)} = [\sqrt{1 + 4\Delta \bar{s}_{tot} a_- / b_m^2} - 1] b_m / 2a_- > 0, \quad \Delta \bar{s}_{tot} \geq 0. \quad (65)$$

At  $\Delta s_{tot} = 0$ , expression (65) vanishes. Then expressions (56), (60) also vanish. This is the equilibrium state (at  $\Delta s_{tot} = 0$ ). In expressions (64), (65) there are no restrictions on positive values of  $\Delta s_{tot}$ .

If in (62) we choose the sign “-” in front of the square root, then we also obtain two solutions depending on the signs in (61):

$$2a) \quad \gamma_{2(-)(+)} = [-\sqrt{1 + 4\Delta \bar{s}_{tot} a_+ / b_m^2} + 1] b_m / 2a_+ < 0, \quad (66)$$

$$2b) \quad \gamma_{2(-)(-)} = [-\sqrt{1 + 4\Delta \bar{s}_{tot} a_- / b_m^2} + 1] b_m / 2a_- < 0, \quad \Delta \bar{s}_{tot} \geq 0. \quad (67)$$

For negative values of  $\gamma$ , the convergence condition of the Laplace transform of the *FPT* distribution, partition function  $Z_\gamma$  from (41), must be satisfied. For example, for the Laplace transform of an exponential distribution of the *FPT* with mean value  $\tau_0$ , the condition  $\gamma < 0$ ,  $\gamma + 1 / \tau_0 > 0$  must be satisfied. In this case (66), the change in entropy is limited by the relation

$$\gamma_{2(-)(+)} + 1 / \tau_0 > 0, \quad \tau_0 = K_0 a_1, \quad \Delta s_{tot} < (a_+ / \tau_0 + b_m) / \tau_0. \quad (68)$$

In case 2b) (67), for the convergence of  $Z_\gamma$ , the condition  $\Delta s_{tot} < (a_- / \tau_0 - b_m) / \tau_0$  must be satisfied. For the parameter values chosen below, the right side of this expression is negative. Since the total

entropy change is non-negative, the values 2b) (67) are not realized. For case 2a) (66), condition (68) leads to a constraint of the form  $d < 0.037$  for numerical values of the parameters from [35].

If we substitute  $\Delta \bar{s}_{tot} = 0$  into equation (61), then we obtain the equation for  $\gamma$ ,

$$\gamma[\gamma(a_s \mp a_m) \pm b_m] = 0. \quad (69)$$

The first root of this equation is  $\gamma=0$ . Substituting this root into expressions (53), (56), (60) gives that  $\Delta \bar{s}_{sys} = \Delta \bar{s}_m = 0$ . This situation describes an equilibrium state 1b) (65), 2a) (66). The second root of equation (69) is  $\gamma = \mp b_m / (\mp a_m + a_s)$ . In this case  $\Delta \bar{s}_{sys} \neq 0$ ,  $\Delta \bar{s}_m \neq 0$ , but  $\Delta \bar{s}_{tot} = 0$ . This is a stationary non-equilibrium state 1a). State 2b) (67) not realized. It can be seen from (36) that at  $\gamma = 0$ ,  $s = 0$ . This case corresponds to a phase transition [2, 13]. When the dynamics has two phases, an active one for  $s < 0$  and an inactive one for  $s > 0$  [2, 13]. The used model (36) leads to the existence of two equilibrium states, one of which (65) is possible in any range of entropy changes, and the second is possible only in a narrow range of entropy changes defined by expression (68). A stationary nonequilibrium state was also obtained, in which the values  $\gamma = 0$ ,  $s = 0$  are not reached, and no phase transition occurs. Thus, the system has an active phase (65) with  $\gamma > 0$ ,  $s < 0$  and an inactive phase (66) with  $\gamma < 0$ ,  $s > 0$  which is limited. The transition between them occurs with a change in the branch  $\gamma$  from (65) to (66) and back through the equilibrium state, in which  $s = 0$ ,  $\Delta \bar{s}_{tot} = \Delta \bar{s}_{sys} = \Delta \bar{s}_m = 0$ . In addition, there is an active phase (64)  $\gamma > 0$ ,  $s < 0$ , a stationary nonequilibrium state without a phase transition.

If we consider not the average, but the random total change in entropy, then this value can be negative, not exceeding the Boltzmann constant. Then the exchange of entropy with the medium should be considered as a random variable.

Let us illustrate the obtained results of dependences on entropy change. Let us write out the ratios according to which Figures 1-3 were built. A two-level model (36) is used with the values of the parameters  $\eta=5$ ,  $k=1.25$ , as in [35]. Value  $K_0=100$ . From (30)-(34) we have (at  $\bar{K}_\gamma \approx \bar{K}_0$ )

$$\bar{T} = \bar{\tau}_\gamma \approx \bar{K}_0 \frac{\partial g(\gamma)}{\partial \gamma} = \bar{K}_0 \frac{a_1 + 2\gamma a_2}{1 + \gamma a_1 + \gamma^2 a_2} = 10^2 \frac{1 + 0.32\gamma}{1 + \gamma + 0.16\gamma^2}, \quad \bar{K}_0 = 100, \quad (70)$$

$$D_{K_0} = \frac{\eta k(\eta^2 + k^2)}{(\eta + k)^3} \bar{T}_0 = 0.68 \bar{T}_0 = 0.68 \bar{K}_0, \quad \bar{T}_0 = \bar{K}_0 a_1, \quad D_T = \bar{K}_0 \frac{2(c_3 + \gamma a_1 a_2 + \gamma^2 a_1 a_2)}{(1 + \gamma a_1 + \gamma^2 a_2)^2}, \quad a_1 = 1, \quad (71)$$

$$CorrTk = \langle Tk \rangle - \langle T \rangle \langle k \rangle = 0.68 \bar{K}_0 \frac{a_1 + 2\gamma a_2}{1 + \gamma a_1 + \gamma^2 a_2}, \quad (72)$$

where  $\bar{T}$  is the average *FPT*,  $D_{K_0} = \langle K_0^2 \rangle - \langle K_0 \rangle^2$  is the variance of  $K_0$ ,  $D_T = \langle T^2 \rangle - \langle T \rangle^2$  is the variance of *FPT*, *CorrTk* is the correlation between  $T$  and  $k$ . The value of  $\gamma$  in (70)-(72) can be of the form (64) - (66). For model (36) with parameter values  $\eta=5$ ,  $k=1.25$ , the values (64)-(66) are:

$$\gamma_{1(+)(+)} = 0.32[\sqrt{1+1.72d} + 1], \quad \gamma_{1(+)(-)} = 1.13[\sqrt{1+0.5d} - 1], \quad \gamma_{2(-)(+)} = 0.32[1 - \sqrt{1+1.72d}], \quad d = \Delta \bar{s}_{tot} / \bar{K}_0. \quad (73)$$

Figures 1-3 shows the behavior of the average *FPT*  $\bar{T}$  (70), dispersions of *FPT* (71) and correlator (72) depending on  $\gamma_{1(+)(+)}$ ,  $\gamma_{1(+)(-)}$ ,  $\gamma_{2(-)(+)}$  (73) and parameter  $d = \Delta \bar{s}_{tot} / \bar{K}_0$ .

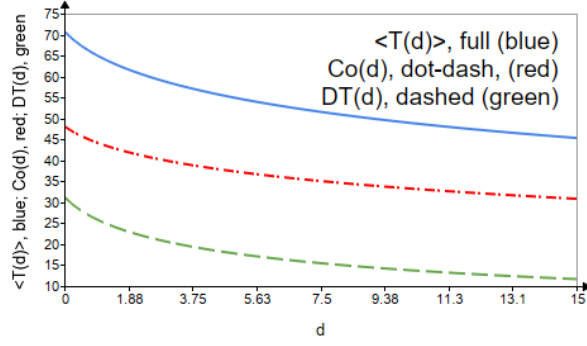


Fig. 1. The behavior of  $\langle T(d) \rangle$  (69) [full (blue)],  $DT(d)=D_T(d)$  (70) [dashed (green)],  $CorrTk(d)=Co(d)$  (71) [dot-dash (red)] at  $\gamma=\gamma_{I(+)(+)}(64)$ , (73) from  $d=\Delta\bar{s}_{tot}/\bar{K}_0$  in the range  $0<d<15$ .

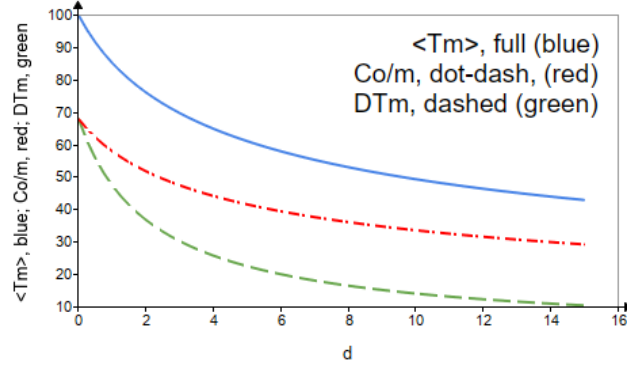


Fig. 2. The behavior of  $\langle Tm(d) \rangle = \langle T(d) \rangle$  (70) [full (blue)],  $DTm(d)=D_T(d)$  (70) [dashed (green)],  $CorrTk(d)=Co/m(d)$  (72) [dot-dash (red)] at  $\gamma=\gamma_{I(+)(-)}(65)$ , (73) from  $d=\Delta\bar{s}_{tot}/\bar{K}_0$  in the range  $0<d<15$ .

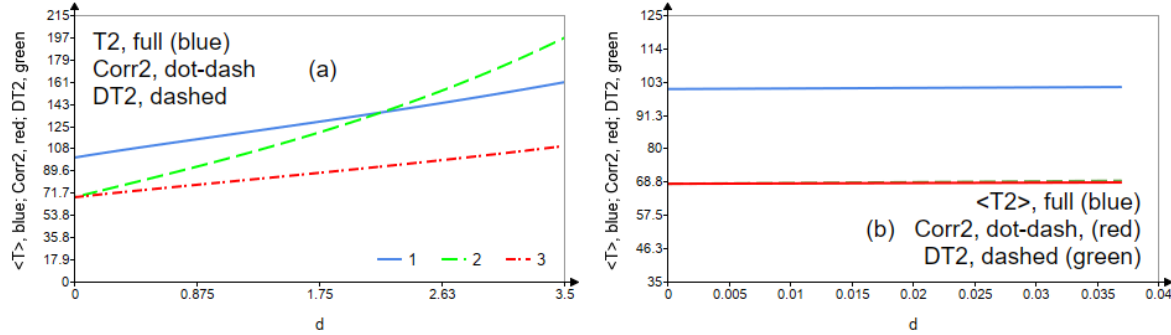


Fig. 3. The behavior of  $\langle T(d) \rangle = T2$  (70) [full (blue)],  $DT2(d)=D_T(d)$  (71) [dashed (green)],  $CorrTk(d)=Corr2(d)$  (72) [dot-dash (red)] at  $\gamma=\gamma_{2(-)(+)}(66)$ , (73) from  $d=\Delta\bar{s}_{tot}/\bar{K}_0$  in the range  $0<d<3.5$  (Fig. 3a), and in the range  $0<d<0.037$  (Fig. 3b) corresponding to the convergence of the Laplace transform of the FPT distribution  $Z_\gamma$ , obtained from (68).

We write the dependence of the average activity  $\bar{K}_\gamma$  on the parameter  $\gamma$  in the form

$$\bar{K}_\gamma \approx -\bar{\tau}_0 \frac{\partial \theta(s)}{\partial s} \Big|_{s=g(\gamma)} = \bar{\tau}_0 \frac{\eta k (1 + a_1 \gamma + a_2 \gamma^2)}{(\eta + k) \sqrt{1 + 4\eta k (a_1 \gamma + a_2 \gamma^2) / (\eta + k)^2}} = \bar{K}_0 \frac{1 + a_1 \gamma + a_2 \gamma^2}{\sqrt{1 + 4(a_1 \gamma + a_2 \gamma^2) / (\eta + k)}}, \quad (74)$$

$$e^{-s} = 1 + a_1 \gamma + a_2 \gamma^2$$

On Figure 4 shows the behavior of  $\bar{K}_\gamma$  (74) depending on  $\gamma_{I(+)(+)}(72)$   $\bar{K}_{\gamma_{1+}}$ ,  $\gamma_{I(+)(-)}(72)$   $\bar{K}_{\gamma_{1-}}$ , at  $\gamma > 0$ ,  $s < 0$  (active phase) and on  $\gamma_{2(-)(+)}(73)$   $\bar{K}_{\gamma_{2+}}$ , at  $\gamma < 0$ ,  $s > 0$  (inactive phase) in scale  $0<d<5$ , Fig. 4a;  $\bar{K}_{\gamma_{1-}}$ ,  $\bar{K}_{\gamma_{2+}}$  at a scale of  $0<d<0.037$  (Fig. 4b), corresponding to the convergence of

the Laplace transform of the *FPT* distribution  $Z_\gamma$ , obtained from (68). Similar dependencies (but from  $s$ , not from  $\gamma$ ) were obtained in [2, 13].

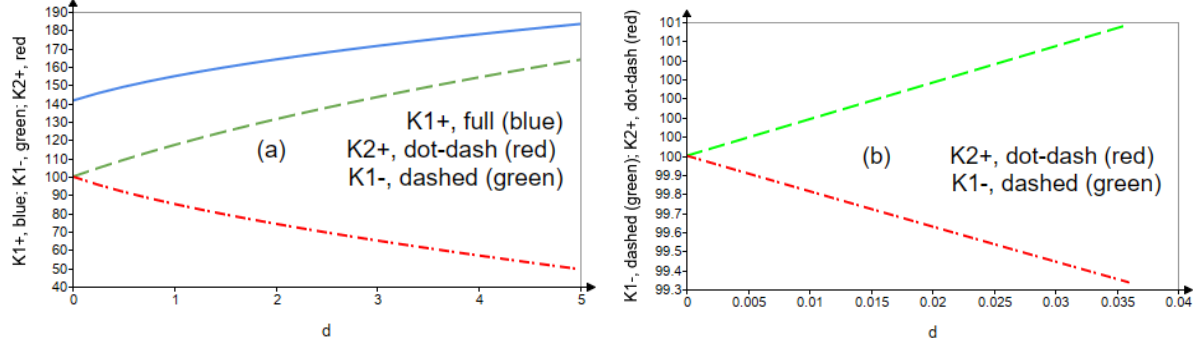


Fig. 4. The behavior of  $\bar{K}_\gamma$  (74) from  $d = \Delta \bar{s}_{tot} / \bar{K}_0$  depending on  $\gamma_{I(+)(+)} (72)$ ,  $\bar{K}_{\gamma_{1+}} = KI+$  [full (blue)], depending on  $\gamma_{I(+)(-)} (73)$ ,  $\gamma > 0$ ,  $s < 0$  (active phase),  $\bar{K}_{\gamma_{1-}} = KI-$  [dashed (green)], and on  $\gamma_{2(-)(+)} (73)$ ,  $\bar{K}_{\gamma_{2+}} = K2+$  [dot-dash (red)],  $\gamma < 0$ ,  $s > 0$  (inactive phase). Panel (a) shows  $\bar{K}_{\gamma_{1+}}$ ,  $\bar{K}_{\gamma_{1-}}$ ,  $\bar{K}_{\gamma_{2+}}$  in the range  $0 < d < 5$ . Panel (b) shows  $\bar{K}_{\gamma_{1-}}$ ,  $\bar{K}_{\gamma_{2+}}$  from  $d = \Delta \bar{s}_{tot} / \bar{K}_0$  in the range  $0 < d < 0.037$  (Fig. 4b) corresponding to the convergence of the Laplace transform of the *FPT* distribution  $Z_\gamma$ , obtained from (68).

Calculations Figs. 1-4 were carried out using expression (41), with a statistical sum of the form  $Z_{A_\gamma} = Z(s, \gamma) = Z_s Z_\gamma$ ,  $Z_s = \sum_K e^{-sK} P(K)$ ,  $Z_\gamma = Z_K(\gamma) \equiv \int_0^\infty d\tau e^{-\gamma\tau} P_K(\tau) \big|_{x=\gamma} = e^{\langle K_\gamma \rangle g(\gamma)}$ . If we calculate using expression (29), in which the partition function is equal to  $Z = Z_\tau(s_{ef}) = \sum_K e^{-K(s-g(\gamma))} P(K)$ ,  $s_{ef} = s - g(\gamma)$ , and at large times  $Z_\tau(s_{ef})_{\tau \rightarrow \infty} \rightarrow 1$ , then expressions (73) are written as

$$\gamma_{0I(+)(+)} = 0.47[\sqrt{1+1.2d} + 1], \quad \gamma_{0I(+)(-)} = 0.35[-\sqrt{1-0.07d} + 1], \quad \gamma_{02(-)(+)} = 0.47[1 - \sqrt{1+1.2d}], \quad d = \Delta \bar{s}_{tot} / \bar{K}_0. \quad (75)$$

The designation 0 indicates that  $\ln Z_\tau(s_{ef})_{\tau \rightarrow \infty} \rightarrow 0$ . On Figs. 5-8 show the results of calculations with expressions (29), (75) corresponding to Figs. 1-4 obtained using expressions (41), (73). The behavior of the parameters  $\gamma$  does not change qualitatively. As in case (73), for case 1a) the quantity  $\gamma_{0I(+)(+)}$  describes the system in a stationary nonequilibrium state, for quantities 1b), 2a)  $\gamma_{0I(+)(-)}$  and  $\gamma_{02(-)(+)}$  equilibrium states are possible, and the value  $\gamma_{02(-)(-)}$  is not realized. Application of relation (68) to expressions (75) shows that for 1a) and  $\gamma_{0I(+)(+)} (68)$  is satisfied for all positive values of  $d$ . The same applies to case 1b) and  $\gamma_{0I(+)(-)}$ . But the condition for the positivity of the radical expression gives the condition  $d < 14.3$ . For case 2a) and  $\gamma_{02(-)(+)}$ , condition (68) is satisfied for  $d < 0.36$ . But for partition function (29), the convergence condition differs from (68). Therefore, the question of the existence of the values  $\gamma_{02(-)(-)}$  and the boundaries of the value  $\gamma_{02(-)(+)}$  requires a separate study. Considering the closeness of the results obtained when using partition functions (41) and (29), we can assume that expression (68) can also be used to estimate the convergence of relation (29).



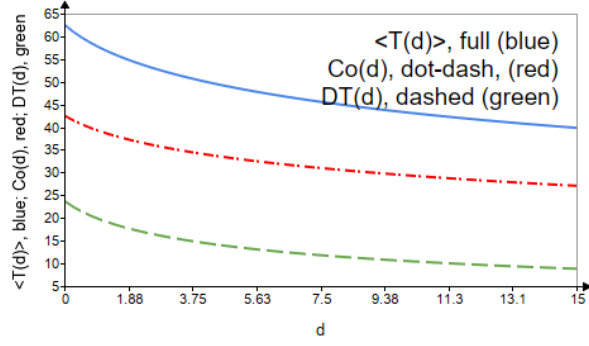


Fig.5. The behavior of  $\langle T(d) \rangle$  (70) [full (blue)],  $DT(d)=D_T(d)$  (71) [dashed (green)],  $CorrTk(d)=Co0(d)$  (72) [dot-dash (red)] at  $\gamma=\gamma_{0I(+)(+)}$  (64), (75) from  $d = \Delta\bar{s}_{tot} / \bar{K}_0$  in the range  $0 < d < 15$ .

It can be seen that the first and second moments of  $FPT$ , the correlation of  $FPT$  and activity  $K$  behave in the same way as in Fig. 1, slightly shifting in height.

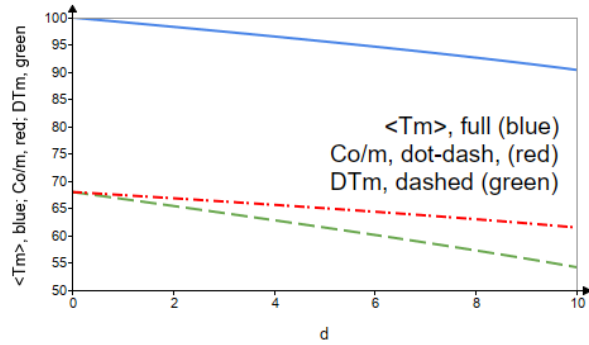


Fig.6. The behavior of  $\langle T0m(d) \rangle = \langle T(d) \rangle$  (70) [full (blue)],  $D0Tm(d)=D_T(d)$  (71) [dashed (green)],  $Corr0Tk(d)=Co0m(d)$  (72) [dot-dash (red)] at  $\gamma=\gamma_{0I(+)(+)}$  (65), (75) from  $d = \Delta\bar{s}_{tot} / \bar{K}_0$  in the range  $0 < d < 10$ .

If Fig. 5 for partition function (28) almost completely repeats the behavior of Fig. 1 for partition function (41), then Fig. 6 for partition function (29) differs from Fig. 2 for the partition function (41) by a slower decay of the dependence on  $d \sim \Delta s_{tot}$ . But the general nature of dependence remains.

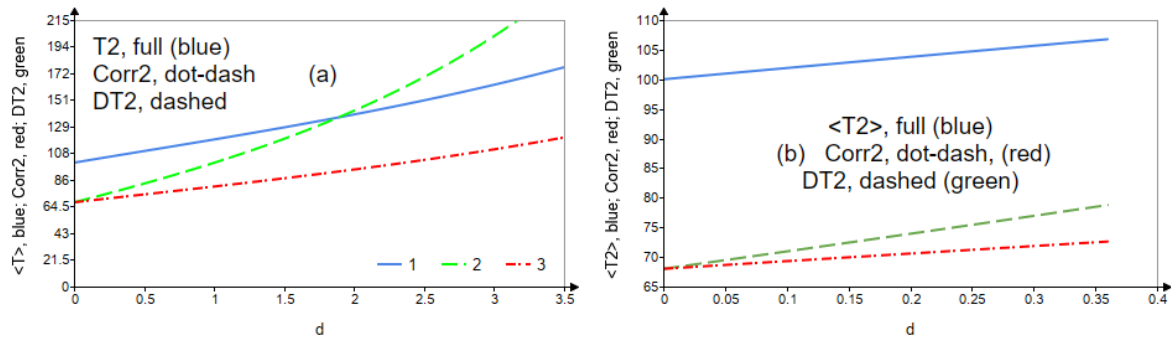


Fig.7. The behavior of  $\langle T(d) \rangle = T02$  (70) [full (blue)],  $DT02(d)=D_T(d)$  (71) [dashed (green)],  $CorrTk(d)=Corr02(d)$  (72) [dot-dash (red)] at  $\gamma=\gamma_{02(-)(+)}$  (66), (75) from  $d = \Delta\bar{s}_{tot} / \bar{K}_0$  in the range  $0 < d < 3.5$  (Fig 7a)) and  $0 < d < 0.36$  (Fig. 7b)).

Fig. 7b) corresponded to the convergence of the Laplace transform of the  $FPT$  distribution  $Z_\gamma$ , obtained from (68).

In this case, there is almost complete agreement with Fig. 3. Curves in Fig. 7b grow faster than in Fig. 3b). The same is true with behavior  $\bar{K}_\gamma$ .

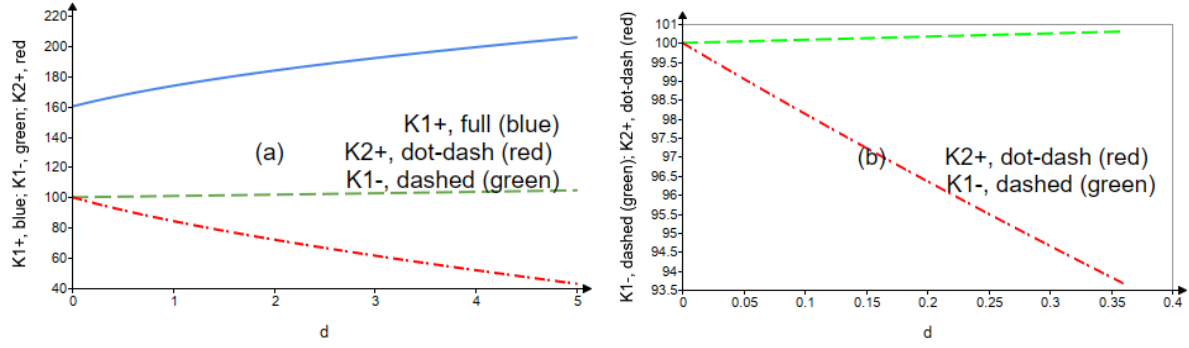


Fig. 8. The behavior of  $\bar{K}_\gamma$  (74) from  $d = \Delta\bar{s}_{tot} / \bar{K}_0$  depending on  $\gamma_{I(+)(+)} (75)$ ,  $\bar{K}_{\gamma1+} = K1+$  [full (blue)], depending on  $\gamma_{I(+)(-)} (75)$ ,  $\gamma > 0$ ,  $s < 0$  (active phase),  $\bar{K}_{\gamma1-} = K1-$  [dashed (green)], and on  $\gamma_{2(-)(+)} (75)$ ,  $\bar{K}_{\gamma2+} = K2+$  [dot-dash (red)],  $\gamma < 0$ ,  $s > 0$  (inactive phase). Panel (a) shows  $\bar{K}_{\gamma1+}$ ,  $\bar{K}_{\gamma1-}$ ,  $\bar{K}_{\gamma2+}$  in the range  $0 < d < 5$ . Panel (b) shows  $\bar{K}_{\gamma1-}$ ,  $\bar{K}_{\gamma2+}$  from  $d = \Delta\bar{s}_{tot} / \bar{K}_0$  in the range  $0 < d < 0.36$  (Fig. 8b) corresponding to the convergence of the Laplace transform of the *FPT* distribution  $Z_\gamma$ , obtained from (68).

It can be seen that the results also close with the results of Fig. 4. The general character of the behavior of the curves is preserved, differing in the details of the rate of decline and growth.

Thus, the results obtained using the calculations using expressions (29) and (41) are close, although the partition functions differ from each other. When deriving expression (29), fewer assumptions were made. Therefore, this expression may be more preferable.

## 5. Other possibilities for determining the parameter $\gamma$ . Physical meaning of the parameter $\gamma$

Above, the parameter  $\gamma$  was associated with a change in the entropy of the system. In the general case, changes in entropy caused by the exchange of entropy with the environment should be taken into account, as was done, for example, in Section 4. In addition to the above expression for the parameter  $\gamma$  through a change in entropy, there are other possibilities for determining the parameter  $\gamma$ . Let's point out some of them.

1. In [54-55, 86] a distribution with random parameters of energy  $u$  and *FPT*  $T_\gamma$  is written. From this distribution, expressions for the internal entropy  $s_\gamma$  and the differential of this quantity are obtained:

$$s_\gamma = -\langle \ln \rho(z; u, T_\gamma) \rangle = \beta \langle u \rangle + \gamma \langle T_\gamma \rangle + \ln Z(\beta, \gamma); \quad ds_\gamma = \beta d\langle u \rangle + \gamma d\langle T_\gamma \rangle. \quad (76)$$

From (76) we obtain

$$\gamma = \frac{\partial s_\gamma}{\partial \langle T_\gamma \rangle_{|u}} = -\frac{\partial \langle u \rangle}{\partial \langle T_\gamma \rangle_{|s_\gamma}} \left( \frac{\partial \langle u \rangle}{\partial s_\gamma} \right)^{-1} = -\frac{1}{T} \frac{\partial \langle u \rangle}{\partial \langle T_\gamma \rangle_{|s_\gamma}}, \quad \beta = \frac{\partial s_\gamma}{\partial \langle u \rangle_{|T_\gamma}}, \quad (77)$$

$$\frac{\partial \langle u \rangle}{\partial \langle T_\gamma \rangle_{|s_\gamma}} = \frac{\partial \langle u \rangle}{\partial \beta} \frac{\partial \beta}{\partial \langle T_\gamma \rangle_{|s_\gamma}} + \frac{\partial \langle u \rangle}{\partial \gamma} \frac{\partial \gamma}{\partial \langle T_\gamma \rangle_{|s_\gamma}}.$$

The expressions for  $\gamma$  and  $\beta$  are symmetrical. It is possible to further transform expression (77).

2. Expansion in series in  $\gamma$  of expression (76) for the internal entropy of the distribution from [54-55, 86] gives the relation

$$\Delta s \approx \frac{1}{2} \gamma^2 D_{T_0}, \quad D_{T_0} = \langle T_0^2 \rangle - \langle T_0 \rangle^2, \quad \bar{T}_0 = \bar{T}_{\gamma=0}, \quad -\Delta s = -\langle \ln \rho(\beta, \gamma) \rangle - \langle \ln \rho(\beta, \gamma=0) \rangle, \quad (78)$$

where  $\rho(\beta, \gamma)$  is the distribution from [54-55, 86], containing *FPT*  $T_\gamma$  and the conjugate parameter  $\gamma$  of the form  $\rho(\beta, \gamma) = \exp\{-\beta u - \gamma T_\gamma\} / Z(\beta, \gamma)$ ,  $Z(\beta, \gamma) = \int e^{-\beta u - \gamma T_\gamma} dz = \iint du dT_\gamma \omega(u, T_\gamma) e^{-\beta u - \gamma T_\gamma}$ ,  $\rho(\beta, \gamma=0) = \exp[-\beta u] / Z_\beta$ ,  $Z_\beta = \int \exp[-\beta u] dz$ . Let us use the thermodynamic uncertainty relation (*TUR*) for *FPT*, a quantity associated with flow, use *TUR* [100] according to which  $2T_0^2/D_{T_0} \sim T_0 \bar{\sigma}$ ,  $\bar{\sigma}$  is the average entropy production, then substituting this expression into the expression  $\Delta s \approx \frac{1}{2} \gamma^2 D_{T_0}$  with  $\Delta s = \sigma T_0$ , we get

$$\gamma \sim \bar{\sigma}. \quad (79)$$

The sign of proportionality, and not equality, is here because, firstly, expression (78) is approximate, and, secondly, *TUR* gives only estimated relationships.

The same estimate for the parameter  $\gamma$ , coinciding with (79) in the stationary case, was obtained in [97] using the nonequilibrium statistical operator method [89-91] and an approximation of the form  $\ln \rho_w(t) = \ln \rho_{rel}(t, 0) - \langle t - t_0 \rangle \hat{\sigma}_{st}$ , where  $\rho_w(t)$  is a nonequilibrium statistical operator (*NSO*),  $\rho_{rel}(t, 0)$  - the relevant [90] (or quasi-equilibrium) distribution,  $t$  is the current moment of time and  $t_0$  is the random initial moment.

Another case of expressing the function  $\gamma$  from relation (78)  $\gamma = (2\bar{T} / D_{T_0})^{1/2} \sigma^{1/2} \sim \sigma$  can be obtained using the relations of extended nonequilibrium thermodynamics (*EIT*), namely, the expression  $\sigma^s = \frac{1}{\lambda \theta^2} q q$  and *TUR*  $2T_0^2/D_{T_0} \sim T_0$ . Substituting this expression and  $\sigma = \sigma^s$  into (78), we obtain

$$\gamma = (2\Delta s / D_{T_0})^{1/2} = (2\sigma^2)^{1/2} \sim \sigma. \quad \text{From (78) and the expression } \sigma^s = \frac{1}{\lambda \theta^2} q q \text{ for } \theta \approx T \text{ we obtain that}$$

$$\gamma = (2T_0 / D_{T_0} \lambda T^2)^{1/2} q = a q, \quad a = (2T_0 / D_{T_0} \lambda T^2)^{1/2}, \quad (80)$$

where  $\lambda$  is the thermal conductivity coefficient,  $T$  is the temperature. The above recording is not strict, but evaluative, semi-qualitative.

From a comparison with *NSO* we obtain the proportionality of the parameter  $\gamma$  to the entropy production  $\sigma$  (79), and from a comparison with *EIT* we obtain the proportionality of the parameter  $\gamma$  to the flows  $q$  (80). In the case of *NSO* and expression (79), small values of the parameter  $\gamma$  and large *FPT* times are estimated, and memory effects are not taken into account. For *EIT*, expression (80) is also valid for small values of the parameter  $\gamma$ ; an expression of the form  $\sigma = \sigma^s$  from *EIT* is considered. Apparently, it is necessary to conduct a more detailed and detailed mathematical study of these cases. Here we carry out a qualitative estimate of the parameter  $\gamma$ . The importance of the parameter  $\gamma$ , comparable to the temperature parameter, was noted above. Unfortunately, this parameter  $\gamma$  is practically unknown and does not appear in any studies. The physical situation with the parameter  $\gamma$  may be related to what time scale the system is on, what physical situation is being considered, etc.

3. Another possibility for estimating the parameter  $\gamma$  is related to thermodynamics of trajectories. Relations (21) give expressions for  $\gamma$ . In [35] consider trajectory observables defined in terms of the jumps in a trajectory with cumulant

$$\theta(s) = \langle k \rangle (e^{-s \langle a \rangle / \langle k \rangle} - 1), \quad \langle k \rangle = \sum_{xy} \rho_x w_{xy}, \quad \langle a \rangle = \sum_{xy} \alpha_{xy} \rho_x w_{xy}. \quad (81)$$

where  $\rho_x$  is the stationary distribution. In [35] consider continuous-time Markov chain  $X := (X_t)_{t \geq 0}$  taking values in the finite state space  $E$  with generator  $W = \sum_{x \neq y} w_{xy} |x\rangle\langle y| - \sum_x w_{xx} |x\rangle\langle x|$ , with  $x, y \in E$ . We assume that  $X$  is irreducible with unique invariant measure (i.e., stationary state)  $\rho$ . We are interested in studying fluctuations of observables of the trajectory  $X$  of the form

$$A(\omega) = \sum_{xy} \alpha_{xy} Q_{xy}(\omega), \quad (82)$$

where  $Q_{xy}(\omega)$  is the number of jumps from  $x$  to  $y$  in trajectory  $\omega$ . We will assume all  $\alpha_{xy} \geq 0$ . This means that  $A(\omega)$  is non-negative and nondecreasing with time.

From (81) we have

$$\gamma = \theta(s) = \langle k \rangle (e^{-s\langle a \rangle_{\pi+}/\langle k \rangle} - 1) \approx \langle k \rangle (-s\langle a \rangle_{\pi+} / \langle k \rangle + \dots).$$

In this case, the parameter  $\gamma$  is expressed not through the change in entropy, but through the parameter  $s$ . If we use equality (10),  $\theta(s) = \ln Z_\tau(s) / \tau$ , and assume that the parameter  $\tau$  is equal to the average value depending on  $\gamma$ , use the expression for the average  $\tau$  obtained in [101] for the

$\theta(s)$  form (81),  $\langle \tau_\gamma(x) \rangle = \frac{x}{\langle a \rangle_{\pi+}} \frac{1}{(1 + \gamma / \langle k \rangle)}$ ,  $x$  is the value that is achieved by the random process

(82), then we obtain an equation for  $\gamma$  with the solution

$$\gamma = \frac{(s_\tau - s\langle K \rangle) / \tau_0}{(1 - (s_\tau - s\langle K \rangle) / \tau_0 \langle k \rangle)}, \quad \tau_0 = x / \langle a \rangle. \quad (83)$$

In expression (83)  $x = \langle K \rangle$ , and the quantity  $\ln Z_\tau(s)$  is expressed in terms of free energy and in terms of  $s_\tau - s\langle K \rangle$ , where  $s_\tau$  is the entropy of the distribution with thermodynamic partition function (9). Thus, the parameter  $\gamma$  is also associated with entropy, but a special case of it. For other functions  $\theta(s)$ , for example, for a two-level classical system (36), similar relations are valid. The entropy  $s_\tau$  remains unknown. Calculating  $s_\tau$  as Shannon entropy leads again to  $\ln Z_\tau(s)$ . This value should be assessed from other considerations. The situation is similar for determining the parameter  $\gamma$  from expression (19), where the partition function  $Z_K(\gamma)$  can be specified as the Laplace transform of the probability density of the *FPT* distribution. For example, for a two-level classical system (36) you can specify a superposition of two exponential distributions. Then from expression (19) we obtain an equation for determining the parameter  $\gamma$ . If you set the boundary  $x = A$ , where  $A$  is the observable from (82), then the parameter  $\tau_0 = \langle \tau(\gamma) \rangle_{\gamma=0}$  remains unknown, which will also need to be found from other conditions.

## 6. Conclusion

In [85-86] *FPT* is considered as an independent thermodynamic variable present in the statistical ensemble. A similar situation arises in the thermodynamics of trajectories, when trajectories with random time (*FPT*) are studied [35], and the explicit form of the partition function is determined using the theory of large deviations with *LD* functions. The dependences of the average value of *FPT*, dispersions of *FPT* and dynamic activity, correlation between *FPT* and dynamic activity on the total entropy change, consisting of intrasystem entropy production and entropy exchange with the environment, are found.

In [86], the Gibbs canonical ensemble was generalized to a nonequilibrium situation by introducing an additional thermodynamic parameter *FPT*. In the thermodynamics of trajectories, a similar procedure is carried out for  $x$ -ensembles (see, for example, [34, 35]). In this paper, the approach of paper [86] for determining the dependence of the mean *FPT* on the change in entropy is applied to the formalism of thermodynamics of trajectories. The joint distribution for the dynamic activity  $K$  (in this case generalizations to other counting observables are also possible) and *FPT* are considered. If in [86] the random variables energy and *FPT* are assumed to be independent, the statistical sum is divided into two factors, the correlation between energy and *FPT* is equal to zero, then in this article the dependence between random distribution parameters is determined. When using the theory of large deviations for large values of dynamic activity  $K$ , when the distribution for *FPT* is written in the form of an *LD* function, the case of relatively small values of *FPT* is considered, an expression for the partition function of the form (29) depending on  $s_{ef}$  (29) is obtained. The first and second moments of random variables are determined, including the correlation between the dynamic activity of  $K$  and *FPT*. After that, larger *FPT* values are assumed when  $s_{ef}=0$ .

The difference between this article and article [34] is that averaging is carried out over fixed values of  $K$ . One of the results of this approach is the emergence of the possibility to find an expression for the correlation between the values of  $K$  and  $\tau$ . It is intuitively clear that such a correlation exists: the larger the *FPT*, the more events occur during this time. However, for fixed values of  $K$  this correlation is zero.

If the parameter  $\gamma$  with a positive sign in front of the square root in the solution of the quadratic equation (62) is positive and not limited, then the parameter  $\gamma$  with a negative sign is negative and is limited by the convergence of the Laplace transform of the *FPT* distribution (41) or distribution (29); this value is small, which significantly reduces the possibility of increasing the *FPT*.

If the dependences, for example, of the average value of *FPT* on the total change in entropy, which may include control actions, are known, then we can consider the possibilities of optimal control. In this article, some general regularities of such a process are obtained.

With entropy flowing into the system and a negative sign in front of the square root, the average value of the *FPT* (as well as the dispersion of the *FPT* and the correlation between *FPT* and  $T$ ) increases. However, an increase in the average value of *FPT* is possible only within limited limits of convergence of the Laplace transform of the *FPT* distribution, when condition (68) is satisfied. As can be seen from Figs 3b) and 7b), the average value of *FPT* in this range changes insignificantly. The dependences of the *FPT* moments on the change in entropy are calculated for two models of the partition function calculated using expressions (41) and (29). A close behavior of the dependences of the *FPT* moments for both partition functions is obtained. For partition function (29), one should use not condition (68), but the condition of convergence of expression (29). Condition (68) can be considered as an approximation for estimates (29), if we assume that the results obtained from expressions (41) and (29) are close.

The case of solutions of equations for the dependence of the parameter  $\gamma$  on the change in entropy, which corresponds to stationary nonequilibrium states, is also considered. In this case, zero and negative values of  $\gamma$  are not realized, there are only positive values of  $\gamma$  and the first and second moments of the distributions of activity and *FPT* corresponding to them. There is no phase transition, which occurs during the transition through the equilibrium state and the transition of the system from one branch of  $\gamma$  values to another.

Above, we noted the analogy between thermodynamics of trajectories and the method of nonequilibrium statistical operator. Both theories take into account the history of the system. At the same time, there are differences. Thus, time averaging is carried out in various ways. In thermodynamics of trajectories, the theory of large deviations is used, and in the *NSO* method only the principle of maximum entropy is used.

The results obtained are valid for a simple the classical two-level system (36). For other systems, with other functions  $g(\gamma)$ , the results may differ. So, apparently, not for all systems such a monotonous decrease in moments occurs at  $\gamma_{I(+)(+)}$ ,  $\gamma_{I(+)(-)}$ , as in Fig. 1-2. However, such general results as, for example, the limitation of the negative parameter  $\gamma$  by the convergence of the Laplace transform of the distribution *FPT*, remain valid.

## References

1. R. L. Jack, J. P. Garrahan, and D. Chandler, Space-time thermodynamics and subsystem observables in a kinetically constrained model of glassy materials, *J. Chem. Phys.*, **125** (18), 184509, (2006).
2. J. P. Garrahan, R. L. Jack, V. Lecomte, E. Pitard, K. van Duijvendijk, and F. van Wijland, First-order dynamical phase transition in models of glasses: An approach based on ensembles of histories, *Journal of Physics A: Mathematical and Theoretical*, **42** (7), 075007, (2009).
3. L. O. Hedges, R. L. Jack, J. P. Garrahan, and D. Chandler, Dynamic order-disorder in atomistic models of structural glass formers, *Science*, **323**(5919):1309-13. doi: 10.1126/science.1166665, (2009).
4. Y. S. Elmatad, R. L. Jack, D. Chandler, and J. P. Garrahan, Finite-temperature critical point of a glass transition. Proc. Natl. Acad. Sci., *Proceedings of the National Academy of Sciences*, **107** (29), 12793-12798, (2010).
5. J. P. Garrahan, Aspects of non-equilibrium in classical and quantum systems: Slow relaxation and glasses, dynamical large deviations, quantum non-ergodicity, and open quantum dynamics, *Physica A*, **504**:130-154, (2018).
6. R. L. Jack, Ergodicity and large deviations in physical systems with stochastic dynamics, *Eur. Phys. J. B*, **93**(4):74, (2020).
7. M. Merolle, J. P. Garrahan, and D. Chandler, Space-time thermodynamics of the glass transition, *Proc. Natl. Acad. Sci. USA*, **102**(31):10837, (2005).
8. V. Lecomte, C. Appert-Rolland, and F. van Wijland, Thermodynamic formalism for systems with markov dynamics, *J. Stat. Phys.*, **127**(1):51, (2007).
9. J. Kiukas and M. Gută, I. Lesanovsky and J. P. Garrahan, Equivalence of matrix product ensembles of trajectories in open quantum systems, *Physical Review E*, **92**(1), 2015, DOI:10.1103/PhysRevE.92.012132 (2015).
10. J. L. Lebowitz and H. Spohn, A Gallavotti–Cohen-Type Symmetry in the Large Deviation Functional for Stochastic Dynamics, *J. Stat. Phys.* **95**, 333-365 (1999).
11. M. Merolle, J. P. Garrahan and D. Chandler, Space–time thermodynamics of the glass transition, *Proc. Natl. Acad. Sci. U.S.A.* **102**, 10837 (2005).
12. V. Lecomte and J. Tailleur, A numerical approach to large deviations in continuous time, *J. Stat. Mech*, **P03004** (2007).
13. J. P. Garrahan, R. L. Jack, V. Lecomte, E. Pitard, K. van Duijvendijk and F. van Wijland, Dynamic first-order phase transition in kinetically constrained models of glasses, *Phys. Rev. Lett.* **98**, 195702 (2007).

14. A. Baule and R. M. L. Evans, Invariant Quantities in Shear Flow, *Phys. Rev. Lett.* **101**, 240601 (2008).
15. L. O. Hedges, R. L. Jack, J. P. Garrahan and D. Chandler, Dynamic order-disorder in atomistic models of structural glass formers, *Science*, **323**, 1309 (2009).
16. R. L. Jack and J. P. Garrahan, Metastable states and space-time phase transitions in a spin-glass model, *Phys. Rev. E* **81**, 011111 (2010).
17. C. Giardinà, J. Kurchan, V. Lecomte and J. Tailleur, Simulating Rare Events in Dynamical Processes, *J. Stat. Phys.* **145**, 787 (2011).
18. E. Pitard, V. Lecomte and F. V. Wijland, Dynamic transition in an atomic glass former: a molecular dynamics evidence, *Europhys. Lett.* **96**, 56002 (2011).
19. C. Flindt and J. P. Garrahan, Trajectory Phase Transitions, Lee-Yang Zeros, and High-Order Cumulants in Full Counting Statistics, *Phys. Rev. Lett.* **110**, 050601 (2013).
20. R. Chetrite and H. Touchette, Nonequilibrium microcanonical and canonical ensembles and their equivalence, *Phys. Rev. Lett.* **111**, 120601 (2013).
21. V. Chikkadi, D. Miedema, B. Nienhuis and P. Schall, Shear banding of colloidal glasses - a dynamic first order transition? arXiv:1401.2100, (2014).
22. T. Nemoto and S. Sasa, Computation of large deviation statistics via iterative measurement-and-feedback procedure, *Phys. Rev. Lett.* **112**, 090602 (2014).
23. A. A. Budini, Large deviations of ergodic counting processes: A statistical mechanics approach, *Phys. Rev. E* **84**, 011141 (2011).
24. M. Esposito, U. Harbola and S. Mukamel, Nonequilibrium fluctuations, fluctuation theorems, and counting statistics in quantum systems, *Rev. Mod. Phys.* **81**, 1665 (2009).
25. J. P. Garrahan and I. Leshanovsky, Thermodynamics of Quantum Jump Trajectories, *Phys. Rev. Lett.* **104**, 160601 (2010).
26. J. Li, Y. Liu, J. Ping, S.-S. Li, X.-Q. Li and Y. Yan, Large-deviation analysis for counting statistics in mesoscopic transport, *Phys. Rev. B* **84**, 115319 (2011).
27. D. A. Ivanov and A. G. Abanov, Characterizing correlations with full counting statistics: Classical Ising and quantum XY spin chains, *Phys. Rev. E* **87**, 022114 (2013).
28. A. Gambassi and A. Silva, Large Deviations and Universality in Quantum Quenches, *Phys. Rev. Lett.* **109**, 250602 (2012).
29. D. Ruelle, *Thermodynamic formalism* (Cambridge University Press, 2004).
30. H. Touchette, The large deviation approach to statistical mechanics, *Phys. Rep.* **478**, 1 (2009).
31. Y. S. Elmatad and A. S. Keys, Manifestations of dynamical facilitation in glassy materials, *Phys. Rev. E* **85**, 061502 (2012).
32. T. Speck and D. Chandler, Constrained dynamics of localized excitations causes a non-equilibrium phase transition in an atomistic model of glass formers, *J. Chem. Phys.* **136**, 184509 (2012).
33. T. Speck, A. Malins and C. P. Royall, First-Order Phase Transition in a Model Glass Former: Coupling of Local Structure and Dynamics, *Phys. Rev. Lett.* **109**, 195703 (2012).
34. A. Budini, R. M. Turner, and J. P. Garrahan, Fluctuating observation time ensembles in the thermodynamics of trajectories, *Journal of Statistical Mechanics: Theory and Experiment*, **2014** (3), P03012 (2014).
35. J. P. Garrahan, Simple bounds on fluctuations and uncertainty relations for first-passage times of counting observables. *Phys. Rev. E*, **95**, 032134 (2017).

36. G. Bakewell-Smith, F. Girotti, M. Guță, J. P. Garrahan, General Upper Bounds on Fluctuations of Trajectory Observables, *Physical Review Letters*, **131** (19), 197101 (2023).
37. T. R. Gingrich, J. M. Horowitz, N. Perunov, and J. L. England, Dissipation Bounds All Steady-State Current Fluctuations, *Phys. Rev. Lett.* **116**, 120601 (2016).
38. P. Pietzonka, A. C. Barato, and U. Seifert, Universal bounds on current fluctuations, *Phys. Rev. E*, **93**, 052145 (2016).
39. P. Pietzonka, A. C. Barato, and U. Seifert, Affinity- and topology-dependent bound on current fluctuations, *J. Phys. A* **49**, 34LT01 (2016).
40. T. R. Gingrich, G. M. Rotskoff, and J. M. Horowitz, arXiv:1609.07131 (2016).
41. A. C. Barato and U. Seifert, Thermodynamic Uncertainty Relation for Biomolecular Processes, *Phys. Rev. Lett.* **114**, 158101 (2015).
42. A. C. Barato and U. Seifert, Universal Bound on the Fano Factor in Enzyme Kinetics, *J. Phys. Chem. B*, **119**, 6555 (2015).
43. M. Polettini, A. Lazarescu, and M. Esposito, Tightening the uncertainty principle for stochastic currents, *Phys. Rev. E*, **94**, 052104 (2016).
44. C. Maes and K. Netocny, Canonical structure of dynamical fluctuations in mesoscopic nonequilibrium steady states, *Europhys. Lett.* **82**, 30003 (2008).
45. C. Maes, K. Netocny, and B. Wynants, Steady state statistics of driven diffusions, *Physica A*, **387**, 2675 (2008).
46. U. Basu, M. Krüger, A. Lazarescu, and C. Maes, Frenetic aspects of second order response, *Phys. Chem. Chem. Phys.* **17**, 6653 (2015).
47. S. Redner, *A Guide to First-Passage Processes*, (Cambridge University Press, Cambridge, UK, 2001).
48. R. Metzler, G. Oshanin and S. Redner (ed), *First-Passage Phenomena and Their Applications*, Singapore: World Scientific, 2014, 608 p.
49. J. Masoliver, *Random Processes: First-Passage and Escape*, Singapore: World Scientific, 2018, 388 p.
50. V. I. Tikhonov, M. A. Mironov, *Markov processes*, Moskow, Soviet Radio, 1977 (in Russian).
51. C. W. Gardiner, *Handbook of Stochastic Methods* (2-nd edition), Springer, Berlin, 1990.
52. N. G. Van Kampen, *Stochastic Processes in Physics and Chemistry*, North-Holland, Amsterdam, 1992.
53. R. L. Stratonovich, *The elected questions of the fluctuations theory in a radio engineering*, Gordon and Breach, New York, 1967.
54. V. V. Ryazanov, S. G. Shpyrko, First-passage time: a conception leading to superstatistics. *Condensed Matter Physics*, **9**, 1(45), 71-80 (2006).
55. V. V. Ryazanov, First-passage time: a conception leading to superstatistics. I. Superstatistics with discrete distributions. Preprint: *physics/0509098*, (2005).  
V. V. Ryazanov, First-passage time: a conception leading to superstatistics. II. Continuous distributions and their applications. Preprint: *physics/0509099*, (2005).
56. J-P. Bouchaud and A. Georges, Anomalous diffusion in disordered media: statistical mechanisms, models and physical applications, *Phys. Rep.* **195**, 127–293 (1990).
57. R. Metzler and J. Klafter, The random walk's guide to anomalous diffusion: a fractional dynamics approach. *Phys. Rep.* **339**, 1–77 (2000).
58. S B. Yuste, G. Oshanin, K. Lindenberg, O. Bénichou and J. Klafter, Survival probability of a particle in a sea of mobile traps: a tale of tails. *Phys. Rev. E* **78**, 021105 (2008).



59. É. Roldán, I. Neri, M. Dörpinghaus, H. Meyer, and F. Jülicher, Decision Making in the Arrow of Time. *Phys. Rev. Lett.*, **115**, 250602 (2015).
60. K. Saito and A. Dhar, Waiting for rare entropic fluctuations. *Europhys. Lett.* **114**, 50004 (2016).
61. K. Ptaszynski, First-passage times in renewal and nonrenewal systems. *Phys. Rev. E*, **97**, 012127 (2018).
62. I. Neri, É. Roldán, and F. Jülicher, Statistics of Infima and Stopping Times of Entropy Production and Applications to Active Molecular Processes. *Phys. Rev. X*, **7**, 011019 (2017).
63. T. R. Gingrich and J. M. Horowitz, Fundamental Bounds on First Passage Time Fluctuations for Currents. *Phys. Rev. Lett.*, **119**, 170601 (2017).
64. 19. P. Hänggi, P. Talkner, and M. Borkovec, Reaction-rate theory: fifty years after Kramers. *Rev. Mod. Phys.*, **62**, 251-341 (1990).
65. A. Longtin, A. Bulsara, and F. Moss, Time-interval sequences in bistable systems and the noise-induced transmission of information by sensory neurons. *Phys. Rev. Lett.* **67**, 656-659 (1991).
66. H. C. Tuckwell, *Introduction to Theoretical Neurobiology*, v. 2, Cambridge University Press, Cambridge UK, 1988.
67. A. Molini, P. Talkner, G. G. Katul, A. Porporato, First passage time statistics of Brownian motion with purely time dependent drift and diffusion, *Physica A*, **390**, 1841–1852 (2011).
68. F. Bouchet and J. Reygner, Generalisation of the Eyring–Kramers Transition Rate Formula to Irreversible Diffusion Processes, *Ann. Henri Poincaré*, **17**, 3499–3532, (2016).
69. R. S. Maier and D. L. Stein, Limiting exit location distributions in the stochastic exit problem, *SIAM Journal on Applied Mathematics*, **57**, No. 3, 752-790 (1997).
70. J. Masoliver and J. Perelló, First-passage and escape problems in the Feller process, *Physical review E*, **86**, 041116 (2012).
71. M. V. Day, Recent progress on the small parameter exit problem, *Stochastics*, **20**, 121–150 (1987).
72. D. Hartich and A. Godec, Duality between relaxation and first passage in reversible Markov dynamics: rugged energy landscapes disentangled, *New J. Phys.*, **20**, 112002 (2018).
73. D. Hartich and A. Godec, Interlacing relaxation and first-passage phenomena in reversible discrete and continuous space Markovian dynamics, *Journal of Statistical Mechanics: Theory and Experiment*, **2019** (2), 024002 (2019).
74. A. Godec and R. Metzler, Universal proximity effect in target search kinetics in the few-encounter limit, *Phys. Rev. X*, **6**, 041037, (2016).
75. S. D. Lawley, Universal formula for extreme first passage statistics of diffusion, *Phys. Rev. E* **101**, 012413, (2020).
76. S. D. Lawley, Distribution of extreme first passage times of diffusion, *J Math Biol.* **80** (7): 2301-2325 (2020).
77. J. B. Madrid and S. D. Lawley, Competition between slow and fast regimes for extreme first passage times of diffusion, *Journal of Physics A: Mathematical and Theoretical*, **53**, Number 33, 500243 (2020).
78. S. D. Lawley, J. B. Madrid, First passage time distribution of multiple impatient particles with reversible binding, *The Journal of Chemical Physics*, **150** (21), 214113 (2019).
79. D. Hartich, A. Godec, Extreme value statistics of ergodic Markov processes from first passage times in the large deviation limit, *J. Phys. A: Math. Theor.* **52**, 244001 (2019).

80. D. S. Grebenkov et al, New Trends in First-Passage Methods and Applications in the Life Sciences and Engineering, *J. Phys. A: Math. Theor.* **53**, 190301 (2020).
81. K. R. Ghusingaa, J. J. Dennehyb, and A. Singh, First-passage time approach to controlling noise in the timing of intracellular events, *Proceedings of the National Academy of Sciences of the United States of America, PNAS*, **114**, 693-698 (2017).
82. B. Lindner, Moments of the First Passage Time under External Driving, *Journal of Statistical Physics*, **117**, No. 3/4, (2004).
83. A. Godec, R. Metzler, First passage time distribution in heterogeneity controlled kinetics: going beyond the mean first passage time, *Scientific Reports*, **6**, 20349 (2016).
84. D. S. Grebenkov, First exit times of harmonically trapped particles: a didactic review, *Journal of Physics A: Mathematical and Theoretical*, **48**, 013001 (2014).
85. V. V. Ryazanov, Lifetime distributions in the methods of non-equilibrium statistical operator and superstatistics, *European Physical Journal B*, **72**, 629–639, (2009).
86. V. V. Ryazanov, First passage time and change of entropy, *Eur. Phys. J. B*, **94**, 242 (2021). <https://doi.org/10.1140/epjb/s10051-021-00246-0>.
87. Guryanova, Y., Popescu, S., Short, A. et al. Thermodynamics of quantum systems with multiple conserved quantities. *Nat Commun* **7**, 12049 (2016). <https://doi.org/10.1038/ncomms12049>.
88. T Speck, J. P. Garrahan, Space-time Phase Transitions in Driven Kinetically Constrained Lattice Models, *The European Physical Journal B*, **79**, 1-6, (2011).
89. D. N. Zubarev, *Non-equilibrium statistical thermodynamics*, Plenum-Consultants Bureau, New York, USA, 1974.
90. D. N. Zubarev, V. Morozov, and G. Röpke, *Statistical Mechanics of Non-equilibrium Processes: Basic Concepts, Kinetic Theory*, Akademie-Wiley VCH, Berlin, Germany, Vol. 1, 1996.
91. D. N. Zubarev, V. Morozov, and G. Röpke, *Statistical Mechanics of Non-equilibrium Processes: Relaxation and Hydrodynamic Processes*, Akademie-Wiley VCH, Berlin, Germany, Vol. 2, 1997.
92. V. V. Ryazanov, Lifetime of system and non-equilibrium statistical operator method. *Fortschritte der Physik/Progress of Physics*, **49**, 885–893 (2001).
93. Jaynes, E.T.: Macroscopic prediction. In: Haken, H. (ed.) *Complex Systems - Operational Approaches in Neurobiology, Physics, and Computers*, pp. 254 - 269. Springer, Berlin (1985)
94. Grandy, W.T.: Principle of maximum entropy and irreversible processes. *Phys. Rep.* **62**, 175 - 266 (1980)
95. Ramos J.G., Vasconcellos A.R., Luzzi R. A classical approach in predictive statistical mechanics: A generalized Boltzmann formalism. // *Fortschr. Phys./Prog. Phys.*, 1995, vol. **43**, No. 4, p. 265–300 (1995).
96. I. Prigogine, *Introduction to Thermodynamics of Irreversible Processes* (Second ed.), New York: Interscience, 1961. OCLC 219682909.
97. V. V. Ryazanov, Comparison of extended irreversible thermodynamics and nonequilibrium statistical operator method with thermodynamics based on a distribution containing the first-passage time, Arxiv:2210.07734 (2022).
98. V. V. Ryazanov, Influence of entropy changes on reactor period, <http://arxiv.org/abs/2202.13349> (2022).

99. V.V.Ryazanov, Investigation of radiation-enhanced diffusion using first-passage time, *Radiation Physics and Chemistry*, Volume **203**, Part A, February 2023, 110608, <http://arxiv.org/abs/2203.06449> (2023).\.
100. Arnab Pal, Shlomi Reuveni, Saar Rahav, Thermodynamic uncertainty relation for first-passage times on Markov chains, *Physical Review Research*, **3** (3) (2021).
101. V. V. Ryazanov, First passage time of a given level and value of overjump for fluctuations of trajectory observables, <http://arxiv.org/abs/2306.14664> (2023).