

Influence of Entropy Changes on First Passage Time in the Thermodynamics of trajectories

V. V. Ryazanov

Institute for Nuclear Research, pr. Nauki, 47, Kiev, Ukraine, e-mail: vryazan19@gmail.com

For the thermodynamics of trajectories, an ensemble containing the variables of dynamic activity and first-passage time (*FPT*) is considered. The dependence of the average *FPT* on the total non-negative change in entropy is obtained. The same dependences were obtained for the dynamic activity, the dispersions of dynamic activity and *FPT*, as well as for the correlation of dynamic activity and *FPT*. The application of the obtained results to a two-level system makes it possible to obtain dependencies on the change in entropy, containing a stationary nonequilibrium state and equilibrium states. The dependences of the *FPT* moments on the change in entropy are calculated for two models of the partition function.

1. Introduction

In the description of nonequilibrium phenomena, the so-called approach of "thermodynamics of trajectories" is used [1-28]. In this approach, the behavior of time-ordered dynamic events is characterized similarly to the thermodynamic description of configurations in space. In a non-equilibrium situation, an analogue of equilibrium thermodynamic quantities and relations is used, but for the dynamic case, when trajectories, rather than states or configurations, become the object of consideration. The role of volume in this case is played by time.

Using the methods of large deviations [30], ensembles of trajectories can be classified according to dynamic order parameters and their conjugate fields. In fact, this is Ruelle's thermodynamic formalism [29], applied to the space of trajectories, not configurations. Quantities similar to the free energy density and entropy density have been identified and used to understand the rare dynamical behavior of systems, both classical [11-23] and quantum [24-28]. This approach has been effectively used in describing the dynamics of glassy systems [16, 31-33]. Statistical ensembles with fluctuating time of the deployment of trajectories were considered in [34]. *FPT* for dynamic ensembles of trajectories is considered in [35].

The paper [2] single out two types of variables - *A* and *B*, trajectory observables. Observables of type *A* and *B* can be negative or positive in general. An observable of type *A* jumps by discrete amounts at every configuration change; an example is the total current (which increases or decreases by 1 at every configuration change) in lattice gas models. Similarly, an observable of type *B* can be the time integral of a positive or negative function or a function that changes time. In [35], focus on trajectory observables defined in terms of the jumps in a trajectory, this is called counting observables. A more general definition of fluctuations of observables of the trajectory *X* is given in [36]. An example is the total number of changes in the trajectory configuration or dynamic activity [8, 2, 13], sometimes also called "traffic" or "frenesy" [44-46]. Dissipation bounds, current fluctuations are considered in [37-43]. The behavior of the dynamic activity *K* is investigated in the article. For variables of this kind and for *FPT*, ensembles of trajectories are obtained.

The problem of the first passage occupies a prominent place in natural science, since *FPT* is a key characteristic of the kinetics of any process [47-86]. *FPT* plays an important role in many

areas of physics and applied mathematics, chemistry, protein folding, and even credit risk modeling.

In the thermodynamics of trajectories, an s -ensemble is singled out, in which the random variable is a time-additive value, for example, dynamic activity K , and the time τ of the deployment of trajectories is fixed, and an x -ensemble, in which the values A or K are fixed, and the random variable is time τ . In [35], the time τ is considered as FPT . In this article, this approach is used. In [34] a generalization of the x -ensemble was obtained to multiple observables. In the present article, one more generalization of such an ensemble is carried out.

In articles [85-86, 54-55], FPT is considered as a thermodynamic variable and included in the generalized Gibbs distribution. This approach is also applicable to ensembles of trajectories and variables of type A and B . Similar results were obtained in [35, 9] for the joint distribution of activity parameters and process time. The behavior of FPT has its own characteristics associated with many factors. One of the main factors is the change in entropy, which consists of intrasystem changes in entropy and the exchange of entropy with the environment. The effect of entropy change on the behavior of a nonequilibrium system is studied. The change in entropy during the FPT time is included in the consideration. Two models of the partition function are considered. Dependences on the total entropy change in the system of such quantities as mean FPT , FPT variance, correlation of FPT and dynamic activity are calculated. These dependencies essentially depend on the interaction with the environment and change when the sign of the entropy flows describing the exchange of the system with the environment changes.

The article is organized as follows. Section 2 provides information on the thermodynamics of trajectories: s -ensembles and x -ensembles. In Section 3, a joint distribution for activity and FPT is obtained. In Section 4, expressions are obtained for the dependence on changes in the entropy of the average FPT and the second moments, variance. The fifth section contains brief conclusions.

2. Thermodynamics of trajectories, s -ensembles and x -ensembles

The formalism of nonequilibrium thermodynamics along trajectories is similar to the equilibrium thermodynamic formalism [29]. This article considers fluctuations of such dynamic variables as dynamic activity in a glassy system, integrated over a long-time t and over a large (but finite) system. In [2], the statistical properties of evolution and the dynamic history of the system are studied. Equilibrium thermodynamics considers the probability distribution over the configurations of a large system. In trajectory thermodynamics, the thermodynamic formalism is applied to probability distributions over trajectory motion histories.

In [2, 9, 34, 51, 52] the classical stochastic system is described by the Master Equation

$$\partial_t |P(t)\rangle = W |P(t)\rangle. \quad (1)$$

The vector $|P(t)\rangle$ represents the probability distribution at time t , $|P(t)\rangle = \sum_C P(C, t) |C\rangle$, where $P(C, t)$ describes the probability that the system is in configuration C at time t , and $\{|C\rangle\}$ is the orthonormal basis of the configuration, $\langle C | C' \rangle = \delta_{CC'}$. For concreteness, we will focus on continuous-time Markov chains, but generalizations of what we describe below are simple. The master operator W is the matrix

$$W = \sum_{C' \neq C} W(C \rightarrow C') |C'\rangle \langle C| - \sum_C R(C) |C\rangle \langle C|. \quad (2)$$

Here $W(C \rightarrow C')$ is the rate of transition from C to C' , and $R(C) = \sum_{C'} W(C \rightarrow C')$ is the rate of exit from C . In this description, the expectation of the operator T is defined as $\langle T(t) \rangle = \langle -|T|P(t) \rangle$, where $\langle -| \equiv \sum_C \langle C|$ (such that $\langle -|P(t) \rangle = 1$ due to conservation of probability).

In the Boltzmann-Gibbs theory, the macroscopic features of large systems are characterized by defining the statistical properties (mean and fluctuations) of extensive observables, such as the energy or number of particles. The microcanonical approach considers the properties of a system with a fixed total energy E . Such properties are determined from the counting factor of the number of configurations with energy E and the number of particles N , representing the size (volume) of the system. In the limit of large sizes ($N \rightarrow \infty$), the entropy density $s(e) = \lim_{N \rightarrow \infty} (1/N) \ln \Omega(eN, N)$ is determined, which is the relative weight of configurations with energy density e ; $\Omega(E, N)$ is a number of configurations with energy E , where N represents the size (the volume) of the system. In a dynamic context, the history of the system is considered between the initial time $\tau=0$ and the end time τ . Instead of considering the statistics of the energy E , we study the observed A , which is extensive over the observation time τ . The dynamic analogue of the quantity $\Omega(E, N)$ is the probability distribution of this observable; the value $\Omega_{dyn}(A, \tau)$ is equal to the fraction of histories with a given value of the time-extensive observable A .

At the mathematical level, the choice of the observable A is somewhat arbitrary, although the application of the thermodynamic formalism requires that the quantity $\log \Omega_{dyn}(A = a\tau, \tau) / \tau$ have a finite limit for large times τ . Given this limitation, the choice of the order parameter A is determined by physical representations: we must use an observable that reveals the main physical processes occurring in the system. For example, in non-equilibrium systems in contact with two reservoirs of particles, we can define A as the total particle flux: the number of particles transferred from one reservoir to the other between times 0 and τ . In the context of glassy phenomena, we consider observables that measure the "activity" or "complexity" of history [7, 8, 13].

In the Boltzmann-Gibbs approach, the canonical ensemble is defined in terms of the partition function

$$Z(\beta, N) = \sum_E \Omega(E, N) e^{-\beta E}, \quad (3)$$

which characterizes the system at a given temperature β^{-1} . Phase transitions depend on intensive free energy $f(\beta) = -\lim_{N \rightarrow \infty} \ln Z(\beta, N) / \beta N$ singularities. The dynamical analog of this thermodynamic partition function (3) is

$$Z_A(s, \tau) = \sum_A \Omega_{dyn}(A, \tau) e^{-sA}, \quad (4)$$

where we have introduced an intensive field s conjugate to A . This field will play a role analogous to the inverse temperature β . The dynamic partition function $Z_A(s, \tau)$ is the central object of Ruelle's thermodynamic formalism [29]. A correspondence is established between the thermodynamic limit of a large system size ($N \rightarrow \infty$) and the limit of a long time ($\tau \rightarrow \infty$) in Ruelle's formalism. In [2], systems are considered for which a large time limit must be taken at a fixed system size: in some cases, a second limit of the large system size N is taken. If we consider systems without thermodynamic phase transitions, then no singular behavior arises when passing to the limit of large N at a fixed τ . In this case, we expect the limits of large N and large τ to commute, but in the general case this is clearly not the case. In this article, the limit of large τ is taken after finding the average values.

The duration of the history of the system is characterized by its length τ . The probability of measuring the value A for an observable A in a history of length τ is

$$\Omega_{dyn}(A, \tau) = \sum_C P(C, A, \tau). \quad (5)$$

The value $P(C, A, \tau)$ (generalize the probability $P(C, \tau)$) is defined as the probability of being in configuration C at time τ , having measured a value A of the time-extensive variable between 0 and τ .

The sequence of configurations $C_0 \rightarrow \dots \rightarrow C_K$ and the sequence of jump times t_1, \dots, t_K determine the history of the system with duration τ . Time record of configurations and waiting times of jumps between them, observed up to the moment of time τ , describe the trajectory of total time τ . If such a trajectory is denoted by X_τ , then $X_\tau = (C_0 \rightarrow C_{t_1} \rightarrow \dots \rightarrow C_{t_n})$, where C_0 is the initial configuration, and t_i is the time when the transition from $C_{t_{i-1}}$ to C_{t_i} occurs (so that the waiting time of the i -th jump is $t_i - t_{i-1}$). The trajectory X_τ changes configurations only n times (and $t_n \leq \tau$, i.e., there was no jump between t_n and τ). Between the moments t_k and t_{k+1} the system remains in configuration C_k .

If we consider the statistics of time-extensive observables [7, 8], then we can study the properties of dynamics. "Dynamic activity" K , defined as the total number of configuration changes per trajectory [8, 2, 13], is one such observed trajectory. In [36] the fluctuations of observables of the trajectory X written in the form

$$A(t) = \sum_{x \neq y} a_{xy} N_{xy}(t), \quad (6)$$

where a_{xy} are arbitrary real numbers with $\sum |a_{xy}| > 0$, and $N_{xy}(t)$ are the elementary fluxes, that is, the number of jumps from x to y up to time t in X . For a time-integrated current the coefficients are antisymmetric, while for counting observables (such as the activity), they are symmetric. The value of K is (6) by $a_{xy} = 1$. Below we will consider a special case of arbitrary values A , dynamic activity K . We can return to the general case. Its distribution over all trajectories X_τ of total time τ is

$$P_\tau(K) = \sum_{X_\tau} \delta(K - \hat{K}[X_\tau]) P(X_\tau), \quad (7)$$

where the probability $P(X_\tau)$ is the probability to observe this trajectory out of all the possible ones of total time τ .

The operator \hat{K} counts the number of jumps in a trajectory. The distribution $P_\tau(K) = \Omega_{dyn}(K, \tau)$ (4)-(5). For large τ this probability acquires a large deviations (LD) form [8, 23, 30],

$$P_\tau(K) \sim e^{-\tau \varphi(K/\tau)}. \quad (8)$$

Equivalent information is contained in the generating function (4),

$$Z_\tau(s) \equiv \sum_K e^{-sK} P_\tau(K) = \sum_{X_\tau} e^{-s\hat{K}[X_\tau]} P(X_\tau), \quad (9)$$

whose derivatives give the moments of the activity, $\langle K^n \rangle = (-1)^n \partial_s^n Z_\tau(s)|_{s=0}$. For large τ the generating function also acquires a LD form [30, 8],

$$Z_\tau(s) \sim e^{\tau \theta(s)}. \quad (10)$$

The following behavior $\hat{P}_A(C, s, t) = \sum_A e^{-sA} P(C, A, t)$ is assumed in the large time limit as

$\hat{P}_A(C, s, \tau) \sim R_0(C, s) e^{\tau \theta_A(s)}$ where $\theta_A(s)$ is the largest eigenvalue of W_A [2] and $R_0(C, s)$ is the associated right eigenvector. Thus, for large times,

$$Z_A(s, \tau) = \sum_C \hat{P}(C, A, \tau) \sim e^{\tau \theta_A(s)}, \quad (11)$$

the function $\theta_A(s)$ is considered as a (negative) dynamic free energy per unit time. Probability conservation implies $Z_A(0, \tau) = 1$, so $\theta(0) = 0$ for all stochastic systems.

From (10), the scaled cumulant generation function for the activity is determined, i.e., the n -th activity cumulant (per unit time)

$$\frac{\langle\langle K^n \rangle\rangle}{\tau} = (-1)^n \frac{\partial^n}{\partial s^n} \theta(s) \Big|_{s=0}, \quad (12)$$

where $\langle\langle \cdot \rangle\rangle$ indicates cumulant (mean, variance, etc.). It thus contains the full statistical information about K .

Entropy and free energy in the Boltzmann-Gibbs theory are connected through the Legendre transformation (as can be seen from (3)). The function $\theta(s)$ from (10) is a dynamical analog of the free energy density $f(\beta)$. Just like thermodynamic potentials, the *LD* functions $\varphi(k)$ and $\theta(s)$ are related by a Legendre-Fenchel transformation [8, 29]

$$\varphi(k) = -\min_s (\theta(s) + sk) \quad (13)$$

together with the inversion formula

$$\theta(s) = -\min_k (\varphi(k) + sk). \quad (14)$$

The above applies to the so-called s -ensembles, in which the time τ of history of the system with duration τ is fixed [2, 34]. In [34], x -ensembles are introduced in which K is fixed and the time fluctuates. If we denote by \mathbf{Y}_K a trajectory $\mathbf{Y}_K = (C_0 \rightarrow C_{t_1} \rightarrow \dots \rightarrow C_K)$, where the number of configuration changes is fixed to be K , but the time τ of the final K -th jump fluctuates from trajectory to trajectory. From (1)-(2) the probability of \mathbf{Y}_K is

$$P(\mathbf{Y}_K) = p_0(C_0) \prod_{i=1}^K e^{-(t_i - t_{i-1})R(C_{i-1})} W(C_{i-1} \rightarrow C_{t_i}), \quad (15)$$

where $t_0 = 0$ and $t_K = \tau$. The distribution $P_K(\tau)$ of total trajectory length τ for fixed activity K is

$$P_K(\tau) = \sum_{\mathbf{Y}_K} \delta(\tau - \hat{\tau}[\mathbf{Y}_K]) P(\mathbf{Y}_K) = \sum_{C_0 \dots C_K} p_0(C_0) \prod_{i=1}^{K-1} \int_0^{t_{i+1}} e^{-(t_i - t_{i-1})R(C_{i-1})} W(C_{i-1} \rightarrow C_{t_i}). \quad (16)$$

For large K this probability has a *LD* form,

$$P_K(\tau) \sim e^{-K\Phi(\tau/K)}. \quad (17)$$

The corresponding moment generating function for τ is

$$Z_K(x) \equiv \int_0^\infty d\tau e^{-x\tau} P_K(\tau) = \sum_{\mathbf{Y}_K} e^{-x\hat{\tau}[\mathbf{Y}_K]} P(\mathbf{Y}_K), \quad (18)$$

$\langle \tau^n \rangle = (-1)^n \partial_x^n Z_K(x) \Big|_{x=0}$. For large K the generating function also has a *LD* form,

$$Z_K(x) \sim e^{Kg(x)}. \quad (19)$$

Equation (18) is the partition sum for the ensemble of trajectories with probabilities

$$P_x(\mathbf{Y}_K) \equiv Z_K^{-1}(x) e^{-x\hat{\tau}[\mathbf{Y}_K]} P(\mathbf{Y}_K). \quad (20)$$

The function g is the functional inverse of θ and vice versa [34]

$$\theta(s) = g^{-1}(s), \quad g(\gamma) = \theta^{-1}(\gamma), \quad s = g(\gamma), \quad \gamma = \theta(s). \quad (21)$$

We replace $g(x)$ with $g(\gamma)$ (to use the notation γ from [85-86] for the parameter conjugate to *FPT*).

3. Joint distribution for activity and FPT

Consider now the statistics of first-passage times (*FPT*) (also called stopping times) [47-86]. This is the time when a certain observed trajectory first reaches the threshold value. In the thermodynamics of trajectories, in this situation, ensembles of trajectories with total fixed time are replaced by ensembles of trajectories of fluctuating total time.

In [34], the case is considered of the statistics of several different time-extensive quantities [2, 13]. For example, one could think of counting, instead of the total activity, the total number of certain kind of transitions, or the time integral of a certain quantity such as the energy. Let's say that there are N different dynamical observables, which we denote collectively by the vector $\vec{M} \equiv (M_1, \dots, M_N)$. Under the dynamics Eqs. (1)-(2) there will be a joint probability for observing a combination of these $\vec{M} \equiv (M_1, \dots, M_N)$ quantities, $P_\tau(\vec{M})$. For large τ this joint probability will have a *LD* form, generalized (8),

$$P_\tau(\vec{M}) \sim e^{-\tau\tilde{\Phi}(\vec{M}/\tau)}, \quad (22)$$

where the *LD* function now depends on the whole vector of intensive observables $(M_1/\tau; \dots; M_N/\tau)$. The corresponding moment generating function for \vec{M} also has a *LD* form at large τ [30],

$$Z_\tau(\vec{s}) \equiv \sum_{\vec{M}} e^{-\vec{s} \cdot \vec{M}} P_\tau(\vec{M}) \sim e^{\tau\Theta(\vec{s})}, \quad (23)$$

where for each observable M_n there is a counting field s_n , collected in the vector $\vec{s} \equiv (s_1, \dots, s_N)$ and where the *LD* function $\Theta(\vec{s})$ is a now function of this whole vector. The *LD* function $\Theta(\vec{s})$ is the largest eigenvalue of the deformed master operator (2) [34]. Eq. (23) and equation for deformed master operator define an $(\tau; \vec{s})$ -ensemble for a general set of dynamical order parameters \vec{M} [34]. There is an equivalent construct for studying the statistics of \vec{M} in trajectories where the total activity K is fixed. The probability of observing \vec{M} , together with a total time τ , for a fixed and large K has the form, generalized (17),

$$P_K(\tau, \vec{M}) \sim e^{-K\tilde{\Phi}(\tau/K, \vec{M}/K)}. \quad (24)$$

The corresponding moment generating function is

$$Z_K(x, \vec{s}) \equiv \sum_{\vec{M}} \int_0^\infty d\tau e^{-x\tau - \vec{s} \cdot \vec{M}} P_K(\tau, \vec{M}) \sim e^{KG(x, \vec{s})}. \quad (25)$$

Equations (24), (25) define a generalized x -ensemble [34]. In the case where \vec{M} corresponds only to the activity K the function $G(x, s) = g(x) \cdot s$, and Eqs. $\theta(\vec{s}) = x_*(\vec{s})$, $G(x_*(\vec{s}), \vec{s}) = 0$ reduce to (21).

As in [9], suppose that the system starts in an initial state ψ . For a random waiting time t_w the system evolves continuously, so that its unnormalised state at time $t < t_w$ is $\exp(-iH_{eff}t)\psi$, where H_{eff} is a non-selfadjoint effective Hamiltonian. At the time of detection, a click with label $i=1, \dots, N_L$ is recorded, and the system's conditional state is updated by applying a jump operator L_i . A full detection process is given by a finite measurement trajectory $\mathbf{X} = ((t_1, i_1), \dots, (t_n, i_n))$, where $0 \leq t_1 \leq \dots \leq t_n$. Each such trajectory has the final time $T[\mathbf{X}] = t_n$, and total number of jumps $K[\mathbf{X}] = n$. There are some natural ways of obtaining finite trajectories. The first one repeats the single detection process K times. This corresponds to the x -ensemble. This scheme has an associated state transformation given by, $J[\mathbf{X}] = J(t_{w,n}, i_n) \cdot J(t_{w,2}, i_2) J(t_{w,1}, i_1)$, where $t_{w,n} = t_n - t_{n-1}$, $t_{w,1} = t_1$ are the waiting times between the detection events, or quantum jumps. In words, given a trajectory \mathbf{X} resulting from this process, the system is at the end in state $J[\mathbf{X}]\psi$; $J[t_w, i] = L_i e^{-it_w H_{eff}}$ is the jump operator effecting the total change $\psi \rightarrow J[t_w, i]\psi$.

We are interested in quantities obtained by incrementing with some amount at the addition of each particle. Such a quantity is of the form $F[X] = \sum_{n=1}^{K[X]} F(t_{w,n}, i_n)$, where $F(t_w, i)$ is a (possibly vector valued) quantity depending only on a single waiting time t_w , and some property of the system we are monitoring, say “spin” i . The most important ways of truncating an infinite trajectory, leading to statistical ensembles of field particles are with either fixed particle number K and fluctuating τ , or fixed volume τ and fluctuating K , obtained by taking $F(t_w, i)=1$ and $F(t_w, i)=t_w$, respectively. We can also measure a “spin” operator \hat{M} corresponding to $F(t_w, i)=M(i)$, where M is some (in general vector valued) quantity depending on i . The associated probability distributions are given by $P_K(T, M) := \text{tr}[\rho_K^{FC} \delta((T, M) - (\hat{T}, \hat{M}))]$, where ρ_K^{FC} is reduced density matrix on the output alone of the output space F^{out} [9]. The associated generating functions are given by $Z_K(x, c) := \text{tr}[\rho_K^{FC} e^{-x\hat{T} - c\hat{M}}] = \text{tr}[\rho T_{x,c}^K(I)]$, written in terms of the deformed generators $T_{x,c}$ and $W_{s,c}$ [9]. Similar expressions are written in [9] for $P_\tau(K, M)$, $Z_\tau(s, c)$. We now suppose that $T_{x,c}$ has a unique eigenvalue $e^{g(x,c)}$ equal to its spectral radius.

We assume, that $\vec{M} = K, M_I$, where M_I is some quantity depending on “spin” operator i [9]. We write the distribution of the values τ, K, M_I in the form

$$P_{s,x,c}(\tau, K, M_I) = e^{-sK} e^{-x\tau - cM_I} P(\tau, K, M_I) / Z(s, x, c), \quad (26)$$

where

$$Z(s, x, c) = \sum_{M_I} \sum_K \int_0^\infty d\tau e^{-sK} e^{-x\tau - cM_I} P(\tau, K, M_I). \quad (27)$$

Distributions of the form (26)-(27) were obtained, for example, in [87]. In [54, 55, 85-86] the joint distribution of FPT and system energy was obtained.

The value of M_I depends on the “spin” operator [9] i_n in $(t_{w,n}, i_n)$. Let us assume that the value of M_I is fixed at the value i_n . In this case, the value of K is also fixed. We assume that the values of i_n, M_I , and K are sufficiently large for the relation $Z_K(x, c) \sim e^{g(x,c)}$ to hold. At fixed values of M_I , the factor e^{-cM_I} in the denominator and numerator (26) is reduced, the relation is fulfilled

$$\sum_{M_I} P(\tau, M_I, K) = P(\tau, K) = P(\tau|K)P(K) = P_K(\tau)P(K),$$

where the conditional probability formula equal $P(\tau, K) = P(\tau|K)P(K)$, $P(\tau|K) = P_K(\tau)$ to is used. We equate the conditional probability $P(\tau|K)$ and the probability $P_K(\tau)$ from (16)-(18). Thus, the value of K is fixed in the conditional probability, but then these fixed values of K are averaged. Integration over τ in (27) leads to the expression (18), (19), $\int_0^\infty d\tau e^{-x\tau} P_K(\tau) = e^{Kg(x)}$, deformed generators [9] $T_{x,c}$ act, and partition function (27) takes the form (7)-(9)

$$Z = Z_\tau(s_{ef}) = \sum_K e^{-K(s-g(x))} P(K), \quad s_{ef} = s - g(x). \quad (28)$$

From equality (28) we obtain that $s_{ef} = s - g(x) = 0$, in accordance with (21). But for $s_{ef} = 0$, the values of $s, g(x)$ and γ are not equal to zero. We consider expression (28) as a formal relation; for small values of τ (values of K are large, the LD function $g(x)$ is already used), when the equations for the eigenvalues of a transfer matrix operator $W_{s,c}$ [9, 34] should take into account other eigenvalues, except for the largest ones, and $s_{ef} = s - g(x) \neq 0$. From expression (28) we find the average values and second moments, and then, after differentiation, we set $s_{ef} = s - g(x) = 0$.

This corresponds to the fact that we pass to the limit of large values of τ after taking derivatives and determining the moments, as in the nonequilibrium statistical operator (NSO)

method [89–91]. In the *NSO* method, calculations are also made for large volumes, and then the passage to the limit $\varepsilon \rightarrow 0$ is carried out. In [92], it was shown that $\varepsilon = 1/\bar{T}$, where \bar{T} is the average lifetime of the system. Also, in expressions (29)-(33), at first large, but finite values of K , corresponding to a large volume, are chosen, and at the end - large values of τ , corresponding to large *FPT* \bar{T} . Hence, using relation (28), we obtain expressions for the average values and second moments:

$$\bar{K} = -\frac{\partial \ln Z_{s_{ef}}}{\partial s_{ef}} \frac{\partial s_{ef}}{\partial s} \Big|_{\gamma, s_{ef}=0} = \bar{K}_0. \quad (29)$$

From (18)-(19) we have

$$\ln Z_\gamma = \bar{K}g(\gamma), \quad \bar{\tau}_\gamma = -\bar{K} \frac{\partial g(\gamma)}{\partial \gamma}, \quad (30)$$

$$D_K = \langle K^2 \rangle - \langle K \rangle^2 = \frac{\partial^2 \ln Z_{s_{ef}}}{\partial s^2} \Big|_{s_{ef}=0} = D_{K_0} = \langle K_0^2 \rangle - \langle K_0 \rangle^2, \quad (31)$$

$$D_\tau = \langle \tau^2 \rangle - \langle \tau \rangle^2 = \frac{\partial^2 \ln Z_\gamma}{\partial \gamma^2} = \bar{K} \frac{\partial^2 g(\gamma)}{\partial \gamma^2}. \quad (32)$$

The derivative of $\ln Z(s_{ef})$ (28) with respect to γ leads to the identity

$$\bar{\tau} = -\frac{\partial \ln Z(s_{ef})}{\partial \gamma} = -\frac{\partial \ln Z(s_{ef})}{\partial s_{ef}} \frac{\partial s_{ef}}{\partial \gamma} = \bar{K} \frac{\bar{\tau}}{\bar{K}}, \quad \frac{\partial s_{ef}}{\partial \gamma} = -\frac{\partial g(\gamma)}{\partial \gamma}.$$

Mixed derivatives of $\ln Z(s_{ef})$ (28) allows one to obtain a correlation between the parameters K and τ

$$D_{K\tau} = \langle K\tau \rangle - \langle K \rangle \langle \tau \rangle = \frac{\partial^2 \ln Z_{s_{ef}}}{\partial s \partial \gamma} = \frac{\partial}{\partial s} \left(\frac{\partial \ln Z_{s_{ef}}}{\partial \gamma} \right) = \frac{\partial^2 \ln Z_{s_{ef}}}{\partial s^2} \frac{\partial s_{ef}}{\partial \gamma} = D_{K_0} \frac{\bar{\tau}_\gamma}{\bar{K}_\gamma}. \quad (33)$$

The last relation (33) has not been obtained before. You can write expressions for higher order correlators.

4. Dependence of the first and second moments of distributions on the change in entropy

In expression (19) $g(x)$ is a *LD* function depending on the argument $\gamma=x$, to use the notation from [85-86]. Notation γ from (21), (30)-(33), notation x from (18)-(20), (26)-(28). By relation (21), this argument is related to the cumulant $\theta(s)$. We express this argument γ in terms of the change in entropy over the *FPT*. The value of K from (19) is assumed to be proportional to the average value (12). Assuming here $s=0$, we assume that the random process τ changes accordingly. Let us denote it by τ_0 for $s=0$. At $s \neq 0$,

$$\langle K \rangle = \langle K_s \rangle = K_\gamma = -\frac{\partial \theta(s)}{\partial s} \Big|_{s=g(\gamma)} \bar{\tau}_\gamma, \quad (34)$$

where τ_γ is a random process τ at $\gamma \neq 0$. For example, for a two-level classical system [34, 35], for which [35]

$$g(\gamma) = -\ln(1 + \gamma a_1 + \gamma^2 a_2), \quad a_1 = \frac{\eta + k}{\eta k}, \quad a_2 = \frac{1}{\eta k}; \quad \theta(s) = \frac{1}{2}[\sqrt{(\eta - k)^2 + 4\eta k e^{-s}} - (\eta + k)], \quad (35)$$

where η и k are transition rates. In two-level system where there are only two configurations, $C \in \{0,1\}$, and the transition rates are, $W(0 \rightarrow 1) = k$ and $W(1 \rightarrow 0) = \eta$,

$$\langle K_\gamma \rangle = -\bar{\tau}_\gamma \frac{\partial \theta(s(\gamma))}{\partial s}, \quad K_0 = \langle K_{\gamma=0} \rangle = -\bar{\tau}_{\gamma=0} \frac{\partial \theta(s(\gamma))}{\partial s} \Big|_{\gamma=0}, \quad \frac{\bar{K}_0}{\bar{\tau}_0} = \frac{1}{a_1} = \frac{\eta k}{\eta + k} = -\frac{\partial \theta(s)}{\partial s} \Big|_{\gamma=0, s=0}. \quad (36)$$

Let us expand the value $s \neq 0$, $\langle K \rangle = \langle K_s \rangle = K_\gamma = -\frac{\partial \theta(s)}{\partial s} \Big|_{s=g(\gamma)} \bar{\tau}_\gamma$ (34) in a series in γ , restricting

ourselves to a linear term. It will be seen below that this is sufficient to determine the value of γ up to γ^2 . To do this, consider the partition function (10), which includes the probability (7)-(8), and expand this probability $P_{\bar{\tau}_\gamma}$, $\tau = \bar{\tau}_\gamma$ in a series in γ in the vicinity of $P_{\bar{\tau}_\gamma|_{\gamma=0}} = P_{\bar{\tau}_0}$, taking into account

the expression $\bar{K}_{s(\bar{\tau}_\gamma)} = \int K e^{-sK} P_{\bar{\tau}_\gamma}(K) dK / \int e^{-sK} P_{\bar{\tau}_\gamma}(K) dK$ obtained from (9)-(10). From expression

(8), we obtain, restricting ourselves to the first term in γ , $P_\tau(K) = e^{-\tau \varphi(K/\tau)}$,

$$P_{\bar{\tau}_\gamma} \cong P_{\bar{\tau}_{\gamma=0}} + \gamma (\partial P_{\bar{\tau}_\gamma} / \partial \bar{\tau}_\gamma) (\partial \bar{\tau}_\gamma / \partial \gamma) \Big|_{\gamma=0}, \quad \partial P_{\bar{\tau}_\gamma} / \partial \bar{\tau}_\gamma = P_{\bar{\tau}_\gamma} [-\varphi(K/\tau) + (K/\tau)(\partial \varphi(K/\tau) / \partial (K/\tau))], \quad \tau = \bar{\tau}_\gamma.$$

We take the explicit form of the function φ for the two-level classical system from [5]: $\varphi(k) = 3[k \ln(k/b) - (k-b)]$, $b = 2\Omega/3 = \langle K \rangle / t$. The calculation carried out gives the result

$$\bar{K}_\gamma = \bar{K}_0 - \gamma B_k, \quad B_k = 6c_3 D_{K_0} / a_1, \quad c_3 = a_1^2 / 2 - a_2 = \frac{k^2 + \eta^2}{2(k\eta)^2}, \quad D_{K_0} = \langle K_0^2 \rangle - \langle K_0 \rangle^2, \quad a_1 = \frac{k+\eta}{k\eta}, \quad a_2 = \frac{1}{k\eta}. \quad (37)$$

Taking into account that K_γ depends on γ , from expressions (19), (37), we obtain

$$\ln Z_\gamma = \bar{K}_\gamma g(\gamma), \quad \bar{\tau}_\gamma = -\frac{\partial \ln Z_\gamma}{\partial \gamma} = -\frac{\partial \bar{K}_\gamma}{\partial \gamma} g(\gamma) - \bar{K}_\gamma \frac{\partial g(\gamma)}{\partial \gamma}. \quad (38)$$

The total change in entropy Δs_{tot} consists of the change in the entropy of the system Δs_{sys} and the exchange of entropy with the environment Δs_m

$$\Delta s_{tot} = \Delta s_{sys} + \Delta s_m. \quad (39)$$

Entropy of distribution of the form (26)-(27) [85-86]

$$p_{s\gamma} = e^{-sK - \gamma \tau_\gamma} / Z_{A\gamma}, \quad Z_{A\gamma} = Z(s, \gamma) = Z_s Z_\gamma, \quad (40)$$

$$Z_s = \sum_K e^{-sK} P(K), \quad Z_\gamma = Z_K(\gamma) \equiv \int_0^\infty d\tau e^{-\gamma \tau} P_K(\tau) \Big|_{s=\gamma} = e^{\langle K_\gamma \rangle g(\gamma)}$$

is equal to

$$s_\gamma = s_{sys} = -\langle \ln p_{s\gamma} \rangle = s \langle K_\gamma \rangle + \gamma \langle \tau_\gamma \rangle + \ln Z_{A\gamma}, \quad (41)$$

where the average values are

$$\langle K_\gamma \rangle = -\partial \ln Z_s / \partial s = \langle K_{s=g(\gamma)} \rangle. \quad (42)$$

The partition function (40) differs from expression (28) and is written from expression (27) if the value of K is from the conditional probability $P(\tau|K)$ and $e^{Kg(x)}$ is not averaged over K (assuming, for example, this value K is equal to the mean value), as was done in [34], although the approach leading to the expression (28) is more consistent. Quantity (41) is equal to the entropy of the system s_{sys} , the value $\langle \tau_\gamma \rangle$ from (38).

In [88], the change in K activity is associated with the production of entropy in the system and with the exchange of entropy between the system and the environment. With a single transition $C \rightarrow C'$, the change in entropy is

$$\Delta s_1(C, C') = \ln[\omega(C \rightarrow C') / \omega(C' \rightarrow C)]. \quad (43)$$

The change in entropy during the exchange with the medium while moving along the trajectory $Y_K(C_0 \rightarrow C_1 \rightarrow \dots \rightarrow C_K)$ is

$$\Delta s_m[C(t)] = \sum_{\alpha=1}^K \Delta s_1(C_{\alpha-1}, C_\alpha), \quad (44)$$

as K changes from K_0 to K_γ ,

$$\Delta s_{m(K_0 K_\gamma)}[C(t)] = \sum_{\alpha=K_0}^{K_\gamma} \Delta s_1(C_{\alpha-1}, C_\alpha), \quad (45)$$

where we sum over all configuration changes. The corresponding dynamical partition function is [88]

$$Z(\lambda, \tau) = \langle e^{-\lambda s_m} \rangle \sim e^{\tau \theta(\lambda)}, \quad (46)$$

where λ is the parameter conjugate to s_m . In analogy with the activity, the mean entropy production rate in the λ -ensemble is given $\langle s_m \rangle / \bar{\tau} = -\partial \theta(\lambda) / \partial \lambda$. Assuming that the quantity $\Delta s_1 = \Delta s_1(C_{\alpha-1}, C_\alpha)$ is constant, expression (45) takes the form

$$\Delta s_{m(K_0 K_\gamma)}[C(t)] = \Delta s_1(K_\gamma - K_0), \quad (47)$$

where $K_\gamma = \langle K_\gamma \rangle$, $K_0 = \langle K_{\gamma=0} \rangle$.

Using expression (38) and the results of [88] (46), we obtain for the term from (39)

$$\begin{aligned} \bar{s}_m &= -\bar{\tau} \partial \theta(\lambda) / \partial \lambda|_{\lambda=0}, \quad \Delta s_m = \bar{s}_m|_{K_0} - \bar{s}_m|_{K_\gamma}, \quad \Delta s_m = (\bar{\tau}_\gamma - \bar{\tau}_0) \partial \theta(\lambda) / \partial \lambda|_{\lambda=0} = \\ &= [\bar{K}_0 \partial g(\gamma) / \partial \gamma|_{\gamma=0} - (\bar{K}_0 - \gamma B_k) \partial g(\gamma) / \partial \gamma + B_k g(\gamma)] \partial \theta(\lambda) / \partial \lambda|_{\lambda=0}, \end{aligned} \quad (48)$$

$$\langle \tau_\gamma \rangle = -\langle K_\gamma \rangle \partial g(\gamma) / \partial \gamma = -(\Delta s_m / \Delta s_1 + K_0) \partial g(\gamma) / \partial \gamma. \quad (49)$$

We obtain from (21), (39), (40)-(42), (48), (49)

$$\bar{s}_\gamma = \bar{s}_{\text{sys}} = -\langle \ln p_{s\gamma} \rangle, \quad \ln Z_s = \bar{\tau}_\gamma \theta(s), \quad \ln Z_\gamma = \bar{K}_\gamma g(\gamma), \quad (50)$$

$$\bar{s}_0 = \bar{s}_{\text{sys}}|_{\gamma=0} = s \langle K_0 \rangle + \ln Z_s|_{\gamma=0} = 0, \quad \gamma = 0, \quad \theta(s) = 0, \quad s = 0, \quad g(\gamma) = 0, \quad (51)$$

$$\Delta \bar{s}_{\text{sys}} = \bar{s}_0 - \bar{s}_\gamma = -s \langle K_\gamma \rangle - \gamma \langle \tau_\gamma \rangle - \ln Z_\gamma - \ln Z_s = -2g(\gamma) \langle K_\gamma \rangle - 2\gamma \langle \tau_\gamma \rangle. \quad (52)$$

Using the relation obtained in [88] from the general expression of the theory of large deviations, $\langle s_m \rangle = -\bar{\tau} \partial \theta(\lambda) / \partial \lambda|_{\lambda=0}$, assuming $\lambda=0$ (although arbitrary λ and the biased ensembles of trajectories are possible in [88]), from (48)–(50) we obtain

$$\Delta s_m = [-\bar{K}_0 a_1 + (\bar{K}_0 - \gamma B_k) \frac{a_1 + 2\gamma a_2}{1 + \gamma a_1 + \gamma^2 a_2} - B_k \ln(1 + \gamma a_1 + \gamma^2 a_2)] \frac{\partial \theta(\lambda)}{\partial \lambda}|_{\lambda=0}. \quad (53)$$

Let us expand the expressions from relation (53) into a series in γ up to the power γ^2 :

$$\ln(1 + \gamma a_1 + \gamma^2 a_2) = \gamma a_1 - \gamma^2 c_3 + \dots, \quad c_3 = a_1^2 / 2 - a_2, \quad \frac{a_1 + 2\gamma a_2}{1 + \gamma a_1 + \gamma^2 a_2} = a_1 - \gamma 2c_3 + \gamma^2 a_1(2c_3 - a_2) + \dots \quad (54)$$

If in (52) we used expansions (54), then

$$\Delta \bar{s}_{\text{sys}} = \bar{s}_0 - \bar{s}_\gamma = \Delta \bar{s}_{\text{tot}} - \Delta \bar{s}_m = \gamma^2 2(B_k a_1 + \bar{K}_0 c_3) = \gamma^2 a_s, \quad a_s = 2(B_k a_1 + \bar{K}_0 c_3), \quad \gamma = (\pm)(\Delta \bar{s}_{\text{sys}} / a_s)^{1/2}. \quad (55)$$

Restricting ourselves to linear terms with respect to γ in (53), (54), we obtain

$$\Delta s_m = -2\gamma[\bar{K}_0 c_3 + B_k a_1] \frac{\partial \theta(\lambda)}{\partial \lambda}|_{\lambda=0}, \quad \frac{\partial \theta(\lambda)}{\partial \lambda}|_{\lambda=0} = \mp \frac{1}{a_1}. \quad (56)$$

The sign in (54) depends on whether flows enter the environment (+ sign) or exit the system into the environment (- sign). An approximate expression (47), (37) is written

$$\langle \Delta s_m \rangle \approx (\bar{K}_0 - \bar{K}_\gamma) \langle \Delta s_1 \rangle = \gamma B_k \langle \Delta s_1 \rangle, \quad (57)$$

where $\langle \Delta s_1 \rangle$ is the mean of the entropy produced in the environment in a single transition $C \rightarrow C'$.

Comparing (56) and (57) we get the entropy produced in the environment in a single transition

$$\langle \Delta s_1 \rangle = (\pm) 2(1 + \bar{K}_0 / 6D_{K_0}). \quad (58)$$

The plus or minus sign is determined by the square root sign, and physically - by the flow sign: into the system from the environment or vice versa - from the system to the environment.

For further estimates, we need to know the explicit form of the function $g(\gamma)$. Let us consider an example of a classical two-level system [34, 35] (a quantum system can also be considered) with a function $g(\gamma)$ of the form (35). Up to γ^2 , from (53)–(54), (56) we obtain

$$\langle \Delta s_m \rangle = \gamma^2 (\mp a_m) - \gamma (\mp b_m), \quad a_m = B_k 3c_3 / a_1 + \bar{K}_0 (2c_3 - a_2), \quad b_m = \bar{K}_0 2c_3 / a_1 + 2B_k. \quad (59)$$

Substituting expression (35) into relations (39), (52), (53) leads to a transcendental equation for the parameter γ . If we expand into a series and restrict ourselves to quadratic terms in γ , then from (39), (55), (59) we obtain an equation for γ of the form

$$a\gamma^2 + b\gamma - \Delta s_{tot} = 0, \quad a = a_s + (\mp) a_m, \quad b = -(\mp) b_m. \quad (60)$$

The coefficients of this equation depend on the sign of expressions (53), (56), (59).

The solution of equation (60) has the form

$$\gamma = [\pm \sqrt{b^2 + 4\Delta s_{tot} a} - b] / 2a, \quad (61)$$

where the parameters a and b from expressions (59), (60), depending on the sign, take the values

$$a_+ = a_s + a_m, \quad a_- = a_s - a_m, \quad b_+ = -b_m, \quad b_- = b_m, \quad a_+ = \langle K_0 \rangle (4c_3 - a_2) + B_k (7a_1 / 2 - 3a_2 / a_1) > 0, \quad (62)$$

$$a_- = \langle K_0 \rangle a_2 + B_k (a_1 / 2 + 3a_2 / a_1) > 0, \quad b_+ < 0, \quad b_- > 0,$$

as for model (35) $4c_3 - a_2 > 0$, $7a_1 / 2 + 3a_2 / a_1 > 0$.

If in (61) we choose the + sign in front of the square root, then we get two solutions depending on the signs in (60). Let's denote them

$$1a) \quad \gamma_{1(+)(+)} = [\sqrt{b_+^2 + 4\Delta s_{tot} a_+} + b_+] / 2a_+ = [\sqrt{1 + 4\Delta s_{tot} a_+ / b_m^2} + 1] b_m / 2a_+ > 0. \quad (63)$$

The subscript 1(+) in (63) denotes the sign before the square root in (61), and the second plus sign corresponds to the sign choice in (60). At $\Delta s_{tot} = 0$, expression (63) is equal to $b_m / a_+ \neq 0$. Then expressions (55), (59) are not equal to zero, but $\Delta s_m = -\Delta s_{sys}$. This is a stationary nonequilibrium state (at $\Delta s_{tot} = 0$) as defined in [94]. In [93] it is shown that $\gamma \sim \sigma_s$, the production of entropy in the system; $\sigma_s \sim \Delta s_{sys} / \bar{\tau}_\gamma$, and $\gamma \sim q$, flows in the system. This case describes nonequilibrium stationary states when $\Delta s_{tot} = 0$, but $\Delta s_{sys} \neq 0$, $\Delta s_m \neq 0$, $\Delta s_{sys} = -\Delta s_m$, [94]. For the “–” sign in (60), we obtain the solution

$$1b) \quad \gamma_{1(+)(-)} = [\sqrt{1 + 4\Delta s_{tot} a_- / b_m^2} - 1] b_m / 2a_- > 0, \quad \Delta s_{tot} \geq 0. \quad (64)$$

At $\Delta s_{tot} = 0$, expression (64) vanishes. Then expressions (55), (59) also vanish. This is the equilibrium state (at $\Delta s_{tot} = 0$). In expressions (63), (64) there are no restrictions on positive values of Δs_{tot} .

If in (61) we choose the sign “–” in front of the square root, then we also obtain two solutions depending on the signs in (60):

$$2a) \quad \gamma_{2(-)(+)} = [-\sqrt{1 + 4\Delta s_{tot} a_+ / b_m^2} + 1] b_m / 2a_+ < 0, \quad (65)$$

$$2b) \quad \gamma_{2(-)(-)} = -[\sqrt{1 + 4\Delta\bar{s}_{tot}a_- / b_m^2} + 1]b_m / 2a_- < 0, \quad \Delta\bar{s}_{tot} \geq 0. \quad (66)$$

For negative values of γ , the convergence condition of the Laplace transform of the *FPT* distribution, partition function Z_γ from (40), must be satisfied. For example, for the Laplace transform of an exponential distribution of the *FPT* with mean value τ_0 , the condition $\gamma < 0$, $\gamma + 1/\tau_0 > 0$ must be satisfied. In this case (65), the change in entropy is limited by the relation

$$\gamma_{2(-)(+)} + 1/\tau_0 > 0, \quad \tau_0 = K_0 a_1, \quad \Delta s_{tot} < (a_+ / \tau_0 + b_m) / \tau_0. \quad (67)$$

In case 2b) (66), for the convergence of Z_γ , the condition $\Delta s_{tot} < (a_- / \tau_0 - b_m) / \tau_0$ must be satisfied. For the parameter values chosen below, the right side of this expression is negative. Since the total entropy change is non-negative, the values 2b) (66) are not realized. For case 2a) (65), condition (67) leads to a constraint of the form $d < 0.037$.

If we substitute $\Delta\bar{s}_{tot} = 0$ into equation (60), then we obtain the equation for γ ,

$$\gamma[\gamma(a_s \mp a_m) \pm b_m] = 0. \quad (68)$$

The first root of this equation is $\gamma=0$. Substituting this root into expressions (52), (55), (59) gives that $\Delta\bar{s}_{sys} = \Delta\bar{s}_m = 0$. This situation describes an equilibrium state 1b) (64), 2a) (65). The second root of equation (68) is $\gamma = \mp b_m / (\mp a_m + a_s)$. In this case $\Delta\bar{s}_{sys} \neq 0$, $\Delta\bar{s}_m \neq 0$, but $\Delta\bar{s}_{tot} = 0$. This is a stationary non-equilibrium state 1a). State 2b) (66) not realized. It can be seen from (35) that at $\gamma = 0$, $s = 0$. This case corresponds to a phase transition [2, 13]. When the dynamics has two phases, an active one for $s < 0$ and an inactive one for $s > 0$ [2, 13]. The used model (35) leads to the existence of two equilibrium states, one of which (64) is possible in any range of entropy changes, and the second is possible only in a narrow range of entropy changes defined by expression (67). A stationary nonequilibrium state was also obtained, in which the values $\gamma = 0$, $s = 0$ are not reached, and no phase transition occurs. Thus, the system has an active phase (64) with $\gamma > 0$, $s < 0$ and an inactive phase (65) with $\gamma < 0$, $s > 0$ which is limited. The transition between them occurs with a change in the branch γ from (64) to (65) and back through the equilibrium state, in which $s = 0$, $\Delta\bar{s}_{tot} = \Delta\bar{s}_{sys} = \Delta\bar{s}_m = 0$. In addition, there is an active phase (63) $\gamma > 0$, $s < 0$, a stationary nonequilibrium state without a phase transition.

If we consider not the average, but the random total change in entropy, then this value can be negative, not exceeding the Boltzmann constant. Then the exchange of entropy with the medium should be considered as a random variable.

Let us illustrate the obtained results of dependences on entropy change. Let us write out the ratios according to which Figures 1-3 were built. A two-level model (35) is used with the values of the parameters $\eta=5$, $k=1.25$, as in [35]. Value $K_0=100$. From (29)-(33) we have (at $\bar{K}_\gamma \approx \bar{K}_0$)

$$\bar{T} = \bar{\tau}_\gamma \approx \bar{K}_0 \frac{\partial g(\gamma)}{\partial \gamma} = \bar{K}_0 \frac{a_1 + 2\gamma a_2}{1 + \gamma a_1 + \gamma^2 a_2} = 10^2 \frac{1 + 0.32\gamma}{1 + \gamma + 0.16\gamma^2}, \quad \bar{K}_0 = 100, \quad (69)$$

$$D_{K_0} = \frac{\eta k(\eta^2 + k^2)}{(\eta + k)^3} \bar{T}_0 = 0.68 \bar{T}_0 = 0.68 \bar{K}_0, \quad \bar{T}_0 = \bar{K}_0 a_1, \quad D_T = \bar{K}_0 \frac{2(c_3 + \gamma a_1 a_2 + \gamma^2 a_1 a_2)}{(1 + \gamma a_1 + \gamma^2 a_2)^2}, \quad a_1 = 1, \quad (70)$$

$$CorrTk = \langle Tk \rangle - \langle T \rangle \langle k \rangle = 0.68 \bar{K}_0 \frac{a_1 + 2\gamma a_2}{1 + \gamma a_1 + \gamma^2 a_2}, \quad (71)$$

where \bar{T} is the average *FPT*, $D_{K_0} = \langle K_0^2 \rangle - \langle K_0 \rangle^2$ is the variance of K_0 , $D_T = \langle T^2 \rangle - \langle T \rangle^2$ is the variance of *FPT*, *CorrTk* is the correlation between T and k . The value of γ in (69)-(71) can be of the form (63) - (65). For model (35) with parameter values $\eta=5$, $k=1.25$, the values (63)-(65) are:

$$\gamma_{1(+)(+)} = 0.32[\sqrt{1+1.72d} + 1], \quad \gamma_{1(+)(-)} = 1.13[\sqrt{1+0.5d} - 1], \quad \gamma_{2(-)(+)} = 0.32[1 - \sqrt{1+1.72d}], \quad d = \Delta \bar{s}_{tot} / \bar{K}_0. \quad (72)$$

Figures 1-3 shows the behavior of the average *FPT* \bar{T} (69), dispersions of *FPT* (70) and correlator (71) depending on $\gamma_{1(+)(+)}$, $\gamma_{1(+)(-)}$, $\gamma_{2(-)(+)}$ (72) and parameter $d = \Delta \bar{s}_{tot} / \bar{K}_0$.

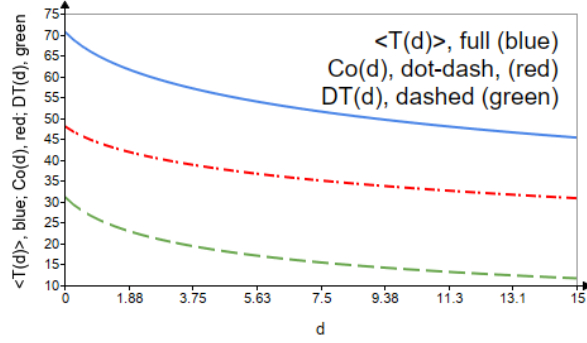


Fig. 1. The behavior of $\langle T(d) \rangle$ (69) [full (blue)], $DT(d)=D_T(d)$ (70) [dashed (green)], $CorrTk(d)=Co(d)$ (71) [dot-dash (red)] at $\gamma=\gamma_{1(+)(+)}$ (63), (72) from $d = \Delta \bar{s}_{tot} / \bar{K}_0$ in the range $0 < d < 15$.

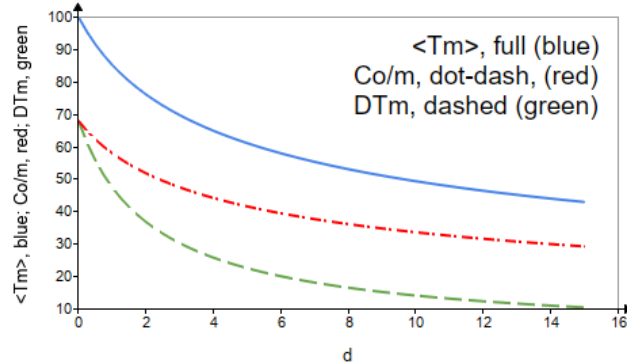


Fig. 2. The behavior of $\langle Tm(d) \rangle = \langle T(d) \rangle$ (69) [full (blue)], $DTm(d)=D_T(d)$ (70) [dashed (green)], $CorrTk(d)=Co/m(d)$ (71) [dot-dash (red)] at $\gamma=\gamma_{1(+)(-)}$ (64), (72) from $d = \Delta \bar{s}_{tot} / \bar{K}_0$ in the range $0 < d < 15$.

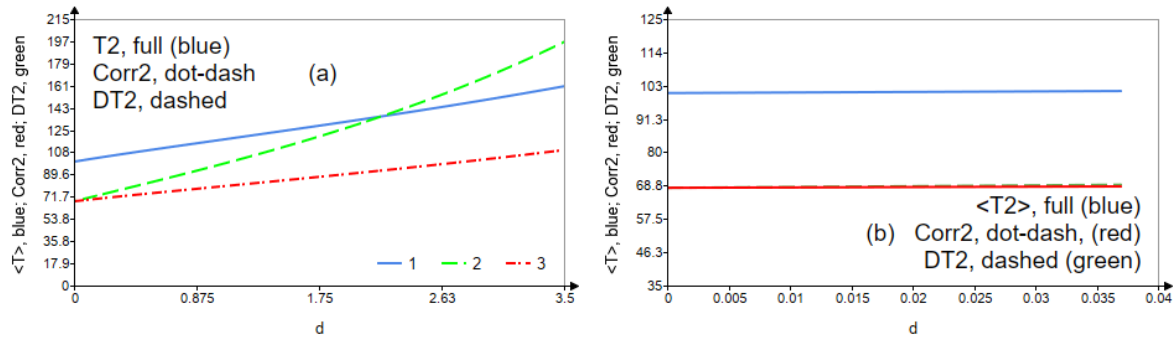


Fig. 3. The behavior of $\langle T(d) \rangle = T2$ (69) [full (blue)], $DT2(d)=D_T(d)$ (70) [dashed (green)], $CorrTk(d)=Corr2(d)$ (71) [dot-dash (red)] at $\gamma=\gamma_{2(-)(+)}$ (65), (72) from $d = \Delta \bar{s}_{tot} / \bar{K}_0$ in the range $0 < d < 3.5$ (Fig. 3a), and in the range $0 < d < 0.037$ (b).

Fig. 3b) corresponding to the convergence of the Laplace transform of the *FPT* distribution Z_γ , obtained from (67).

We write the dependence of the average activity \bar{K}_γ on the parameter γ in the form

$$\bar{K}_\gamma \approx -\bar{\tau}_0 \frac{\partial \theta(s)}{\partial s} \Big|_{s=g(\gamma)} = \bar{\tau}_0 \frac{\eta k(1+a_1\gamma+a_2\gamma^2)}{(\eta+k)\sqrt{1+4\eta k(a_1\gamma+a_2\gamma^2)/(\eta+k)^2}} = \bar{K}_0 \frac{1+a_1\gamma+a_2\gamma^2}{\sqrt{1+4(a_1\gamma+a_2\gamma^2)/(\eta+k)}}, \quad (73)$$

$$e^{-s} = 1+a_1\gamma+a_2\gamma^2$$

On Figure 4 shows the behavior of \bar{K}_γ (73) depending on $\gamma_{I(+)(+)}$, (72) $\bar{K}_{\gamma_{1+}}$, $\gamma_{I(+)(-)}$, (72) $\bar{K}_{\gamma_{1-}}$, at $\gamma > 0$, $s < 0$ (active phase) and on $\gamma_{2(-)(+)}$, (72) $\bar{K}_{\gamma_{2+}}$, at $\gamma < 0$, $s > 0$ (inactive phase) in scale $0 < d < 5$, Fig. 4a; $\bar{K}_{\gamma_{1-}}$, $\bar{K}_{\gamma_{2+}}$ at a scale of $0 < d < 0.037$ (Fig. 4b), corresponding to the convergence of the Laplace transform of the *FPT* distribution Z_γ , obtained from (67). Similar dependencies (but from s , not from γ) were obtained in [2, 13].

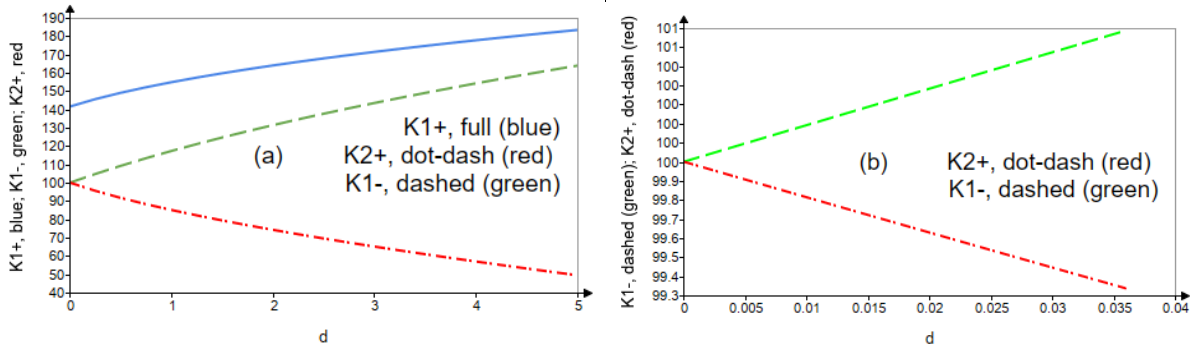


Fig. 4. The behavior of \bar{K}_γ (73) from $d = \Delta \bar{s}_{tot} / \bar{K}_0$ depending on $\gamma_{I(+)(+)}$ (72), $\bar{K}_{\gamma_{1+}} = K1+$ [full (blue)], depending on $\gamma_{I(+)(-)}$ (72), $\gamma > 0$, $s < 0$ (active phase), $\bar{K}_{\gamma_{1-}} = K1-$ [dashed (green)], and on $\gamma_{2(-)(+)}$ (72), $\bar{K}_{\gamma_{2+}} = K2+$ [dot-dash (red)], $\gamma < 0$, $s > 0$ (inactive phase). Panel (a) shows $\bar{K}_{\gamma_{1+}}$, $\bar{K}_{\gamma_{1-}}$, $\bar{K}_{\gamma_{2+}}$ in the range $0 < d < 5$. Panel (b) shows $\bar{K}_{\gamma_{1-}}$, $\bar{K}_{\gamma_{2+}}$ from $d = \Delta \bar{s}_{tot} / \bar{K}_0$ in the range $0 < d < 0.037$ (Fig. 4b) corresponding to the convergence of the Laplace transform of the *FPT* distribution Z_γ , obtained from (67).

Calculations Figs. 1-4 were carried out using expression (40), with a statistical sum of the form $Z_{A\gamma} = Z(s, \gamma) = Z_s Z_\gamma$, $Z_s = \sum_K e^{-sK} P(K)$, $Z_\gamma = Z_K(\gamma) \equiv \int_0^\infty d\tau e^{-\gamma\tau} P_K(\tau) \Big|_{x=\gamma} = e^{\langle K_\gamma \rangle g(\gamma)}$. If we calculate using expression (28), in which the partition function is equal to $Z = Z_\tau(s_{ef}) = \sum_K e^{-K(s-g(\gamma))} P(K)$, $s_{ef} = s - g(\gamma)$, and at large times $Z_\tau(s_{ef})_{\tau \rightarrow \infty} \rightarrow 1$, then expressions (72) are written as

$$\gamma_{01(+)(+)} = 0.47[\sqrt{1+1.2d} + 1], \quad \gamma_{01(+)(-)} = 0.35[-\sqrt{1-0.07d} + 1], \quad \gamma_{02(-)(+)} = 0.47[1 - \sqrt{1+1.2d}], \quad d = \Delta \bar{s}_{tot} / \bar{K}_0. \quad (74)$$

The designation 0 indicates that $\ln Z_\tau(s_{ef})_{\tau \rightarrow \infty} \rightarrow 0$. On Figs. 5-8 show the results of calculations with expressions (28), (74) corresponding to Figs. 1-4 obtained using expressions (40), (72). The behavior of the parameters γ does not change qualitatively. As in case (72), for case 1a) the quantity $\gamma_{01(+)(+)}$ describes the system in a stationary nonequilibrium state, for quantities 1b), 2a) $\gamma_{01(+)(-)}$ and $\gamma_{02(-)(+)}$ equilibrium states are possible, and the value $\gamma_{02(-)(-)}$ is not realized. Application of relation (67) to expressions (74) shows that for 1a) and $\gamma_{I(+)(+)}$ (67) is satisfied for all positive values of d . The same applies to case 1b) and $\gamma_{I(+)(-)}$. But the condition for the positivity of the radical expression gives the condition $d < 14.3$. For case 2a) and $\gamma_{2(-)(+)}$, condition (67) is satisfied for $d < 0.36$.

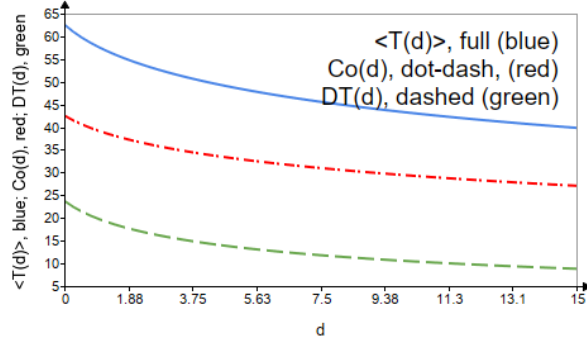


Fig.5. The behavior of $\langle T(d) \rangle$ (69) [full (blue)], $DT(d)=D_T(d)$ (70) [dashed (green)], $CorrTk(d)=Co0(d)$ (71) [dot-dash (red)] at $\gamma=\gamma_{0I(+)(+)}(63)$, (74) from $d = \Delta\bar{s}_{tot} / \bar{K}_0$ in the range $0 < d < 15$.

It can be seen that the first and second moments of FPT , the correlation of FPT and activity K behave in the same way as in Fig. 1, slightly shifting in height.

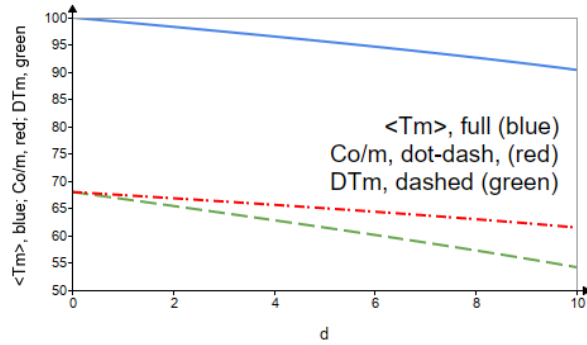


Fig.6. The behavior of $\langle T0m(d) \rangle = \langle T(d) \rangle$ (69) [full (blue)], $D0Tm(d)=D_T(d)$ (70) [dashed (green)], $Corr0Tk(d)=Co0m(d)$ (71) [dot-dash (red)] at $\gamma=\gamma_{0I(+)(+)}(64)$, (74) from $d = \Delta\bar{s}_{tot} / \bar{K}_0$ in the range $0 < d < 10$.

If Fig. 5 for partition function (28) almost completely repeats the behavior of Fig. 1 for partition function (40), then Fig. 6 for partition function (28) differs from Fig. 2 for the partition function (40) by a slower decay of the dependence on $d \sim \Delta s_{tot}$. But the general nature of dependence remains.

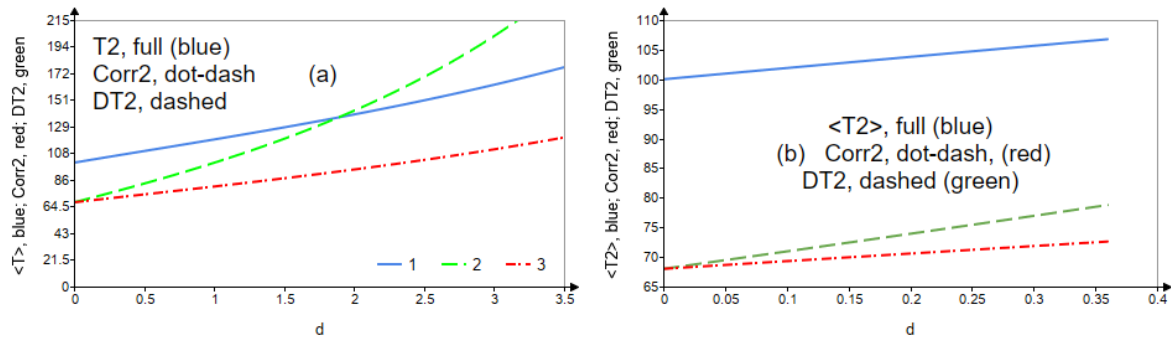


Fig.7. The behavior of $\langle T(d) \rangle = T02$ (69) [full (blue)], $DT02(d)=D_T(d)$ (70) [dashed (green)], $CorrTk(d)=Corr02(d)$ (71) [dot-dash (red)] at $\gamma=\gamma_{02(-)(+)}(65)$, (74) from $d = \Delta\bar{s}_{tot} / \bar{K}_0$ in the range $0 < d < 3.5$ (Fig 7a)) and $0 < d < 0.36$ (Fig. 7b)).

Fig. 7b) corresponded to the convergence of the Laplace transform of the FPT distribution Z_γ , obtained from (67).

In this case, there is almost complete agreement with Fig. 3. Curves in Fig. 7b grow faster than in Fig. 3b). The same is true with behavior \bar{K}_γ .

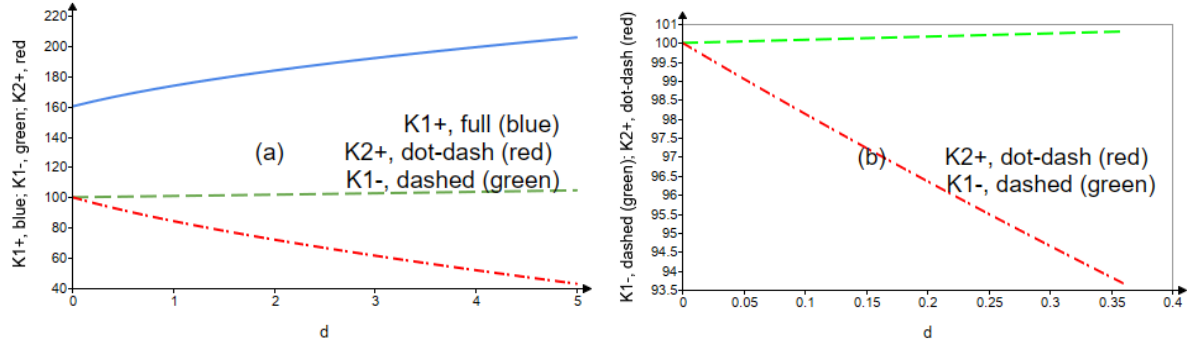


Fig. 8. The behavior of \bar{K}_γ (73) from $d = \Delta\bar{s}_{tot} / \bar{K}_0$ depending on $\gamma_{1(+)(+)} (74)$, $\bar{K}_{\gamma 1+} = K1+$ [full (blue)], depending on $\gamma_{1(+)(-)} (74)$, $\gamma > 0$, $s < 0$ (active phase), $\bar{K}_{\gamma 1-} = K1-$ [dashed (green)], and on $\gamma_{2(-)(+)} (74)$, $\bar{K}_{\gamma 2+} = K2+$ [dot-dash (red)], $\gamma < 0$, $s > 0$ (inactive phase). Panel (a) shows $\bar{K}_{\gamma 1+}$, $\bar{K}_{\gamma 1-}$, $\bar{K}_{\gamma 2+}$ in the range $0 < d < 5$. Panel (b) shows $\bar{K}_{\gamma 1-}$, $\bar{K}_{\gamma 2+}$ from $d = \Delta\bar{s}_{tot} / \bar{K}_0$ in the range $0 < d < 0.36$ (Fig. 8b) corresponding to the convergence of the Laplace transform of the *FPT* distribution Z_γ , obtained from (67).

It can be seen that the results also close with the results of Fig. 4. The general character of the behavior of the curves is preserved, differing in the details of the rate of decline and growth.

Thus, the results obtained using the calculations using expressions (28) and (40) are close, although the partition functions differ from each other. When deriving expression (28), fewer assumptions were made. Therefore, this expression may be more preferable.

5. Conclusion

In [85-86] *FPT* is considered as an independent thermodynamic variable present in the statistical ensemble. A similar situation arises in the thermodynamics of trajectories, when trajectories with random time (*FPT*) are studied [35], and the explicit form of the partition function is determined using the theory of large deviations with *LD* functions. The dependences of the average value of *FPT*, dispersions of *FPT* and dynamic activity, correlation between *FPT* and dynamic activity on the total entropy change, consisting of intrasystem entropy production and entropy exchange with the environment, are found.

In [86], the Gibbs canonical ensemble was generalized to a nonequilibrium situation by introducing an additional thermodynamic parameter *FPT*. In the thermodynamics of trajectories, a similar procedure is carried out for *x*-ensembles (see, for example, [34, 35]). In this paper, the approach of paper [86] for determining the dependence of the mean *FPT* on the change in entropy is applied to the formalism of thermodynamics of trajectories. The joint distribution for the dynamic activity *K* (in this case generalizations to other counting observables are also possible) and *FPT* are considered. If in [86] the random variables energy and *FPT* are assumed to be independent, the statistical sum is divided into two factors, the correlation between energy and *FPT* is equal to zero, then in this article the dependence between random distribution parameters is determined. When using the theory of large deviations for large values of dynamic activity *K*, when the distribution for *FPT* is written in the form of an *LD* function, the case of relatively small values of *FPT* is considered, an expression for the partition function of the form (28) depending on s_{ef} (28) is obtained. The first and second moments of random variables are determined, including the correlation between the dynamic activity of *K* and *FPT*. After that, larger *FPT* values are assumed when $s_{ef} = 0$.

The difference between this article and article [34] is that averaging is carried out over fixed values of K . One of the results of this approach is the emergence of the possibility to find an expression for the correlation between the values of K and τ . It is intuitively clear that such a correlation exists: the larger the FPT , the more events occur during this time. However, for fixed values of K this correlation is zero.

If the parameter γ with a positive sign in front of the square root in the solution of the quadratic equation (61) is positive and not limited, then the parameter γ with a negative sign is negative and is limited by the convergence of the Laplace transform of the FPT distribution; this value is small, which significantly reduces the possibility of increasing the FPT .

If the dependences, for example, of the average value of FPT on the total change in entropy, which may include control actions, are known, then we can consider the possibilities of optimal control. In this article, some general regularities of such a process are obtained.

With entropy flowing into the system and a negative sign in front of the square root, the average value of the FPT (as well as the dispersion of the FPT and the correlation between FPT and T) increases. However, an increase in the average value of FPT is possible only within limited limits of convergence of the Laplace transform of the FPT distribution, when condition (67) is satisfied. As can be seen from Figs 3b) and 7b), the average value of FPT in this range changes insignificantly. The dependences of the FPT moments on the change in entropy are calculated for two models of the partition function calculated using expressions (40) and (28). A close behavior of the dependences of the FPT moments for both partition functions is obtained.

The case of solutions of equations for the dependence of the parameter γ on the change in entropy, which corresponds to stationary nonequilibrium states, is also considered. In this case, zero and negative values of γ are not realized, there are only positive values of γ and the first and second moments of the distributions of activity and FPT corresponding to them. There is no phase transition, which occurs during the transition through the equilibrium state and the transition of the system from one branch of γ values to another.

Above, we noted the analogy between thermodynamics of trajectories and the method of nonequilibrium statistical operator. Both theories take into account the history of the system. At the same time, there are differences. Thus, time averaging is carried out in various ways. In thermodynamics of trajectories, the theory of large deviations is used, and in the NSO method only the principle of maximum entropy is used.

The results obtained are valid for a simple the classical two-level system (35). For other systems, with other functions $g(\gamma)$, the results may differ. So, apparently, not for all systems such a monotonous decrease in moments occurs at $\gamma_{I(+)(+)}$, $\gamma_{I(+)(-)}$, as in Fig. 1-2. However, such general results as, for example, the limitation of the negative parameter γ by the convergence of the Laplace transform of the distribution FPT , remain valid.

References

1. R. L. Jack, J. P. Garrahan, and D. Chandler, Space-time thermodynamics and subsystem observables in a kinetically constrained model of glassy materials, *J. Chem. Phys.*, **125** (18), 184509, 2006.
2. J. P. Garrahan, R. L. Jack, V. Lecomte, E. Pitard, K. van Duijvendijk, and F. van Wijland, First-order dynamical phase transition in models of glasses: An approach based on ensembles of histories, *Journal of Physics A: Mathematical and Theoretical*, **42** (7), 075007, 2009.

3. L. O. Hedges, R. L. Jack, J. P. Garrahan, and D. Chandler, Dynamic order-disorder in atomistic models of structural glass formers, *Science*, **323**(5919):1309-13. doi: 10.1126/science.1166665, 2009.
4. Y. S. Elmatad, R. L. Jack, D. Chandler, and J. P. Garrahan, Finite-temperature critical point of a glass transition. *Proc. Natl. Acad. Sci., Proceedings of the National Academy of Sciences*, **107**(29), 12793-12798, 2010.
5. J. P. Garrahan, Aspects of non-equilibrium in classical and quantum systems: Slow relaxation and glasses, dynamical large deviations, quantum non-ergodicity, and open quantum dynamics, *Physica A*, **504**:130-154, 2018.
6. R. L. Jack, Ergodicity and large deviations in physical systems with stochastic dynamics, *Eur. Phys. J. B*, **93**(4):74, 2020.
7. M. Merolle, J. P. Garrahan, and D. Chandler, Space-time thermodynamics of the glass transition, *Proc. Natl. Acad. Sci. USA*, **102**(31):10837, 2005.
8. V. Lecomte, C. Appert-Rolland, and F. van Wijland, Thermodynamic formalism for systems with markov dynamics, *J. Stat. Phys.*, **127**(1):51, 2007.
9. J. Kiukas and M. Gută, I. Lesanovsky and J. P. Garrahan, Equivalence of matrix product ensembles of trajectories in open quantum systems, *Physical Review E*, **92**(1), 2015, DOI:10.1103/PhysRevE.92.012132.
10. J. L. Lebowitz and H. Spohn, A Gallavotti–Cohen-Type Symmetry in the Large Deviation Functional for Stochastic Dynamics, *J. Stat. Phys.* **95**, 333-365 (1999).
11. M. Merolle, J. P. Garrahan and D. Chandler, Space–time thermodynamics of the glass transition, *Proc. Natl. Acad. Sci. U.S.A.* **102**, 10837 (2005).
12. V. Lecomte and J. Tailleur, A numerical approach to large deviations in continuous time, *J. Stat. Mech.*, **P03004** (2007).
13. J. P. Garrahan, R. L. Jack, V. Lecomte, E. Pitard, K. van Duijvendijk and F. van Wijland, Dynamic first-order phase transition in kinetically constrained models of glasses, *Phys. Rev. Lett.* **98**, 195702 (2007).
14. A. Baule and R. M. L. Evans, Invariant Quantities in Shear Flow, *Phys. Rev. Lett.* **101**, 240601 (2008).
15. L. O. Hedges, R. L. Jack, J. P. Garrahan and D. Chandler, Dynamic order-disorder in atomistic models of structural glass formers, *Science*, **323**, 1309 (2009).
16. R. L. Jack and J. P. Garrahan, Metastable states and space-time phase transitions in a spin-glass model, *Phys. Rev. E* **81**, 011111 (2010).
17. C. Giardinà, J. Kurchan, V. Lecomte and J. Tailleur, Simulating Rare Events in Dynamical Processes, *J. Stat. Phys.* **145**, 787 (2011).
18. E. Pitard, V. Lecomte and F. V. Wijland, Dynamic transition in an atomic glass former: a molecular dynamics evidence, *Europhys. Lett.* **96**, 56002 (2011).
19. C. Flindt and J. P. Garrahan, Trajectory Phase Transitions, Lee-Yang Zeros, and High-Order Cumulants in Full Counting Statistics, *Phys. Rev. Lett.* **110**, 050601 (2013).
20. R. Chetrite and H. Touchette, Nonequilibrium microcanonical and canonical ensembles and their equivalence, *Phys. Rev. Lett.* **111**, 120601 (2013).
21. V. Chikkadi, D. Miedema, B. Nienhuis and P. Schall, Shear banding of colloidal glasses - a dynamic first order transition? arXiv:1401.2100,
22. T. Nemoto and S. Sasa, Computation of large deviation statistics via iterative measurement-and-feedback procedure, *Phys. Rev. Lett.* **112**, 090602 (2014).

23. A. A. Budini, Large deviations of ergodic counting processes: A statistical mechanics approach, *Phys. Rev. E* **84**, 011141 (2011).
24. M. Esposito, U. Harbola and S. Mukamel, Nonequilibrium fluctuations, fluctuation theorems, and counting statistics in quantum systems, *Rev. Mod. Phys.* **81**, 1665 (2009).
25. J. P. Garrahan and I. Lesanovsky, Thermodynamics of Quantum Jump Trajectories, *Phys. Rev. Lett.* **104**, 160601 (2010).
26. J. Li, Y. Liu, J. Ping, S.-S. Li, X.-Q. Li and Y. Yan, Large-deviation analysis for counting statistics in mesoscopic transport, *Phys. Rev. B* **84**, 115319 (2011).
27. D. A. Ivanov and A. G. Abanov, Characterizing correlations with full counting statistics: Classical Ising and quantum XY spin chains, *Phys. Rev. E* **87**, 022114 (2013).
28. A. Gambassi and A. Silva, Large Deviations and Universality in Quantum Quenches, *Phys. Rev. Lett.* **109**, 250602 (2012).
29. D. Ruelle, *Thermodynamic formalism* (Cambridge University Press, 2004).
30. H. Touchette, The large deviation approach to statistical mechanics, *Phys. Rep.* **478**, 1 (2009).
31. Y. S. Elmatad and A. S. Keys, Manifestations of dynamical facilitation in glassy materials, *Phys. Rev. E* **85**, 061502 (2012).
32. T. Speck and D. Chandler, Constrained dynamics of localized excitations causes a non-equilibrium phase transition in an atomistic model of glass formers, *J. Chem. Phys.* **136**, 184509 (2012).
33. T. Speck, A. Malins and C. P. Royall, First-Order Phase Transition in a Model Glass Former: Coupling of Local Structure and Dynamics, *Phys. Rev. Lett.* **109**, 195703 (2012).
34. A. Budini, R. M. Turner, and J. P. Garrahan, Fluctuating observation time ensembles in the thermodynamics of trajectories, *Journal of Statistical Mechanics: Theory and Experiment*, **2014** (3), P03012.
35. J. P. Garrahan, Simple bounds on fluctuations and uncertainty relations for first-passage times of counting observables. *Phys. Rev. E*, **95**, 032134 (2017).
36. G. Bakewell-Smith, F. Girotti, M. Guță, J. P. Garrahan, Inverse thermodynamic uncertainty relations: general upper bounds on the fluctuations of trajectory observables, arXiv preprint arXiv:2210.04983.
37. T. R. Gingrich, J. M. Horowitz, N. Perunov, and J. L. England, Dissipation Bounds All Steady-State Current Fluctuations, *Phys. Rev. Lett.* **116**, 120601 (2016).
38. P. Pietzonka, A. C. Barato, and U. Seifert, Universal bounds on current fluctuations, *Phys. Rev. E*, **93**, 052145 (2016).
39. P. Pietzonka, A. C. Barato, and U. Seifert, Affinity- and topology-dependent bound on current fluctuations, *J. Phys. A* **49**, 34LT01 (2016).
40. T. R. Gingrich, G. M. Rotskoff, and J. M. Horowitz, arXiv:1609.07131.
41. A. C. Barato and U. Seifert, Thermodynamic Uncertainty Relation for Biomolecular Processes, *Phys. Rev. Lett.* **114**, 158101 (2015).
42. A. C. Barato and U. Seifert, Universal Bound on the Fano Factor in Enzyme Kinetics, *J. Phys. Chem. B*, **119**, 6555 (2015).
43. M. Poletini, A. Lazarescu, and M. Esposito, Tightening the uncertainty principle for stochastic currents, *Phys. Rev. E*, **94**, 052104 (2016).
44. C. Maes and K. Netocny, Canonical structure of dynamical fluctuations in mesoscopic nonequilibrium steady states, *Europhys. Lett.* **82**, 30003 (2008).

45. C. Maes, K. Netocny, and B. Wynants, Steady state statistics of driven diffusions, *Physica A*, **387**, 2675 (2008).
46. U. Basu, M. Krüger, A. Lazarescu, and C. Maes, Frenetic aspects of second order response, *Phys. Chem. Chem. Phys.* **17**, 6653 (2015).
47. S. Redner, *A Guide to First-Passage Processes*, Cambridge University Press, Cambridge, UK, 2001.
48. R. Metzler, G. Oshanin and S. Redner (ed), *First-Passage Phenomena and Their Applications*, Singapore: World Scientific, 2014, 608 p.
49. J. Masoliver, *Random Processes: First-Passage and Escape*, Singapore: World Scientific, 2018, 388 p.
50. V. I. Tikhonov, M. A. Mironov, *Markov processes*, Moskow, Soviet Radio, 1977 (in Russian).
51. C. W. Gardiner, *Handbook of Stochastic Methods* (2-nd edition), Springer, Berlin, 1990.
52. N. G. Van Kampen, *Stochastic Processes in Physics and Chemistry*, North-Holland, Amsterdam, 1992.
53. R. L. Stratonovich, *The elected questions of the fluctuations theory in a radio engineering*, Gordon and Breach, New York, 1967.
54. V. V. Ryazanov, S. G. Shpyrko, First-passage time: a conception leading to superstatistics. *Condensed Matter Physics*, **9**, 1(45), 71-80 (2006).
55. V. V. Ryazanov, First-passage time: a conception leading to superstatistics. I. Superstatistics with discrete distributions. Preprint: *physics/0509098*, 2005;
V. V. Ryazanov, First-passage time: a conception leading to superstatistics. II. Continuous distributions and their applications. Preprint: *physics/0509099*, 2005.
56. J-P. Bouchaud and A. Georges, Anomalous diffusion in disordered media: statistical mechanisms, models and physical applications, *Phys. Rep.* **195**, 127–293 (1990).
57. R. Metzler and J. Klafter, The random walk’s guide to anomalous diffusion: a fractional dynamics approach. *Phys. Rep.* **339**, 1–77 (2000).
58. S B. Yuste, G. Oshanin, K. Lindenberg, O. Bénichou and J. Klafter, Survival probability of a particle in a sea of mobile traps: a tale of tails. *Phys. Rev. E* **78**, 021105 (2008).
59. É. Roldán, I. Neri, M. Dörpinghaus, H. Meyer, and F. Jülicher, Decision Making in the Arrow of Time. *Phys. Rev. Lett.*, **115**, 250602 (2015).
60. K. Saito and A. Dhar, Waiting for rare entropic fluctuations. *Europhys. Lett.* **114**, 50004 (2016).
61. K. Ptaszynski, First-passage times in renewal and nonrenewal systems. *Phys. Rev. E*, **97**, 012127 (2018).
62. I. Neri, É. Roldán, and F. Jülicher, Statistics of Infima and Stopping Times of Entropy Production and Applications to Active Molecular Processes. *Phys. Rev. X*, **7**, 011019 (2017).
63. T. R. Gingrich and J. M. Horowitz, Fundamental Bounds on First Passage Time Fluctuations for Currents. *Phys. Rev. Lett.*, **119**, 170601 (2017).
64. P. Hänggi, P. Talkner, and M. Borkovec, Reaction-rate theory: fifty years after Kramers. *Rev. Mod. Phys.*, **62**, 251-341 (1990).
65. A. Longtin, A. Bulsara, and F. Moss, Time-interval sequences in bistable systems and the noise-induced transmission of information by sensory neurons. *Phys. Rev. Lett.* **67**, 656-659 (1991).
66. H. C. Tuckwell, *Introduction to Theoretical Neurobiology*, v. 2, Cambridge University Press, Cambridge UK, 1988.

67. A. Molini, P. Talkner, G. G. Katul, A. Porporato, First passage time statistics of Brownian motion with purely time dependent drift and diffusion, *Physica A*, **390**, 1841–1852 (2011).
68. F. Bouchet and J. Reygner, Generalisation of the Eyring–Kramers Transition Rate Formula to Irreversible Diffusion Processes, *Ann. Henri Poincaré*, **17**, 3499–3532, (2016).
69. R. S. Maier and D. L. Stein, Limiting exit location distributions in the stochastic exit problem, *SIAM Journal on Applied Mathematics*, **57**, No. 3, 752–790 (1997).
70. J. Masoliver and J. Perelló, First-passage and escape problems in the Feller process, *Physical review E*, **86**, 041116 (2012).
71. M. V. Day, Recent progress on the small parameter exit problem, *Stochastics*, **20**, 121–150 (1987).
72. D. Hartich and A. Godec, Duality between relaxation and first passage in reversible Markov dynamics: rugged energy landscapes disentangled, *New J. Phys.*, **20**, 112002 (2018).
73. D. Hartich and A. Godec, Interlacing relaxation and first-passage phenomena in reversible discrete and continuous space Markovian dynamics, *Journal of Statistical Mechanics: Theory and Experiment*, **2019** (2), 024002 (2019).
74. A. Godec and R. Metzler, Universal proximity effect in target search kinetics in the few-encounter limit, *Phys. Rev. X*, **6**, 041037, (2016).
75. S. D. Lawley, Universal formula for extreme first passage statistics of diffusion, *Phys. Rev. E* **101**, 012413, (2020).
76. S. D. Lawley, Distribution of extreme first passage times of diffusion, *J Math Biol.* **80**(7): 2301–2325 (2020).
77. J. B. Madrid and S. D. Lawley, Competition between slow and fast regimes for extreme first passage times of diffusion, *Journal of Physics A: Mathematical and Theoretical*, **53**, Number 33, 500243 (2020).
78. S. D. Lawley, J. B. Madrid, First passage time distribution of multiple impatient particles with reversible binding, *The Journal of Chemical Physics*, **150** (21), 214113 (2019).
79. D. Hartich, A. Godec, Extreme value statistics of ergodic Markov processes from first passage times in the large deviation limit, *J. Phys. A: Math. Theor.* **52**, 244001 (2019).
80. D. S. Grebenkov et al, New Trends in First-Passage Methods and Applications in the Life Sciences and Engineering, *J. Phys. A: Math. Theor.* **53**, 190301 (2020).
81. K. R. Ghusingaa, J. J. Dennehyb, and A. Singh, First-passage time approach to controlling noise in the timing of intracellular events, *Proceedings of the National Academy of Sciences of the United States of America*, *PNAS*, **114**, 693–698 (2017).
82. B. Lindner, Moments of the First Passage Time under External Driving, *Journal of Statistical Physics*, **117**, No. 3/4, (2004).
83. A. Godec, R. Metzler, First passage time distribution in heterogeneity controlled kinetics: going beyond the mean first passage time, *Scientific Reports*, **6**, 20349 (2016).
84. D. S. Grebenkov, First exit times of harmonically trapped particles: a didactic review, *Journal of Physics A: Mathematical and Theoretical*, **48**, 013001 (2014).
85. V. V. Ryazanov, Lifetime distributions in the methods of non-equilibrium statistical operator and superstatistics, *European Physical Journal B*, **72**, 629–639, (2009).
86. V. V. Ryazanov, First passage time and change of entropy, *Eur. Phys. J. B*, **94**, 242 (2021). <https://doi.org/10.1140/epjb/s10051-021-00246-0>.
87. Guryanova, Y., Popescu, S., Short, A. et al. Thermodynamics of quantum systems with multiple conserved quantities. *Nat Commun* **7**, 12049 (2016). <https://doi.org/10.1038/ncomms12049>.

88. T Speck, J. P. Garrahan, Space-time Phase Transitions in Driven Kinetically Constrained Lattice Models, *The European Physical Journal B*, **79**, 1-6, 2011.
89. D. N. Zubarev, *Non-equilibrium statistical thermodynamics*, Plenum-Consultants Bureau, New York, USA, 1974.
90. D. N. Zubarev, V. Morozov, and G. Röpke, *Statistical Mechanics of Non-equilibrium Processes: Basic Concepts, Kinetic Theory*, Akademie-Wiley VCH, Berlin, Germany, Vol. 1, 1996.
91. D. N. Zubarev, V. Morozov, and G. Röpke, *Statistical Mechanics of Non-equilibrium Processes: Relaxation and Hydrodynamic Processes*, Akademie-Wiley VCH, Berlin, Germany, Vol. 2, 1997.
92. V. V. Ryazanov, Lifetime of system and non-equilibrium statistical operator method. *Fortschritte der Physik/Progress of Physics*, **49**, 885–893 (2001).
93. V. V. Ryazanov, Comparison of extended irreversible thermodynamics and nonequilibrium statistical operator method with thermodynamics based on a distribution containing the first-passage time, Arxiv:2210.07734.
94. I. Prigogine, *Introduction to Thermodynamics of Irreversible Processes* (Second ed.), New York: Interscience, 1961. OCLC 219682909