





Thermoelectric signatures of order-parameter symmetries in iron-based superconducting tunnel junctions

Claudio Guarcello ^{1,2,*} Alessandro Braggio ^{3,†} Francesco Giazotto ^{3,‡} and Roberta Citro ^{1,2,4,§}

¹*Dipartimento di Fisica “E.R. Caianiello”, Università di Salerno,
Via Giovanni Paolo II, 132, I-84084 Fisciano (SA), Italy*

²*INFN, Sezione di Napoli Gruppo Collegato di Salerno,
Complesso Universitario di Monte S. Angelo, I-80126 Napoli, Italy*

³*NEST, Istituto Nanoscienze-CNR and Scuola Normale Superiore, Piazza San Silvestro 12, I-56127 Pisa, Italy*

⁴*CNR-SPIN c/o Università degli Studi di Salerno, I-84084 Fisciano (Sa), Italy*

(Dated: March 14, 2023)

Thermoelectrical properties are frequently used to characterize the materials and endow the free energy from wasted heat for useful purposes. Here, we show that linear thermoelectric effects in tunnel junctions (TJs) with Fe-based superconductors, not only address the dominance between particle and hole states, but even provide information about the superconducting order parameter symmetry. In particular, we observe that nodal order parameters present a maximal thermoelectric effect at lower temperatures than for nodeless cases. Finally, we show that superconducting TJs between iron-based and BCS superconductors could provide a thermoelectric efficiency ZT exceeding 6 with a linear Seebeck coefficient around $S \approx 800 \mu\text{V/K}$ at a few Kelvin. These results pave the way to novel thermoelectric machines based on multi-band superconductors.

Introduction – Physical systems based on hybrid superconducting junctions have demonstrated a great potential for energy management issues [1–4]. Recently, they also attracted interest for their unexpectedly good thermoelectric (TE) performance [5–12], finding also a role in different quantum technology applications [13–15]. In a two-terminal system, a necessary condition for thermoelectricity in the linear regime, i.e., for a small voltage δV and a small temperature bias δT , is breaking of the particle-hole (PH) symmetry. A sizable linear TE effect, much larger than that commonly found in metallic structures, has been recently reported in SC-ferromagnet tunnel junctions (TJs) [5, 6, 16], due to the spin-dependent effective breaking of PH symmetry.

Here, we show a robust linear TE effect in hybrid superconducting junctions with a multiband SC, namely, an iron-based SC (FeSC). Our results, beyond proving a linear TE effect with unconventional SCs, establish TE phenomena as a potential probe of the superconducting order parameter symmetries. In fact, one of the central problems for unconventional SCs is the nature of the pairing mechanism, which is tightly connected to the order parameter symmetries [17, 18]. Pairing symmetry is known to be d -wave in cuprates, but is still unresolved for the FeSCs. They are unique among unconventional SCs, since different ordering phenomena are present in a multi-orbital scenario [19–21]. It was first theoretically predicted that FeAs-based high-temperature SCs have a sign change of the order parameter on the Fermi surface [19]. Experimental evidence for FeSC seems to be favourable to s_{\pm} pairing, implying that the electron- and hole-like bands both develop an s -wave superconducting state with opposite sign in order parameter [19, 22]. Point contact Andreev reflection spectroscopy was also been applied to FeSCs to probe the order parameter symmetry [23, 24].

However, the results of these studies are not completely conclusive due to the complexity of the Andreev reflection spectra of a normal metal/ multiband-SC interface. Notably, bulk thermoelectrical measurements of FeSC have been reported for the normal state [25], although

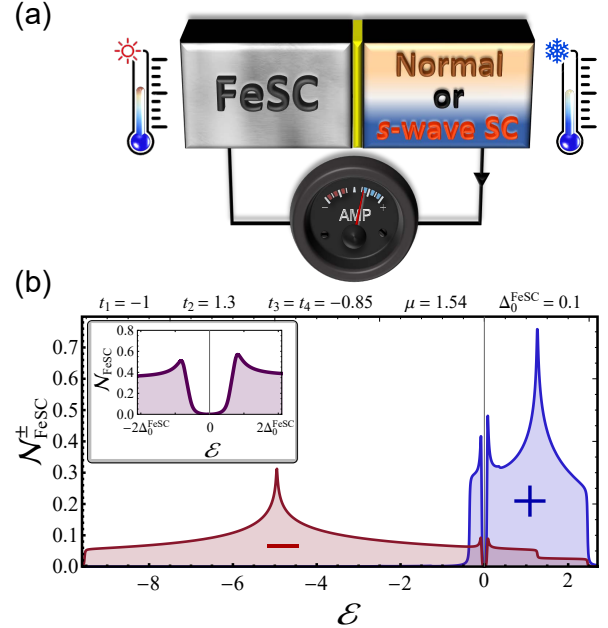


FIG. 1. (a) Cartoon of the thermally-biased TJ formed by an FeSC and a normal or a s -wave superconducting electrode. (b) Electron-like (+, blue curve) and hole-like (–, red curve) band contributions to the DoS, $N_{\text{FeSC}}^{\pm}(\epsilon)$, see Eq. (S3). The hopping parameters, in units of $|t_1|$, are $(t_1, t_2, t_3, t_4) = (-1, 1.3, -0.85, -0.85)$. The chemical potential is taken at half filling $\mu = 1.54$, and the gap size is assumed to be $\Delta_0^{\text{FeSC}} = 0.1$. The inset shows a magnification of the total DoS, $N_{\text{FeSC}}(\epsilon)$, in the energy range $|\epsilon| \leq 2\Delta_0^{\text{FeSC}}$.

the analysis is quite intricate due to the competition of different mechanisms, such as phonon- [26] and magnon-drag phenomena [27], in a multiband setting. The linear TE properties of a TJ between a FeSC and a normal metal allow identifying the strong intrinsic PH asymmetry in the FeSC density of states (DoS) in a quite direct way, *also for* the superconducting phase. We will also potentially discriminate between different order parameter symmetries. Furthermore, if the normal-metal is replaced by a Bardeen-Cooper-Schrieffer (BCS) SC, we observe also astounding TE figures of merit, which may be relevant for energy harvesting applications and quantum technologies [14, 15, 28, 29].

Thermoelectrical transport – In order to address the physics of the FeSC, we focus on the linear TE properties of a TJ between FeSC and a normal metal (or a SC), see Fig. 1(a). The linear-response coefficients of charge (I) and heat (\dot{Q}) currents can be expressed in terms of the Onsager matrix [30]

$$\begin{pmatrix} I \\ \dot{Q} \end{pmatrix} = \begin{pmatrix} \sigma & \alpha \\ \alpha & \kappa T \end{pmatrix} \begin{pmatrix} \delta V \\ \delta T/T \end{pmatrix}, \quad (1)$$

where we assumed time reversal symmetry satisfied and a small voltage (temperature) bias δV (δT). Here, α is the TE coefficient, while σ and κ are the electric and thermal conductances, respectively. At the lowest order of tunneling, it is easy to express those linear coefficients as

$$\begin{pmatrix} \sigma \\ \alpha \\ \kappa \end{pmatrix} = \frac{G_T}{e} \int_{-\infty}^{\infty} \begin{pmatrix} e \\ \varepsilon \\ \varepsilon^2/eT \end{pmatrix} \frac{\mathcal{N}_L(\varepsilon)\mathcal{N}_R(\varepsilon)d\varepsilon}{4k_B T \cosh^2(\varepsilon/2k_B T)} \quad (2)$$

in terms of the lead DoS, $\mathcal{N}_j(\varepsilon)$ with $j = L, R$, where G_T is the normal-state conductance of the junction, $-e$ is the electron charge, and k_B is the Boltzmann constant. In our analysis, we take into account two different cases, i.e., a junction formed between a FeSC tunnel coupled with a normal lead, i.e., with $\mathcal{N}_R(\varepsilon) = 1$ being the energy-independent normalized DoS in Eq. (2), or alternatively with an s -wave SC, with $\mathcal{N}_R(\varepsilon) = \left| \text{Re} \left[\frac{\varepsilon + i\Gamma}{\sqrt{(\varepsilon + i\Gamma)^2 - \Delta_0^2(T)}} \right] \right|$, where $\Gamma = \gamma\Delta_0$ is the phenomenological Dynes parameter [31], $\Delta_0 = 1.764k_B T_c$, and T_c is the critical temperature of the BCS SC. In this model, it is also implicitly assumed that the Josephson coupling [32, 33] between the two superconducting leads is strongly suppressed [34].

To calculate the DoS of FeSC we rely on the two-orbital, four-band tight-binding approach by Raghu *et. al* [1], which is the minimal model [36]. The diagonalization of this tight-binding Hamiltonian model leads to eigenvalues that can be written in a compact form as

$$\varepsilon_{\mathbf{k}\pm}^d = \sqrt{(\varepsilon_{\mathbf{k}\pm}^0)^2 + |\vec{d}_{\mathbf{k},g}|^2}. \quad (3)$$

Here $\varepsilon_{\mathbf{k}\pm}^0 = \xi_{\mathbf{k}+} - \mu \pm \sqrt{\xi_{\mathbf{k}xy}^2 + \xi_{\mathbf{k}-}^2}$, μ is the chemical potential, and $\vec{d}_{\mathbf{k},g} = (0, 0, s_{x^2y^2})$, where $s_{x^2y^2} \equiv s_{\pm} = \Delta_0^{\text{FeSC}} \cos k_x \cos k_y$, Δ_0^{FeSC} is the gap size, and $|\vec{d}_{\mathbf{k}}|^2$ represents the effective amplitude of the pairing interactions [2]. For the explicit expressions of $\xi_{\mathbf{k}\pm}$ and $\xi_{\mathbf{k}xy}$ we refer the reader to SM. We adopted the s_{\pm} -wave state which is the mostly accepted FeSC pairing state [38, 39]. However, the multiband character of FeSCs offers also chances for more exotic pairing states [2, 39], and thus we will also discuss TE properties with other order parameter symmetries in the following. Hereafter, we took the interorbital hopping parameter $|t_1|$ as a standard unit of energy, and temperature will be measured in units of $|t_1|/k_B$ [40]. Finally, the FeSC total DoS turns out to be the sum of an electron-like [$+$, blue curve in Fig. 1(b)] and a hole-like [$-$, red curve in Fig. 1(b)] band contribution [41], $\mathcal{N}_{\text{FeSC}}(\varepsilon) = \mathcal{N}_{\text{FeSC}}^+(\varepsilon) + \mathcal{N}_{\text{FeSC}}^-(\varepsilon)$, where

$$\mathcal{N}_{\text{FeSC}}^{\pm}(\varepsilon) = \sum_{\mathbf{k}} \frac{\varepsilon + \varepsilon_{\mathbf{k}\pm}^0}{2\varepsilon_{\mathbf{k}\pm}^d} \{ \delta[\varepsilon_{\mathbf{k}\pm}^d - \varepsilon] - \delta[\varepsilon_{\mathbf{k}\pm}^d + \varepsilon] \} \quad (4)$$

Note also that the superconducting instability opens the gap symmetrically around the chemical potential, as illustrated in the inset of Fig. 1(b) (see also SM).

Figures of merit – In order to quantify the TE performance, it is usual to consider the Seebeck coefficient $S = -\alpha/(\sigma T)$ and thermodynamic efficiency with the dimensionless figure of merit $ZT = S^2\sigma T/[\kappa - \alpha^2/(\sigma T)]$. A large value of ZT means better thermodynamic efficiency and if it tends to infinity, the efficiency of the device tends to the Carnot limit. In the following, we show how S and ZT of an FeSC-insulator-normal metal (FeSC-I-N) junction depend on the temperature, considering possible different values of Δ_0^{FeSC} [42]. and changing the doping level, μ [43].

Figures 2(a) and (b) collect the $S(T, \Delta_0^{\text{FeSC}})$ and $ZT(T, \Delta_0^{\text{FeSC}})$ maps at the half-filling condition $\mu = 1.54$. For a given Δ_0^{FeSC} , both the Seebeck coefficient and the TE efficiency behave non-monotonically, with a clear maximum that shifts towards gradually higher temperatures as Δ_0^{FeSC} increases. Indeed, Δ_0^{FeSC} is the energy scale which mainly influences the optimal temperature that maximizes the TE effect. Furthermore, by increasing Δ_0^{FeSC} the subgap states reduce, correspondingly requiring higher energies to achieve the same TE effect. The use of FeSCs is a further advantage over conventional SC configurations, since it allows operation at higher temperatures that provide a larger Seebeck coefficient.

Figures 2(c) and (d) show what happens when changing the doping level, keeping fixed $\Delta_0^{\text{FeSC}} = 0.1$ [44]. The FeSC DoS dependence on μ is illustrated in SM. The $S(T, \mu)$ map still reveals single-peaked profiles, but modifying the doping we observe the inversion of the Seebeck coefficient sign around $\mu \sim 0.75$, below (above) which $S > 0$ ($S < 0$) for the hole (electron) DoS contribution

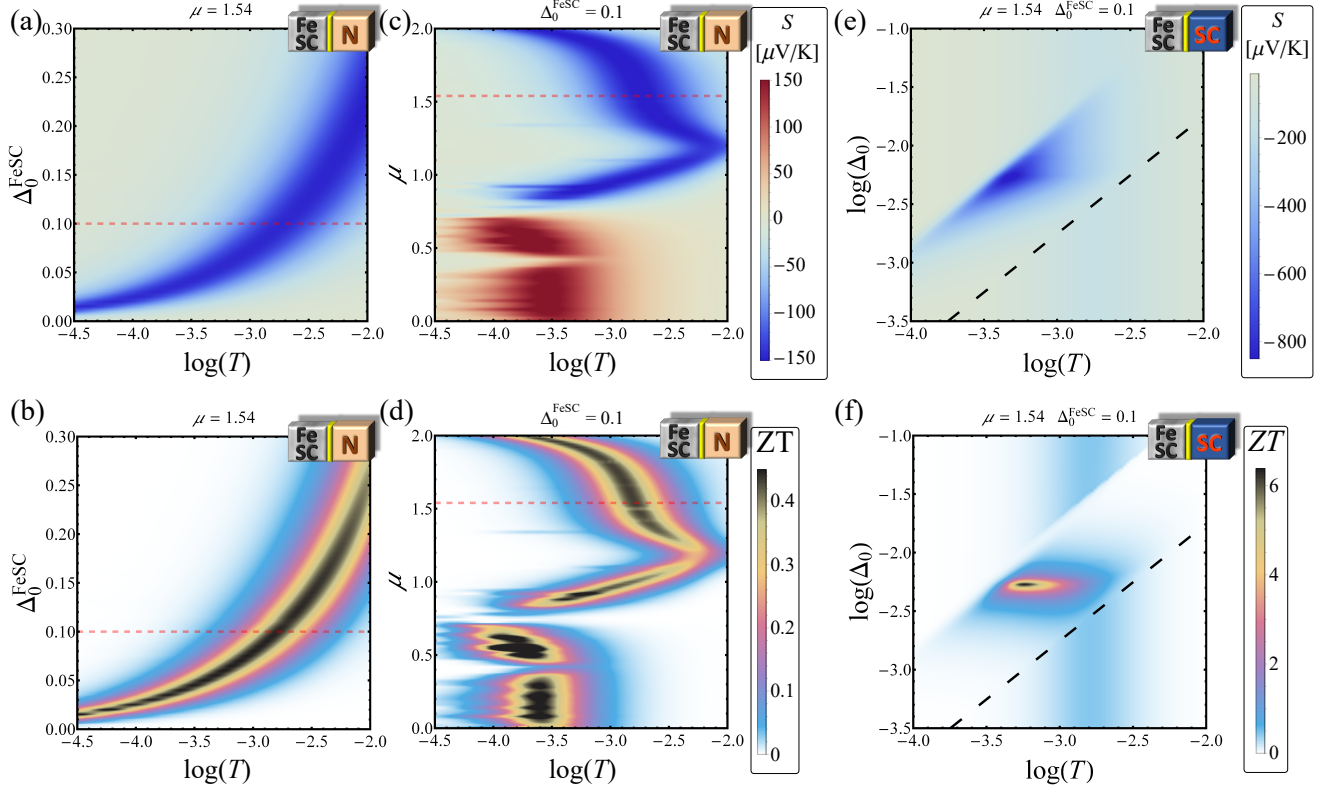


FIG. 2. FeSC-I-N junction: (a) and (b) Seebeck coefficient, $S(T, \Delta_0^{\text{FeSC}})$, and figure of merit, $ZT(T, \Delta_0^{\text{FeSC}})$ at $\mu = 1.54$. (c) and (d) $S(T, \mu)$ and $ZT(T, \mu)$, at $\Delta_0^{\text{FeSC}} = 0.1$. The legends in panels (c) and (d) refer also to panels (a) and (b), respectively, and the red dashed line marks the condition $(\Delta_0^{\text{FeSC}}, \mu) = (0.1, 1.54)$. FeSC-I-S junction: (e) and (f) $S(T, \Delta_0)$ and $ZT(T, \Delta_0)$, at $\mu = 1.54$, $\Delta_0^{\text{FeSC}} = 0.1$, and $\gamma = 10^{-4}$. The dashed lines in panels (c) and (f) mark the values $\Delta_0^{\text{th}} = 1.764T$. A cartoon in the top-right corner of each panel helps to recognise the type of junction considered at a glance.

dominates. We note that the point at which the Seebeck coefficient changes sign differs from the half-filling condition. The reason of that is the lack of symmetry between particle-like and hole-like bands for an FeSC in the energy window determined by the working temperatures.

In the cases discussed so far, we achieve Seebeck coefficients up to $|S| \sim 150 \mu\text{V/K}$ reaching also TE efficiencies of $ZT \sim 0.5$. In the case of an undoped FeSC, $\mu = 1.54$, with $\Delta_0^{\text{FeSC}} = 0.1$, i.e., the red dashed lines in Fig. 2(a-d), the highest TE efficiency is reached at $T \simeq 1.6 \times 10^{-3}$, which may be a temperature around 2.8 K.

We remark that the maximum Seebeck coefficient we obtain is several orders of magnitude larger than that usually found in metallic structures at the same temperatures. However, the thermoelectricity of the FeSC-I-N junction outperforms magnetic TJs [45] and is quite well comparable with hybrid SCs-ferromagnets TJs [46, 47]. It is noteworthy to show that, if we replace the normal metal with a BCS SC with a gap Δ_0 , the linear thermoelectricity can be further enhanced. This effect can be ascribed to the additional contribution of the conventional DoS peaks intertwined with the multi-band character of the FeSC. Thus, in Fig. 2(e) and (f) we present the $S(T, \Delta_0)$ and $ZT(T, \Delta_0)$ maps of a FeSC-

insulator-SC (FeSC-I-S) TJ. In this case, we assume a specific FeSC with a given gap $\Delta_0^{\text{FeSC}} = 0.1$ and we explore the TE response at different values of the BCS superconducting gap Δ_0 . A region of the (T, Δ_0) parameter space emerges in which both Seebeck coefficient and TE efficiency increase significantly, even reaching the values $|S| \sim 870 \mu\text{V/K}$ and $ZT \sim 6.5$ at $(T, \Delta_0)_{\text{max}} \simeq (0.63, 5.3) \times 10^{-3}$. In natural units, these quantities correspond to $T \simeq 1.8$ K for a BCS SC with $T_c \simeq 5.2$ K [48].

Order parameter symmetry detection – We show here that TE figures of merit are also a powerful tool for addressing order-parameter symmetry (OPS). We compare the temperature dependence of S and ZT of an FeSC-I-N TJ, with $\mu = 1.54$ and $\Delta_0^{\text{FeSC}} = 0.1$, taking into account different OPSs: we cover the three possible s -wave symmetries, i.e., the constant-gap case s_0 , $s_{x^2y^2} = \Delta_0^{\text{FeSC}} \cos k_x \cos k_y$, and $s_{x^2+y^2} = \Delta_0^{\text{FeSC}} (\cos k_x + \cos k_y)/2$, and the two d -wave symmetries, i.e., $d_{xy} = \Delta_0^{\text{FeSC}} \sin k_x \sin k_y$ and $d_{x^2-y^2} = \Delta_0^{\text{FeSC}} (\cos k_x - \cos k_y)/2$ [49]. Since it will be useful later on, we recall that the $d_{x^2-y^2}$, d_{xy} , and $s_{x^2+y^2}$ OPSs are nodal, while the others are nodeless [2, 3].

Figure 3 demonstrates that the TE figures of merit can provide valuable clues for determining the OPS of

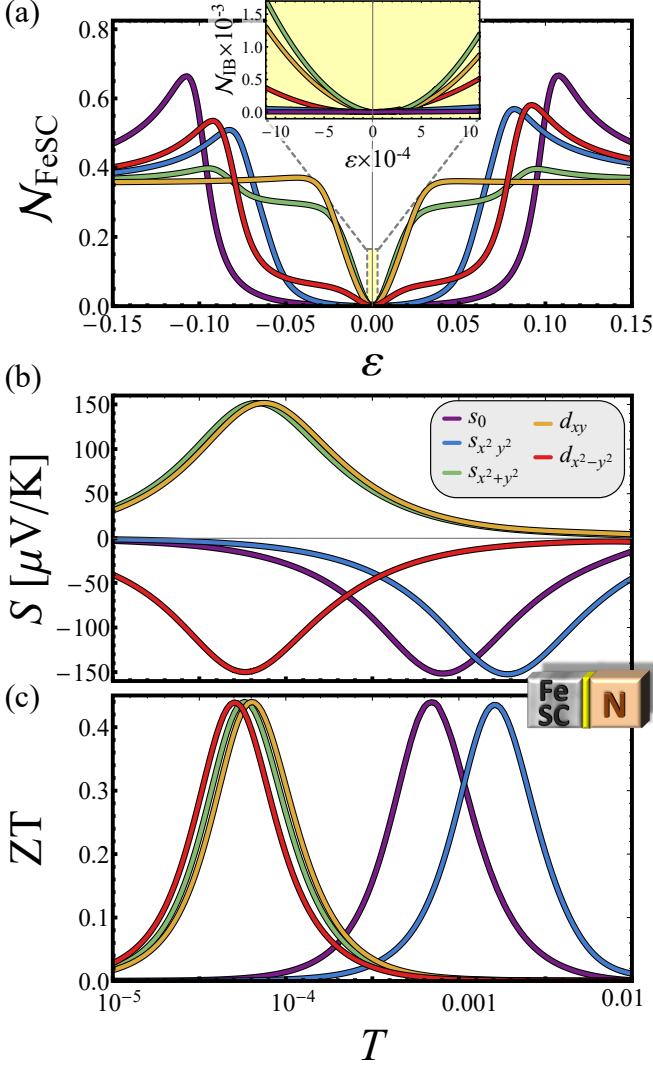


FIG. 3. FeSC-I-N junction: (a) DoS, $\mathcal{N}_{\text{FeSC}}(\varepsilon)$, (b) Seebeck coefficient, $S(T)$, and (c) figure of merit, $ZT(T)$ by changing the symmetry of the order parameter, at $\mu = 1.54$ and $\Delta_0^{\text{FeSC}} = 0.1$. The inset in (a) illustrates the low-energy behaviour of the DoSs. The legend in panel (b) refers to all panels.

the system. Starting from the top of this figure, panel (a) takes a closer look at the different DoSs in play, with the inset serving to highlight the low-energy region. Figures 3(b)-(c) illustrate the Seebeck coefficient $S(T)$ and the TE efficiency $ZT(T)$, both showing, in a semilog scale, bell-shaped, single-peaked profiles for each symmetry considered. It immediately stands out that the “position” of these peaks depends strongly on the OPS: indeed, for the s_0 and $s_{x^2y^2}$ cases, both S and ZT are peaked roughly around $T^{\text{peak}} \sim 10^{-3}$, while the other symmetries give S and ZT peaks centred on temperatures an order of magnitude lower. To give realistic numbers (here the subscript distinguishes symmetries), the S

peak for nodeless OPS is located at $T_{x^2y^2}^{\text{peak}} \simeq 3.3$ K (blue), $T_0^{\text{peak}} \simeq 1.4$ K (violet), whereas for nodal cases one finds $T_{xy}^{\text{peak}} \simeq 0.13$ K (yellow), $T_{x^2+y^2}^{\text{peak}} \simeq 0.12$ K (green), and $T_{x^2-y^2}^{\text{peak}} \simeq 0.10$ K (red). To grasp this result, we recall that the energy window relevant for calculating the TE coefficients scales with temperature, i.e., $|\varepsilon| \sim T$ (see SM for more details). For instance, the energies considered in the inset of Fig. 3(a) are essentially those where one should focus if $T \sim 10^{-4}$. Here, it is evident that only the d_{xy} , $s_{x^2+y^2}$ and $d_{x^2-y^2}$ DoSs (i.e., those showing ZTs peaked at these temperatures) are clearly non-zero. We see that nodeless FeSC pairings present maximal thermoelectricity (absolute value of the Seebeck coefficient) at relatively high temperatures. Instead, for the nodal cases, due to the presence of low energy states in the gap, the maximal thermoelectricity is observed at much lower temperature regimes. This result is quite robust against variations of the gap amplitude and hopping parameter values, as discussed in SM. Furthermore, we also see that the first two DoSs, i.e., the yellow and green curves, are unbalanced toward the hole side ($\varepsilon < 0$), unlike the third, i.e., the red curve, which appears to be slightly unbalanced toward particle side ($\varepsilon > 0$). This is directly reflected in the sign of S , which immediately tells us the PH asymmetry of the FeSC DoS and, therefore, $S > 0$ ($S < 0$) in the former (latter) case. This is clearly confirmed also by looking the PH asymmetry of the DoSs on the larger energy scale considered in Fig. 3(a). It is evident, for instance, that the s_0 and $s_{x^2y^2}$ OPSs, i.e., the violet and blue curves, respectively, are unbalanced to the right, i.e., the particle contribution dominates, thereby making S negative.

We emphasize that, in principle, the measurement of the PH asymmetry could be addressed by directly measuring the tunneling differential conductance. However, a systematic experimental asymmetry in the bias polarization of the junction cannot be easily excluded losing sensitivity for small PH asymmetry. The linear thermoelectricity much safely returns this information in an independent way. Yet, we stress that the thermoelectrical signatures discussed in this Letter, being associated with the quasiparticle tunneling in the junction, are not affected by any phonon- or magnon-drag effects, which instead usually influence the bulk TE properties in the normal phase [25].

Conclusions – To summarize, we have demonstrated that an FeSC tunnel junction can show sizable TE efficiency, and that both the TE figure of merit and the Seebeck coefficient are found to be non-monotonic, single-peaked functions of temperature. Moreover, they can provide details on the underlying symmetry of the order parameter addressing the PH asymmetry of the DoS. In particular, the position of both the ZT and S peaks allows us to clearly distinguish nodal from nodeless symmetries. Furthermore, the sign of S provides further information

on the asymmetry of PH, distinguishing cases where the TE efficiency is not discriminating, such as for the two d -waves symmetries. Our results also establish the relevance of multiband SCs for a novel generation of TE devices.

As a closing remark, we observe that the proposed approach may be used for studying other quantum materials [39]. Multi-orbital pairing approaches have been widely used also to shed light in other multiband SCs, such as ruthenates and nickelates, and insights about Hund-metal. Therefore, the TE-based investigation of tunneling junctions presented in this Letter complements the actual experimental techniques, finding a fertile ground for the study of novel quantum materials.

F.G. acknowledges PNRR MUR project PE0000023-NQSTI for partial financial support. F.G. and A.B. acknowledge the EU's Horizon 2020 research and innovation program under Grant Agreement No. 964398 (SUPERGATE) and No. 101057977 (SPECTRUM) for partial financial support. A.B. acknowledges the Royal Society through the International Exchanges between the UK and Italy (Grants No. IEC R2 212041).

* Corresponding author: cguarcello@unisa.it

† alessandro.braggio@nano.cnr.it

‡ francesco.giazotto@nano.cnr.it

§ rocitro@unisa.it

- [1] A. Fornieri and F. Giazotto, "Towards phase-coherent caloritronics in superconducting circuits," *Nat. Nanotechnol.* **12**, 944 (2017).
- [2] S.-Y. Hwang and B. Sothmann, "Phase-coherent caloritronics with ordinary and topological Josephson junctions," *Eur. Phys. J. Spec. Top.* **229**, 683 (2020).
- [3] F. Giazotto, T. T. Heikkilä, A. Luukanen, A. M. Savin, and J. P. Pekola, "Opportunities for mesoscopies in thermometry and refrigeration: Physics and applications," *Rev. Mod. Phys.* **78**, 217 (2006).
- [4] J. T. Muhonen, M. Meschke, and J. P. Pekola, "Micrometre-scale refrigerators," *Rep. Prog. Phys.* **75**, 046501 (2012).
- [5] A. Ozaeta, P. Virtanen, F. S. Bergeret, and T. T. Heikkilä, "Predicted very large thermoelectric effect in ferromagnet-superconductor junctions in the presence of a spin-splitting magnetic field," *Phys. Rev. Lett.* **112**, 057001 (2014).
- [6] S. Kolenda, M. J. Wolf, and D. Beckmann, "Observation of thermoelectric currents in high-field superconductor-ferromagnet tunnel junctions," *Phys. Rev. Lett.* **116**, 097001 (2016).
- [7] F. S. Bergeret, M. Silaev, P. Virtanen, and T. T. Heikkilä, "Colloquium: Nonequilibrium effects in superconductors with a spin-splitting field," *Rev. Mod. Phys.* **90**, 041001 (2018).
- [8] R. Hussein, M. Governale, S. Kohler, W. Belzig, F. Giazotto, and A. Braggio, "Nonlocal thermoelectricity in a Cooper-pair splitter," *Phys. Rev. B* **99**, 075429 (2019).
- [9] G. Marchegiani, A. Braggio, and F. Giazotto, "Nonlinear thermoelectricity with electron-hole symmetric systems," *Phys. Rev. Lett.* **124**, 106801 (2020).
- [10] G. Blasi, F. Taddei, L. Arrachea, M. Carrega, and A. Braggio, "Nonlocal thermoelectricity in a superconductor-topological-insulator-superconductor junction in contact with a normal-metal probe: Evidence for helical edge states," *Phys. Rev. Lett.* **124**, 227701 (2020).
- [11] G. Blasi, F. Taddei, L. Arrachea, M. Carrega, and A. Braggio, "Nonlocal thermoelectricity in a topological Andreev interferometer," *Phys. Rev. B* **102**, 241302 (2020).
- [12] G. Germanese, F. Paolucci, G. Marchegiani, A. Braggio, and F. Giazotto, "Bipolar thermoelectric Josephson engine," *Nat. Nanotechnol.* **17**, 1084 (2022).
- [13] F. Giazotto, P. Solinas, A. Braggio, and F. S. Bergeret, "Ferromagnetic-insulator-based superconducting junctions as sensitive electron thermometers," *Phys. Rev. Appl.* **4**, 044016 (2015).
- [14] T. T. Heikkilä, R. Ojajärvi, I. J. Maasilta, E. Strambini, F. Giazotto, and F. S. Bergeret, "Thermoelectric radiation detector based on superconductor-ferromagnet systems," *Phys. Rev. Appl.* **10**, 034053 (2018).
- [15] F. Paolucci, G. Germanese, A. Braggio, and F. Giazotto, "A highly-sensitive broadband superconducting thermoelectric single-photon detector," *arXiv preprint arXiv:2302.02933* (2023).
- [16] P. Machon, M. Eschrig, and W. Belzig, "Giant thermoelectric effects in a proximity-coupled superconductor-ferromagnet device," *New J. Phys.* **16**, 073002 (2014).
- [17] G. Goll, *Unconventional Superconductors: Experimental Investigation of the Order-Parameter Symmetry of Unconventional Superconductors* (Springer Berlin Heidelberg, Berlin, Heidelberg, 2006).
- [18] R. Citro and F. Mancini, *The Iron Pnictide Superconductors: An Introduction and Overview*, edited by F. Mancini and R. Citro (Springer International Publishing, Cham, 2017).
- [19] I. I. Mazin, D. J. Singh, M. D. Johannes, and M. H. Du, "Unconventional superconductivity with a sign reversal in the order parameter of $\text{LaFeAsO}_{1-x}\text{F}_x$," *Phys. Rev. Lett.* **101**, 057003 (2008).
- [20] F. Wang, H. Zhai, Y. Ran, A. Vishwanath, and D.-H. Lee, "Functional renormalization-group study of the pairing symmetry and pairing mechanism of the FeAs-based high-temperature superconductor," *Phys. Rev. Lett.* **102**, 047005 (2009).
- [21] C. Guarcello and R. Citro, "Progresses on topological phenomena, time-driven phase transitions, and unconventional superconductivity," *Europhys. Lett.* **132**, 60003 (2021).
- [22] K. Kuroki, S. Onari, R. Arita, H. Usui, Y. Tanaka, H. Kontani, and H. Aoki, "Unconventional pairing originating from the disconnected Fermi surfaces of superconducting $\text{LaFeAsO}_{1-x}\text{F}_x$," *Phys. Rev. Lett.* **101**, 087004 (2008).
- [23] T. Chen, Z. Tesanovic, R. Liu, X. Chen, and C. Chien, "A BCS-like gap in the superconductor $\text{SmFeAsO}_{0.85}\text{F}_{0.15}$," *Nature* **453**, 1224 (2008).
- [24] D. Daghero, M. Tortello, G. Umrinario, V. Stepanov, F. Bernardini, M. Tropeano, M. Putti, and R. Gonnelli, "Effects of isoelectronic Ru substitution at the Fe site on

- the energy gaps of optimally f-doped SmFeAsO,” *Supercond. Sci. Technol.* **25**, 084012 (2012).
- [25] I. Pallecchi, F. Caglieris, and M. Putti, “Thermoelectric properties of iron-based superconductors and parent compounds,” *Supercond. Sci. Technol.* **29**, 073002 (2016).
- [26] J. M. Ziman, *Electrons and phonons: the theory of transport phenomena in solids* (Oxford university press, 2001).
- [27] F. Caglieris, A. Braggio, I. Pallecchi, A. Provino, M. Pani, G. Lamura, A. Jost, U. Zeitler, E. Galeani D’Agliano, P. Manfrinetti, and M. Putti, “Magnetoseebeck effect in r FeAsO (r = rare earth) compounds: Probing the magnon drag scenario,” *Phys. Rev. B* **90**, 134421 (2014).
- [28] G. Germanese, F. Paolucci, G. Marchegiani, A. Braggio, and F. Giazotto, “Superconducting bipolar thermoelectric memory and method for writing a superconducting bipolar thermo-electric memory,” I.T. Patent, 102021000032042 (2021).
- [29] G. Germanese, F. Paolucci, A. Braggio, and F. Giazotto, “Broadband passive superconducting thermoelectric single photon-detector,” I.T. Patent, 102023000001854 (2023).
- [30] G. Benenti, G. Casati, K. Saito, and R. Whitney, “Fundamental aspects of steady-state conversion of heat to work at the nanoscale,” *Phys. Rep.* **694**, 1 (2017).
- [31] R. C. Dynes, V. Narayanamurti, and J. P. Garno, “Direct measurement of quasiparticle-lifetime broadening in a strong-coupled superconductor,” *Phys. Rev. Lett.* **41**, 1509 (1978).
- [32] C. Guarcello, A. Braggio, P. Solinas, and F. Giazotto, “Nonlinear critical-current thermal response of an asymmetric Josephson tunnel junction,” *Phys. Rev. Applied* **11**, 024002 (2019).
- [33] C. Guarcello, A. Braggio, P. Solinas, G. P. Pepe, and F. Giazotto, “Josephson-threshold calorimeter,” *Phys. Rev. Applied* **11**, 054074 (2019).
- [34] This can be done using different strategies such as increasing the barrier opacity or using SQUID-like interference, or even Fraunhofer-like suppression [9, 12].
- [1] S. Raghu, X.-L. Qi, C.-X. Liu, D. J. Scalapino, and S.-C. Zhang, “Minimal two-band model of the superconducting iron oxypnictides,” *Phys. Rev. B* **77**, 220503 (2008).
- [36] Our goal is to understand the influence of multi-band superconductivity on TE properties, thus Raghu’s approach is sufficient, although we are aware that models with more orbitals have been also developed [7, 51], often used to investigate multi-band effects on superconductivity and magnetism in FeSC materials [53, 54].
- [2] M. M. Parish, J. Hu, and B. A. Bernevig, “Experimental consequences of the s -wave $\cos(k_x)\cos(k_y)$ superconductivity in the iron pnictides,” *Phys. Rev. B* **78**, 144514 (2008).
- [38] Y. Bang and G. R. Stewart, “Superconducting properties of the s^\pm -wave state: Fe-based superconductors,” *J. Phys.: Condens. Matter* **29**, 123003 (2017).
- [39] R. M. Fernandes, A. I. Coldea, H. Ding, I. R. Fisher, P. J. Hirschfeld, and G. Kotliar, “Iron pnictides and chalcogenides: a new paradigm for superconductivity,” *Nature* **601**, 35 (2022).
- [40] Hereafter, we assume an interorbital hopping parameter $|t_1| = 0.15$ eV, in line with the value often used in literature, e.g., Ref. [55].
- [41] A. Ptok, “Influence of s_\pm symmetry on unconventional superconductivity in pnictides above the Pauli limit – two-band model study,” *Eur. Phys. J. B* **87**, 2 (2014).
- [42] FeSCs have been found to exhibit a wide range of superconducting transition temperatures [39], albeit that the $2\Delta_{max}/(k_B T_c)$ ratio (with Δ_{max} being the zero-temperature value of the largest gap) often falls within 6.0 – 8.5, in contrast to the ~ 3.5 value of conventional BCS SCs.
- [43] In this work we are assuming a temperature-independent gap because we typically consider temperatures $T < 0.4T_c$ since the FeSC superconductive gap shows a BCS-like temperature dependence [56].
- [44] The value $\Delta_0^{\text{FeSC}} = 0.1$, hereafter used in the manuscript, corresponds to $T_c \in [41 - 58]$ K.
- [45] M. Walter, J. Walowski, V. Zbarsky, M. Münzenberg, M. Schäfers, D. Ebke, G. Reiss, A. Thomas, P. Peretzki, M. Seibt, J. S. Moodera, M. Czerner, M. Bachmann, and C. Heiliger, “Seebeck effect in magnetic tunnel junctions,” *Nat. Mater.* **10**, 742 (2011).
- [46] S. Kolenda, M. J. Wolf, and D. Beckmann, “Observation of thermoelectric currents in high-field superconductor-ferromagnet tunnel junctions,” *Phys. Rev. Lett.* **116**, 097001 (2016).
- [47] C. González-Ruano, D. Caso, J. A. Ouassou, C. Tiusan, Y. Lu, J. Linder, and F. G. Aliev, “Observation of magnetic state dependent thermoelectricity in superconducting spin valves,” arXiv: 2301.0326 (2023).
- [48] We included in Fig. 2(e-f) a black dashed line to mark the condition $T = T_c$ for the left-bottom corner the non-FeSC lead ceases to be a SC and the system behaves just like a FeSC-I-N junction as in Fig.(4)(a-d) at the red dashed line.
- [49] The Raghu’s approach entails two pairing gaps, one for each orbital, $\Delta_{1,2}$, that satisfy the condition $\Delta_1(k_x, k_y) = \Delta_2(k_y, k_x)$ for all the pairing symmetries described above, except for $d_{x^2-y^2}$ giving $\Delta_1(k_x, k_y) = -\Delta_2(k_x, k_y)$ [2, 3]. In the latter case, the eigenvalues and the DoS are not reduced to the simple expressions given in Eqs. (S1)–(S3), but we use the general expression of the spectral function given in Ref. [2] with the eigenvalues presented in Ref [3].
- [3] K. Seo, B. A. Bernevig, and J. Hu, “Pairing symmetry in a two-orbital exchange coupling model of oxypnictides,” *Phys. Rev. Lett.* **101**, 206404 (2008).
- [51] H. Eschrig and K. Koepernik, “Tight-binding models for the iron-based superconductors,” *Phys. Rev. B* **80**, 104503 (2009).
- [7] E. M. Nica, R. Yu, and Q. Si, “Orbital-selective pairing and superconductivity in iron selenides,” *npj Quantum Mater.* **2**, 24 (2017).
- [53] J. Querales Flores, C. Ventura, R. Citro, and J. Rodríguez-Núñez, “Temperature and doping dependence of normal state spectral properties in a two-orbital model for ferropnictides,” *Phys. Lett. A* **380**, 1648 (2016).
- [54] D. C. Cavanagh and P. M. R. Brydon, “General theory of robustness against disorder in multiband superconductors,” *Phys. Rev. B* **104**, 014503 (2021).
- [55] Z. Wang and A. H. Nevidomskyy, “Orbital nematic order and interplay with magnetism in the two-orbital hubbard model,” *J. Phys.: Condens. Matter* **27**, 225602 (2015).
- [56] R. Jin, M. H. Pan, X. B. He, G. Li, D. Li, R. wen Peng, J. R. Thompson, B. C. Sales, A. S. Sefat, M. A. McGuire, D. Mandrus, J. F. Wendelken, V. Keppens, and E. W. Plummer, “Electronic, magnetic and optical properties of two Fe-based superconductors and related parent compounds,” *Supercond. Sci. Technol.* **23**, 054005 (2010).

Supplemental Material: Thermoelectric signatures of order-parameter symmetries in iron-based superconducting tunnel junctions

Model for an FeSC

We use the two-orbital, four-band tight-binding model developed by Raghu *et. al* [S1] (see also Refs. [S2, S3] for more details). The diagonalization of this tight-binding Hamiltonian model leads to eigenvalues that can be written in a compact form as

$$\varepsilon_{\mathbf{k}\pm}^d = \sqrt{(\varepsilon_{\mathbf{k}\pm}^0)^2 + |\vec{d}_{\mathbf{k},g}|^2} \quad \text{where} \quad \varepsilon_{\mathbf{k}\pm}^0 = \xi_{\mathbf{k}+} - \mu \pm \sqrt{\xi_{\mathbf{k}xy}^2 + \xi_{\mathbf{k}-}^2}. \quad (\text{S1})$$

Here μ is the chemical potential and $\vec{d}_{\mathbf{k},g} = (0, 0, s_{x^2y^2})$, where $s_{x^2y^2} = \Delta_0^{\text{FeSC}} \cos k_x \cos k_y$, Δ_0^{FeSC} is the gap size. In Eq. (S1), we take into account the kinetic energy terms $\xi_{\mathbf{k}\alpha\beta}$ of a particle with momentum \mathbf{k} changing the orbital from β to α , given by

$$\begin{aligned} \xi_{\mathbf{k}\pm} &= (\xi_{\mathbf{k}xx} \pm \xi_{\mathbf{k}yy})/2 \\ \xi_{\mathbf{k}xx} &= -2t_1 \cos(k_x) - 2t_2 \cos(k_y) - 4t_3 \cos(k_x) \cos(k_y), \\ \xi_{\mathbf{k}yy} &= -2t_2 \cos(k_x) - 2t_1 \cos(k_y) - 4t_3 \cos(k_x) \cos(k_y), \\ \xi_{\mathbf{k}xy} &= -4t_4 \sin(k_x) \sin(k_y). \end{aligned} \quad (\text{S2})$$

The coefficients t_1 and t_2 are the intraorbital nearest-neighbor hopping amplitudes, while t_3 and t_4 are the intraorbital and interorbital next-nearest-neighbor hopping amplitudes, respectively [S4]. Different sets of hopping parameters correspond to different Fe-based superconductors (FeSC) (as in the manuscript, energies and temperatures are in units of $|t_1|$ and $|t_1|/k_B$, respectively), i.e., $(t_1, t_2, t_3, t_4) = (-1, 1.3, -0.85 - 0.85)$ for iron pnictides [S1], or $(t_1, t_2, t_3, t_4) = (-1, 1.5, -1.2 - 0.95)$ for iron selenides [S5, S6]. In this article, we focus primarily on iron pnictides, although, as we show in the following, the main claims about the capability of thermoelectric (TE) measurements to resolve the pairing symmetry remain valid even using the hopping parameter values for selenides (even if for this kind of FeSC more sophisticated modelling has proven to be more effective [S7]).

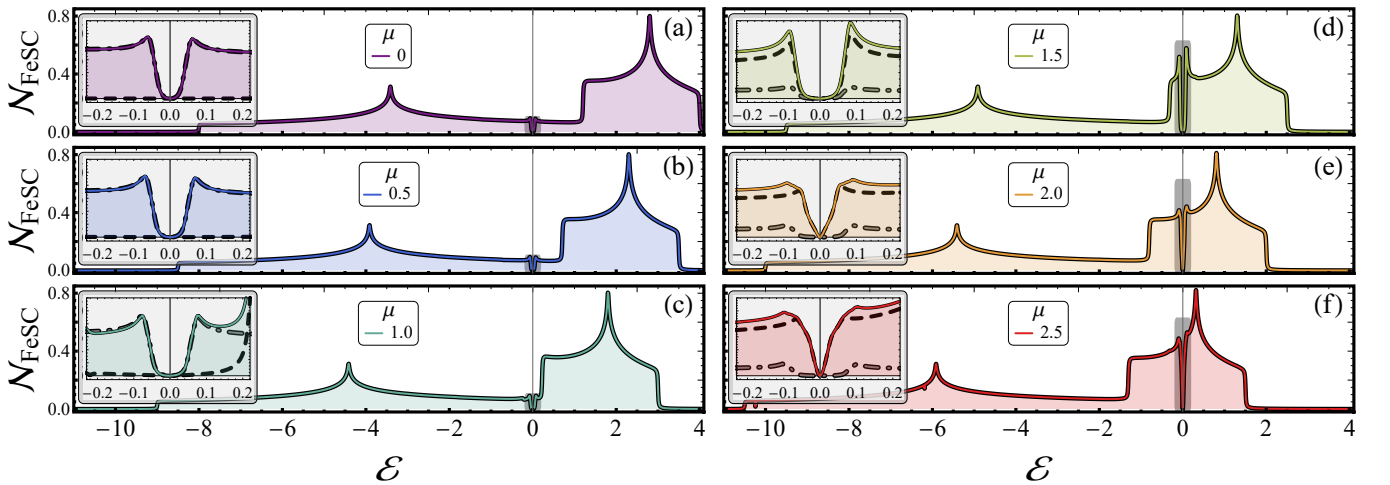


FIG. S1. DoSs, $\mathcal{N}_{\text{FeSC}}(\varepsilon)$, at different values of $\mu \in [0 - 2.5]$, $\Delta_0^{\text{FeSC}} = 0.1$, and $(t_1, t_2, t_3, t_4) = (-1, 1.3, -0.85 - 0.85)$. The insets sketch a zoom of both $\mathcal{N}_{\text{FeSC}}(\varepsilon)$ and $\mathcal{N}_{\text{FeSC}}^{\pm}(\varepsilon)$, see the solid, dashed (+), and dot-dashed (-), respectively, in the energy range $|\varepsilon| \lesssim 2\Delta_0^{\text{FeSC}}$, which is highlighted by a gray shaded area in the main plot.

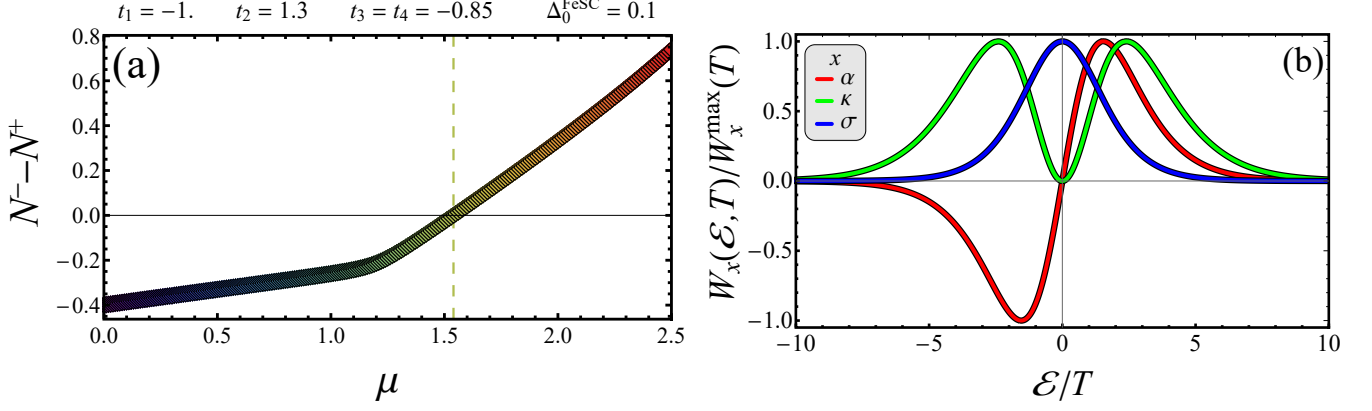


FIG. S2. (a) $N^-(\mu) - N^+(\mu)$, where $N^\pm(\mu) = \pm \int_0^{\pm\infty} \mathcal{N}_{\text{FeSC}}(\varepsilon, \mu) d\varepsilon$, as a function of μ . (b) Normalized weight functions, $W_x(\varepsilon, T)$, in Eqs. (S4)-(S5) as a function of ε/T .

Density of states of a FeSC

For the sake of convenience, we rewrite the FeSC density of states (DoS) presented in the main text as

$$\mathcal{N}_{\text{FeSC}}^\pm(\varepsilon) = \frac{\eta}{\pi^3} \iint_0^\pi dk_x dk_y \frac{\varepsilon + \varepsilon_{\mathbf{k}\pm}^0}{2\varepsilon_{\mathbf{k}\pm}^d} \left[\frac{1}{(\varepsilon - \varepsilon_{\mathbf{k}\pm}^d)^2 + \eta^2} - \frac{1}{(\varepsilon + \varepsilon_{\mathbf{k}\pm}^d)^2 + \eta^2} \right], \quad (\text{S3})$$

assuming a Lorentzian energy broadening like i.e., $\delta(\varepsilon - \varepsilon_{\mathbf{k}\pm}^d) = \eta / \left\{ \pi \left[(\varepsilon - \varepsilon_{\mathbf{k}\pm}^d)^2 + \eta^2 \right] \right\}$ [S2] (we set $\eta = 0.01$ in line with Ref. [S8]).

The behavior of the DoS, $\mathcal{N}_{\text{FeSC}}(\varepsilon)$, at different values of $\mu \in [0 - 2.5]$ and $\Delta_0^{\text{FeSC}} = 0.1$ is shown in Fig. S1. We clearly observe that by changing the doping level the DoS shifts, but leaving the gap opening around $\varepsilon = 0$. Moreover, as the doping increases, the DoSs gradually change from fully gap to gapless behaviour, as expected according to Ref. [S2] (see insets in Fig. S1 where a zoom is reported); in fact, for a large enough doping one finds a fully gapped hole-like Fermi surface, giving a gap in the DoS at low energies, and a partially gapped electron-like Fermi surface, giving a DOS growing quasilinearly around $\varepsilon = 0$. In order to illustrate this behavior, we include in the insets of Fig. S1 the DoSs $\mathcal{N}_{\text{FeSC}}(\varepsilon)$ (solid line), $\mathcal{N}_{\text{FeSC}}^+(\varepsilon)$ (dashed line), and $\mathcal{N}_{\text{FeSC}}^-(\varepsilon)$ (dot-dashed line) within the energy range $|\varepsilon| \lesssim 2\Delta_0^{\text{FeSC}}$. It is evident that for $\mu = 0$, and 0.5, see Fig. S1(a-b), the electron-like contribution does not enter in play at low energies, and in fact the hole DoS contribution dominates (as discussed in the main text) the TE response of the system. For $\mu = 1$, see Fig. S1(c), the electronic component starts to play a role and for $\mu = 1.5$, see Fig. S1(d), both the electrons and holes contributions effectively partake in the overall DoS and appear clearly gapped. The last two panels, for $\mu = 2$ and 2.5, demonstrate that the quasi-linear behaviour at low energies of the DoS is entirely ascribable to the electronic component, the hole being still gapped. The sign of the TE coefficient roughly reconcile with this behaviour since for hole-dominated case it is typically positive where for electron-dominated is more negative.

It is also interesting to look at the behaviour of the quantity $N^\pm(\mu) = \pm \int_0^{\pm\infty} \mathcal{N}_{\text{FeSC}}(\varepsilon, \mu) d\varepsilon$; in particular, in Fig. S2(a) we focus on the difference $N^-(\mu) - N^+(\mu)$ as a function of μ . We recall that the undoped compound, having the half-filled, two electrons per site configuration, requires $\mu = 1.54$, namely, the value largely used in the manuscript, at which $N^- - N^+ = 0$. For μ lower (higher) than the half-filling value, the positive (negative) energy portion of DoS predominates, being $N^- - N^+ < 0$ ($N^- - N^+ > 0$). A change of slope is evident for the threshold value $\mu^{th} \sim 1.15$; this is due to the fact that, increasing the doping level, the electron-like band starts to be strongly occupied (e.g., see right panels of Fig. S1). This mechanism explains why for $\mu \sim \mu^{th}$ there is a strong change in the "movement" of the TE peak with respect to the doping illustrated in Figs. 2(c) and (d) of the main text. In particular, we see that for $\mu \gtrsim \mu^{th}$ ($\mu \lesssim \mu^{th}$) the TE peak shifts towards lower (higher) temperatures increasing the electron doping. At lowest doping the thermoelectricity changes sign since it is hole dominated and electronic-like band is almost completely depleted.

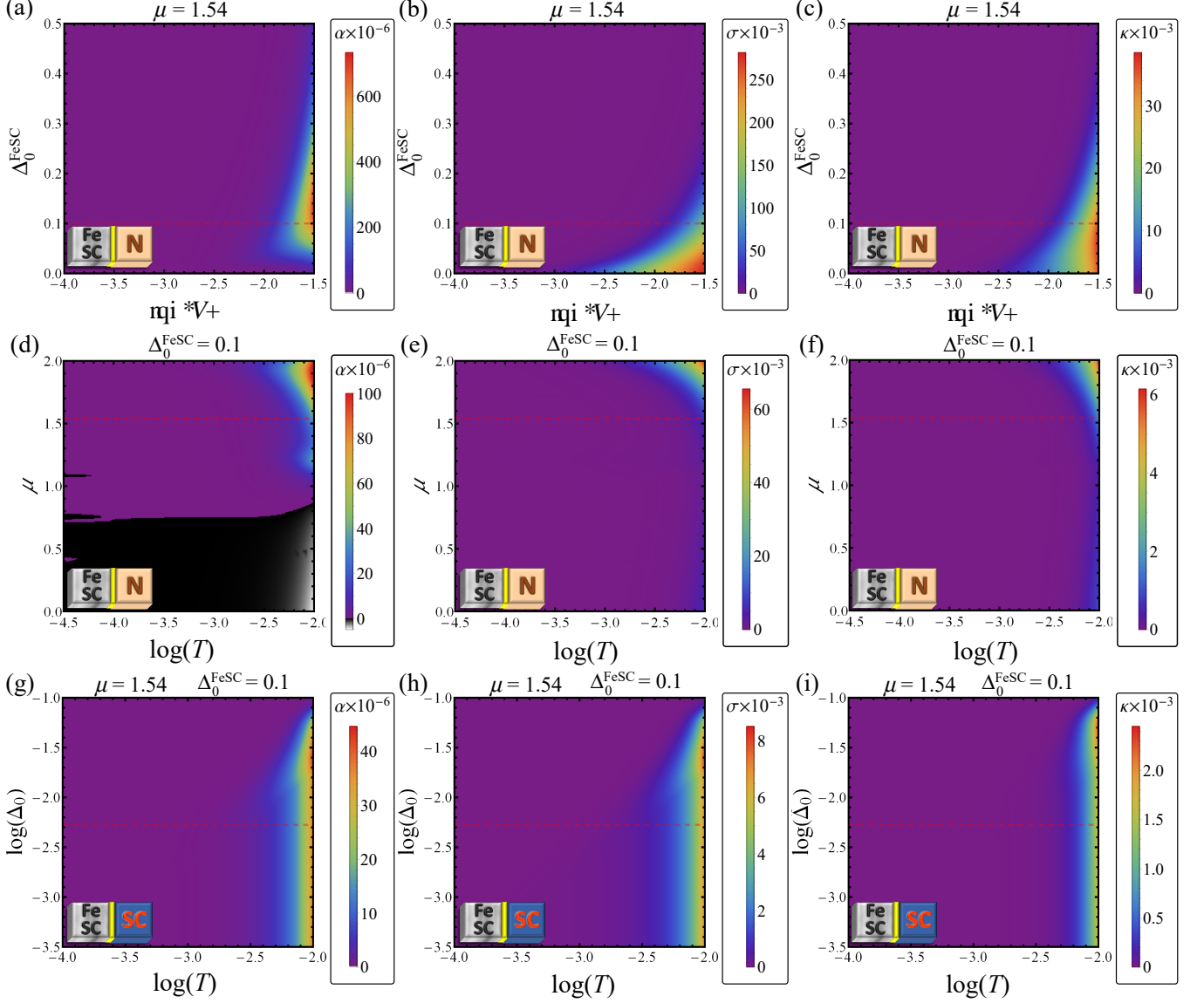


FIG. S3. FeSC-I-N junction: (a), (b), and (c) $\alpha(T, \Delta_0^{\text{FeSC}})$, $\sigma(T, \Delta_0^{\text{FeSC}})$, and $\kappa(T, \Delta_0^{\text{FeSC}})$ at $\mu = 1.54$; (d), (e), and (f) $\alpha(T, \mu)$, $\sigma(T, \mu)$, and $\kappa(T, \mu)$ at $\Delta_0^{\text{FeSC}} = 0.1$. FeSC-I-S junction: (g), (h), and (i) $\alpha(T, \Delta_0)$, $\sigma(T, \Delta_0)$, and $\kappa(T, \Delta_0)$ at $\mu = 1.54$ and $\Delta_0^{\text{FeSC}} = 0.1$. A cartoon in the bottom-left corner of each panel helps to recognise the type of junction considered at a glance.

TE coefficients of a tunneling barrier

It is useful to express the TE coefficient, α , and the electric and the thermal conductances, σ and κ ,

$$\begin{pmatrix} \sigma \\ \alpha \\ \kappa \end{pmatrix} = \frac{G_T}{e} \int_{-\infty}^{\infty} \begin{pmatrix} e \\ \varepsilon \\ \varepsilon^2/eT \end{pmatrix} \frac{\mathcal{N}_L(\varepsilon)\mathcal{N}_R(\varepsilon)d\varepsilon}{4k_B T \cosh^2(\varepsilon/2k_B T)}, \quad (\text{S4})$$

in such a way as to group all terms excluding DoSs into "weight functions", that is

$$x = \frac{G_T}{e} \int_{-\infty}^{\infty} W_x(\varepsilon, T) \mathcal{N}_L(\varepsilon) \mathcal{N}_R(\varepsilon) d\varepsilon \quad \text{with} \quad x = (\sigma, \alpha, \kappa). \quad (\text{S5})$$

The behavior of the weight functions, $W_x(\varepsilon, T)$ with $x = (\sigma, \alpha, \kappa)$, normalised to their maximum value, is shown in Fig. S2(b). We immediately note that all three functions quickly go to zero for $|\varepsilon| \gtrsim 10 T$, thus limiting the

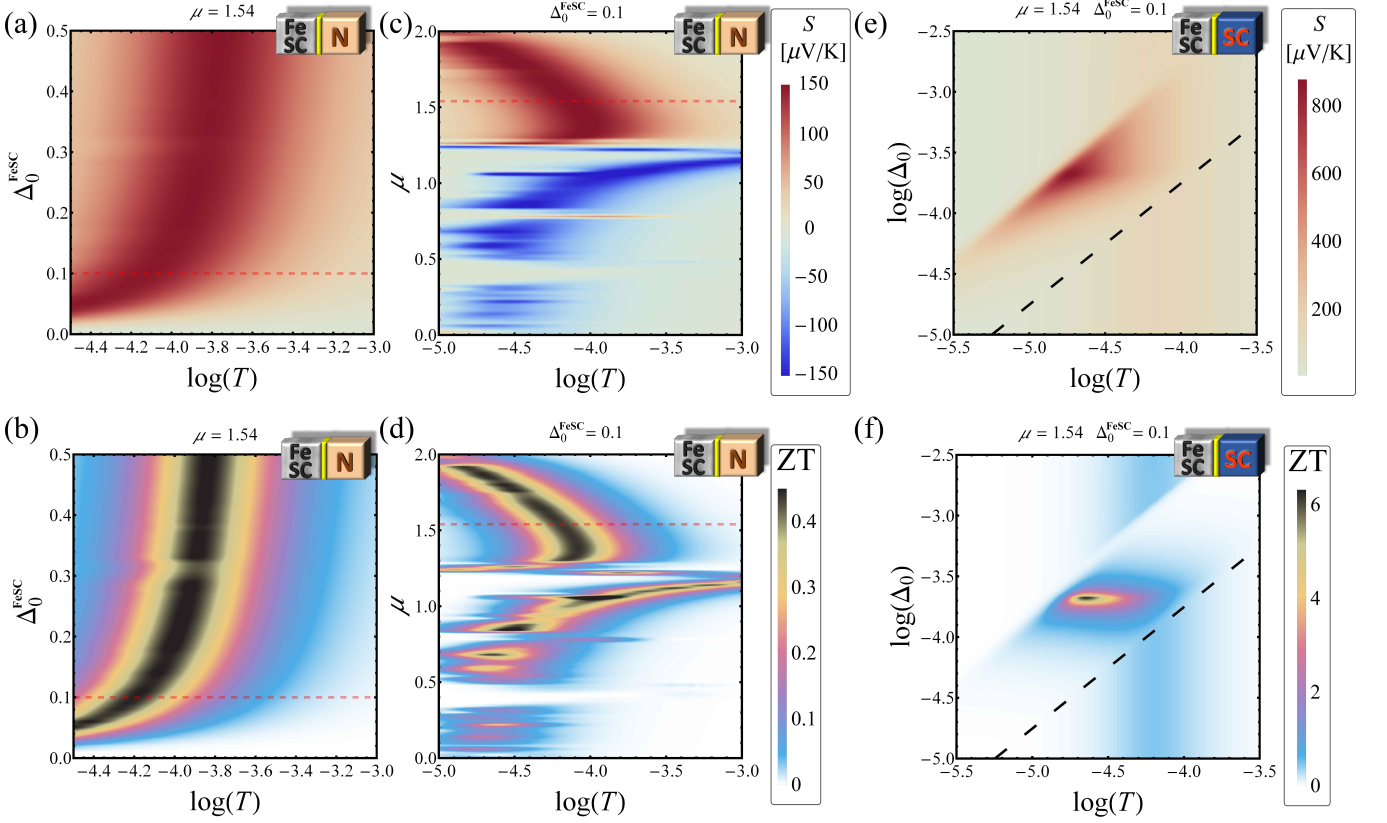


FIG. S4. TE efficiency in the case of $d_{xy} = \Delta_0^{\text{FeSC}} \sin k_x \sin k_y$ pairing symmetry. FeSC-I-N junction: (a) and (b) Seebeck coefficient, $S(T, \Delta_0^{\text{FeSC}})$, and figure of merit, $ZT(T, \Delta_0^{\text{FeSC}})$ at $\mu = 1.54$. (c) and (d) $S(T, \mu)$ and $ZT(T, \mu)$, at $\Delta_0^{\text{FeSC}} = 0.1$. The legends in panels (c) and (d) refer also to panels (a) and (b), respectively, and the red dashed line marks the $(\Delta_0^{\text{FeSC}}, \mu) = (0.1, 1.54)$ case. FeSC-I-S junction: (e) and (f) $S(T, \Delta_0)$ and $ZT(T, \Delta_0)$, at $\mu = 1.54$, $\Delta_0^{\text{FeSC}} = 0.1$, and $\gamma = 10^{-4}$. The dashed lines in panels (c) and (f) marks the values $\Delta_0^{\text{th}} = 1.764T$. A cartoon in the top-right corner of each panel helps to recognise the type of junction considered at a glance.

temperature range relevant for the calculation of linear TE coefficients. We also observe that σ and κ are even functions of energy, unlike α , which is odd; from this characteristic derives the dependence of the sign of the Seebeck coefficient, $S = -\alpha/(\sigma T)$, on the predominant particle/hole contribution.

In Fig. S3 we show how TE coefficient, α , and the electric and the thermal conductances, σ and κ , vary in the case discussed in Fig. 2 of the main text (note, in Fig. S3 we are showing dimensionless normalised quantities). In particular: panels (a), (b), and (c) show $\alpha(T, \Delta_0^{\text{FeSC}})$, $\sigma(T, \Delta_0^{\text{FeSC}})$, and $\kappa(T, \Delta_0^{\text{FeSC}})$ at $\mu = 1.54$, while panels (d), (e), and (f) show $\alpha(T, \mu)$, $\sigma(T, \mu)$, and $\kappa(T, \mu)$ at $\Delta_0^{\text{FeSC}} = 0.1$, in the case of a FeSC-I-N junction. Instead, panels (g), (h), and (i) $\alpha(T, \Delta_0)$, $\sigma(T, \Delta_0)$, and $\kappa(T, \Delta_0)$ at $\mu = 1.54$ and $\Delta_0^{\text{FeSC}} = 0.1$, in the case of a FeSC-I-S junction. This figure allows us to definitively state that, taken individually, these quantities are unable to provide the information that instead emerges clearly when they are recombined to form the Seebeck coefficient, S , and figure of merit, ZT , as shown in Fig. 2 of the article. Finally, we observe also that the black region in Fig. S3(d) indicates negative α values, giving $S > 0$.

TE effect and other FeSC order parameter symmetries

For the sake of completeness, we also show how the Seebeck coefficient and TE efficiency behave considering a d_{xy} pairing symmetry. As can be seen from Fig. S4, the main characteristics discussed in the manuscript for s_{\pm} -symmetry are also evident here, with a clear shift towards lower temperatures, in line with what was discussed in Fig. 3 in the main text for a nodal case. Another quite evident difference is that the sign of S is reversed from what is shown

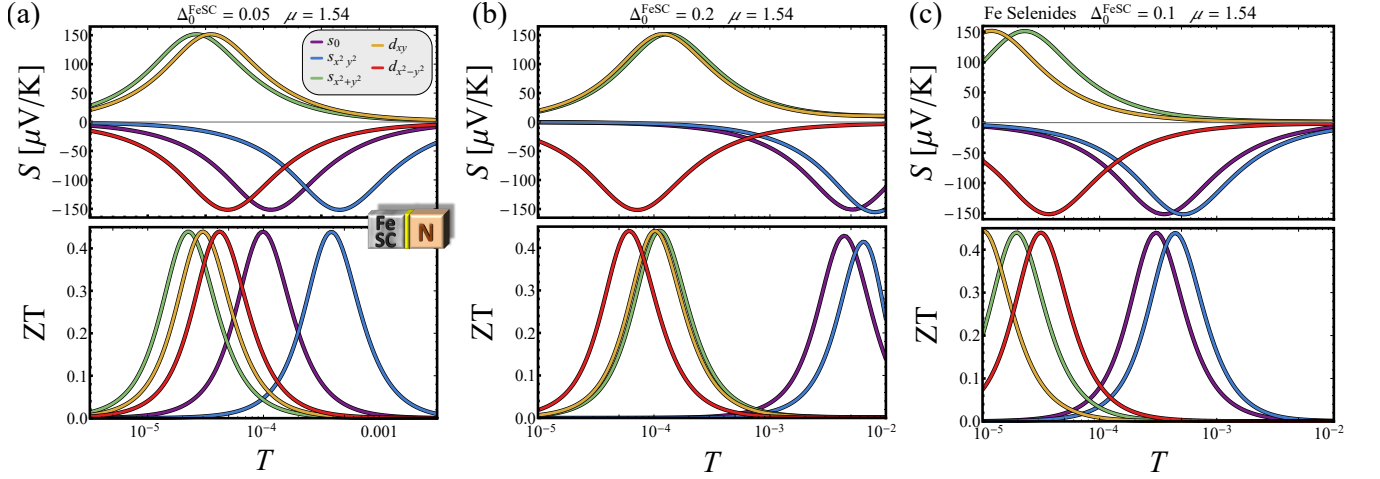


FIG. S5. FeSC-I-N junction: Temperature dependence of Seebeck coefficient, $S(T)$, (upper panels) and figure of merit, $ZT(T)$, (lower panels) by changing the symmetry of the order parameter, at a fixed $\mu = 1.54$ and setting (a) $\Delta_0^{\text{FeSC}} = 0.05$ and (b) $\Delta_0^{\text{FeSC}} = 0.2$, while in (c) we set $\Delta_0^{\text{FeSC}} = 0.1$ in the specific case of $(t_1, t_2, t_3, t_4) = (-1, 1.5, -1.2 - 0.95)$ for iron selenides [S6]. The legend in panel (a) refers to all panels.

in Fig. 2 of the main article, see Figs. S4(a)-(c)-(e): this indicates that where hole contributions for s_{\pm} -symmetry is predominant, particle contributions now prevail (and vice versa). In the case of an FeSC-I-N junction, we also note that the threshold doping value around which the sign of S changes is somewhat higher than in the case shown in the article (the switch occurs roughly at $\mu \sim 1.25$), see Fig. S4(b). Finally, we observe that the maximum values obtained for S and ZT in this case are practically the same as those obtained in the case of s_{\pm} pairing symmetry. However, considering an FeSC-I-S junction, the region of the parameter space where these maxima are reached is different, being the ZT peak in Fig. S4(f) located at $(T, \Delta_0)_{\text{max}} \simeq (0.23, 2.1) \times 10^{-4}$; in other words, in this case the maximum TE efficiency would be attainable for a superconducting tunnel junction at $T \simeq 40$ mK formed between a FeSC and a SC with $T_c \simeq 210$ mK.

Finally, Fig. S5 show that the TE of a tunnel junction resolves better between nodal and nodeless cases increasing the gap value, see panels (a) and (b) for $\Delta_0^{\text{FeSC}} = 0.05$ and 0.2 , respectively. Furthermore, we tested the results also with the hopping parameters of FeSC selenides, see Fig. S5(c) for $\Delta_0^{\text{FeSC}} = 0.1$ and $\mu = 1.54$.

* Corresponding author: cguarcello@unisa.it

† alessandro.braggio@nano.cnr.it

‡ francesco.giazotto@nano.cnr.it

§ rocitro@unisa.it

[S1] S. Raghu, X.-L. Qi, C.-X. Liu, D. J. Scalapino, and S.-C. Zhang, Phys. Rev. B **77**, 220503 (2008).

[S2] M. M. Parish, J. Hu, and B. A. Bernevig, Phys. Rev. B **78**, 144514 (2008).

[S3] K. Seo, B. A. Bernevig, and J. Hu, Phys. Rev. Lett. **101**, 206404 (2008).

[S4] G. Liu, S. Fang, X. Zheng, Z. Huang, and H. Lin, J. Phys.: Condens. Matter **30**, 445604 (2018).

[S5] H. Yamase and R. Zeyher, Phys. Rev. B **88**, 180502 (2013).

[S6] P. T. Dumitrescu, M. Serbyn, R. T. Scalettar, and A. Vishwanath, Phys. Rev. B **94**, 155127 (2016).

[S7] E. M. Nica, R. Yu, and Q. Si, npj Quantum Mater. **2**, 24 (2017).

[S8] A. Ptok, K. J. Kapcia, and P. Piekarczyk, Front. Phys. **8** (2020), 10.3389/fphy.2020.00284.