

Angular correlations on causally-coherent inflationary horizons

Craig Hogan,¹ Stephan S. Meyer,¹ Nathaniel Selub,¹ and Frederick Wehlen¹

¹*University of Chicago, 5640 South Ellis Ave., Chicago, IL 60637*

We develop a model for correlations of cosmic microwave background (CMB) anisotropy on the largest angular scales, based on standard causal geometrical relationships in slow-roll inflation. Unlike standard models based on quantized field modes, it describes perturbations with nonlocal directional coherence on spherical boundaries of causal diamonds. Causal constraints reduce the number of independent degrees of freedom, impose new angular symmetries, and eliminate cosmic variance for purely angular 2-point correlations. Distortions of causal structure from vacuum fluctuations are modeled as gravitational memory from randomly oriented outgoing and incoming gravitational null shocks, with nonlocally coherent directional displacements on curved surfaces of causal diamonds formed by standard inflationary horizons. The angular distribution is determined by axially symmetric shock displacements on circular intersections of the comoving sphere that represents the CMB photosphere with other inflationary horizons—those centered on it, and those that pass through an observer’s world line. Displacements on thin spheres at the end of inflation have a unique angular power spectrum C_ℓ that approximates the standard expectation on small angular scales, but differs substantially at large angular scales due to horizon curvature. For a thin sphere, the model predicts a universal angular correlation function $C(\Theta)$ with an exact “causal shadow” symmetry, $C(\pi/4 < \Theta < 3\pi/4) = 0$, and significant large-angle parity violation. We apply a rank statistic to compare models with *WMAP* and *Planck* satellite data, and find that a causally-coherent model with no shape parameters or cosmic variance agrees with the measured $C(\Theta)$ better than a large fraction (> 0.9999) of standard model realizations. Model-independent tests of holographic causal symmetries are proposed.

I. INTRODUCTION

In relativistic cosmological models, the pattern of structure on the largest scales survives intact from the earliest epochs, with minimal influence from subsequent cosmic evolution [1]. Thus, measurements of large-angle anisotropy in the cosmic microwave background (CMB), which provide direct comparisons of physical quantities on the largest scales, provide the most precise probe we have of relationships among the earliest events. For example, the measured angular correlation function $C(\Theta)$ of CMB temperature perturbation δT , or all-sky average product of δT at points with angular separation Θ , was already largely fixed by initial gravitational perturbations on a large thin sphere in cosmological initial conditions at the end of the early inflationary era.

Ever since the first measurements of primordial anisotropy in the CMB [2–4], it has been remarked that $C(\Theta)$ at large angles is surprisingly small. Indeed, in all-sky maps generated from the *WMAP* and *Planck* satellite data [5–7], after allowing for the fact that the intrinsic dipole is degenerate with the motion of the solar system relative to the local cosmic rest frame, $C(\Theta)$ appears to be not just remarkably small, but actually consistent with zero, over a significant range of angular separation near 90 degrees [8, 9].

In the standard quantum model for the origin of perturbations, the actual $C(\Theta)$ is one of many possibilities, almost all of which depart from zero at large angular scales much more than the real sky. In that framework, the measured small value of $C(\Theta)$ is simply a statistical fluke [5–7, 10, 11], and large-angle anisotropy is often disregarded.

In this paper, we analyze and test the hypothesis that small correlations in the large-angle CMB pattern are not an accident, but are a consequence of new and profound precise angular symmetries of cosmic initial conditions that follow if primordial gravitational perturbations arise from quantum states that created directionally coherent displacements on the causal diamonds defined by a standard inflationary background [9, 12, 13]. This “causal coherence” is not a property of quantum states in the standard model for the origin of inflationary perturbations based on vacuum fluctuations of field modes, but we argue below that it would be expected for gravitational fluctuations in relational and holographic theories of quantum gravity and locality.

The present study extends our previous work with a causally-coherent geometrical model of angular structure in inflationary perturbations. We construct a model of holographic distortions of causal structure in a standard classical slow-roll inflation background, assembled from relational displacements produced by coherent addition of virtual gravitational null shocks on horizons of every world line. The model leads to a definite $C(\Theta)$ for causal distortion on thin spheres at the end of inflation with no cosmic variance. We compare the model with the current CMB measurements, and find that it matches the real sky much better than the standard model at large angular separations. At the same time, it reproduces the standard mean inflationary power spectrum on smaller scales, with the intriguing addition of significant universal parity violation. We suggest that measured symmetries of CMB anisotropy at large angular separation could provide direct evidence for holographic causal coherence of quantum gravity.

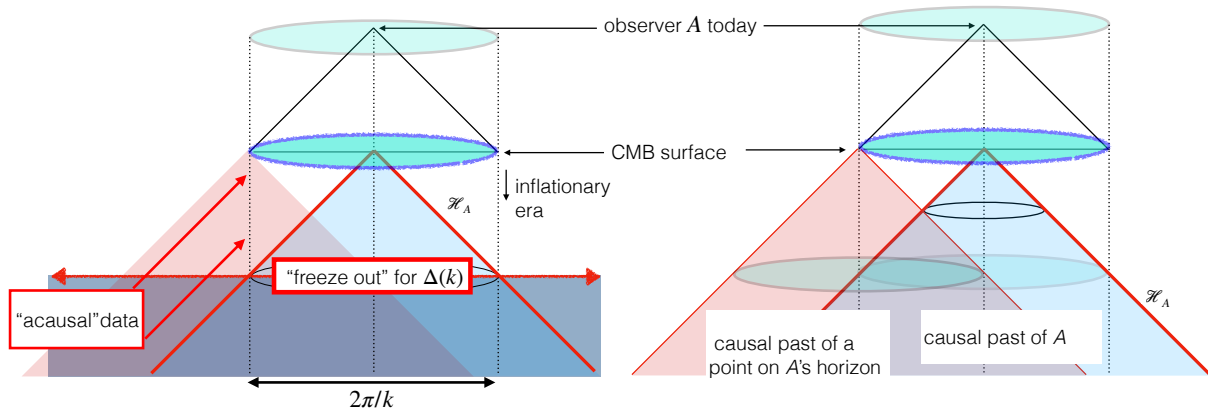


FIG. 1. Space-time diagrams of an inflationary universe, in conformal comoving coordinates, on a logarithmic scale. The current horizon of world line A intersects the CMB sky on a comoving sphere, or horizon footprint, that exited the inflationary horizon \mathcal{H}_A during inflation roughly 60 e -foldings before it ended. The left panel illustrates standard quantum inflation based on QFT. Quantum coherence is assigned to plane wave modes of an acausally prepared initial vacuum state. A classical value of metric distortion Δ_k on scale k freezes out coherently on surfaces of constant time as comoving spacelike plane waves, which requires acausal spatial coherence of modes out to spatial infinity in the planar directions. At right, in our holographic model of fluctuations, anisotropy is generated by causally prepared, directionally coherent displacements on inflationary horizons where quantum fluctuations freeze into classical perturbations.

II. CAUSALLY-COHERENT GEOMETRICAL FLUCTUATIONS

A. Locality and causal coherence

In general the preparation, reduction and collapse of a quantum state, and its emergence as an approximately classical system, is a completely delocalized process. Thus, the spatial effect of a quantum-state reduction depends on model assumptions about the spatial coherence of system states. To be consistent with causality, the preparation and completion of a quantum measurement by any observer must lie within a causal diamond of that observer. We will refer to this property of a system as “causal coherence.”

The formation of primordial perturbations from quantum fluctuations of the cosmic vacuum during inflation[14] is based on a standard approach to connect classical space-time with a quantum system, the linearized quantum field theory of gravity (QFT). It is widely thought that this approach is valid as long as inflation occurs well below the Planck energy scale. However, as explained below, it is not causally coherent.

The QFT model system has spatially infinite coherent wave states. Its vacuum states, which are obtained by creation operators on spatially infinite modes, are completely spatially delocalized. These are the states whose zero-point fluctuations give rise to cosmic fluctuations. In a relational quantum theory of locality, fluctuations of a completely delocalized state should have no observable effect.

For a sum of wavelike perturbations to be causally coherent with a sharply defined classical causal diamond,

waves with different frequencies and directions cannot have independent phases. The transform of a sharp edge such as a causal horizon is a phase-coherent superposition of all frequencies; a sharp spherical horizon around a point entangles all frequencies and directions. As discussed below in the context of the Einstein-Podolsky-Rosen (EPR) system, causally coherent gravity entangles energy and geometry of all modes within 4D causal diamonds. The same coherence should apply to fluctuations of vacuum states.

Indeed, in the presence of active gravity, inconsistencies of QFT on large length scales are well known[15, 16]. This infrared problem can be traced to the renormalization needed to formulate QFT, which does not correctly account for gravitational entanglement of quantum states with large-scale causal structure. As described by Hollands and Wald[15], because of “the holistic nature of renormalization theory, . . . an individual mode will have no way of knowing whether its own subtraction is correct unless it ‘knows’ how the subtractions are being done for all other modes.”

B. Causal coherence in inflation

The only domain where we actually measure the frozen pattern from the active gravity of a virtual fluctuation is in the pattern of primordial cosmic perturbations from quantum fluctuations during inflation. In standard quantum inflation theory based on QFT, the pattern is determined by the initial conditions assumed for the quantum vacuum, which adopts independent acausal primordial phases in the initial state (Fig. 1). If the real system is causally coherent, almost all of these realizations are

unphysical.

Although some cosmological consequences of QFT infrared problems have been thoroughly studied[17, 18], they have not been incorporated into standard inflation theory. In the standard description of cosmological “measurement,” or reduction of a quantum state to a classical system, vacuum fluctuations freeze into classical perturbations during inflation when their oscillation rate falls below the expansion rate. The QFT modes then “collapse” into definite classical amplitudes and phases that depend on initial conditions. Each mode is spatially infinite, so its state is not causally prepared; its spatial coherence is simply posited as an initial condition. In particular, as discussed below, acausally prepared long-wavelength modes typically produce significant CMB correlations at large angular separations that are not observed.

In principle, quantum coherence is causal by construction in holographic or thermodynamic theories of gravity, which are built out of coherent causal diamonds[19, 20]. Coherent states of horizons and causal diamonds have been studied formally for anti-de Sitter space[21, 22], black holes [23–29], early-universe cosmology[30–32], and flat space-time[33–35]. Holographic theories appear to be a consistent approach to quantum gravity, but as yet there is no theoretical consensus about specific new observable consequences, such as correlations of holographic quantum fluctuations. They have been sought in laboratory experiments that have achieved better than Planck scale precision[36, 37], but have not yet been detected.

Here, we estimate observable consequences of causal coherence for inflationary perturbations from a classical model of angular noise designed to emulate the causal coherence of a holographic theory of quantum gravity consistent with causally coherent emergent locality. Our semiclassical model does not yet connect directly with formal holographic quantum theories, but it is based on the same covariant causal principles. It allows us to generate specific holographic patterns that can be tested with real-world data: the model provides realizations of cosmic perturbations on a spherical horizon footprint, which approximately correspond to CMB temperature maps on large angular scales. Statistical properties of the model can be compared with the real sky, and with realizations of standard inflationary quantum theory on large angular scales.

C. Causally coherent fluctuations

In QFT, the states of the gravitational vacuum fluctuate like other fields. Each spatially-infinite mode has an amplitude quantized like a harmonic oscillator with zero-point fluctuations. In standard inflation theory, the modes are quantized on the accelerating expanding background, and their zero-point oscillations get “frozen in” to the classical metric on infinite spacelike surfaces. As noted above, this model is not causally coherent. This

feature makes a significant difference for the angular structure of quantum fluctuations whose states are reduced on spherical causal surfaces, the inflationary horizons of world lines.

Here, we adopt an alternative approach to model the angular distribution of vacuum fluctuations of causally coherent quantum gravity. The main difference from the standard model is that fluctuations are modeled as coherent directional displacements on horizons, instead of spatially infinite coherent plane waves.

1. Causally coherent gravitational shocks in EPR

A good starting point for modeling causally coherent displacements is a classical gravitational null shock[38–42]. A null point particle, such as a photon of momentum p , creates a discontinuous position displacement

$$\delta x = (G/c^3) p. \quad (1)$$

The observable physical effect depends on the position and motion of the observer in relation to the photon trajectory. In general, it leaves a directional “memory” of displacements in relation to a focal point: radial positions, or times measured by clocks, are displaced in an axially symmetric pattern

$$c\delta\tau = \delta x = d(\theta) \quad (2)$$

where θ denotes the angle from the photon axis. Our model posits similar macroscopic directional coherence for coherent virtual gravitational fluctuations.

A recently analyzed classical example of a curved shock with anisotropic displacements is the spherical gravitational shock wave from the EPR system, the two-photon decay of a massive particle[38]. The projection of the displacement memory from the gravitational shock creates a large-angle pattern of time distortions on clocks viewed on the surface of a causal diamond in the frame of the decaying particle (Fig. 2).

The angular pattern of remembered time displacements can be solved analytically in linear theory[38], with a spectral decomposition into axially symmetric ($m = 0$) spherical harmonics:

$$\delta\tau(\theta, \phi) = \frac{2GM}{c^3} \sum_{\ell=2, \text{even}}^{\infty} \frac{2\ell + 1}{\ell(\ell - 1)(\ell + 1)(\ell + 2)} P_{\ell}(\cos\theta), \quad (3)$$

where M denotes the total mass and P_{ℓ} are Legendre polynomials.

This function describes the permanent residual memory of large-angle distortions of causal relationships in relation to a particular point, the center of a causal diamond. Notably, the displacement does not depend on the size of the causal diamond: at any separation, it is macroscopically coherent, with a total displacement dominated by the lowest harmonics. For example, the quadrupolar

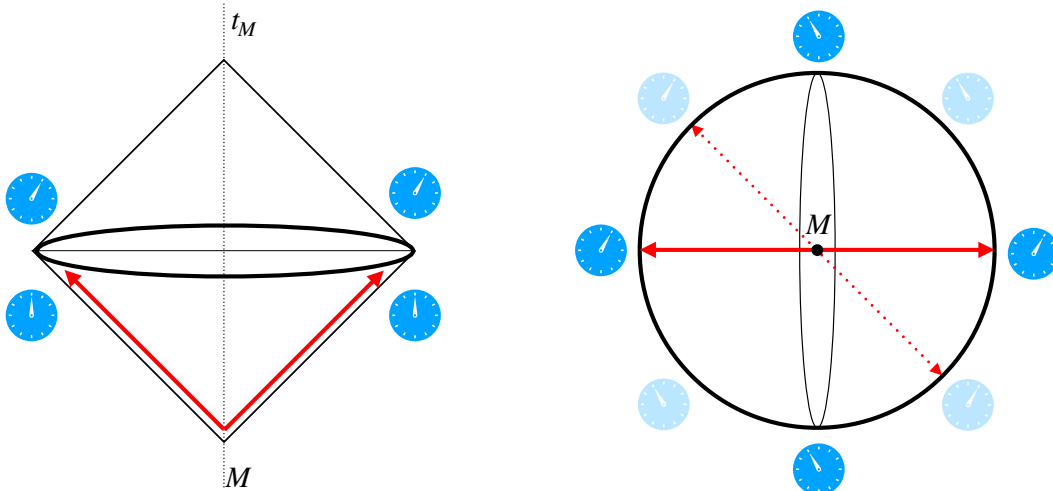


FIG. 2. Angular structure of the gravitational shock wave generated by the Einstein-Podolsky-Rosen (EPR) system, a particle of mass M that decays into a photon pair[38]. The left panel shows the causal diamond formed by the outgoing pair, and incoming light used by an observer at the center to measure displacements on a sphere of clocks. The right panel shows a spatial slice of the clocks on the surface of the causal diamond, with the axially symmetric anisotropic displacement generated by the spherical null shock aligned with the decay axis. The angular spectrum of clock displacements $\delta\tau(\theta, \phi)$ can be computed analytically in linear theory[38], and is independent of sphere radius (Eq. 3). Most of the total displacement occurs at large angles (Eq. 4). In a quantum EPR process, the decay axis, and therefore the geometry, is in a coherent quantum superposition that encompasses the whole causal diamond; different axes create different patterns of displacement, as shown by shaded clocks for an alternative axis. Our model incorporates similar macroscopic coherence into causal diamonds of an inflationary background geometry.

component of displacement $d_{\ell=2}(\theta)$ at an angle θ from the decay axis, viewed from the center, is comparable to the total displacement (Eq. 1):

$$\delta\tau_2 \equiv d_{\ell=2}(\theta)/c = \frac{5}{24} \frac{GM}{c^3} (3\cos^2\theta - 1). \quad (4)$$

Although it is a real physical distortion of causal structure, the radial displacement does not carry energy. Large-angle directional coherence is a generic feature of remembered causal distortion patterns caused by passage of gravitational shocks.

The right side of Fig. 2 illustrates the same solution applied to a quantum EPR system with an indeterminate decay axis. The geometry of a causal diamond of any size around the decay is placed into a causally coherent superposition with large-angle distortion on the surface given by Eq. (3). In the 3D spectrum of this quantum system, pointlike particles with momenta along a single axis have wave functions with entangled axially symmetric momentum components in all directions, and at all wavelengths, to localize the state to the axis. The same entanglement must apply to the wave function of geometry. Similar causally-coherent anisotropic displacements of causal structure by virtual spherical null shocks on inflationary horizons are used here to make a model of gravitational displacement noise on spheres at the end of inflation.

2. Causally coherent fluctuations from virtual null shocks

The quantum degrees of freedom of a causally coherent theory are not the same as the classical macroscopic ones; it is said that classical space-time, and locality in space and time, emerge statistically or “holographically” from a quantum system. Although holographic emergence of classical space-time has been extensively studied[16], including some models that incorporate virtual shocks and holography into quantum models of horizons[34, 43–45], there is no standard theory of their phenomenology. Our semiclassical angular-noise model is designed to allow estimates of such holographic effects in real-world data. The goal is to test whether the pattern of fluctuations in a causally-coherent geometrical quantum vacuum could have distinctive large-angle symmetries that resemble those of the real sky.

We use displacements from virtual gravitational shocks to build a causally coherent model of inflationary fluctuations. This model of fluctuations has physically significant macroscopic differences from QFT. First, their displacements are not scalars, but like the gravitational shocks in EPR they leave a gravitational memory with an associated direction. Second, their causal coherence is different: a quantized plane wave depends on information at spacelike infinity in all directions, whereas spherical null shocks create coherent causal directional dis-

placements associated with causal diamonds of particular world lines. A null-shock quantum model requires macroscopic coherence (and wavefunction “collapse”) everywhere on a null surface, which leads to “spooky”, albeit causal, nonlocal spacelike quantum correlations, like the EPR system. As described above in that system, shock displacements are causally coherent at large angles, even on macroscopic scales. The large-scale correlations of distortions in these two models are very different, a reflection of the IR entanglement of long-wavelength modes with causal structure produced by gravity and neglected in QFT[15, 16].

3. Magnitude of coherent perturbations on horizons

Suppose that virtual geometrical shocks create coherent displacements on the bounding surfaces of causal diamonds with zero mean, and produce individual displacements in causal structure with a magnitude given by the classical value (Eqs. 1, 4). In a causal diamond of duration $\tau = R/c$, the surface fluctuates with displacement d given by the sum of the virtual displacements of many virtual shocks, so it has a variance given by the sum of the individual variances.

Suppose further that in a causally-coherent, holographic theory of gravity, virtual shocks arrive with frequency and variance given by the Planck time t_P . The fractional distortion Δ then has variance[38, 46, 47]

$$\langle d^2 \rangle / R^2 \simeq \langle \Delta^2 \rangle \simeq ct_P / R. \quad (5)$$

Because of the large-scale coherence of the distortions, this is much larger than the fluctuation produced by QFT fluctuations, which are of the order of $(ct_P/R)^2$. In principle, such large coherent distortions of causal diamonds in flat space-time could be detected in interferometer experiments[36, 37, 48–51].

When applied to the curved space-time of slow-roll inflation, the same idea leads to perturbation power per e -folding of comoving length scale \mathcal{R} given by the physical horizon radius in Planck units[9, 12, 13]:

$$d\langle \Delta^2 \rangle / d \ln \mathcal{R} \simeq Ht_P, \quad (6)$$

where $H = \dot{a}/a$ is the expansion rate of the cosmic scale factor a . This quantum-gravitational variance is again typically many orders of magnitude larger than that predicted by the QFT model, which are of the order of $(Ht_P)^2$, multiplied by the inverse of a slow-roll parameter ϵ that depends on the slope of the inflaton potential[12].

Thus, even though an inflationary potential can be chosen for either model that matches the data, in any given background the gravity of vacuum inflaton fluctuations, which is the main effect in the standard picture, is generally negligible compared to coherent quantum-gravity fluctuations in causal structure. This difference ultimately results from the foundational differences in the space-time structure of coherent states that follows from the model of locality adopted for the quantum system.

III. CAUSALLY-COHERENT MODEL OF INFLATIONARY PERTURBATIONS

A. Causal structure of standard inflation

Our model of fluctuations is based on the classical causal structure of standard slow-roll inflation. An unperturbed inflationary universe has a Friedmann-Lemaître-Robertson-Walker metric, with space-time interval

$$ds^2 = a^2(t)[c^2 d\eta^2 - d\Sigma^2], \quad (7)$$

where t denotes proper cosmic time for any comoving observer, $d\eta \equiv dt/a(t)$ denotes a conformal time interval, and $a(t)$ denotes the cosmic scale factor, determined by the equations of motion and a model for the inflaton potential. The spatial 3-metric in comoving coordinates is

$$d\Sigma^2 = dr^2 + r^2 d\Omega^2, \quad (8)$$

where the angular interval in standard polar notation is $d\Omega^2 = d\theta^2 + \sin^2 \theta d\phi^2$. Future and past light cones from an event are defined by a null path,

$$d\Sigma = \pm cd\eta, \quad (9)$$

so conformal causal structure is the same as in flat space-time. A causal diamond with boundary at t corresponds to an interval with equal conformal time before and after t .

The classical inflationary horizon of any comoving world line is an incoming null surface that arrives at the end of inflation. During the slow roll phase of inflation, the horizon has an approximately constant physical radius c/H , determined by the expansion rate H . A comoving sphere passes through the horizon at a particular time, and represents the “horizon footprint” of that time (Fig. 3).

In a causally-coherent model[9], correlations in CMB anisotropy are generated by directional displacements from fluctuations of coherent quantum objects, causal diamonds whose boundaries are determined by inflationary horizons. As in standard inflation, relational quantum fluctuations get frozen into classical perturbations when they cross horizon surfaces. Our model tracks nonlocal directional correlations of causal relationships, taking into account the curvature of the null surfaces.

B. Angular relationships of intersecting horizons

In our model, the relic distortions at the end of inflation depend on intersections of causal diamonds and horizon footprints. Figs. 4 and 5 show two classes of world lines B and C whose inflationary horizons have particular causal relationships with an observer A : world line A lies on the horizon footprints of B world lines, and C

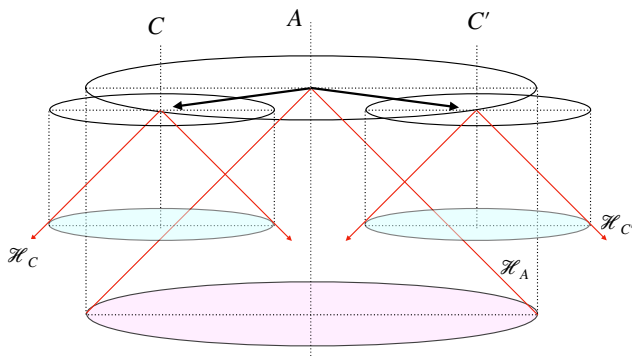


FIG. 3. Causal history of anisotropy observed from world line A . Vertical lines represent constant comoving positions. The top surface represents a surface of constant time at the end of inflation, which on this scale coincides with the epoch of CMB last scattering. The past light cone of A represents its inflationary horizon \mathcal{H}_A . The large circle at the top represents A 's current horizon, a thin sphere that approximates the CMB last scattering surface and represents the comoving surface of a causal diamond defined by the present epoch at A 's location. Quantum fluctuations during inflation produce classical perturbations on comoving “footprints” where world-cylinders intersect horizons. Two points C, C' on the A horizon footprint are shown as examples, at a large angular separation in directions shown by arrows, with their respective horizons \mathcal{H}_C and $\mathcal{H}_{C'}$. In the causally coherent model, anisotropy generated by quantum fluctuations is modeled as displacements by null virtual shocks on horizons.

world lines lie on the horizon footprint of A . Observable radial displacement is shaped by outgoing shocks from A on C -centered causal diamonds, and incoming shocks to A on B -centered causal diamonds.

The geometrical relationships are shown in cross-section in Fig. 6. The polar angles of the horizon intersection from each center are:

$$\theta_A = \theta, \theta_B = 2\theta, \theta_C = (\pi - \theta)/2. \quad (10)$$

The time evolution of the comoving horizon radii, and separations from the intersection plane, are shown in Fig. 7.

C. Model of measured displacement

1. Model of coherent axially symmetric displacements

We now construct a causally coherent model of observable distortion. The aim is make a noise model whose elements are displacements on causal diamonds, constrained by classical causal geometrical relationships determined by the inflationary background. The model is not a quantum theory; the goal is to model correlations expected for inflationary noise with causal coherence.

As in holographic models of black holes [23, 25, 43], and in the EPR example (Fig. 2), a causal diamond is assumed to be a coherent quantum system. Noise from null

virtual shocks creates coherent large-angle distortions of causal diamonds. Distortions of causal diamonds relative to their centers are observable as anisotropy.

In the model, vacuum noise is generated at a constant physical rate throughout inflation given roughly by Eq. (6). It creates perturbations of order $\Delta^2 \approx d^2 H^2 / c^2 \approx H t_P$ every Hubble time, where H is the expansion rate and t_P the Planck time. Distortions are introduced as null virtual shocks on horizons throughout inflation, which represent vacuum quantum fluctuations in position with zero mean and Planck variance. Each shock leaves a memory, a coherent relational displacement.

With this setup, coherent displacements of world lines and their causal diamonds lead to correlated axially symmetric displacements on spacelike circles where spherical horizon footprints intersect. Every circle inherits anisotropic displacements by quantum “collapse” of coherent causal diamond states. A virtual shock associated with a direction $\theta = 0$ creates a correlated displacement in a circular ring described by a kernel $d(\theta)$, shaped by radial projection of the coherent relative directional displacements of intersecting horizons A, B and C in the direction $\theta = 0$.

The small-scale corrugation of A 's horizon footprint, the CMB surface, continues up to the end of inflation. Fluctuations between horizons in every direction continue to add successively smaller coherent perturbation patches as inflation proceeds, with quantum coherence over the inflationary horizon of each world line. Angular coherence is imposed both by displacements of the A center, described as displacements on B horizon footprints, and displacements of the C center, described as displacement of C horizon footprints.

2. Coherent displacement and causal shadow

As shown in the classical EPR system, the physical effect of shock memory is a relational coherent displacement that refers to the difference of the center from the boundary of a causal diamond. Coherent remembered displacements of whole causal diamonds do not produce observable anisotropy as viewed from the inside. For a classical homogeneous planar shock, a whole causal diamond is coherently displaced, meaning that the center and the boundary have the same displacement in any direction as viewed from very far away.

In the inflationary system of overlapping shocks on horizons, in some directions, displacement from shocks on other horizons is absorbed into the emergent position and velocity of the A world line in relation to its horizon, and becomes unobservable. In our system, the planar limit for A corresponds to $\mathcal{R}_B \rightarrow \infty$, and an intersection at polar angle $\theta = \pi/2$. The planar limit for B corresponds to $\theta = \pi/4$ and $\theta = 3\pi/4$.

In our model of coherent displacement, *observable displacement vanishes when the B center is far enough away*

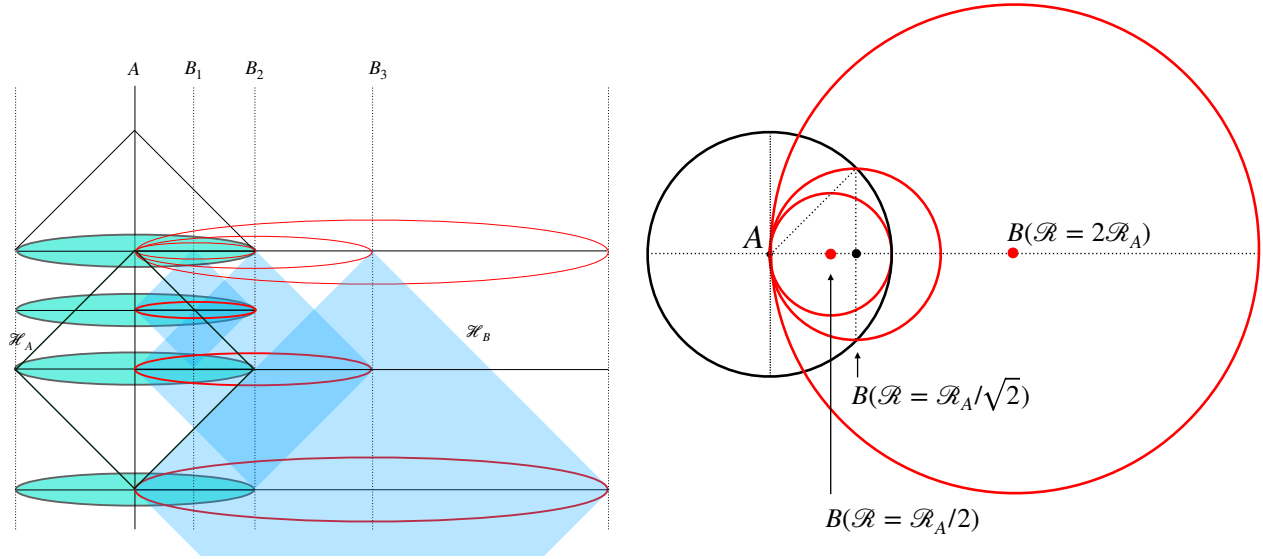


FIG. 4. Left panel shows a causal history, with examples of horizons and footprints for causal diamonds that bound incoming null data at A from B world lines along a particular direction. The right panel shows a 2D cross section of the same A and B spherical horizon footprints at the end of inflation. For the examples shown, $\mathcal{R}_B/\mathcal{R}_A = .5, 1/\sqrt{2}$ and 2 ; a complete set would have $0.5 < \mathcal{R}_B/\mathcal{R}_A < \infty$. Intersections of A and B spherical footprints are circles that represent boundaries of coherent incoming null surfaces that affect the CMB at the corresponding axial angle θ , shown in Fig. (6).

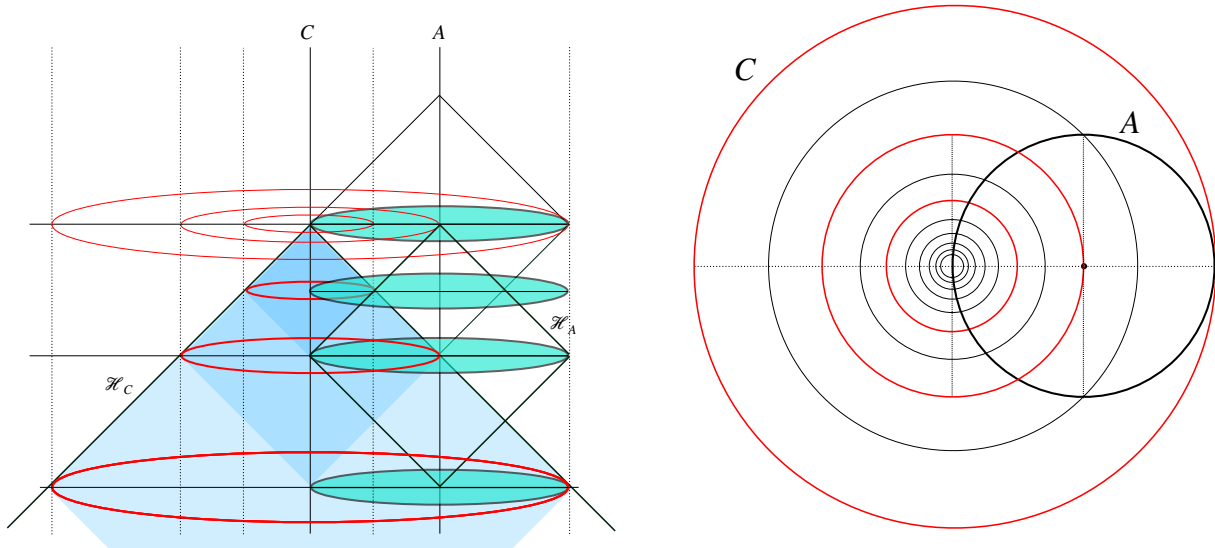


FIG. 5. Causal angular relationships for causal diamonds with outgoing null data from A to a point C on its horizon. At left, the inflationary horizon of a world line C that lies on A 's horizon footprint, and footprints of some of C 's causal diamonds. The right panel shows 2D cross sections of A and C horizon footprints at the end of inflation. The series of C footprints is shown on a linear scale, with constant logarithmic spacing in factors of $\sqrt{2}$. The largest shown here, with $\mathcal{R}_C = 2\mathcal{R}_A$, is the largest to causally entangle with angular correlations on the A surface; the whole set has $0 < \mathcal{R}_C/\mathcal{R}_A < 2$. The sequence continues to smaller scales over the last ~ 60 e -foldings of inflation.

from the A center that the A center lies in the same hemisphere of B as the AB intersection circle. There is a complete blackout of observable displacement, a “causal shadow”, over a wide range of polar angles:

$$d(\pi/4 < \theta < 3\pi/4) = 0. \quad (11)$$

On the boundary of this range, the intersection circle is a great circle on the B horizon. Within $\pi/4 < \theta < 3\pi/4$, the B diamond boundary (which includes worldline A) shares a common displacement with the A horizon footprint, and there is no measured displacement.

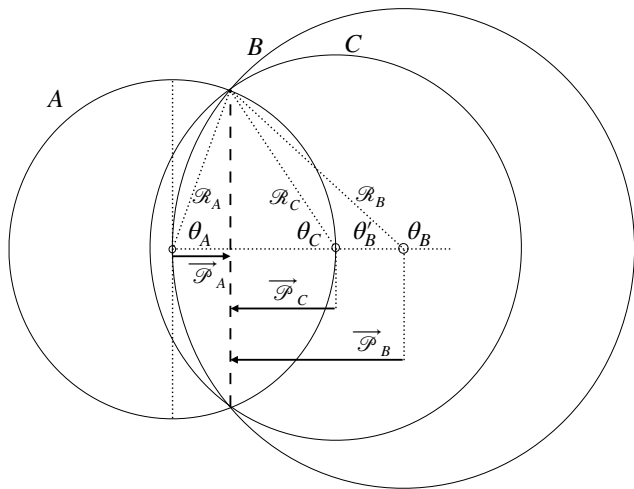


FIG. 6. Geometrical relationships between world lines and intersections of their spherical horizon footprints, shown in relation to their separation axis. Circles represent sections of three comoving spheres centered on three colinear points A, B , and C . Angles $\theta_{A,B,C}$ (Eq. 10) and comoving radii $\mathcal{R}_{A,B,C}$ are shown for their common circular intersection, shown as a solid vertical line. An axially symmetric coherent directional displacement $d_A(\theta)$ on the A horizon footprint is constant on the intersection circle. These angles with the common polar ABC axis map onto boundaries of incoming and outgoing null cones shared by A and its horizon footprint.

This symmetry follows from a deeper physical hypothesis about the effect of coherent virtual fluctuations in a space-time that emerges from coherent quantum states on horizons: that *distortion from virtual fluctuations associated with any direction only comes from relationships between world lines in the same hemisphere as their horizon intersection*. Conversely, virtual physical displacement parallel to any direction between events only becomes measurable when the events lie in opposite hemispheres of the null cone that entangles them both with that direction. In the application to CMB anisotropy, the displacement refers to the projection along any axial direction from world line A , relative to events in a circle around that axis on the CMB surface. Measurable displacements occur when A and B world lines lie on the same side of the horizon intersection plane; the causal shadow, with no displacement between the A center and the circle, happens when A and B world lines lie on opposite sides of the intersection plane.

Physically, this symmetry relies on exact balance of mean displacement in any two opposite hemispheres on the surfaces of a causal diamond—a generalized and delocalized momentum conservation or translation invariance associated with components of displacements parallel to any specific direction. In an emergent causally coherent model, all points inside a causal diamond share the same mean relationships of the diamond with the outside, so fluctuations of a point relative to the dia-

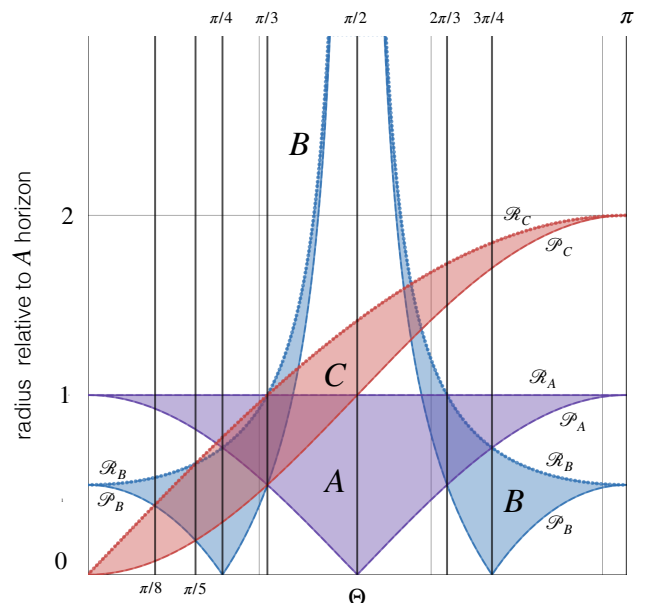


FIG. 7. Comoving sizes of horizon radii $\mathcal{R}_{A,B,C}$, and polar-axis projections $\mathcal{P}_{A,B,C}$ to the intersection circle as a function of θ , the A polar angle. Length units are linear in units of \mathcal{R}_A . The time history of inflation runs from top to bottom. The $\mathcal{R}_{A,B,C}$ curves represent radial distances to the circles at polar angles where horizons intersect, and $\mathcal{P}_{A,B,C}$ curves represent distances along the polar axis to the intersection plane. In-common displacement of A and B causal diamonds leads to vanishing observable distortions on A 's horizon footprint between $\theta = \pi/4$ and $\theta = 3\pi/4$ from the axis, the boundaries of polar causal caps, where \mathcal{P}_B vanishes. The two branches of B spheres in opposite hemispheres have opposite parity.

mond boundary in any direction average to zero over the whole spherical surface.

Causal shadowing is consistent with a relational holographic algorithm for the emergence of macroscopic systems. At a given time (that is, on a spacelike surface of constant time defined by any horizon footprint), *the pattern on the horizon surface at angular separation greater than $\pi/4$ from any direction has not yet been affected by incoming null information from that direction*. This causal decoupling is the reason for the shadow in correlation, and also implies that an existing reduced relationship at one radius is consistent with subsequent new information from farther away; subsequent information creates different patterns on larger A horizon footprints that become visible later. Similarly, outgoing information from A that has not yet reached distant world lines will not contradict the patterns they already see. The shadow thus preserves the independence of orthogonal directions in the emergent classical system. Relationships with world lines separated by more than twice the comoving radius to a particular footprint (the conformal proper duration of an interval that determines its causal diamond) remain in an indeterminate, entangled state relative to that footprint.

At $\theta > 3\pi/4$, for consistency the model requires a “print-through” effect in one hemisphere, created by subtraction of the coherent B displacement pattern. As in EPR, this “spooky” effect is nonlocal but not acausal, because its state is prepared within the overlapping A and B causal diamonds. It is necessary for consistency: it represents the subtraction of the displacement visible on A that has been “absorbed by” coherent displacement of B horizons in one direction. A nontrivial symmetry used in our model is that the removed pattern as observed internally on B horizons should be the same as that on A horizons, with the projective relationship $\theta_B = 2\theta_A$.

In our model, the causal shadow is the main reason that causal coherence leads to relatively small correlations at large angles.

3. Projection function $d_{AB}(\theta)$

With the shadowing principle in mind, let us introduce a projection function $d_{AB}(\theta)$ to represent the fraction of displacement along the polar ABC shock axis that appears as the radial displacement of a horizon footprint viewed from the A center at an angle θ from the axis. The radial displacement is interpreted in the emerged perturbed classical metric as a scalar perturbation of potential between A and points on the spherical surface of a classical causal diamond, or as a distortion of causal structure. This part of relational projection does not depend on background curvature, only on the conformal causal structure.

We posit the following simple function to describe projection of axial displacement onto radial displacement:

$$d_{AB}(\theta) = \cos(\theta) \cos(2\theta) \left[\cos(\theta) - \frac{\sin(2\theta)}{2} \right]. \quad (12)$$

In Eq. (12), the $\cos(\theta)$ and $\cos(2\theta)$ factors represent conventional geometrical projections of axial displacement onto radial displacements on the curved surfaces of A and B causal diamonds. They can be interpreted as the projections of axial shock displacements onto the radial measurement from A (that is, the CMB horizon footprint), and onto the B sphere surface that passes through A and its footprint. The onset of causal shadowing happens where the latter term vanishes, at $d_{AB}(\pi/4) = 0$.

The expression in square brackets is a smooth monotonic function added to mimic the effect of null shocks on causal diamonds with a relational causal shadow. It is approximately linear near its maxima and minima ± 1 at the poles, $\theta = 0$ and $\theta = \pi$. It has zero value and derivative at $\theta = \pi/2$, the limit of an infinitely distant B sphere where a planar shock passes through A .

The overall product in Eq. (12) approximates the response expected for causal shadowing: it is unity at the poles, and decreases to a much smaller value over the range of null causal symmetry (Eq.11). At the precision of the current data, the final power spectrum and correla-

tion function are not sensitive to the exact shape adopted for this model projection.

4. Axial displacement $P_{ABC}(\theta)$ from scale-invariant inflationary horizons

The projection function (Eq. 12) is the part of the model that describes the response of observed displacement to shocks from a particular direction. The other main element is a model of the accumulated noise from null shocks in each direction over the specific history of slow-roll inflation.

In the inflationary context, the total displacement along the polar axis represents the cumulative effect of virtual Planck scale displacements from smaller and smaller angular scales up to the end of inflation. The frequency of displacement noise is approximately constant in physical time, so the total displacement increases at small angles. We first describe a model that reproduces expected scaling of holographic axial displacement in a scale-invariant cosmology, a de Sitter-like background with uniform spacetime curvature, and later add the effect of broken scale invariance or tilt as a correction.

The model invokes a physical assumption familiar from the phenomenon of freezing assumed in standard quantum inflation: after a horizon footprint becomes frozen into the expanding background, a virtual displacement of a definite physical length stretches along with the classical comoving background.

Denote by $P_{ABC}(\theta)$ the full variation of displacement along the ABC axis, before accounting for the effects of directional projection and cancellation described by $d_{AB}(\theta)$. Our model for this is not based on a rigorously derived classical shock solution, but is an approximation constrained to match standard inflationary scaling of small-angle perturbations generated near the antipodes.

One contribution to distortion at small angles arises from distortion of the boundary of the A horizon footprint at C horizon intersections up to the end of inflation. The comoving radius of the C horizon at each angle is

$$\mathcal{R}_C = 2\mathcal{R}_A \sin(\theta_A/2). \quad (13)$$

(see Fig. 6). Since the inflationary horizons have a nearly fixed physical radius during slow roll (apart from a tilt factor added below), the redshift or ratio of scale factors corresponding to the ratio of the A and C horizon footprints is

$$a_C/a_A = \mathcal{R}_A/\mathcal{R}_C = \frac{1}{2 \sin(\theta/2)} \quad (14)$$

(see Fig. 7). On the comoving A footprint outside \mathcal{H}_A —that is, during inflation but outside the causally coherent horizon—the AC displacement in the axial direction stretches like other spacelike separations, so the same factor determines the AC part of the total displacement:

$$P_{AC} = \frac{1}{2 \sin(\theta/2)}. \quad (15)$$

A similar contribution to small angle perturbations comes from the intersection of A and B horizons close to both poles. We adopt a similar expression that also gives the correct inflationary scaling at small angles, but contributes symmetrically in both hemispheres:

$$P_{AB} = \frac{1}{2 \sin(\theta)}. \quad (16)$$

This displacement arises from the two antihemispheric AB differential relationships.

As in the projection function, our model assumes that the total physical displacement in the emerged system is a difference between these two effects. This produces a total axial displacement P_{ABC} that smoothly interpolates at all angles between correctly-scaled logarithmic divergences near the antipodes:

$$P_{ABC}(\theta) \propto P_{AB} - \sin(\pi/4)P_{AC}. \quad (17)$$

A coefficient $\sin(\pi/4) = 1/\sqrt{2}$ has been added so that the function vanishes at $\theta = \pi/2$. This symmetry is expected from the emergence of the local cosmic rest frame, since total perturbations from opposite directions along any axis produce a zero total displacement at the center by definition. The shape of the function is not symmetric around $\theta = \pi/2$, due to the asymmetry in the way perturbations are generated in antipodal directions.

Absorbing the common factor of 2 into an overall normalization then leads to

$$P_{ABC}(\theta) = \frac{1}{\sin(\theta)} - \frac{1}{\sqrt{2} \sin(\theta/2)}. \quad (18)$$

Formally, this function runs from $P(0) = -\infty$ to $P(\pi) = +\infty$. The logarithmic divergence is not physical because slow-roll inflation has a finite number of e -foldings. In slow-roll inflation, the divergence is controlled by a departure from scale invariance (the “tilt”), as described below.

5. Agreement with standard inflation on small scales

Slow-roll inflation produces approximately equal contributions to variance in potential from each e -folding of inflation. From Eq. 6, the total variance is the logarithmic integral over the scale factor. For example, the C contribution can be written in terms of \mathcal{R}_C and hence θ :

$$\frac{\langle \Delta^2 \rangle_{>\theta}}{Ht_P} = \int^{\mathcal{R}_C(\theta)} d \log(\mathcal{R}_C) = \frac{1}{\sin(\theta/2)} - 1. \quad (19)$$

Here, the constant of integration has been set so there is no contribution from $\theta > \pi$. There are no pre-existing, longer wavelength modes, as there are in the standard theory: causal noise is associated with fluctuations within each causal diamond, whose comoving boundary represents the observed horizon footprint. The largest C footprint involved in observable causal displacements corresponds to $\mathcal{R}_C = 2\mathcal{R}_A$. Similar remarks apply for the B

horizon contributions; in that case, the smallest relevant B footprints, which map onto $\theta = 0$ and $\theta = \pi$, have $\mathcal{R}_B = \mathcal{R}_A/2$.

The overall scaling in Eq. (18) therefore matches that of the standard spectrum of scale-invariant 3D perturbations in the small-angle planar limit, at small angles ($\ell \gg 1$) where horizon curvature is not important. With spectral tilt included as discussed in the following, the model agrees with the successful standard expectation on small scales.

6. Axial displacement with broken scale invariance (“tilt”)

A correction for spectral tilt is needed to extrapolate to high ℓ , or equivalently, to later stages of inflation. This factor accounts for the time evolution of curvature during slow roll inflation—the fact that the physical radius of the inflationary horizon gradually increases.

One simple formulation of tilt as a function of angle is

$$\mathcal{T}(\theta) = 1 - \frac{\epsilon}{2} \ln [P_{AC}] = 1 + \frac{\epsilon}{2} \ln [2 \sin(\theta/2)]. \quad (20)$$

This factor accounts for the departure from scale invariance in slow roll inflation according to the scaling of horizon size: the physical size of the horizon c/H increases slowly during inflation, and the curvature perturbation on horizons slowly decreases, by a few percent with each e -fold increase of the scale factor. If perturbations at each polar angle are dominated by horizons at scale factors proportional to $P_{AC}(\theta)$, it leads to the form in Eq. (20). The tilt correction factor actually vanishes at a finite value of $\sin(\theta) > 0$, so it eliminates the formal logarithmic divergence of the scale-invariant theory at very small angles.

For a tilt that does not change with scale, the coefficient ϵ can be compared to a fit to perturbations at smaller angular scales measured by *Planck*. In the *Planck* data, the tilt for the 3D spectrum is $\epsilon_P = 0.035 \pm .004$. The extra factor of two in the coefficient here accounts for the difference in tilt between power and amplitude.

A more physically accurate model (which in practice is almost indistinguishable from the one just described) includes separate tilt factors for the two terms P_{AB} and P_{AC} , to account for different projections of inflationary history in antipodal directions. Define

$$\mathcal{T}_{AB}(\theta) = 1 - \frac{\epsilon}{2} \ln [P_{AB}] = 1 + \frac{\epsilon}{2} \ln [2 \sin \theta] \quad (21)$$

and

$$\mathcal{T}_{AC}(\theta) = 1 - \frac{\epsilon}{2} \ln [P_{AC}] = 1 + \frac{\epsilon}{2} \ln [2 \sin(\theta/2)]. \quad (22)$$

Then, instead of the scale-invariant displacement factor $P_{ABC}(\theta)$ (Eq. 18), we define an axial displacement factor that includes tilt:

$$P_{ABC\mathcal{T}}(\theta) = P_{AB}(\theta)\mathcal{T}_{AB}(\theta) - P_{AC}(\theta)\mathcal{T}_{AC}(\theta)\mathcal{T}_0/\sqrt{2} \quad (23)$$

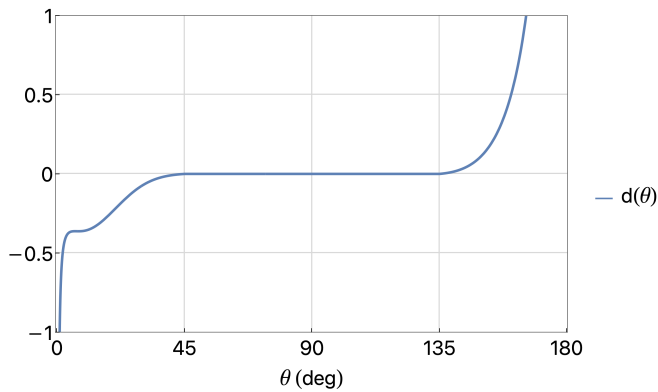


FIG. 8. Axially symmetric distortion kernel $d(\theta)$ (Eqs. 25,26) associated with a single polar direction. The shape of the function has been derived from geometrical causal relationships but it has not been normalized to physical units. The distortion identically vanishes for $45^\circ < \theta < 135^\circ$, the causal information shadow. The subtraction from in-common displacement of A and B causal diamonds appears at $\theta < 45^\circ$ in this plot, but the measured correlation is the same if the kernel is reflected around 90° .

where

$$\mathcal{T}_0 = \frac{\mathcal{T}_{AB}(\pi/2)}{\mathcal{T}_{AC}(\pi/2)} \simeq 1.006 \quad (24)$$

The coefficient $\mathcal{T}_0/\sqrt{2}$ preserves the symmetry described above that connects with the emergence of a local cosmic rest frame: the total displacement vanishes at $\theta = \pi/2$. Again, the shape of the function is not symmetric because the antipodal effects are different, but there is zero displacement in the normal plane.

7. Total displacement kernel $d_{\pm}(\theta)$

We are now in a position to write down a model for the total noise kernel $d(\theta)$, the axially symmetric displacement on the horizon footprint of A as a function of polar angle θ from a single shock axis.

Physically, the displacement kernel corresponds to the pattern of clock displacements everywhere on the A horizon footprint produced by shocks originating from inflationary horizons along a direction $\theta = 0$. Although the choice of direction on the axis is a matter of convention, the difference between them is physically significant, as discussed below.

The model kernel is constructed from a product of two factors summarized above: a projection factor (Eq. 12) and an axial displacement based on inflationary background curvature (Eq. 23). The displacement $d(\theta)$ takes a different form in the two polar caps $+$ and $-$ associated with the axis. For the polar cap at $0 < \theta < \pi/4$,

$$d_+(\theta) = P_{ABCT}(\theta) [d_{AB}(\theta) - \mathcal{T}_{AB}(\theta)d_{AB}(2\theta)], \quad (25)$$

and for the antipolar cap at $3\pi/4 < \theta < \pi$,

$$d_-(\theta) = P_{ABCT}(\theta)d_{AB}(\theta). \quad (26)$$

The difference between the two hemispheres leads to parity violation in the resulting pattern (Fig. 8).

As discussed above, the subtracted $d_{AB}(2\theta)$ component in d_+ reflects coherent displacement between the A center and boundary in one hemisphere. This term represents an imprint of absorption in the B pattern, the print-through of the coherent displacement of the A center. This formulation is based on the symmetry that A and B horizons respond in the same way to a displacement, as viewed from their respective centers. Thus, the function d_{AB} is used with $\theta_B = 2\theta$ as an argument to represent the subtracted pattern on A from internal B horizon distortion. The observable distortion in the two polar caps differs by the B response, that is, $d_{AB}(2\theta)$, with a coefficient $\mathcal{T}_{AB}(\theta)$ to account for tilt.

Since this model is based on geometrical relationships (including some approximate interpolations) rather than a complete physical theory, it would be reasonable to explore a wider range of options. In principle, some model elements not constrained by symmetries could be modified to yield better fits to data. Given the limitations of current data, in this paper we chose instead to evaluate consequences of this zero-parameter model and compare it with the standard model, in order to analyze the main new effects of causal coherence on observable anisotropy.

IV. UNIVERSAL ANGULAR POWER SPECTRUM AND CORRELATION

Up to a normalization, the kernel represented by Eqs. 25 and 26 determines a unique angular power spectrum. As a first approximation, it can be directly compared with CMB data in the Sachs-Wolfe regime, on the largest angular scales. It has no parameters except for a normalization and tilt, which can both be estimated by standard fits to anisotropy on smaller angular scales.

In our model of perturbations, a realization of a sky pattern is a sum of $N \gg 1$ axially symmetric distortions from shocks along different axes uniformly distributed on the sphere, each with a random amplitude. That is, the distortion of any horizon footprint from a uniform sphere in direction $\vec{\Omega}$ takes the form

$$\delta\tau(\vec{\Omega}) = \sum_i^N \delta_i d(\theta = |\vec{\Omega} - \vec{\Omega}_i|)/c \quad (27)$$

where δ_i represents a random variable with zero mean for a shock associated with a direction $\vec{\Omega}_i$.

In a holographic theory of gravity, the variance of the displacement noise depends on the physical size of inflationary horizons, as in Eqs. (5, 6). For the purposes of this paper, which addresses just the nature of the pattern at large angles, the normalization is arbitrary.

Not all skies are the same, but in the $N \rightarrow \infty$ limit they all have the same angular power spectrum and correlation function. Up to a normalization, we can compute the angular power spectrum and correlation function of any realization just from the displacement kernel $d(\theta)$. In standard notation (e.g. [9]), the anisotropic pattern on a sphere is decomposed into spherical harmonics $Y_{\ell m}(\theta, \phi)$:

$$\Delta(\theta, \phi) = \sum_{\ell} \sum_m Y_{\ell m}(\theta, \phi) a_{\ell m}. \quad (28)$$

The harmonic coefficients $a_{\ell m}$ then determine the angular power spectrum:

$$C_{\ell} = \frac{1}{2\ell + 1} \sum_{m=-\ell}^{m=+\ell} |a_{\ell m}|^2. \quad (29)$$

The angular correlation function is given by its Legendre transform,

$$C(\Theta) = \frac{1}{4\pi} \sum_{\ell} (2\ell + 1) C_{\ell} P_{\ell}(\cos \Theta). \quad (30)$$

As in the EPR example, a single axially symmetric distortion reduces to one dimension, with $m = 0$ in all the harmonics. The harmonic coefficients are then given by

$$a_{\ell 0} = 2\pi \int_0^{\pi} d\theta \sin(\theta) Y_{\ell 0}^*(\theta) d(\theta). \quad (31)$$

An impulse that is not aligned with the coordinate axis will produce different coefficients. However, the variance of the sum of $a_{\ell m}$'s from many impulses is the sum of their variances; a sum of random impulses from $N \gg 1$ directions produces a power spectrum that approaches the summed variance of power from each impulse, so any realization approaches the same C_{ℓ} and $C(\Theta)$. The model thus yields a definite angular power spectrum and correlation function with no parameters except the normalization. The difference between different realizations of sky patterns lies just in the phase factors of the $a_{\ell m}$'s.

The holographic model is intrinsically more predictive than the standard inflation quantum model, which produces many different realizations that have different power spectra on large angular scales. In the holographic view, almost all of the standard realizations are unphysical, because they cannot be generated by causally coherent displacements. A holographic picture has fewer degrees of freedom, and the correlations of the angular pattern can preserve universal causal symmetries.

V. COMPARISONS OF MODELS AND DATA

A. Displacement and temperature distortions

We have constructed a model for displacements $\delta\tau(\theta, \phi)$ of a causal diamond surface. In the Sachs-Wolfe

(SW) approximation[1], which is approximately valid on the largest angular scales, the same pattern appears in the temperature distortions of the CMB:

$$\delta T_{SW}(\vec{\Omega}) \propto \delta\tau(\vec{\Omega}). \quad (32)$$

We will assume this correspondence in the following comparisons. As discussed below, actual CMB temperature anisotropy depends on several known effects not included in the SW approximation, but included in the standard model calculations. We will compare models and data mainly on the largest angular scales, $\ell \lesssim 7$, where the SW approximation works best.

The true dipole distortion of our horizon ($\ell = 1$) is unobservable, because of the degeneracy with the much larger dipole induced by our local peculiar motion relative to the cosmic frame. Since the actual sky data has all of the a_{1m} harmonic components removed as part of the standard dipole subtraction, comparisons of $\ell = 1$ components are not meaningful. To compare real data with models of $C(\Theta)$, we omit the predicted model dipole contribution.

In our interpretation, this dipole subtraction is the main reason the exact causal symmetry of true primordial angular correlation, which vanishes over a wide range of angles, has remained hidden: the dipole needs to be included to obtain the true primordial correlation. As shown below, if the predicted dipole is included, the model displays the hidden causal symmetry.

B. Datasets

As in ref. [9], we use all-sky, foreground-subtracted maps prepared by the *Planck* team (Commander, SMICA and NILC) [53], and the the *WMAP* team, ILC9 [54]. For some tests, we also use a map generated by taking an average of these maps.

On the largest angular scales, the dominant uncertainty in tests of the holographic model arises from Galaxy models, whose errors, unlike those of standard cosmic variance, have significant and unknown angular correlations among different wavenumbers. For some purposes it is possible to use the variation among the maps as a coarse measure of the uncertainty. We also note that there are significant differences in Commander between PR2 and PR3 *Planck* data releases on large angular scales, using the same Galaxy model, but updated datasets. To test some aspects of our model, it may be possible to obtain more precise results using masks, but as shown previously, care must be taken to avoid biased estimates[8]; we defer this approach to future work.

Unlike most studies of the CMB power spectrum, we focus here on $\ell \leq 30$. Variation among the datasets, dominated by different models of the Galaxy, can be seen in Fig. (9). Some shared systematic variations in the spectrum, possibly correlated at very different ℓ , could be an artifact generated by in-common features of different Galaxy models.

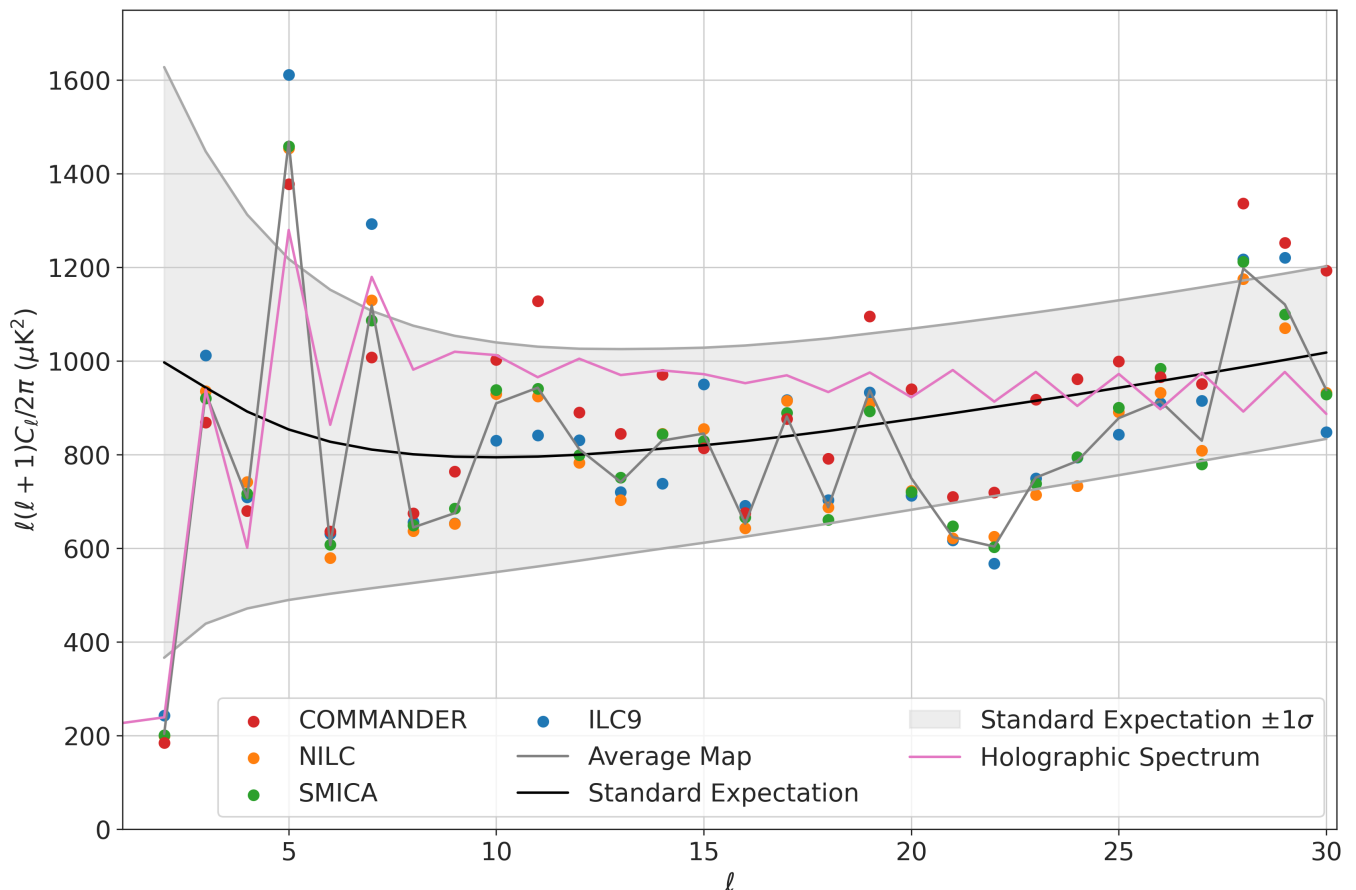


FIG. 9. Power spectra of models and Galaxy-subtracted maps for $\ell \leq 30$. The standard cosmological expectation and cosmic variance band are shown for *Planck* fits to cosmological parameters[52]. The holographic spectrum is the computed model Sachs-Wolfe anisotropy on a thin sphere, fit to the data with one parameter, a normalization, by minimizing the quantity $\sum_{\ell=2}^7 (C_{\ell,H} - C_{\ell,A})^2$. The holographic model has no cosmic variance, and departs significantly from the standard expectation at $\ell \lesssim 7$, with a significant bias towards odd harmonics. At $8 \lesssim \ell < 30$, the model approximates the standard expectation for pure SW anisotropy, modified by a sawtooth pattern with a small nonstandard preference for odd harmonics. The broad-band average in this range of angles differs from the standard expectation shown due to known physical effects not included in the SW approximation, such as scattering from reionization at $z \lesssim 20$, Doppler boosts, and ISW. Residual error in maps due to models of Galactic emission, which dominates the scatter of points at each ℓ , is a significant source of uncertainty that appears to be correlated at different ℓ .

C. Angular power spectrum

1. General comparison with the standard model

As noted above, a direct comparison of the model with CMB anisotropy assumes the Sachs-Wolfe (SW) approximation, where the temperature of the CMB is proportional to the gravitational potential, so the primordial pattern of horizon displacements appears directly on the sky. The approximation works best on the largest angular scales, which also preserve the clearest signatures of causal coherence on curved horizons, and therefore the greatest contrast with the standard model. Thus, in Fig. (9) the model is shown normalized to fit the angular power spectrum of the average CMB map at $\ell \leq 7$. In spite of measurement uncertainties, generally speaking

the holographic model appears to agree with data better than the standard model at the largest angles.

The holographic model is constructed to reproduce the standard inflationary 3D power spectrum of initial potential perturbations on small scales, so with the correct normalization it should match the expected SW spectrum of the standard cosmological model. The angular power spectrum in Fig. (9) roughly confirms this: at $\ell \gtrsim 7$ the predicted holographic spectrum is approximately flat with a slight downward tilt, as expected for the SW anisotropy of the concordance slow-roll cosmology, with a normalization that roughly agrees with the expected normalization of the standard model SW effect at $\ell \gtrsim 8$.

2. Parity violation

An important systematic difference from the standard model is that the holographic model violates parity. On a sphere, parity violation means perturbations in antipodal directions tend to have opposite signs. In the angular power spectrum, parity violation appears as a sawtooth pattern, a preference for odd over even parity harmonics.

Fig. (9) shows large systematic parity violation: an excess of odd over even fluctuation noise power in the holographic model at the largest angular scales ($\ell \leq 7$) that also appears in CMB maps. The excess includes the famously low quadrupole, and continues with a large fractional contrast up to $\ell \simeq 7$. The predicted fractional parity violation becomes relatively small at $\ell \geq 8$, but some systematic parity violation in the holographic model persists even up to $\ell \sim 30$.

Significant spectral parity asymmetry has previously been detected in CMB data up to $\ell \simeq 30$ [5–7], in excess of that expected from cosmic variance in the standard model. Thus, anomalous parity violation on the sky is not confined only to the largest angular scales, but includes high-frequency odd-parity fluctuation power. It is possible that this effect is a signature of a primordial universal holographic asymmetry.

It has previously been argued[12] that significant parity violation is a generic property of inflationary perturbations from causally coherent quantum gravity, due to a universal asymmetry of displacements on incoming and outgoing surfaces of inflationary causal diamonds. It was argued there that the ultimate source is not parity violation in field interactions, but the time asymmetry of the inflationary background. The holographic model analyzed here provides a concrete example of this effect: parity violation appears as different coherent shock response kernels in opposite hemispheres, that originate as explained above from different frozen displacements of outgoing and incoming null surfaces. In the model this asymmetry appears explicitly in factors represented by differences, including the print-through of the causal shadow.

It was also noted in ref. [12] that universal primordial parity violation can produce observable signatures both in the CMB and in the large-scale 3D pattern of linear density perturbations at late times. The latter effect is a relic of many independent horizons on smaller scales, all of which share the same universal parity-violating initial anisotropy.

A universal primordial angular parity violation as large as that in the universal holographic angular spectrum at $\ell \leq 8$ could in principle produce a significant relic parity violation in 3D linear density perturbations on sub-horizon scales[12]. We conjecture (but do not prove here) that it may be large enough to account for the significant parity violation recently detected in 4-point correlations of the galaxy distribution[55–57], without altering the directionally-averaged 3D power spectrum from the standard model.

3. Corrections to the SW approximation

After averaging over the sawtooth pattern, at $7 < \ell < 30$ the holographic model still differs in detail from the standard expectation shown in Fig. (9). This difference is expected because several post-inflation physical effects on temperature anisotropy, which are not included in the holographic SW model, are not entirely negligible in this range of scales: for example, the integrated Sachs-Wolfe (ISW) effect from structure during the dark-energy-dominated era at $z \lesssim 1$, the Doppler effect of moving scattering matter at $z \simeq 10^3$, and radiative transport, including scattering from reionized matter at $z \ll 10^3$. These effects also introduce a third dimension and thereby add a source of cosmic variance not present for thin spheres.

More detailed modeling will be required for a consistent detailed match of holographic initial conditions with classical post-inflation cosmology. As in the standard model, the Doppler contribution increases with ℓ , and increases steeply at $\ell \gtrsim 30$, where it likely overwhelms any holographic effect. The largest effect we have neglected in the range $7 \lesssim \ell \lesssim 20$ is reionization: a scattering optical depth $\tau \simeq 0.1$ creates a “fog” that reduces C_ℓ by factor $\sim e^{-2\tau} \simeq .8$ on scales up to the horizon at reionization, and will thereby bring the relatively unblurred holographic spectrum at $\ell \lesssim 7$ into closer agreement with the standard expectation at $7 \lesssim \ell \lesssim 20$. Since the holographic model implies different priors for low ℓ harmonics, it will modify standard estimates of $\tau(z)$.

4. Comparison with other causally coherent systems

We note that the low- ℓ angular spectrum of the causal distortion pattern differs significantly from noise spectra computed for models of other causally-coherent gravitational systems, such as holographic (or “geotropic”) noise in interferometers (e.g., [50, 51]), or a system of randomly oriented EPR-like shocks[38]. Part of the difference arises from the different space-times assumed for the causal structure of the background. For example, inflation creates a nearly flat, slightly tilted spectrum at high ℓ , whereas holographic noise in flat space-time falls off as a power law at high ℓ . Differences between models also arise at low ℓ from different sources of causally coherent noise; for example, the EPR source has reflection symmetry, and produces purely even-parity modes. Different parity violation occurs from different symmetries in both the source and background. However, all of these cases exemplify similar distinctive nonstandard features of causally coherent fluctuations: the overall displacement variance is dominated by large angles and low- ℓ modes, with a large value given by a standard quantum limit for causally coherent noise (Eq. 5).

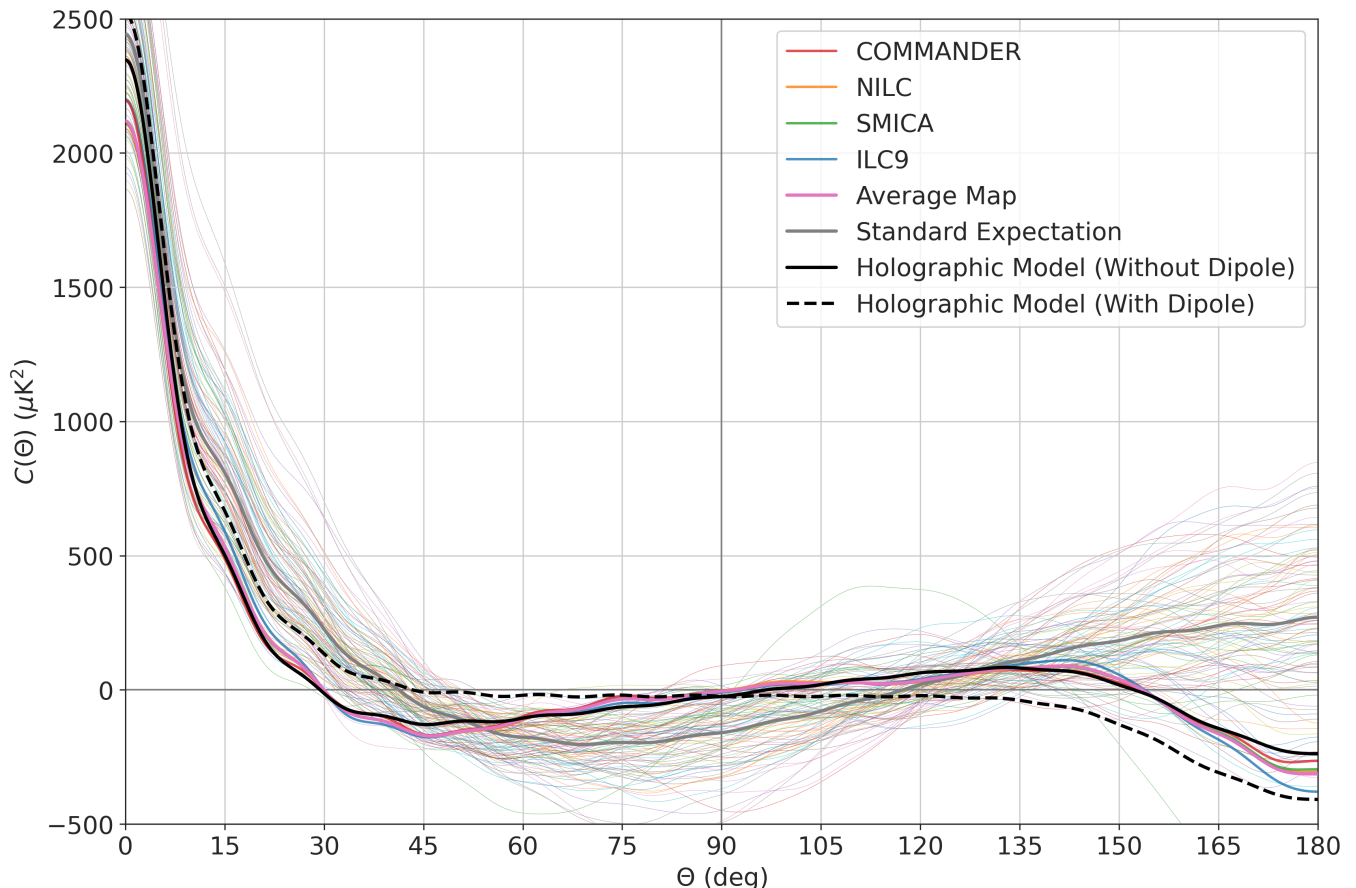


FIG. 10. Correlation functions $C(\Theta)$ predicted by models and measured in maps, all shown with a low pass filter, $\ell \leq 30$. The standard expectation is shown for *Planck* fitted parameters, and light colored lines show a corresponding random sample of 100 standard predicted realizations. The holographic model normalization has been set to minimize $\sum_{\ell=2}^7 (C_{\ell,H} - C_{\ell,A})^2$. The model shown with no dipole can be compared directly with data on large angular scales. The holographic model is also shown with the predicted unobservable dipole included to display hidden causal null symmetry (Eq. 34).

D. Angular correlation

1. General comparisons of models and maps

Because correlations in the angular domain respect the sharply delineated boundaries of primordial relationships among inflationary causal diamonds, the angular correlation function $C(\Theta)$ preserves distinctive, direct signatures of causal coherence.

In ref. [9] we used CMB data to test conjectured null symmetries of $C(\Theta)$. However, angular symmetries alone are not sufficient to uniquely determine a power spectrum, definite values of $C(\Theta)$ outside of a limited interval, or a definite amplitude for the intrinsic dipole. Here, with a definite model that yields a full function $C(\Theta)$ up to a normalization, we can do more powerful tests.

Figure (10) shows the holographic $C(\Theta)$ with and without the predicted dipole component, plotted using only harmonic components with $\ell \leq 30$. With the dipole omitted, the model $C(\Theta)$ can be compared directly on large angular scales with dipole-subtracted CMB maps, and

with realizations of the standard inflationary model. It is visually striking that the unique holographic model comes much closer to the data than any of the standard realizations. Again, there are no adjustable shape parameters to achieve this agreement: the only parameter is the overall normalization, which is independently constrained to agree with the normalization of the standard expectation on small scales to be consistent with other cosmological tests.

The range of standard realizations illustrates typical cosmic variance. According to the holographic hypothesis, these realizations are unphysical: the large-angle cosmic variance in the standard model results mainly from incorrectly calculated long-wavelength fluctuations, whose causal coherence is not included in QFT[15, 16].

2. Model-independent exact causal symmetries of $C(\Theta)$

With the dipole included, an approximate primordial causal null symmetry is apparent in Fig. (10):

$$C(\pi/4 \leq \Theta \leq 3\pi/4) \simeq 0. \quad (33)$$

Although the causal distortion kernel of our model (Eqs. 25 and 26) exactly vanishes in this range of angles by construction, the computed correlation does not exactly vanish at finite resolution. In the limit of high resolution, causal coherence produces an exact symmetry for the angular correlation of horizon distortion:

$$C(\pi/4 \leq \Theta \leq 3\pi/4)_{\ell_{max} \rightarrow \infty} \rightarrow 0. \quad (34)$$

In this limit, the dipole-subtracted SW anisotropy is then predicted to take an exact form

$$C(\pi/4 \leq \Theta \leq 3\pi/4) = -c_1 \cos(\Theta), \quad (35)$$

with a coefficient $c_1 > 0$ that depends on the unmeasured dipole.

As discussed above, this causal symmetry is independent of the details of the displacement model, as it originates directly from the boundaries of the causally connected causal diamonds—the incoming and outgoing causal information that connects the observed horizon with our world line during inflation. The exact form (Eq. 35) predicted for dipole-subtracted primordial SW correlation can in principle be used as the basis for direct, general tests of primordial causal coherence. The “causal shadow” conjectured here extends equally into both hemispheres, over twice the range of angles $\pi/2 < \Theta < 3\pi/4$ that was previously conjectured and tested[9]; this property simplifies model-independent tests, since even- and odd-parity symmetries apply independently, and the even component is independent of the unmeasured intrinsic dipole. With precise maps, these general properties can be adapted to model-independent tests of causal coherence. It was found in ref. [9] that precise model-independent tests are currently limited by systematics of Galactic foreground models.

3. Comparison of $C(\Theta)$ residuals for models and maps

We now compare the relative likelihood of obtaining the measured sky according to two models, the holographic model and the standard one.

The two models have different priors for uncertainties on large angular scales. In the standard model, the dominant uncertainty comes from cosmic variance, which introduces independent random noise in realizations at each angular wavenumber ℓ . In the holographic model, there is almost no cosmic variance on the largest angular scales: spectral powers at different ℓ are not independent, but have fixed ratios, and $C(\Theta)$ has a fixed shape. In this case the dominant uncertainty, which

is much smaller than standard cosmic variance on the largest scales, comes from systematic errors in models of the Galaxy, which are also highly correlated among different ℓ . The two models gradually converge at higher ℓ , as cosmic variance is added in the holographic model due to 3D effects such as scattering from a finite photosphere, and the variance from the Doppler effect of radial motion.

In this context, we can still perform a quantitative comparison of the relative likelihood of obtaining the CMB maps in the two models, using a method[9] based on sums of residuals of $C(\Theta)$ to rank how well models approximate the data.

Let $C_M(\Theta)$ denote a model correlation function and let $C_D(\Theta)$ denote a data set correlation function. Let $\{\Theta_j\}_{i=1}^N$ be a uniformly spaced lattice of points in the interval $[0, \pi]$. Then, define the residual

$$\delta C^2 = \sum_{i=1}^N [C_M(\Theta_i) - C_D(\Theta_i)]^2 \cdot \left(\frac{\pi}{N}\right), \quad (36)$$

which is an approximation of the integral

$$\delta C^2 = \int_0^\pi [C_M(\Theta) - C_D(\Theta)]^2 d\Theta. \quad (37)$$

Smaller values of δC^2 indicate a better agreement. In practice, we found that $N = 2,500$ is a sufficiently high lattice resolution to approximate the integral among different data sets and models with negligible error.

We then evaluate the δC^2 for many standard realizations of the standard model, such as those shown in Fig. (10), as well as the holographic model. The comparisons is done for different maps to estimate the sensitivity to Galactic model uncertainties.

Fig. (11) shows cumulative probability, the fraction of standard realizations with δC^2 smaller than the value shown on the horizontal axis. For this comparison, all maps and models are low-pass filtered at $\ell \leq 7$. Two curves are shown: one for a comparison with a sky average of the three *Planck* maps, and another with a sky average that also includes *WMAP*. The figure also shows δC^2 evaluated for the holographic model normalized in two ways to each of these maps, fitted to C_ℓ or $C(\Theta)$. Note that the holographic model does not include late-time scattering, a simplification that reduces $C(\Theta)$ at small separation ($\Theta \lesssim 5^\circ$), so this comparison is biased in favor of the standard model.

In our simulated ensemble, *fewer than 70 out of 10^6 standard realizations fit the data as well as the holographic model*. This comparative ranking verifies the visual impression that the standard model almost never produces a correlation as close to the data as the holographic model. We have found that this conclusion is not sensitive to the exact choice of normalization, the choice of CMB map, or the lower bound of angles used for the comparison. If the holographic model is correct, the relative likelihood of the standard model should decrease further with less contaminated maps that more closely approximate the true primordial pattern.

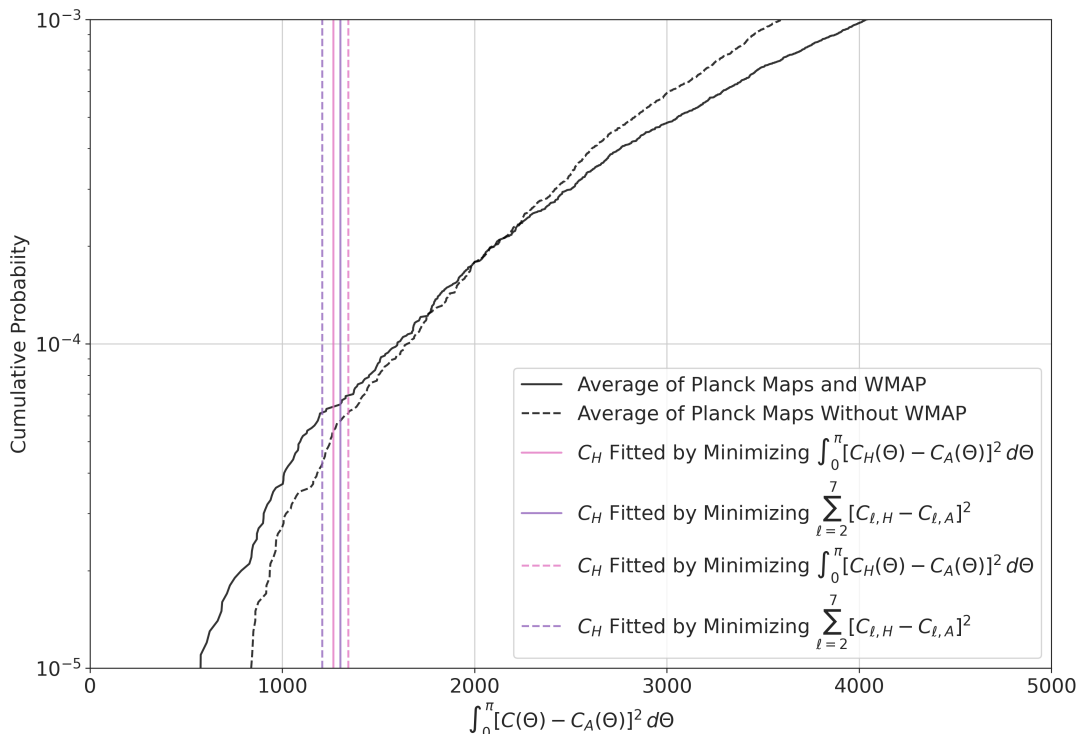


FIG. 11. Comparison of cumulative probabilities for the summed residual variance δC^2 , Eq. (36), from the measured correlation function of average CMB maps, C_A . The black solid and dashed curves show the fraction of standard-model realizations for which δC^2 is less than the value on the horizontal axis. By this ranking, fewer than 70 out of 10^6 standard realizations come as close to the sky as the correlation function C_H of the holographic model, whose residual δC^2 is shown by the vertical lines for several normalizations. This conclusion is not sensitive to model normalization or the choice of map.

VI. CONCLUSIONS

We have presented a geometry-based noise model based on classical projections of standard causal relationships during slow-roll inflation, with displacements based on frozen-in geometrical memory on standard inflationary horizons. The model avoids well known inconsistencies introduced by renormalized gravity in QFT from entanglement with acausally prepared long wavelength states. It describes realizations of primordial noise whose causal coherence agrees with the causal structure of standard inflationary geometry.

Improving upon our earlier phenomenological model[9], the model developed here provides a quantitative (if still approximate) example of how geometrical causal constraints and directional symmetries determine a correlation function $C(\Theta)$, including an intrinsic dipole amplitude. On large scales it can be directly compared with dipole-subtracted data with no additional assumptions or parameters, apart from an overall normalization. It has an exact symmetry that can be traced to standard causal relationships of intersecting inflationary horizons: correlations of primordial distortions on spherical surfaces at the end of inflation are predicted to vanish over a range of angular separation from $\pi/4$ to $3\pi/4$.

Within the estimated uncertainties, we find that the

holographic model agrees in detail with the observed CMB correlation function on large angular scales. In particular it produces large-angle null symmetry and parity violation that seldom occur in the standard model. The predictive power of the model contrasts with the standard model, where any particular outcome can in principle occur by chance, but very few realizations come as close as the holographic model does to the real CMB sky, even allowing for current uncertainties about Galaxy models. In our interpretation, the anomalously small correlation of the CMB at large angular separation signifies a fundamental symmetry of primordial perturbations.

Causal coherence can reconcile classical locality with space-time relationships that emerge from a delocalized quantum system. “Spooky” symmetries arise because a quantum system nonlocally entangles future and past events over whole causal diamonds. In a causally coherent cosmology, the quantum system is not reduced to a classical one until the end of inflation, even for long wavelength modes. The freezing or collapse of coherent causal-diamond quantum states happens causally: even now, as we watch the sky, the quantum state of our causal diamond at the end of inflation is collapsing on its boundary to a definite, post-inflation classical causal relationship with our world-line, which causally entangles the observed values of temperature everywhere on

the sky. Beyond that causal diamond surface, the exact causal structure of the “background” is still an indeterminate quantum system. Such indeterminacy follows directly from the causal coherence imposed to solve the IR inconsistency of quantum field theory.

A consistent holographic cosmology thus implies much more than just a correction to the standard angular spectrum on large angular scales at the end of inflation: causally-coherent quantum gravity and emergent locality shape geometrical fluctuations throughout inflation, and lead to radical revision of much standard lore about quantum cosmological initial conditions and primordial symmetries. For example, in the absence of a definite infinite background on the largest scales, even the standard classical decomposition of linear perturbations into scalar, vector and tensor components is not well defined; even in the post-inflation classical regime, the perturbative interpretation of a measured geometrical relationship depends on the time and location of the measurement. At the same time, perturbations on scales much smaller than the horizon have the same broad-band, direction-averaged 3D power spectrum as the standard model of slow-roll inflation, so the successful match to small scale anisotropy, and comparisons with late time cosmic structure, are not substantially changed from the standard model.

A notable departure from the standard picture on all scales is significant parity violation, manifested in the CMB as antipodal anticorrelation $C(\Theta \rightarrow \pi) < 0$ in the correlation function, and a bias to odd harmonics in the angular power spectrum. In a holographic model, parity violation in linear perturbations is predicted to be significant, universal and ubiquitous, and should be measurable today as significant parity violation in linear density perturbations on sub-horizon scales[12]. In principle, it is large enough to account for recent measurements of parity-asymmetric 4-point correlations in the large-scale linear galaxy distribution[56, 57].

The geometrical model advanced here is intended as an approximation that illustrates generic effects of causal coherence. All of the relationships used in the model are causal, but not all of the detailed choices made in its construction have a rigorous justification, and some of them are clearly first approximations. Even so, because of the generic causal constraints used to build the model, we conjecture that its correlations share new and distinctive properties with holographic perturbations that would actually be produced by emergent quantum gravity. General effects of causal coherence not present in the standard picture include universality and symmetry

of $C(\Theta)$ at large angles exemplified by causal shadowing, an axially symmetric directional displacement kernel associated with each direction, and a realization of universal parity violation. The existence of a geometrical causal model that accounts for large-angle CMB correlations is an indication that spacetime emerges from a causally and directionally coherent quantum system.

Even with a universal primordial angular spectrum of causal distortion on horizons, more precise holographic predictions for the CMB power spectrum, especially at $\ell \gtrsim 7$ and/or including polarization, will require modeling of late-time physical effects beyond the SW approximation. Causal coherence should lead to new predictions for higher order angular correlations on large angular scales, and may offer new ways to account for other apparently significant anomalies from standard predictions[58–61] not studied here.

Similar large-angle correlations should affect measurements of any coherent pattern of quantum geometrical distortions introduced on macroscopic causal boundaries. The approach adopted here, based on coherent spherical virtual null shock displacements, can be adapted to model and search for the effects of causally-coherent noise in laboratory systems, including interferometer experiments under development. An important theoretical property of both our phenomenological cosmological holographic model and the EPR system is that coherent displacements are not scalars, but are directional and relational, in the sense that they refer to displacements on the boundaries of causal diamonds relative to their centers. Directional coherence affects how temporal statistics of holographic noise in an interferometer depend on the spatial arrangement of its arms[49].

The prediction of a falsifiable exact fundamental angular symmetry for large-angle primordial structure adds motivation to the quest for precise maps of the true, uncontaminated primordial pattern on the largest angular scales. A satellite telescope[62] with broad frequency coverage and angular resolution of a few degrees would help development of accurate models for the Galaxy and hence sharper probes of primordial relic symmetries.

ACKNOWLEDGMENTS

Useful comments and discussions were contributed by O. Kwon. We are grateful for support from an anonymous donor.

-
- [1] R. K. Sachs and A. M. Wolfe, “Perturbations of a Cosmological Model and Angular Variations of the Microwave Background,” *Astrophys. J.* **147**, 73 (1967).
 [2] E. L. Wright, S. S. Meyer, C. L. Bennett, N. W. Boggess,

- E. S. Cheng, M. G. Hauser, A. Kogut, C. Lineweaver, J. C. Mather, G. F. Smoot, R. Weiss, S. Gulkis, G. Hinshaw, M. Janssen, T. Kelsall, P. M. Lubin, Jr. Moseley, S. H., T. L. Murdock, R. A. Shafer, R. F. Silverberg,

- and D. T. Wilkinson, “Interpretation of the Cosmic Microwave Background Radiation Anisotropy Detected by the COBE Differential Microwave Radiometer,” *Astrophys. J.* **396**, L13 (1992).
- [3] C. L. Bennett, A. Kogut, G. Hinshaw, A. J. Banday, E. L. Wright, K. M. Gorski, D. T. Wilkinson, R. Weiss, G. F. Smoot, S. S. Meyer, J. C. Mather, P. Lubin, K. Loewenstein, C. Lineweaver, P. Keegstra, E. Kaita, P. D. Jackson, and E. S. Cheng, “Cosmic Temperature Fluctuations from Two Years of COBE Differential Microwave Radiometers Observations,” *Astrophys. J.* **436**, 423 (1994), arXiv:astro-ph/9401012 [astro-ph].
- [4] G. Hinshaw, A. J. Banday, C. L. Bennett, K. M. Górski, A. Kogut, C. H. Lineweaver, G. F. Smoot, and E. L. Wright, “Two-Point Correlations in the *COBE DMR* Four-Year Anisotropy Maps,” *The Astrophysical Journal* **464**, L25–L28 (1996).
- [5] C. L. Bennett, R. S. Hill, G. Hinshaw, D. Larson, K. M. Smith, J. Dunkley, B. Gold, M. Halpern, N. Jarosik, A. Kogut, E. Komatsu, M. Limon, S. S. Meyer, M. R. Nolte, N. Odegard, L. Page, D. N. Spergel, G. S. Tucker, J. L. Weiland, E. Wollack, and E. L. Wright, “Seven-year Wilkinson Microwave Anisotropy Probe (WMAP) Observations: Are There Cosmic Microwave Background Anomalies?” *The Astrophysical Journal Supplement Series* **192**, 17 (2011).
- [6] Planck Collaboration, “Planck 2015 results. XVI. Isotropy and statistics of the CMB,” *Astron. Astrophys.* **594**, A16 (2016), arXiv:1506.07135 [astro-ph.CO].
- [7] Planck Collaboration, “Planck 2018 results. VII. Isotropy and Statistics of the CMB,” *Astron. Astrophys.* **641**, A7 (2020), arXiv:1906.02552 [astro-ph.CO].
- [8] Ray Hagimoto, Craig Hogan, Collin Lewin, and Stephan S. Meyer, “Symmetries of CMB temperature correlation at large angular separations,” *The Astrophysical Journal* **888**, L29 (2020).
- [9] Craig Hogan and Stephan S Meyer, “Angular correlations of causally-coherent primordial quantum perturbations,” *Classical and Quantum Gravity* **39**, 055004 (2022), arXiv:2109.11092 [gr-qc].
- [10] Angelica de Oliveira-Costa, Max Tegmark, Matias Zaldarriaga, and Andrew Hamilton, “The Significance of the largest scale CMB fluctuations in WMAP,” *Phys. Rev.* **D69**, 063516 (2004), arXiv:astro-ph/0307282 [astro-ph].
- [11] Dominik J. Schwarz, Craig J. Copi, Dragan Huterer, and Glenn D. Starkman, “CMB Anomalies after Planck,” *Class. Quant. Grav.* **33**, 184001 (2016).
- [12] Craig Hogan, “Nonlocal entanglement and directional correlations of primordial perturbations on the inflationary horizon,” *Phys. Rev. D* **99**, 063531 (2019).
- [13] Craig Hogan, “Pattern of perturbations from a coherent quantum inflationary horizon,” *Classical and Quantum Gravity* **37**, 095005 (2020).
- [14] Daniel Baumann, “Inflation,” in *Physics of the large and the small, TASI 09* (2011) pp. 523–686, arXiv:0907.5424 [hep-th].
- [15] Stefan Hollands and Robert M. Wald, “Essay: Quantum field theory is not merely quantum mechanics applied to low energy effective degrees of freedom,” *General Relativity and Gravitation* **36**, 2595–2603 (2004).
- [16] P C E Stamp, “Rationale for a correlated worldline theory of quantum gravity,” *New Journal of Physics* **17**, 065017 (2015).
- [17] A. G. Cohen, D. B. Kaplan, and A. E. Nelson, “Effective field theory, black holes, and the cosmological constant,” *Phys. Rev. Lett.* **82**, 4971 (1999).
- [18] Tom Banks and Patrick Draper, “Remarks on the Cohen-Kaplan-Nelson bound,” *Phys. Rev. D* **101**, 126010 (2020).
- [19] T. Jacobson, “Thermodynamics of Spacetime: The Einstein Equation of State,” *Phys. Rev. Lett.* **75**, 1260 (1995).
- [20] Ted Jacobson, “Entanglement Equilibrium and the Einstein Equation,” *Phys. Rev. Lett.* **116**, 201101 (2016).
- [21] Shinsei Ryu and Tadashi Takayanagi, “Holographic Derivation of Entanglement Entropy from AdS/CFT,” *Phys. Rev. Lett.* **96**, 181602 (2006), arXiv:hep-th/0603001 [hep-th].
- [22] Erik Verlinde and Kathryn M. Zurek, “Spacetime Fluctuations in AdS/CFT,” arXiv:1911.02018 (2019), arXiv:1911.02018 [hep-th].
- [23] Gerard ’t Hooft, “The Quantum Black Hole as a Hydrogen Atom: Microstates Without Strings Attached,” (2016), arXiv:1605.05119 [gr-qc].
- [24] Gerard ’t Hooft, “Black hole unitarity and antipodal entanglement,” *Found. Phys.* **46**, 1185–1198 (2016), arXiv:1601.03447 [gr-qc].
- [25] Gerard ’t Hooft, “Virtual black holes and space–time structure,” *Foundations of Physics* **48**, 1134–1149 (2018).
- [26] Steven B. Giddings, “Quantum-first gravity,” *Found. Phys.* **49**, 177–190 (2019), arXiv:1803.04973 [hep-th].
- [27] Steven B. Giddings, “Black holes in the quantum universe,” *Phil. Trans. Roy. Soc. Lond.* **A377**, 20190029 (2019), arXiv:1905.08807 [hep-th].
- [28] Sasha Haco, Stephen W. Hawking, Malcolm J. Perry, and Andrew Strominger, “Black Hole Entropy and Soft Hair,” *JHEP* **12**, 098 (2018), arXiv:1810.01847 [hep-th].
- [29] Ahmed Almheiri, Thomas Hartman, Juan Maldacena, Edgar Shaghoulian, and Amirhossein Tajdini, “The entropy of Hawking radiation,” (2020), arXiv:2006.06872 [hep-th].
- [30] Tom Banks and Willy Fischler, “Holographic Theories of Inflation and Fluctuations,” (2011), arXiv:1111.4948 [hep-th].
- [31] Tom Banks and Willy Fischler, “Holographic Inflation Revised,” in *The Philosophy of Cosmology*, edited by Simon Saunders, Joseph Silk, John D. Barrow, and Khalil Chamcham (2017) pp. 241–262, arXiv:1501.01686 [hep-th].
- [32] Tom Banks and Willy Fischler, “Cosmological Implications of the Bekenstein Bound,” (2018), arXiv:1810.01671 [hep-th].
- [33] Erik P. Verlinde and Kathryn M. Zurek, “Observational Signatures of Quantum Gravity in Interferometers,” (2019), arXiv:1902.08207 [gr-qc].
- [34] Thomas Banks and Kathryn M. Zurek, “Conformal Description of Near-Horizon Vacuum States,” (2021), arXiv:2108.04806 [hep-th].
- [35] Thomas Banks and Kathryn M. Zurek, “Conformal Description of Near-Horizon Vacuum States,” (2021), arXiv:2108.04806 [hep-th].
- [36] A. Chou, H. Glass, H. R. Gustafson, C. J. Hogan, B. L. Kamai, O. Kwon, R. Lanza, L. McCuller, S. S. Meyer, J. Richardson, C. Stoughton, R. Tomlin, and R. Weiss (Holometer Collaboration), “Interferometric Constraints on Quantum Geometrical Shear Noise Correlations,” *Class. Quant. Grav.* **34**, 165005 (2017).

- [37] Jonathan W. Richardson, Ohkyung Kwon, H. Richard Gustafson, Craig Hogan, Brittany L. Kamai, Lee P. McCuller, Stephan S. Meyer, Chris Stoughton, Raymond E. Tomlin, and Rainer Weiss, “Interferometric Constraints on Spacelike Coherent Rotational Fluctuations,” *Phys. Rev. Lett.* **126**, 241301 (2021), arXiv:2012.06939 [gr-qc].
- [38] Kris Mackewicz and Craig Hogan, “Gravity of two photon decay and its quantum coherence,” *Classical and Quantum Gravity* **39**, 075015 (2022).
- [39] P. C. Aichelburg and R. U. Sexl, “On the gravitational field of a massless particle,” *General Relativity and Gravitation* **2**, 303–312 (1971).
- [40] Tevian Dray and Gerard 't Hooft, “The gravitational shock wave of a massless particle,” *Nuclear Physics B* **253**, 173 – 188 (1985).
- [41] A. Tolish and R. M. Wald, “Retarded fields of null particles and the memory effect,” *Physical Review D* **89** (2014), arXiv:1401.5831 [gr-qc].
- [42] G. Satishchandran and R. M. Wald, “The asymptotic behavior of massless fields and the memory effect,” *Physical Review D* **99** (2019), arXiv:1901.05942 [gr-qc].
- [43] Gerard 't Hooft, “Discreteness of Black Hole Microstates,” (2018), arXiv:1809.05367 [gr-qc].
- [44] Shuwei Liu and Beni Yoshida, “Soft thermodynamics of gravitational shock wave,” *Physical Review D* **105** (2022), 10.1103/physrevd.105.026003.
- [45] Erik Verlinde and Kathryn M. Zurek, “Modular Fluctuations from Shockwave Geometries,” (2022), arXiv:2208.01059 [hep-th].
- [46] C. J. Hogan, “Interferometers as Probes of Planckian Quantum Geometry,” *Phys. Rev.* **D85**, 064007 (2012).
- [47] C. J. Hogan, O. Kwon, and J. Richardson, “Statistical Model of Exotic Rotational Correlations in Emergent Space-Time,” *Class. Quantum Grav.* **34**, 135006 (2017).
- [48] Erik P. Verlinde and Kathryn M. Zurek, “Observational signatures of quantum gravity in interferometers,” *Physics Letters B* **822**, 136663 (2021).
- [49] Ohkyung Kwon, “Observational Probes of Holography with Quantum Coherence on Causal Horizons,” (2022), arXiv:2204.12080 [gr-qc].
- [50] Dongjun Li, Vincent S. H. Lee, Yanbei Chen, and Kathryn M. Zurek, “Interferometer Response to Geotropic Fluctuations,” (2022), arXiv:2209.07543 [gr-qc].
- [51] Lee McCuller, “Single-Photon Signal Sideband Detection for High-Power Michelson Interferometers,” (2022), arXiv:2211.04016 [physics.ins-det].
- [52] Planck Collaboration, “Planck 2018 results - VI. Cosmological parameters,” *A&A* **641**, A6 (2020).
- [53] Planck Collaboration, “Planck 2018 results - IV. Diffuse component separation,” *Astron. Astrophys.* **641**, A4 (2020), arXiv:1807.06208.
- [54] C. L. Bennett, D. Larson, J. L. Weiland, N. Jarosik, G. Hinshaw, N. Odegard, K. M. Smith, R. S. Hill, B. Gold, M. Halpern, E. Komatsu, M. R. Nolta, L. Page, D. N. Spergel, E. Wollack, J. Dunkley, A. Kogut, M. Limon, S. S. Meyer, G. S. Tucker, and E. L. Wright, “Nine-year Wilkinson Microwave Anisotropy Probe (WMAP) Observations: Final Maps and Results,” *The Astrophysical Journal Supplement Series* **208**, 20 (2013), arXiv:1212.5225 [astro-ph.CO].
- [55] Robert N. Cahn, Zachary Slepian, and Jiamin Hou, “A Test for Cosmological Parity Violation Using the 3D Distribution of Galaxies,” (2021), arXiv:2110.12004 [astro-ph.CO].
- [56] Jiamin Hou, Zachary Slepian, and Robert N. Cahn, “Measurement of Parity-Odd Modes in the Large-Scale 4-Point Correlation Function of SDSS BOSS DR12 CMASS and LOWZ Galaxies,” (2022), arXiv:2206.03625 [astro-ph.CO].
- [57] Oliver H. E. Philcox, “Probing parity violation with the four-point correlation function of BOSS galaxies,” *Phys. Rev. D* **106**, 063501 (2022), arXiv:2206.04227 [astro-ph.CO].
- [58] Pavan K. Aluri, John P. Ralston, and Amanda Weltman, “Alignments of parity even/odd-only multipoles in CMB,” *MNRAS* **472**, 2410–2421 (2017), arXiv:1703.07070 [astro-ph.CO].
- [59] Craig J. Copi, Dragan Huterer, Dominik J. Schwarz, and Glenn D. Starkman, “Large-scale alignments from WMAP and Planck,” *MNRAS* **449**, 3458–3470 (2015), arXiv:1311.4562 [astro-ph.CO].
- [60] Nathaniel Selub, Frederick Wehlen, Craig Hogan, and Stephan S Meyer, “Anomalies of cosmic anisotropy from holographic universality of great-circle variance,” *Classical and Quantum Gravity* **39**, 075016 (2022).
- [61] Leandros Perivolaropoulos and Foteini Skara, “Challenges for Λ CDM: An update,” *New Astron. Rev.* **95**, 101659 (2022), arXiv:2105.05208 [astro-ph.CO].
- [62] A Kogut, D.J Fixsen, D.T Chuss, J Dotson, E Dwek, M Halpern, G.F Hinshaw, S.M Meyer, S.H Moseley, M.D Seiffert, D.N Spergel, and E.J Wollack, “The primordial inflation explorer (PIXIE): a nulling polarimeter for cosmic microwave background observations,” *Journal of Cosmology and Astroparticle Physics* **2011**, 025–025 (2011).