

Theory of resonantly enhanced photo-induced superconductivity

Christian J. Eckhardt,^{1,2} Sambuddha Chattopadhyay,³ Dante M. Kennes,^{2,1}
Eugene A. Demler,⁴ Michael A. Sentef,^{5,6,1} and Marios H. Michael¹

¹*Max Planck Institute for the Structure and Dynamics of Matter, Center for Free-Electron Laser Science (CFEL), Luruper Chaussee 149, 22761 Hamburg, Germany*

²*Institut für Theorie der Statistischen Physik, RWTH Aachen University and JARA-Fundamentals of Future Information Technology, 52056 Aachen, Germany*

³*Lyman Laboratory, Department of Physics, Harvard University, Cambridge, MA 02138, USA*

⁴*Institute for Theoretical Physics, ETH Zürich, 8093 Zürich, Switzerland*

⁵*Institute for Theoretical Physics and Bremen Center for Computational Materials Science, University of Bremen, 28359 Bremen, Germany*

⁶*H H Wills Physics Laboratory, University of Bristol, Bristol BS8 1TL, United Kingdom*

(Dated: July 28, 2023)

Optical driving of materials has emerged as a versatile tool to control their properties, with photo-induced superconductivity being among the most fascinating examples. In this work, we show that light or lattice vibrations coupled to an electronic interband transition naturally give rise to electron-electron attraction that may be enhanced when the underlying boson is driven into a non-thermal state. We find this phenomenon to be resonantly amplified when tuning the boson's frequency close to the energy difference between the two electronic bands. This result offers a simple microscopic mechanism for photo-induced superconductivity and provides a recipe for designing new platforms in which light-induced superconductivity can be realized. We propose a concrete setup consisting of a graphene-hBN-SrTiO₃ heterostructure, for which we estimate a superconducting T_c that may be achieved upon driving the system.

INTRODUCTION

Engineering novel properties or realizing new phases of matter by irradiating materials with light is one of the most tantalizing prospects of modern condensed matter physics.^{1–3} Laser light has been shown to be a versatile tool in a variety of systems, capable of photo-inducing ferroelectricity^{4,5}, switching between charge density wave states^{6–8} and even optically-stabilizing ferromagnetism.⁹ Arguably, one of the most exciting prospects is to use light to engineer high-temperature superconductivity. Experimentally, evidence for creating superconducting-like states in K₃C₆₀^{10–12} and certain organic compounds¹³ through laser driving in the THz range have made this prospect all the more tangible.

A considerable amount of theoretical effort has been directed at understanding photo-driven states, with a variety of proposals attempting to explain the phenomenology of photo-induced superconductivity.^{14–33} However, a simple microscopic and experimentally realistic mechanism that predicts photo-controlled superconductivity, able to direct future experimental explorations, remains elusive. In this paper, we explore such a mechanism based on a driven boson (e.g. a phonon, photon or surface plasmon) locally coupled to an inter-band electronic transition as shown in Figure 1. We demonstrate that these ingredients lead to a boson-mediated electron attraction that not only increases during pumping but also is resonantly amplified when the boson frequency is close to the inter-band transition energy.

The importance of a local interband-phonon coupling has been discussed before in the context of equilibrium

superconductivity in doped SrTiO₃.^{34–37} In this paper, however, we highlight the non-equilibrium properties of this model, which can potentially elucidate the microscopic mechanism behind photo-induced superconductivity. Furthermore, this model offers a simple, microscopic prescription for finding new nonthermal pathways to superconductivity.

In the following, we present a generic model of a boson coupled to the interband transition of two electronic bands and investigate its properties, focusing on driven superconductivity. We demonstrate that driving bosons enhances electron-electron attraction, particularly when the boson frequency matches the electronic band gap, resulting in a resonant enhancement. To support this claim we employ both perturbative methods and exact diagonalization for a two-site model, confirming the significant enhancement of electron-electron attraction on resonance. We then explore the consequences of this mechanism on superconductivity in extended systems by deriving the gap equation for our mechanism using many-body field theory. Consistent with the two site model results, we find that the resonance is absent in equilibrium, but the boson-mediated electron-electron attraction can be resonantly enhanced when the bosons are driven into a nonthermal state.

Finally we discuss a concrete system where our model can be tested experimentally with currently available techniques. We consider two-dimensional materials coupled to surface phonon-polariton modes of a substrate. As a practically realizable example, we explore a heterostructure consisting of graphene aligned with hexagonal boron nitride (hBN)^{38–41} on top of the surface of

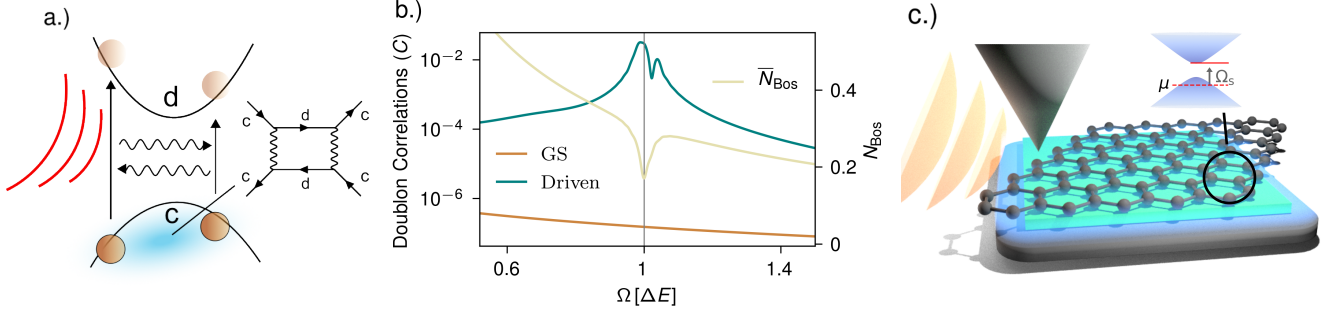


FIG. 1. **a.)** A boson coupling to an electronic inter-band transition can induce an effective electron-electron attraction stemming from virtual processes that involve the exchange of two bosons. Away from the ground state, when real bosons populate the mode, this attraction may be resonantly enhanced when tuning the boson frequency close to the transition energy. **b.)** Exact diagonalisation results for the proposed mechanism on two sites. Local doublon correlation C (Eq. (8)) in the two-site model given by Eq. (3) as a function of bosonic frequency Ω in units of the level separation ΔE . The value in the ground state (orange line, left axis) shows no resonant behaviour, but for coherently driven bosons (blue line, left axis) the time-averaged doublon correlations show a sharp increase when $\Omega \approx \Delta$. The time-averaged boson number \bar{N}_{bos} (yellow line, right axis) is also shown. The level coupling and the hopping have been set to $g = t = 0.01\Delta E$. **c.)** Illustration of the hetero structure we propose. Graphene (black) aligned with hBN (green) is placed on top of bulk SrTiO₃ (black bottom layer). Surface phonon polaritons (light blue shade) on the surface of SrTiO₃ couple the two graphene bands that develop a gap due to the alignment with hBN. The chemical potential μ is set such that the polariton frequency is red detuned but close to resonance. The surface polaritons can be driven by irradiating a tip (orange waves onto tip) and utilizing its near field.

SrTiO₃. Graphene aligned with hBN hosts two electronic bands with a small gap,⁴² while the SrTiO₃ surface provides surface phonon polaritons at a similar frequency as the gap.^{43,44} We estimate that photo-induced pairing in graphene could be found up to a critical temperature of around 15K.

RESULTS

Model for photo-induced superconductivity – The generic model we propose for resonantly enhanced photo-induced superconductivity, has as basic ingredients two dispersive electronic bands:

$$H_0 = \sum_{\vec{k}, \sigma} \left(\varepsilon_c(\vec{k}) c_{\vec{k}, \sigma}^\dagger c_{\vec{k}, \sigma} + \varepsilon_d(k) d_{\vec{k}, \sigma}^\dagger d_{\vec{k}, \sigma} \right), \quad (1)$$

where $c_{\vec{k}, \sigma}^\dagger$ creates an electron with momentum \vec{k} and spin σ in the semi-filled conduction band with dispersion $\varepsilon_c(k)$, while $d_{\vec{k}, \sigma}^\dagger$ creates an electron with momentum \vec{k} and spin σ in a higher lying conduction band with dispersion $\varepsilon_d(k) > \varepsilon_c(k)$. Photo-induced superconductivity manifests when a boson is coupled to the interband transition via the Hamiltonian:

$$H = H_0 + H_{\text{int}} + \sum_q \Omega(q) b_q^\dagger b_q, \quad (2)$$

$$H_{\text{int}} = \sum_{q, k, \sigma} g(q) X_q \left(c_{k+q, \sigma}^\dagger d_{k, \sigma} + h.c. \right),$$

where b_q annihilates; b_q^\dagger creates a boson with momentum q and frequency $\Omega(q)$ while $g(q)$ parametrizes the cou-

pling strength to the electrons, and $X_q = b_{-q}^\dagger + b_q$ is proportional to the coordinate of the oscillator.

Local approximation – To gain intuition for the microscopic mechanism that we propose, we first interrogate a local model consisting of lattice electrons where each site has two orbitals that are coupled locally via a boson.

$$H^{\text{loc}} = H_0 + H_{\text{int}}$$

$$H_0 = \sum_{\sigma, j} \frac{\Delta E}{2} (n_{j, \sigma}^d - n_{j, \sigma}^c) + \Omega b_j^\dagger b_j \quad (3)$$

$$H_{\text{int}} = g \sum_{j, \sigma} X_j \left(d_{j, \sigma}^\dagger c_{j, \sigma} + c_{j, \sigma}^\dagger d_{j, \sigma} \right).$$

Here $c_{j, \sigma}$ and $c_{j, \sigma}^\dagger$ are annihilation and creation operators of electrons in the lower level with spin σ at site j while $d_{j, \sigma}$ and $d_{j, \sigma}^\dagger$ are annihilation and creation operators of electrons in the upper level that is separated from the lower one by the energy gap ΔE . The local density operators for the two bands are defined as $n_{j, \sigma}^c = c_{j, \sigma}^\dagger c_{j, \sigma}$ and $n_{j, \sigma}^d = d_{j, \sigma}^\dagger d_{j, \sigma}$. b_j^\dagger and b_j are bosonic creators and annihilators of the bosonic mode at site j that has eigenfrequency Ω and couples the two electronic levels with coupling strength g through the operator $X_j = b_j^\dagger + b_j$. At this point we do not consider tunneling between the two sites.

Ground state attraction in the local model – We focus on the most simple two-site version, $j \in \{1, 2\}$, of the model in equation (3) and consider a half filled lower level with two electrons in the system overall. At vanishing coupling $g = 0$ the ground state of the system with no bosons is degenerate between two unpaired elec-

trons on different sites and a singlet on the same site ($E_{\uparrow,\downarrow}^{\text{GS}} = E_{\uparrow,-}^{\text{GS}}$). Upon turning on the coupling $g > 0$ this degeneracy is lifted: The state with a doubly occupied site obtains a slightly lower energy than two singly occupied sites which, to leading order in g reads

$$E_{\uparrow,\downarrow,-}^{\text{GS}} - E_{\uparrow,\downarrow}^{\text{GS}} = -2g^4 \frac{\Omega + 2\Delta E}{(\Delta E)\Omega(\Delta E + \Omega)^2}. \quad (4)$$

We interpret this energy as an attractive interaction between the two electrons. Such an interaction has previously been noted in Ref. 34.

Attraction out of equilibrium – To account perturbatively for the out of equilibrium behaviour of the model, we perform a Schrieffer-Wolf transformation of the Hamiltonian in Eq. (3) for an arbitrary number of lattice sites to eliminate the coupling to leading order in g . As shown in the Methods section we find

$$\begin{aligned} H^{\text{SW}} &= H_0 \\ &- g^2 \frac{\Delta E}{(\Delta E)^2 - \Omega^2} \sum_{j,\sigma} X_j^2 (n_{j,\sigma}^d - n_{j,\sigma}^c) \\ &- g^2 \frac{\Omega}{(\Delta E)^2 - \Omega^2} \left(\sum_{j,\sigma} d_{j,\sigma}^\dagger c_{j,\sigma} + c_{j,\sigma}^\dagger d_{j,\sigma} \right)^2. \end{aligned} \quad (5)$$

The occurring denominators $(\Delta E^2 - \Omega^2)^{-1}$ in the prefactors indicate resonant behaviour when $\Delta E \approx \Omega$. We note that the resonance between the last two terms exactly cancels in the ground state, which can be seen by normal ordering the operators. We further analyze the second term Eq. (5) which constitutes an electronic density coupled to the squared boson displacement.²⁵ In Ref. 14 such an interaction was considered on symmetry grounds and it was shown that it gives rise to a boson-number dependent attraction:

$$H_{\text{att}} = -4g^4 \frac{\Delta E^2}{\Omega((\Delta E)^2 - \Omega^2)^2} \sum_j \left(b_j^\dagger b_j c_{j,\uparrow}^\dagger c_{j,\downarrow}^\dagger c_{j,\downarrow} c_{j,\uparrow} \right). \quad (6)$$

This result indicates that driving the bosons out of equilibrium will enhance this attraction transiently and overcome the GS cancellation leading to a resonantly enhanced interaction. However, at the resonance, $\Delta E \approx \Omega$, perturbation theory breaks down and we instead turn to exact numerical methods to investigate the resonance.

To explore the induced attraction away from the ground state, we perform exact diagonalisation calculations on the two-site model of Eq. (3) including a small hopping term parametrized by the hopping amplitude t

$$H = H^{\text{loc}} - t \sum_{j,\sigma} \left(c_{j+1,\sigma}^\dagger c_{j,\sigma} + d_{j+1,\sigma}^\dagger d_{j,\sigma} \right) + \text{h.c.} \quad (7)$$

First we compute the lower level doublon correlations in the ground state,

$$C = \sum_j \langle n_{j,\uparrow}^c n_{j,\downarrow}^c \rangle - \langle n_{j,\uparrow}^c \rangle \langle n_{j,\downarrow}^c \rangle, \quad (8)$$

as an indicator of an induced electron-electron interaction. The result is shown in Fig. 1(b). Consistent with our perturbative analysis in equation (4), in the ground state, we find positive correlations indicating an effective attraction that increases towards lower frequencies but show no specific features at $\Delta E \approx \Omega$.

To analyse the out of equilibrium case, we coherently drive the bosons by adding a time-dependent term to the Hamiltonian according to

$$H(t) = H + F(t) \sin(\omega_D t) \sum_j \left(b_j^\dagger + b_j \right). \quad (9)$$

Here $F(t)$ is a Gaussian envelope and ω_D the driving frequency that we always set resonant with the eigenfrequency of the bosons $\Omega = \omega_D$. We compute the time-averaged density correlations Eq. (8) as well as the time-averaged boson number $\int_{t_0}^{t_1} dt \langle b_j^\dagger b_j \rangle(t) = \bar{N}_{\text{bos}}$, where t_0 is a time shortly after the driving pulse and t_1 a later time after many driving periods. Details on how we perform the time evolution can be found in the methods section. We find an overall amplification of the electron-electron attraction compared to the equilibrium result. Moreover, while in equilibrium no enhancement of the interaction close to resonance $\Omega \approx \Delta E$ was found, such an enhancement can indeed be accessed out of equilibrium as can be seen in Fig. 1(b). This matches the intuition based on Eq. (6). The resonance is also evident in the time-averaged number of bosons, which has a dip indicating that electrons are being excited into the upper level by absorbing bosons which would be detrimental to pairing. For completeness we note that for the two site model we observe a peak splitting at the resonance. The reason is that a finite hopping and coupling g leads to level splitting potentially enabling more than one resonance. Such features are expected to be smeared out in extended systems or due to dissipation.

Dynamic gap equation. – We show that the resonantly enhanced photo-induced attraction persists in extended systems by using many-body field theory techniques. Starting from the Hamiltonian presented in Eq. (1) and (2), we integrate out the bosons exactly using the path-integral approach yielding a dynamic electron-electron interaction. Then we perform a saddle point approximation to derive BCS type equations for the equilibrium phonon mediated superconductivity, and then discuss how they can be extended to the nonequilibrium case.

Within saddle point approximation, the intra-band pairing fields $\Delta_c = \langle \psi_{k,\uparrow,c} \psi_{k,\downarrow,c} \rangle$ and $\Delta_d = \langle \psi_{k,\uparrow,d} \psi_{k,\downarrow,d} \rangle$ are found self-consistently through two coupled gap equa-

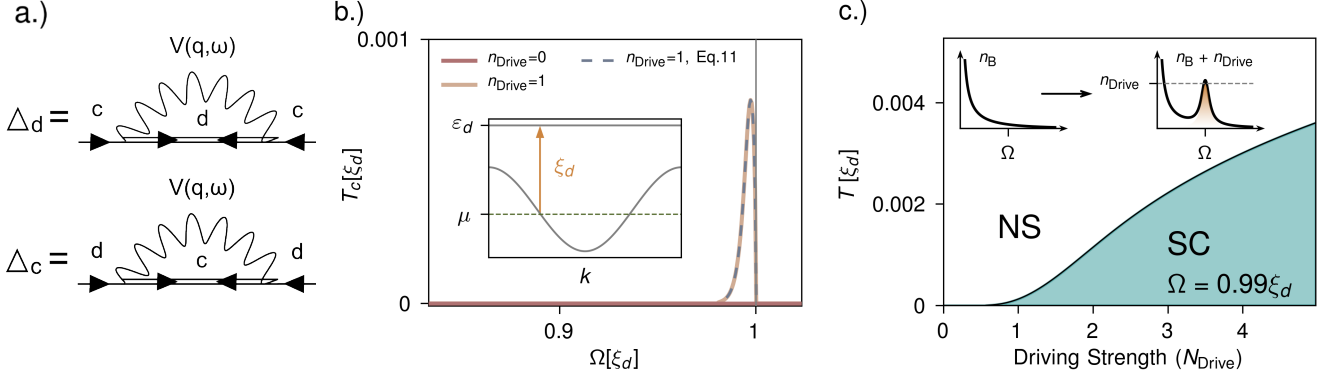


FIG. 2. **a.)** Feynman diagrams for the coupled gap equations Eq. (10) and (11). **b.)** Critical temperature T_c as a function of frequency Ω for the sawtooth chain. The dispersion of the sawtooth chain is shown in the inset with $\xi_d = \epsilon_d - \mu$ indicated. In thermal equilibrium (red line) no significant T_c is found while driving the bosons increasing their occupation by N_{Drive} Eq. (16) yields a resonantly enhanced T_c for $\Omega \lesssim \xi_d$ where both the full expression Eq. (26) (yellow line) and the approximate expression Eq. (12) (blue dashed line) agree. **c.)** Nonequilibrium phase diagram as function of temperature T and driving strength n_{Drive} (Eq. (16)) in units of ξ_d . At a critical driving strength the system changes from the normal state (NS) to a superconducting state (SC). The inset illustrates the non-thermal boson distribution we assume according to Eq. (16). The coupling g has been set to $g = 0.2\xi_d$ throughout while the chemical potential μ is set such that $\xi_d = 3t$, where t is the nearest neighbour hopping.

tions shown diagrammatically in Fig. 2(a):

$$\Delta_c(k, \omega) = \frac{1}{N\beta} \sum_{\vec{k}', \omega'} \frac{g(k-k')g(k'-k)\Omega(k-k')}{(\omega - \omega')^2 + \Omega(k-k')^2} \quad (10)$$

$$\frac{\Delta_d(k', \omega')}{2E_c(k')} \left(\frac{1}{i\omega' - E_c(k')} - \frac{1}{i\omega' + E_c(k')} \right),$$

$$\Delta_d(k, \omega) = \frac{1}{N\beta} \sum_{\vec{k}', \omega'} \frac{g(k-k')g(k'-k)\Omega(k-k')}{(\omega - \omega')^2 + \Omega(k-k')^2} \quad (11)$$

$$\frac{\Delta_c(k', \omega')}{2E_d(k')} \left(\frac{1}{i\omega' - E_d(k')} - \frac{1}{i\omega' + E_d(k')} \right),$$

where we have introduced the Bogoliubov dispersion $E_{c/d}(k) = \sqrt{\xi_{c/d}(k)^2 + \Delta_{d/c}(k)^2}$ and $\xi_{c/d} = \epsilon_{c/d} - \mu$. The dependence of the interaction on the state of the bosons is encoded in the frequency structure of the interaction.

In order to estimate T_c we assume a local coupling $g(q) = g$ and a flat bosonic dispersion $\Omega(q) = \Omega$. We next insert the equation for Δ_d into that of Δ_c arriving at a single self-consistent gap equation for Δ_c . We find that $\Delta_c(\omega)$ exhibits only a weak frequency dependence for $\omega < \Omega$; hence, we disregard this dependence when estimating T_c . This allows us to evaluate all frequency sums analytically and then continue the functions to real frequencies, introducing bosonic and fermionic occupation functions. The details of the calculation and the full gap equation are given in the methods section.

Similar to the standard BCS approach for supercon-

ductivity in a single band, we only keep the most divergent terms contributing to the integrand of the gap equation. We identify two small parameters close to the Fermi surface when $|\xi_c| \ll |\xi_d| \approx \Omega$, namely the detuning between the upper band and the phonon frequency, $\frac{\Delta E(\xi_d)}{\Omega} = \frac{\xi_d - \Omega}{\Omega}$, and the dispersion relation of the lower band, $\frac{|\xi_c|}{\Omega}$, and expand the gap equation to leading and next-to-leading order in these parameters. In this situation T_c can be determined by a gap equation of the form:

$$1 = L_{\text{BCS}}(T_c) + L_{\text{Res}}(T_c), \quad (12)$$

where the first term on the right hand side corresponds to a BCS type term,

$$L_{\text{BCS}}(T_c) = U_{\text{BCS}} \int_{-\Omega}^{\Omega} d\xi_c \nu(\xi_c) \frac{\tanh\left(\frac{\xi_c}{2T_c}\right)}{2|\xi_c|}, \quad (13)$$

where $\nu(\xi)$ the density of states at energy ξ , with an effective electron-electron attraction given by $U_{\text{BCS}} = \frac{g^4}{\Omega^3} \int_0^{2\Omega} d\xi_d \nu(\xi_d) (1 + n_B(\Omega) - n_F(|\xi_d|))$, which matches the attraction found from perturbation theory in the ground state (see equation (4)). Here n_B is the Bose distribution function and n_F is the Fermi distribution function and the integrals have a natural cut-off set by the bosonic frequency Ω , since the approximate expression for the gap equation is only valid within the energy window, $|\xi_c| < \Omega$ and $|\xi_d - \Omega| < \Omega$.

The second term, L_{Res} , is given by:

$$L_{\text{Res}}(T_c) = \frac{g^4}{\Omega^2} \int_{-\Omega}^{\Omega} d\xi_c \int_0^{2\Omega} d\xi_d \nu(\xi_c) \nu(\xi_d) (n_{\text{B}}(\Omega) + n_{\text{F}}(|\xi_d|)) \frac{\Delta E(\xi_d) \tanh\left(\frac{\xi_c}{2T_c}\right) - |\xi_c| \tanh\left(\frac{\Delta E(\xi_d)}{2T_c}\right)}{|\xi_c| \left((\Delta E(\xi_d))^2 - |\xi_c|^2 \right)}. \quad (14)$$

Intriguingly, L_{Res} , has no BCS analogue and diverges even more strongly as $\frac{\Delta E(\xi_d)}{\Omega}$, $\frac{|\xi_c|}{\Omega} \rightarrow 0$. Similar to the BCS term the divergent integrand is cut-off by temperature. The appearance of a more strongly divergent term is a manifestation of the resonance found in our model when the frequency matches the energetic distance from the Fermi level to the upper band. However, at low temperatures $T \ll \Omega$, $|\xi_d|$, pairing from L_{Res} is exponentially suppressed because it is proportional to either the number of phonons or the number of electrons in the upper band through the factor $n_{\text{B}}(\Omega) + n_{\text{F}}(\xi_d)$. This leads to the absence of a resonance effect in equilibrium consistent with the two-site model.

We now conjecture that Eq. (12)-(14) can be used to discuss non-equilibrium systems. This is accomplished by replacing the equilibrium, thermal distribution function $n_{\text{B}}(\Omega)$ by a nonequilibrium distribution function. The main limitation of this procedure is that it does not include enhanced decoherence of electrons in the presence of photoexcited bosons.³⁰ This decoherence provides a mechanism for pairbreaking and may result in a finite lifetime of photoinduced superconductivity.¹⁵ A nonequilibrium boson distribution *activates* L_{Res} and reproduces a resonantly enhanced attraction consistent with our findings in the two-site model.

Model calculation in 1D – We use the sawtooth chain^{45,46} to illustrate the interband phonon mechanism on a concrete example. This one-dimensional model consists of a dispersive lower band and a flat upper band:

$$\begin{aligned} \xi_c(k) &= -\sqrt{2}t(\cos(ka) + 1) - \mu \\ \xi_d(k) &= \sqrt{2}t - \mu. \end{aligned} \quad (15)$$

where a is the lattice constant, t the hopping between sites, and μ the chemical potential. The flat upper band in the sawtooth chain gives rise to a constant detuning, providing an idealised system to identify the resonance present in our model. We explore the possibility of using the nonequilibrium boson distribution as a resource by switching on the resonant contribution in the gap equation Eq. (12) through adjusting the equilibrium boson distribution to a driven one as illustrated in Fig. 2(c):

$$\langle b_q^\dagger b_q \rangle = n_{\text{B}}(\Omega) + n_{\text{Drive}}. \quad (16)$$

We compute T_c as a function of the boson frequency Ω and explore the resonance by tuning Ω across ξ_d . The result is shown in Fig. 2(b). In equilibrium we do not find a significant T_c for the coupling of $g = 0.2\xi_d$ and

the selected frequencies. However, a significant T_c appears close to the resonant region as soon as we assume a nonthermal boson distribution according to Eq. (16). Both the full expression of the gap equation shown in the methods section and the approximate expression in equation (12) match precisely close to the resonance.

Unlike in the two-site model, in the extended system the driven-boson-induced interaction turns into repulsion for blue-detuned frequencies $\Omega \geq \xi_d$. This is reminiscent of cavity engineered interactions between atoms that are approximately linear in the inverse cavity-pump detuning.^{47–49} We note that in the blue detuned region, real transitions from the lower to the upper band, that are not captured within our approach, become possible which are expected to be detrimental to pairing.¹⁵ The resonant enhancement is found only for a red detuned phonon where direct electron transitions are prohibited by energy conservation, hinting that a more involved non-equilibrium treatment of the problem within the Keldysh formalism, that takes the change of Fermi functions upon driving into account, is expected to exhibit the same qualitative behaviour.

In order to summarize our findings for the driven sawtooth chain, we compute an out-of-equilibrium phase diagram as a function of temperature and driving strength (Fig. 2c), fixing Ω slightly below resonance, $\Omega = 0.99\xi_d$. While the system is in the normal state down to very low temperatures in equilibrium ($N_{\text{Drive}} = 0$) for $g = 0.2\xi_d$, populating the bosonic mode gives rise to a finite T_c .

Graphene-hBN-SrTiO₃ heterostructure. – We conclude by proposing an experimentally realizable platform for resonantly induced superconductivity, namely a heterostructure of graphene aligned with hBN placed on top of bulk SrTiO₃, as shown in Figure 1(c). Graphene aligned on hBN leads to a gap at the Dirac points of graphene, with size $\Delta E = 14\text{meV}$.⁴² The bosonic mode within our pairing model is provided by a low energy surface-phonon-polariton^{43,44} that exists in the quantum paraelectric SrTiO₃ and couples to the interband transition in gapped graphene through its dipole moment.^{50,51} We compute the relevant light-matter coupling using the mode functions obtained in Ref. 52 for the surface polaritons, and approximate the resulting coupling by a box function $g(q) = \tilde{g}\theta(|q| - \frac{1}{d})$, where d is the distance between the graphene and the SrTiO₃ surface which provides a natural short-wavelength cut-off for surface-phonon-polariton induced interactions. We assume an hBN thickness of 5nm, corresponding to approximately

15 atomic layers.⁵³ We include the local Coulomb repulsion that can be estimated via density functional theory⁵⁴ and take into account Morel-Anderson renormalisation processes that reduce its value to $U^* \approx 1.1\text{eV}$ which is the value we use for our estimate. Using these inputs the T_c estimate is obtained by solving the full gap equation (26).

Without any driving the Coulomb repulsion prevents pairing for reasonable temperatures. When driving the system into a state with a polaritonic occupation $n_{\text{Drive}} = 1$, we obtain $T_c = 15.2\text{K}$ – a temperature that is readily accessible. Assuming that only polariton modes with momentum $q < \frac{1}{a}$ are excited, the required polaritonic occupation corresponds to exciting 3×10^{-4} bosons per graphene unit cell.

In the Methods section, we estimate the change in temperature due to heating that the sample would undergo if all of the energy of the initial excitation was converted into heat close to the surface of the SrTiO₃ substrate. We find that at the critical temperature $T_c = 15.2\text{K}$ the expected temperature change would be less than 1K. This emphasizes that the driving we propose is of realistic strength. Surface modes cannot be directly excited by a laser due to their dispersion lying outside the light-cone. However, these modes can be driven by irradiating a tip, which generates excitations in the near-field that effectively drive the modes.⁵⁵

A final comment is in order regarding the assumed pairing symmetry of resonantly induced superconductivity. In this work we considered only s -wave superconductivity. In reality, due to the electronic Coulomb repulsion, d -wave pairing might be favoured, and our mechanism can equally well lead to or contribute to d -wave superconductivity. In such a scenario, the negative effect of the local Coulomb repulsion would be further mitigated.

Discussion. – We introduced a simple microscopic mechanism based on a boson coupled to an electronic interband transition. We demonstrated both photo-induced enhancement of superconductivity, as well as resonant amplification of this enhancement when the phonon frequency is red-detuned but nearly aligned with the electronic excitation energy between the Fermi level in the partially filled lower band and the empty upper band. We demonstrated the existence of the resonantly amplified electron attraction by both exact diagonalization for a two-site model and by deriving a gap equation for extended systems. Tantalizingly, we showed that this interaction can be engineered in a two-dimensional material on a surface-phonon-polariton platform. For an example heterostructure of graphene-hBN-SrTiO₃, we computed that superconductivity can arise at temperatures around $T_c \approx 15\text{K}$.

We believe that our simplified treatment of the non-equilibrium problem correctly captures the renormalization of the effective electron-electron interaction due to a non-thermal distribution of bosons. However, we do not

exclude that heating and pair-breaking effects counteracting superconductivity^{15,17} might be underestimated here, in particular close to the resonance, which might create a trade-off that needs to be taken into account when tuning the frequency. Moreover, dynamical generation of disorder that was theoretically shown to limit the possibility to realize light induced superconducting like states in 1D systems, was not explored here either.⁵⁶ It is worth noting, however, that in 2D systems, several studies have argued that disorder leads to multifractality that actually increases the transition temperature of superconductivity.⁵⁷ The interplay between disorder and resonantly photo-induced superconductivity is thus left for future research.

Interestingly, even though the enhancement of the effective electron-electron attraction is likely a transient phenomenon, the superconducting state arising from it might be longer lived than the initial drive, as indicated by the accompanying study of the authors on the same model away from the resonance.⁵⁸

In view of the resonant nature of our mechanism, an interesting future direction is to explore its applicability in the context of cavity materials engineering,^{59–63} for which several proposals for cavity-induced superconductivity already exist.^{64–68}

ACKNOWLEDGEMENTS

We acknowledge fruitful discussion with Jonathan B. Curtis, Mohammad Hafezi, Andrey Grankin, Daniele Guerzi, Angel Rubio, John Sous, Andy Millis, Martin Eckstein and Hope Bretscher. M.M. is grateful for the financial support received from the Alex von Humboldt postdoctoral fellowship. S.C. is grateful for support from the NSF under Grant No. DGE-1845298 & for the hospitality of the Max Planck Institute for the Structure and Dynamics of Matter. ED acknowledges support from the ARO grant “Control of Many-Body States Using Strong Coherent Light-Matter Coupling in Terahertz Cavities” and the SNSF project 200021_212899.

METHODS

Schrieffer-Wolf transformation We perform a Schrieffer-Wolf transformation of the local Hamiltonian Eq. (3) according to

$$H^{\text{SW}} = e^S H^{\text{loc}} e^{-S} \quad (17)$$

using as transformation matrix⁶⁹

$$S = \frac{\alpha}{\omega} \sum_j (b_j^\dagger - b_j) \sum_\sigma (d_{j,\sigma}^\dagger c_{j,\sigma} + c_{j,\sigma}^\dagger d_{j,\sigma}) + i \frac{\beta}{\omega} \sum_j (b_j^\dagger + b_j) \sum_\sigma (d_{j,\sigma}^\dagger c_{j,\sigma} - c_{j,\sigma}^\dagger d_{j,\sigma}). \quad (18)$$

with α and β to be determined by the condition

$$[S, H_0] = -H_{\text{int}}. \quad (19)$$

This condition is satisfied when

$$\begin{aligned} \alpha &= \frac{g\omega^2}{\Delta^2 - \omega^2} \\ \beta &= -i \frac{g\omega\Delta}{\Delta^2 - \omega^2} \end{aligned} \quad (20)$$

The effective Schrieffer-Wolff Hamiltonian to order g^2 are calculated via $\frac{1}{2}[S, V]$ which gives rise to equation (5) in the results section.

Attractive correlations in 2-site model.— In order to explore the resonant regime $\Omega \approx \Delta$ for the model in Eq. (7) we perform full diagonalization calculations. We limit the bosonic part of the Hilbert space to a maximum of $N_{\text{max}} = 6$ bosons for which all quantities converge. To explore the out of equilibrium properties, we add a driving term to the Hamiltonian according to Eq. (9). In Eq. (9), $F(t)$ has a normalized Gaussian shape centered around $t_{\text{pump}} = \frac{16\pi}{\omega_D}$ and standard deviation $s = \frac{4\pi}{\omega_D}$ multiplied by a bare driving strength F_0 that is set to $F_0 = \frac{\Delta E}{2}$. We always drive the bosons on resonance setting $\omega_D = \Omega$. We evolve the system in time with the time evolution operator $U(t) = \mathcal{T} \exp\left(i \int_{t_0}^{t_1} H(t) dt\right)$, where \mathcal{T} is the time-ordering operator, using finite time steps of width $\Delta t = \frac{\pi}{10\omega_D}$, i.e. 20 time steps per driving period. We compute the time-averaged local doublon correlations

$$\bar{C} = \int_{t_0}^{t_1} \langle n_{j,\uparrow}^c n_{j,\downarrow}^c \rangle(t) - \langle n_{j,\uparrow}^c \rangle(t) \langle n_{j,\downarrow}^c \rangle(t) dt, \quad (21)$$

where $t_0 = \frac{30\pi}{\omega_D}$ and $t_1 = \frac{130\pi}{\omega_D}$, reported in Fig. 1b together with the time-averaged boson number. We show a concrete time-evolution for longer times in Fig. 3 for the resonant case $\Omega = \Delta E$ and a slightly red-detuned case $\omega_D = 0.9\Delta E$. One can see that all quantities undergo heavy oscillations that are not decaying attributed to quantum revivals for this very small system that we don't expect to be present in extended systems. However, the time-averaged correlations quickly converge to a finite value. We additionally mark the time interval over which we computed the time average in the main part $[t_0, t_1]$. We average over 50 driving periods after the pump has decayed. The reason we limit the averaging time is that in a real system with dissipation the excitation would decay – presumably not reaching 50 oscillation cycles. Reducing the number of cycles for the averaging process does not qualitatively change our results.

Effective electron-electron interaction.— We use the path-integral formalism to derive a dynamic electron-electron interaction from the model Eq. (2). The bare

action of the system, including bosonic modes, can be written as

$$S_0 = \sum_q \bar{b}_q D(q)^{-1} b_q + \sum_{k,\sigma,n} \bar{\psi}_{k,\sigma,n} G_0^{-1}(k,n) \psi_{k,\sigma,n} \quad (22)$$

where $k = (\vec{k}, i\omega)$ and $q = (\vec{q}, i\Omega)$ are composite indices of a lattice momentum \vec{k} or \vec{q} and a fermionic(bosonic) Matsubara frequency $\omega(\Omega)$. The b_q are complex field, \bar{b}_q their complex conjugate and $D(q)^{-1} = i\Omega - \Omega(\vec{q})$ is the inverse bosonic propagator. $\psi_{k,\sigma,n}$ and $\bar{\psi}_{k,\sigma,n}$ are Grassmann valued fields with spin index $\sigma \in \{\uparrow, \downarrow\}$ and band-index $n \in \{c, d\}$ and $G_0^{-1}(k,n) = i\omega - \varepsilon_n(\vec{k})$ is the inverse bare electronic Green's function. We introduce an inter-band coupling via the bosonic fields as

$$S_{\text{int}} = \sum_q g(\vec{q}) (b_q + \bar{b}_{-q}) \left(\sum_{k,\sigma,n} \bar{\psi}_{k+q,\sigma,n} \psi_{k,\sigma,\bar{n}} \right). \quad (23)$$

Assuming a 2-band model we have introduced \bar{n} as the band complementing that labelled by the band index n . $g(\vec{q})$ is the \vec{q} dependent inter-band coupling. Now we can integrate out the bosons with a suitable substitution of the bosonic fields in the path integral to arrive at an effective interaction

$$\begin{aligned} S_{\text{int}}^{\text{eff}} &= - \sum_q g(\vec{q}) g(-\vec{q}) D(q) \\ &\left(\sum_{k,\sigma,n} \bar{\psi}_{k+q,\sigma,n} \psi_{k,\sigma,\bar{n}} \right) \left(\sum_{k',\sigma',\bar{m}} \bar{\psi}_{k'-q,\sigma',\bar{m}} \psi_{k',\sigma',\bar{m}} \right). \end{aligned} \quad (24)$$

Due to the sum over q and since all other terms are even in q one may perform the replacement

$$D(q) \rightarrow \frac{-\Omega(\vec{q})}{\Omega^2 + \Omega(\vec{q})^2} \quad (25)$$

taking only the part of the propagator even in q . Equations (10) and (11) are derived using the saddle point approximation in the Cooper channel, leading to a self-consistent equation shown schematically in Fig. 2(a). A key aspect of our work is performing the Frequency sums analytically and expressing the result in terms of occupation distributions of the bosons and fermions. In the main text we show an approximate formula of the most divergent terms, for completeness we report here the full gap equation. We take the full ω and k dependence of Δ_d by replacing the expression for Δ_d in equation (11) into equation (10), to arrive at a self-consistent equation for Δ_c only. We then find that the expression for Δ_c is weakly frequency dependent for $\omega \ll \Omega$ which allows to approximate Δ_c as independent of ω and k . The resulting gap equation that determines T_c is found to be:

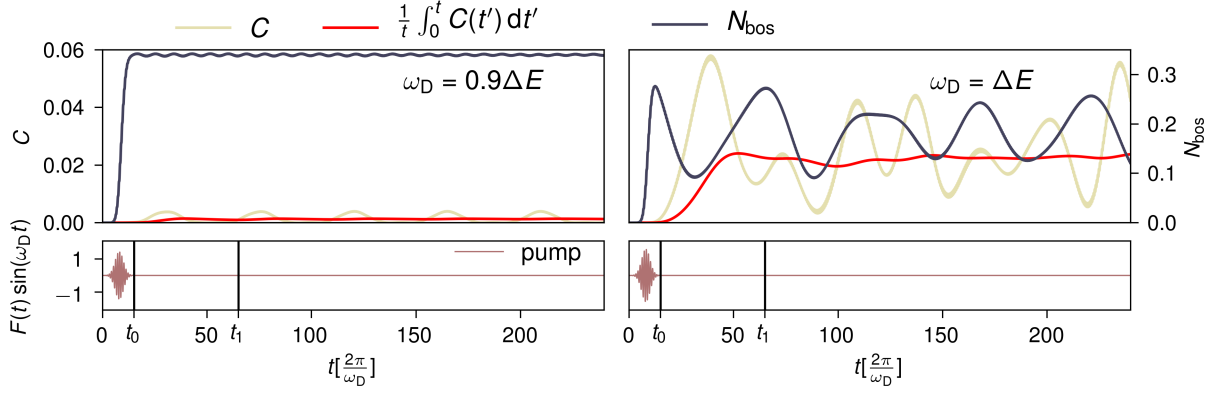


FIG. 3. Time evolution of N_{bos} (blue line, right axis) and C (yellow line, left axis) red detuned from the resonance $\Omega = 0.9\Delta E$ and at resonance $\Omega = \Delta E$ for long times of the system defined by Eq. (9). The times t_0 and t_1 used for the time average in Eq. (21) are marked in the bottom panel where the pump envelope according to Eq. (9) is shown. Additionally we show the time averaged correlations as a function of the upper time of the averaging. This quantity, which underlies Fig. 1 b.) in the main part, quickly converges.

$$\begin{aligned}
1 = & \frac{1}{N^2} \sum_{k',k} |g|^4 \frac{1}{E_1(k)E_2(k')} \times \left(\frac{(2n_f(E_1) - 1)(E_1(k)^2(2E_2(k')n_b(\Omega) + E_2(k') - 2n_f(E_2)\Omega + \Omega) + \Omega)}{\Omega(\Omega^2 - E_1(k)^2)((E_2(k') - \Omega)^2 - E_1(k)^2)((E_2(k') + \Omega)^2 - E_1(k)^2)} \right. \\
& \left. \frac{(2n_f(E_1) - 1)((\Omega - E_2(k'))(E_2(k') + \Omega)(2E_2(k')n_b(\Omega) + E_2(k') + (2n_f(E_2) - 1)\Omega))}{\Omega(\Omega^2 - E_1(k)^2)((E_2(k') - \Omega)^2 - E_1(k)^2)((E_2(k') + \Omega)^2 - E_1(k)^2)} \right) \\
& + \frac{4E_1(k)E_2(k')(n_f(\Omega + E_2(k')) - 1)(E_2(k') + \Omega)(n_b(\Omega) - n_f(E_2) + 1)}{-4E_2(k')^2\Omega(E_2(k') + \Omega)(E_2(k') + 2\Omega)((E_2(k') + \Omega)^2 - E_1(k)^2)} \\
& + \frac{4E_1(k)E_2(k')(n_f(\Omega - E_2(k')) - 1)(E_2(k') - \Omega)(n_b(\Omega) + n_f(E_2))}{4E_2(k')^2\Omega(E_2(k') - 2\Omega)(E_2(k') - \Omega)((E_2(k') - \Omega)^2 - E_1(k)^2)} \\
& + \frac{-4E_1(k)E_2(k')n_f(\Omega - E_2(k'))(E_2(k') - \Omega)(n_b(\Omega) + n_f(E_2))}{-4E_2(k')^2\Omega(E_2(k') - 2\Omega)(E_2(k') - \Omega)((E_2(k') - \Omega)^2 - E_1(k)^2)} \\
& + \frac{4E_1(k)E_2(k')n_f(\Omega + E_2(k'))(E_2(k') + \Omega)(n_b(\Omega) - n_f(E_2) + 1)}{-4E_2(k')^2\Omega(E_2(k') + \Omega)(E_2(k') + 2\Omega)((E_2(k') + \Omega)^2 - E_1(k)^2)} \\
& + \frac{E_1(k)E_2(k')(n_b(\Omega) + 1)(E_2(k')^2(2n_b(\Omega) + 1) + E_2(k')(2n_f(E_2) - 1)\Omega - 2(2n_b(\Omega) + 1)\Omega^2)}{\Omega^2(E_1(k)^2 - \Omega^2)(E_2(k')^4 - 4E_2(k')^2\Omega^2)} \\
& \left. \frac{E_1(k)E_2(k')n_b(\Omega)(E_2(k')^2(2n_b(\Omega) + 1) + E_2(k')(2n_f(E_2) - 1)\Omega - 2(2n_b(\Omega) + 1)\Omega^2)}{\Omega^2(E_1(k)^2 - \Omega^2)(E_2(k')^4 - 4E_2(k')^2\Omega^2)} \right). \tag{26}
\end{aligned}$$

Graphene coupled to surface phonon polaritons.— In this part we outline the estimate of the pairing temperature of our proposed heterostructure consisting of Graphene aligned with hBN on top of bulk SrTiO₃. We use the q -dependent surface phonon-polariton modes

given in Ref. 52 that read

$$\begin{aligned}
\phi(z > 0) = & N \left(\frac{q_x}{|q_{xy}|}, \frac{q_y}{|q_{xy}|}, i\sqrt{\left| \frac{\varepsilon(\omega)}{\varepsilon_{\text{HBN}}} \right|} \right)^T \\
& e^{-\sqrt{\left| \frac{\varepsilon_{\text{HBN}}}{\varepsilon(\omega)} \right|} |q_{xy}|z} e^{i(q_x x + q_y y - \omega t)} \tag{27} \\
\phi(z < 0) = & N \left(\frac{q_x}{|q_{xy}|}, \frac{q_y}{|q_{xy}|}, -i\sqrt{\left| \frac{\varepsilon_{\text{HBN}}}{\varepsilon(\omega)} \right|} \right)^T \\
& e^{\sqrt{\left| \frac{\varepsilon(\omega)}{\varepsilon_{\text{HBN}}} \right|} |q_{xy}|z} e^{i(q_x x + q_y y - \omega t)}
\end{aligned}$$

where the upper half-space $z > 0$ is assumed to be filled with hBN with dielectric constant $\varepsilon_{\text{hBN}} = 5^{70}$ while the

lower half-space is made up of the SrTiO₃ with $\varepsilon(\omega) = \varepsilon_\infty \frac{\omega_{\text{LO}}^2 - \omega^2}{\omega_{\text{TO}}^2 - \omega^2}$. We use $\varepsilon_\infty = 6.3^{71}$, $\omega_{\text{TO}} = 2\pi \times 1.26\text{THz}$ and $\omega_{\text{LO}} = 2\pi \times 5.1\text{THz}$.⁷² The normalization N of the modes can be determined from the normalization condition⁵²

$$\hbar\Omega_s\varepsilon_0 \int_V dr \varepsilon(\Omega_s)v(\Omega_s)|\phi(r)|^2 = 1 \quad (28)$$

with $v(\omega) = 2 + \omega\partial_\omega\varepsilon(\omega)$ and ε_0 the vacuum permittivity. The limiting surface phonon frequency when $c^2q^2 \gg \omega_{\text{LO}}^2$ is $\Omega_s = 2\pi \times 3.9\text{THz}$ which we will use throughout for our estimate. In order to estimate the light-matter coupling we focus on the Dirac cone at which the Hamiltonian, including the gap opening due to an effective onsite potential induced through the proximity of hBN to the graphene layer, reads

$$H = \frac{V_0}{2}\sigma_z + \hbar v_F(k + eA) \cdot \sigma. \quad (29)$$

where V_0 is the onsite potential, v_F the Fermi velocity and A the vector potential due to the surface polaritons. At the K -point the inter-band coupling is equal to $g_{\text{inter}} = 1$ while far away from the K -point it can be estimated from the Dirac Hamiltonian without including an onsite potential which yields $g_{\text{inter}} = \frac{i\hbar v_F(k \times A)}{|k|}$. Using the coupling away from the K -point as a conservative estimate, we get for the inter-band coupling

$$g^{k,q} = i \frac{\sqrt{4\pi\alpha}}{\sqrt{N}} f(\omega) \frac{\hbar v_F \sqrt{c}}{\sqrt{\Omega_s S_{\text{cell}}}} \frac{(k \times q)}{|q||k|} \sqrt{|q_{xy}|} e^{-|q_{xy}|z} \quad (30)$$

where $f(\omega) = \left(4 \frac{\omega^2(\varepsilon_\infty + \varepsilon_{\text{HBN}})}{\omega^2 - \omega_{\text{TO}}^2}\right)^{-\frac{1}{2}}$, S_{cell} is the area of the unit cell in graphene, α the fine-structure constant and c the speed of light. In order to obtain a simple estimate we approximate the coupling by a box function $g^{k,q} \rightarrow \tilde{g}\theta(|q| - \frac{1}{d})$. The cutoff $\frac{1}{d}$ is naturally provided by the mode-function Eq. (27) since $\varepsilon(\omega) \rightarrow -\varepsilon_{\text{hBN}}$ for $q^2c^2 \gg \omega_{\text{LO}}^2$ and therefore $|\theta(q)|^2 \sim e^{-2qd}$. We determine \tilde{g} by fixing the integral

$$\tilde{g}^2 = \int_{\mathbb{R}^2} |g^{k,q}|^2 dq = \frac{2\pi\alpha}{3\sqrt{3}N} f(\omega)^2 \frac{\hbar^2 v_F^2 c}{a^2 d} \quad (31)$$

where we use g^2 since this appears in the interaction. Due to the box-function the coupling has now attained a q dependence in principle leading to a k -dependence of the gap itself. We compute the gap at $k = K$ and assume it to be zero outside of the coupling radius $\theta(k)$. Additionally, the momentum transfer $k - k'$ is limited due to the box coupling by a factor $\theta(k - k')$. We set the chemical potential $\mu = -15\text{meV}$ slightly into the lower band and otherwise the parameters from the main text. We include the local Coulomb repulsion which was estimated to be $U \approx 9.3\text{eV}$ based on density functional theory calculations.⁵⁴ The bare local repulsion will be reduced by Morel-Anderson renormalisation according to⁷³

$$U^* = \frac{U}{1 + \frac{2U}{W} \ln\left(\frac{W}{2\Omega_s}\right)} \approx \frac{U}{8.1} \approx 1.1\text{eV}, \quad (32)$$

which we take as the value of the effective Hubbard U for our T_c estimate. Importantly, the resulting T_c does not depend very sensitively on the precise value of U^* . Due to the exponential dependence of the polariton mode field strength on the distance d from the surface, T_c does, however, vary significantly with d . In particular, short distances are very desirable to achieve a higher T_c . We evaluate Eq. (26) on a k -grid of size 500×500 . For the driven case we assume a non-thermal boson occupation according to Eq. (16), setting $n_{\text{Drive}} = 1$ for all modes with $q < \frac{1}{d}$.

Estimated heating due to the drive In order to quantify the strength of the drive we propose to induce superconductivity in the Graphene-HBN-STO heterostructure, we provide an order of magnitude estimate of the heating of the sample that would result from the drive. The surface modes of STO couple to bulk modes through phonon non-linearities and disorder and therefore heat up the substrate. For a first estimate, we assume this to be the dominant heating effect and hence estimate the heating of the STO substrate assuming all energy of the initial excitation to be converted into heat. Shortly after the drive, the surface mode will only heat up a thin layer of the substrate close to the surface corresponding to the penetration depth which sets the length scale over which the surface modes couple to the bulk. At later times the heat will dissipate. We take $\xi = 5\text{nm}$ as the penetration depth corresponding to the penetration depth of the mode with the largest q of all modes that we assume to have a non-zero coupling to graphene (see previous section). This constitutes a conservative estimate since modes with smaller q have a larger penetration depth. To get an estimate of the energy per volume, we compute expected number of excitations within the area of one unit-cell of graphene

$$n_{\text{ex}} = \frac{\int_{\text{BZ}} b_q^\dagger b_q dq}{\int_{\text{BZ}} 1 dq} = \frac{\int_{\text{BZ}} n_{\text{Drive}} \Theta\left(\frac{1}{d} - q\right) dq}{\int_{\text{BZ}} 1 dq} \approx 3 \times 10^{-4} \quad (33)$$

where in the second step we have assumed that only modes with small wave-vectors are excited for which we chose the same cutoff as for the momentum coupling and integrals run over the Brillouin zone. The expected change in temperature is then

$$\Delta T = \hbar\Omega_s \frac{n_{\text{ex}} V_{\text{STO}} N_{\text{av}}}{\xi A_C c_p} \quad (34)$$

where V_{STO} is the unit-cell volume of STO, A_C the area of the unit-cell of graphene, N_{av} the Avogadro number and c_p the specific heat of STO at constant pressure. We take the specific heat of STO at 15K from Ref. 74 as $c_p/T^3 \approx 0.75 \times 10^{-4} \frac{\text{J}}{\text{mol K}^4}$ and use as the lattice constant $a_{\text{STO}} = 0.3905\text{nm}$. Since STO has cubic lattice structure we have $V_{\text{STO}} = a_{\text{STO}}^3$. Put together we obtain a change in temperature of

$$\Delta T = 0.7\text{K}. \quad (35)$$

On the other hand, for an estimate of an upper bound on the induced heating, one may assume that all energy of the initial drive is converted into heat solely in the graphene flake. For this estimate we use the heat capacity of graphene $c_P = 0.24 \frac{\text{J}}{\text{molK}}$ at $T = 10\text{K}$ taken from Ref. 75 and compute

$$\Delta T = \frac{\hbar\Omega_s n_{ex}}{c_P} \approx 1.9\text{K}. \quad (36)$$

This is likely an overestimate, but given that we assume a temperature of the sample of 10K and computed $T_c \approx 15\text{K}$, the proposed drive would not destroy the superconductivity solely by heating the sample.

-
- [1] Basov, D. N., Averitt, R. D. & Hsieh, D. Towards properties on demand in quantum materials. *Nature Mater* **16**, 1077–1088 (2017). URL <https://www.nature.com/articles/nmat5017>. Number: 11 Publisher: Nature Publishing Group.
- [2] de la Torre, A. *et al.* Colloquium: Nonthermal pathways to ultrafast control in quantum materials. *Rev. Mod. Phys.* **93**, 041002 (2021). URL <https://link.aps.org/doi/10.1103/RevModPhys.93.041002>. Publisher: American Physical Society.
- [3] Disa, A. S., Nova, T. F. & Cavalleri, A. Engineering crystal structures with light. *Nat. Phys.* **17**, 1087–1092 (2021). URL <https://www.nature.com/articles/s41567-021-01366-1>. Number: 10 Publisher: Nature Publishing Group.
- [4] Nova, T. F., Disa, A. S., Fechner, M. & Cavalleri, A. Metastable ferroelectricity in optically strained SrTiO₃. *Science* **364**, 1075–1079 (2019). URL <https://www.science.org/doi/10.1126/science.aaw4911>. Publisher: American Association for the Advancement of Science.
- [5] Li, X. *et al.* Terahertz field-induced ferroelectricity in quantum paraelectric SrTiO₃. *Science* **364**, 1079–1082 (2019). URL <https://www.science.org/doi/10.1126/science.aaw4913>. Publisher: American Association for the Advancement of Science.
- [6] Kogar, A. *et al.* Light-induced charge density wave in LaTe₃. *Nat. Phys.* **16**, 159–163 (2020). URL <https://www.nature.com/articles/s41567-019-0705-3>. Number: 2 Publisher: Nature Publishing Group.
- [7] Wandel, S. *et al.* Enhanced charge density wave coherence in a light-quenched, high-temperature superconductor. *Science* **376**, 860–864 (2022). URL <https://www.science.org/doi/10.1126/science.abd7213>. Publisher: American Association for the Advancement of Science.
- [8] Dolgirev, P. E., Michael, M. H., Zong, A., Gedik, N. & Demler, E. Self-similar dynamics of order parameter fluctuations in pump-probe experiments. *Phys. Rev. B* **101**, 174306 (2020). URL <https://link.aps.org/doi/10.1103/PhysRevB.101.174306>. Publisher: American Physical Society.
- [9] Disa, A. S. *et al.* Optical Stabilization of Fluctuating High Temperature Ferromagnetism in YTiO₃. (2021). URL <http://arxiv.org/abs/2111.13622>. ArXiv:2111.13622 [cond-mat].
- [10] Mitranò, M. *et al.* Possible light-induced superconductivity in K₃C₆₀ at high temperature. *Nature* **530**, 461–464 (2016). URL <https://www.nature.com/articles/nature16522>. Number: 7591 Publisher: Nature Publishing Group.
- [11] Cantaluppi, A. *et al.* Pressure tuning of light-induced superconductivity in K₃C₆₀. *Nature Phys* **14**, 837–841 (2018). URL <https://www.nature.com/articles/s41567-018-0134-8>. Number: 8 Publisher: Nature Publishing Group.
- [12] Rowe, E. *et al.* Giant resonant enhancement for photo-induced superconductivity in K₃C₆₀ (2023). URL <http://arxiv.org/abs/2301.08633>. ArXiv:2301.08633 [cond-mat].
- [13] Buzzi, M. *et al.* Photomolecular High-Temperature Superconductivity. *Phys. Rev. X* **10**, 031028 (2020). URL <https://link.aps.org/doi/10.1103/PhysRevX.10.031028>. Publisher: American Physical Society.
- [14] Kennes, D. M., Wilner, E. Y., Reichman, D. R. & Millis, A. J. Transient superconductivity from electronic squeezing of optically pumped phonons. *Nature Phys* **13**, 479–483 (2017). URL <https://www.nature.com/articles/nphys4024>. Number: 5 Publisher: Nature Publishing Group.
- [15] Babadi, M., Knap, M., Martin, I., Refael, G. & Demler, E. Theory of parametrically amplified electron-phonon superconductivity. *Phys. Rev. B* **96**, 014512 (2017). URL <https://link.aps.org/doi/10.1103/PhysRevB.96.014512>. Publisher: American Physical Society.
- [16] Dolgirev, P. E. *et al.* Periodic dynamics in superconductors induced by an impulsive optical quench. *Commun Phys* **5**, 1–9 (2022). URL <https://www.nature.com/articles/s42005-022-01007-w>. Number: 1 Publisher: Nature Publishing Group.
- [17] Murakami, Y., Tsuji, N., Eckstein, M. & Werner, P. Nonequilibrium steady states and transient dynamics of conventional superconductors under phonon driving. *Phys. Rev. B* **96**, 045125 (2017). URL <https://link.aps.org/doi/10.1103/PhysRevB.96.045125>. Publisher: American Physical Society.
- [18] Sentef, M. A., Kemper, A. F., Georges, A. & Kollath, C. Theory of light-enhanced phonon-mediated superconductivity. *Phys. Rev. B* **93**, 144506 (2016). URL <https://link.aps.org/doi/10.1103/PhysRevB.93.144506>. Publisher: American Physical Society.
- [19] Michael, M. H. *et al.* Parametric resonance of Josephson plasma waves: A theory for optically amplified interlayer superconductivity in YBa₂Cu₃O_{6+x}. *Phys. Rev. B* **102**, 174505 (2020). URL <https://link.aps.org/doi/10.1103/PhysRevB.102.174505>. Publisher: American Physical Society.
- [20] Kim, M. *et al.* Enhancing superconductivity in A₃C₆₀ fullerides. *Phys. Rev. B* **94**, 155152 (2016). URL <https://link.aps.org/doi/10.1103/PhysRevB.94.155152>. Publisher: American Physical Society.
- [21] Mazza, G. & Georges, A. Nonequilibrium superconductivity in driven alkali-doped fullerides. *Phys. Rev. B* **96**, 064515 (2017). URL <https://link.aps.org/doi/10.1103/PhysRevB.96.064515>. Publisher: American Physical Society.

- [22] Nava, A., Giannetti, C., Georges, A., Tosatti, E. & Fabrizio, M. Cooling quasiparticles in A3C60 fullerides by excitonic mid-infrared absorption. *Nat. Phys.* **14**, 154–159 (2018). URL <https://www.nature.com/articles/nphys4288>. Number: 2 Publisher: Nature Publishing Group.
- [23] Denny, S., Clark, S., Laplace, Y., Cavalleri, A. & Jaksch, D. Proposed Parametric Cooling of Bilayer Cuprate Superconductors by Terahertz Excitation. *Phys. Rev. Lett.* **114**, 137001 (2015). URL <https://link.aps.org/doi/10.1103/PhysRevLett.114.137001>. Publisher: American Physical Society.
- [24] Dasari, N. & Eckstein, M. Transient Floquet engineering of superconductivity. *Phys. Rev. B* **98**, 235149 (2018). URL <https://link.aps.org/doi/10.1103/PhysRevB.98.235149>. Publisher: American Physical Society.
- [25] Sentef, M. A. Light-enhanced electron-phonon coupling from nonlinear electron-phonon coupling. *Phys. Rev. B* **95**, 205111 (2017). URL <https://link.aps.org/doi/10.1103/PhysRevB.95.205111>. Publisher: American Physical Society.
- [26] Murakami, Y., Werner, P., Tsuji, N. & Aoki, H. Interaction quench in the Holstein model: Thermalization crossover from electron- to phonon-dominated relaxation. *Phys. Rev. B* **91**, 045128 (2015). URL <https://link.aps.org/doi/10.1103/PhysRevB.91.045128>. Publisher: American Physical Society.
- [27] Coulthard, J., Clark, S. R., Al-Assam, S., Cavalleri, A. & Jaksch, D. Enhancement of super-exchange pairing in the periodically-driven Hubbard model. *Phys. Rev. B* **96**, 085104 (2017). URL <http://arxiv.org/abs/1608.03964>. ArXiv: 1608.03964.
- [28] Okamoto, J.-i., Cavalleri, A. & Mathey, L. Theory of Enhanced Interlayer Tunneling in Optically Driven High- T_c Superconductors. *Phys. Rev. Lett.* **117**, 227001 (2016). URL <https://link.aps.org/doi/10.1103/PhysRevLett.117.227001>. Publisher: American Physical Society.
- [29] Komnik, A. & Thorwart, M. BCS theory of driven superconductivity. *Eur. Phys. J. B* **89**, 244 (2016). URL <https://doi.org/10.1140/epjb/e2016-70528-1>.
- [30] Knap, M., Babadi, M., Refael, G., Martin, I. & Demler, E. Dynamical Cooper pairing in nonequilibrium electron-phonon systems. *Phys. Rev. B* **94**, 214504 (2016). URL <https://link.aps.org/doi/10.1103/PhysRevB.94.214504>. Publisher: American Physical Society.
- [31] Raines, Z. M., Stanev, V. & Galitski, V. M. Enhancement of superconductivity via periodic modulation in a three-dimensional model of cuprates. *Phys. Rev. B* **91**, 184506 (2015). URL <https://link.aps.org/doi/10.1103/PhysRevB.91.184506>. Publisher: American Physical Society.
- [32] Dai, Z. & Lee, P. A. Superconducting-like response in driven systems near the Mott transition. *Phys. Rev. B* **104**, L241112 (2021). URL <https://link.aps.org/doi/10.1103/PhysRevB.104.L241112>. Publisher: American Physical Society.
- [33] Michael, M. H. *et al.* Generalized Fresnel-Floquet equations for driven quantum materials. *Phys. Rev. B* **105**, 174301 (2022). URL <https://link.aps.org/doi/10.1103/PhysRevB.105.174301>. Publisher: American Physical Society.
- [34] Ngai, K. L. Two-Phonon Deformation Potential and Superconductivity in Degenerate Semiconductors. *Phys. Rev. Lett.* **32**, 215–218 (1974). URL <https://link.aps.org/doi/10.1103/PhysRevLett.32.215>. Publisher: American Physical Society.
- [35] Enaki, N. A. & Ereemeev, V. V. Cooperative two-phonon phenomena in superconductivity. *New J. Phys.* **4**, 80 (2002). URL <https://dx.doi.org/10.1088/1367-2630/4/1/380>.
- [36] van der Marel, D., Barantani, F. & Rischau, C. W. Possible mechanism for superconductivity in doped SrTiO₃. *Phys. Rev. Res.* **1**, 013003 (2019). URL <https://link.aps.org/doi/10.1103/PhysRevResearch.1.013003>. Publisher: American Physical Society.
- [37] Kiselov, D. E. & Feigel'man, M. V. Theory of superconductivity due to Ngai's mechanism in lightly doped SrTiO₃. *Phys. Rev. B* **104**, L220506 (2021). URL <https://link.aps.org/doi/10.1103/PhysRevB.104.L220506>. Publisher: American Physical Society.
- [38] Slotman, G. *et al.* Effect of Structural Relaxation on the Electronic Structure of Graphene on Hexagonal Boron Nitride. *Phys. Rev. Lett.* **115**, 186801 (2015). URL <https://link.aps.org/doi/10.1103/PhysRevLett.115.186801>. Publisher: American Physical Society.
- [39] Xue, J. *et al.* Scanning tunnelling microscopy and spectroscopy of ultra-flat graphene on hexagonal boron nitride. *Nature Mater* **10**, 282–285 (2011). URL <https://www.nature.com/articles/nmat2968>. Number: 4 Publisher: Nature Publishing Group.
- [40] Yankowitz, M. *et al.* Emergence of superlattice Dirac points in graphene on hexagonal boron nitride. *Nature Phys* **8**, 382–386 (2012). URL <https://www.nature.com/articles/nphys2272>. Number: 5 Publisher: Nature Publishing Group.
- [41] Dean, C. *et al.* Graphene based heterostructures. *Solid State Communications* **152**, 1275–1282 (2012). URL <https://www.sciencedirect.com/science/article/pii/S003810981200227X>.
- [42] Han, T. *et al.* Accurate Measurement of the Gap of Graphene-BN Moiré Superlattice through Photocurrent Spectroscopy. *Phys. Rev. Lett.* **126**, 146402 (2021). URL <https://link.aps.org/doi/10.1103/PhysRevLett.126.146402>. Publisher: American Physical Society.
- [43] Lahneman, D. J. & Qazilbash, M. M. Hyperspectral infrared imaging of surface phonon-polaritons in $\{\mathrm{SrTiO}\}_{-3}$. *Phys. Rev. B* **104**, 235433 (2021). URL <https://link.aps.org/doi/10.1103/PhysRevB.104.235433>. Publisher: American Physical Society.
- [44] McArdle, P., Lahneman, D. J., Biswas, A., Keilmann, F. & Qazilbash, M. M. Near-field infrared nanospectroscopy of surface phonon-polariton resonances. *Phys. Rev. Res.* **2**, 023272 (2020). URL <https://link.aps.org/doi/10.1103/PhysRevResearch.2.023272>. Publisher: American Physical Society.
- [45] Huber, S. D. & Altman, E. Bose condensation in flat bands. *Phys. Rev. B* **82**, 184502 (2010). URL <https://link.aps.org/doi/10.1103/PhysRevB.82.184502>. Publisher: American Physical Society.

- [46] Zhang, T. & Jo, G.-B. One-dimensional sawtooth and zigzag lattices for ultracold atoms. *Sci Rep* **5**, 16044 (2015). URL <https://www.nature.com/articles/srep16044>. Number: 1 Publisher: Nature Publishing Group.
- [47] Mottl, R. *et al.* Roton-Type Mode Softening in a Quantum Gas with Cavity-Mediated Long-Range Interactions. *Science* **336**, 1570–1573 (2012). URL <https://www.science.org/doi/10.1126/science.1220314>. Publisher: American Association for the Advancement of Science.
- [48] Maschler, C. & Ritsch, H. Cold Atom Dynamics in a Quantum Optical Lattice Potential. *Phys. Rev. Lett.* **95**, 260401 (2005). URL <https://link.aps.org/doi/10.1103/PhysRevLett.95.260401>. Publisher: American Physical Society.
- [49] Maschler, C., Mekhov, I. B. & Ritsch, H. Ultracold atoms in optical lattices generated by quantized light fields. *Eur. Phys. J. D* **46**, 545–560 (2008). URL <https://doi.org/10.1140/epjd/e2008-00016-4>.
- [50] Lenk, K., Li, J., Werner, P. & Eckstein, M. Dynamical mean-field study of a photon-mediated ferroelectric phase transition. *Phys. Rev. B* **106**, 245124 (2022). URL <https://link.aps.org/doi/10.1103/PhysRevB.106.245124>. Publisher: American Physical Society.
- [51] Hillenbrand, R., Taubner, T. & Keilmann, F. Phonon-enhanced light-matter interaction at the nanometre scale. *Nature* **418**, 159–162 (2002). URL <https://www.nature.com/articles/nature00899>. Number: 6894 Publisher: Nature Publishing Group.
- [52] Gubbin, C. R., Maier, S. A. & De Liberato, S. Real-space Hopfield diagonalization of inhomogeneous dispersive media. *Phys. Rev. B* **94**, 205301 (2016). URL <https://link.aps.org/doi/10.1103/PhysRevB.94.205301>. Publisher: American Physical Society.
- [53] Golla, D. *et al.* Optical thickness determination of hexagonal boron nitride flakes. *Applied Physics Letters* **102**, 161906 (2013). URL <https://aip.scitation.org/doi/abs/10.1063/1.4803041>. Publisher: American Institute of PhysicsAIP.
- [54] Wehling, T. O. *et al.* Strength of Effective Coulomb Interactions in Graphene and Graphite. *Phys. Rev. Lett.* **106**, 236805 (2011). URL <https://link.aps.org/doi/10.1103/PhysRevLett.106.236805>. Publisher: American Physical Society.
- [55] Basov, D. N., Fogler, M. M. & García de Abajo, F. J. Polaritons in van der Waals materials. *Science* **354**, aag1992 (2016). URL <https://www.science.org/doi/10.1126/science.aag1992>. Publisher: American Association for the Advancement of Science.
- [56] Sous, J., Kloss, B., Kennes, D. M., Reichman, D. R. & Millis, A. J. Phonon-induced disorder in dynamics of optically pumped metals from nonlinear electron-phonon coupling. *Nat Commun* **12**, 5803 (2021). URL <https://www.nature.com/articles/s41467-021-26030-3>. Number: 1 Publisher: Nature Publishing Group.
- [57] Zhao, K. *et al.* Disorder-induced multifractal superconductivity in monolayer niobium dichalcogenides. *Nat. Phys.* **15**, 904–910 (2019). URL <https://www.nature.com/articles/s41567-019-0570-0>. Number: 9 Publisher: Nature Publishing Group.
- [58] Chattopadhyay, S. *et al.* Mechanisms for Long-Lived, Photo-Induced Superconductivity (2023). URL <http://arxiv.org/abs/2303.15355>. ArXiv:2303.15355 [cond-mat, physics:physics].
- [59] Schlawin, F., Kennes, D. M. & Sentef, M. A. Cavity quantum materials. *Applied Physics Reviews* **9**, 011312 (2022). URL <https://aip.scitation.org/doi/10.1063/5.0083825>. Publisher: American Institute of Physics.
- [60] Bloch, J., Cavalleri, A., Galitski, V., Hafezi, M. & Rubio, A. Strongly correlated electron-photon systems. *Nature* **606**, 41–48 (2022). URL <https://www.nature.com/articles/s41586-022-04726-w>. Number: 7912 Publisher: Nature Publishing Group.
- [61] Ruggenthaler, M., Tancogne-Dejean, N., Flick, J., Appel, H. & Rubio, A. From a quantum-electrodynamical light-matter description to novel spectroscopies. *Nat Rev Chem* **2**, 1–16 (2018). URL <https://www.nature.com/articles/s41570-018-0118>. Number: 3 Publisher: Nature Publishing Group.
- [62] Frisk Kockum, A., Miranowicz, A., De Liberato, S., Savasta, S. & Nori, F. Ultrastrong coupling between light and matter. *Nat Rev Phys* **1**, 19–40 (2019). URL <https://www.nature.com/articles/s42254-018-0006-2>. Number: 1 Publisher: Nature Publishing Group.
- [63] Hübener, H. *et al.* Engineering quantum materials with chiral optical cavities. *Nat. Mater.* **20**, 438–442 (2021). URL <https://www.nature.com/articles/s41563-020-00801-7>. Number: 4 Publisher: Nature Publishing Group.
- [64] Andolina, G. M. *et al.* Can deep sub-wavelength cavities induce Amperean superconductivity in a 2D material? (2022). URL <http://arxiv.org/abs/2210.10371>. ArXiv:2210.10371 [cond-mat].
- [65] Schlawin, F., Cavalleri, A. & Jaksch, D. Cavity-Mediated Electron-Photon Superconductivity. *Phys. Rev. Lett.* **122**, 133602 (2019). URL <https://link.aps.org/doi/10.1103/PhysRevLett.122.133602>. Publisher: American Physical Society.
- [66] Gao, H., Schlawin, F., Buzzi, M., Cavalleri, A. & Jaksch, D. Photo-induced electron pairing in a driven cavity. *Phys. Rev. Lett.* **125**, 053602 (2020). URL <http://arxiv.org/abs/2003.05319>. ArXiv:2003.05319 [cond-mat].
- [67] Chakraborty, A. & Piazza, F. Long-Range Photon Fluctuations Enhance Photon-Mediated Electron Pairing and Superconductivity. *Phys. Rev. Lett.* **127**, 177002 (2021). URL <https://link.aps.org/doi/10.1103/PhysRevLett.127.177002>. Publisher: American Physical Society.
- [68] Dé, B. L., Eckhardt, C. J., Kennes, D. M. & Sentef, M. A. Cavity engineering of Hubbard U via phonon polaritons. *J. Phys. Mater.* **5**, 024006 (2022). URL <http://arxiv.org/abs/2201.04128>. ArXiv:2201.04128 [cond-mat, physics:physics].
- [69] Michael, M. *et al.* Fresnel-Floquet theory of light-induced terahertz reflectivity amplification in Ta₂NiSe₅ (2022). URL <http://arxiv.org/abs/2207.08851>. ArXiv:2207.08851 [cond-mat, physics:quant-ph].
- [70] Cai, Y., Zhang, L., Zeng, Q., Cheng, L. & Xu, Y. Infrared reflectance spectrum of BN calculated from first principles. *Solid State Communications* **141**, 262–266 (2007). URL <https://www.sciencedirect.com>

- [science/article/pii/S0038109806009719](https://doi.org/10.1103/PhysRevMaterials.4.113804).
- [71] van Roekeghem, A., Carrete, J., Curtarolo, S. & Mingo, N. High-throughput study of the static dielectric constant at high temperatures in oxide and fluoride cubic perovskites. *Phys. Rev. Mater.* **4**, 113804 (2020). URL <https://link.aps.org/doi/10.1103/PhysRevMaterials.4.113804>. Publisher: American Physical Society.
- [72] Evarestov, R. A., Blokhin, E., Gryaznov, D., Kotomin, E. A. & Maier, J. Phonon calculations in cubic and tetragonal phases of SrTiO₃: A comparative LCAO and plane-wave study. *Phys. Rev. B* **83**, 134108 (2011). URL <https://link.aps.org/doi/10.1103/PhysRevB.83.134108>. Publisher: American Physical Society.
- [73] Morel, P. & Anderson, P. W. Calculation of the Superconducting State Parameters with Retarded Electron-Phonon Interaction. *Phys. Rev.* **125**, 1263–1271 (1962). URL <https://link.aps.org/doi/10.1103/PhysRev.125.1263>. Publisher: American Physical Society.
- [74] McCalla, E., Gastiasoro, M. N., Cassuto, G., Fernandes, R. M. & Leighton, C. Low-temperature specific heat of doped $\mathrm{SrTi}\{\mathrm{O}\}_{-3}$: Doping dependence of the effective mass and Kadowaki-Woods scaling violation. *Phys. Rev. Mater.* **3**, 022001 (2019). URL <https://link.aps.org/doi/10.1103/PhysRevMaterials.3.022001>. Publisher: American Physical Society.
- [75] Pop, E., Varshney, V. & Roy, A. K. Thermal properties of graphene: Fundamentals and applications. *MRS Bulletin* **37**, 1273–1281 (2012). URL <https://doi.org/10.1557/mrs.2012.203>.