

Quantum phases in spin-orbit-coupled Floquet spinor Bose gases

Yani Zhang,¹ Yuanyuan Chen,^{1,*} Hao Lyu,² and Yongping Zhang^{1,†}

¹*Department of Physics, Shanghai University, Shanghai 200444, China*

²*Quantum Systems Unit, Okinawa Institute of Science and Technology Graduate University, Onna, Okinawa 904-0495, Japan*

We propose a spin-orbit-coupled Floquet spinor Bose-Einstein condensate (BEC) which can be implemented by a Floquet engineering of quadratic Zeeman field. The Floquet spinor BEC has a Bessel-function-modulated Rabi frequency and a Floquet-induced spin-exchange interaction. Quantum phase diagram of a spin-orbit-coupled Floquet spinor BEC is investigated by considering antiferromagnetic or ferromagnetic spin-spin interactions. In comparison with a usual spin-orbit-coupled spin-1 BEC, we find that a stripe phase for antiferromagnetic interactions can exist in a large quadratic Zeeman field regime, and a new stripe phase with an experimentally favorable contrast for ferromagnetic interactions is uncovered.

I. INTRODUCTION

Ultracold neutral atoms provides a fertile playground for engineering artificial gauge fields [1–4]. Synthetic spin-orbit coupling, utilizing atomic hyperfine levels as pseudo-spins, can be realized by coupling these states via Raman lasers [5–7]. Spin-orbit-coupled Bose-Einstein condensates (BECs) open a new route in exploring exotic superfluid states and simulating topological matters [8–13]. One of interesting features is that the spin-orbit coupling modifies dispersion relation of a BEC. The spin-orbit-coupled dispersion may have multiple energy minima. Condensations into these energy minima present exotic quantum phases, such as plane-wave (PW) phase and stripe phase [14–19]. The PW phase occupies one of the minima and possesses a nonzero quasimomentum, which breaks the time-reversal symmetry [15]. The phase transition and excitations of PW states have been experimentally observed [8, 20]. The stripe phase, condensing at least two minima, represents a combination of spatial density modulation and superfluidity and is identified to have supersolid properties [21]. Realization of the stripe phase requires miscibility of the two spin components and a low Rabi frequency of the Raman lasers [19, 22]. This is quite a challenge in ⁸⁷Rb atoms experiments, since atomic interactions are insensitive to the hyperfine states [23–25]. Recently, the spin-orbit-coupling-induced stripe phase has been observed in atoms loaded into superlattices [26], in which the sub-lattice sites are treated as pseudo-spins.

A spinor BEC has more degrees of freedom and intriguing interactions which lead to a rich ground-state phase diagram [27]. A spin-orbit-coupled spin-1 BEC has been experimentally realized [28]. Quantum phases in spin-orbit-coupled spin-1 BECs depend on antiferromagnetic and ferromagnetic spin-spin interactions and show salient features [29–33]. Three different kinds of stripe phases are revealed to exist and phase transitions between different phases are so abundant that tricritical

points emerge [31, 32]. One of outstanding features is that the quadratic Zeeman field plays an important role in the existence of stripe phases. Especially, in a ferromagnetic spinor BEC, stripes appear in the limited regime of low Rabi frequency and quadratic Zeeman field [28].

On the other hand, Floquet engineering is a powerful tool in quantum physics for controlling system parameters and manipulating quantum states [34–36]. In a periodically driven system, an effective static Hamiltonian can be tailored which depends on the driving parameters. The driving could lead to dramatic changes of the system properties. Ultracold atoms provide an ideal platform for Floquet engineering due to the tunability and purity of the system, which has been used to explore artificial gauge fields, topological insulators, and soliton dynamics [37–45]. In spin-orbit-coupled ultracold atoms, a coherently periodic modulation of Raman laser intensities can produce a tunable spin-orbit coupling strength [46–48], which provides a practical way for dynamical control. A periodic modulation of Raman laser frequencies is employed to manipulate the emergence of the Dirac point in Floquet bands, thus to change band topology [49]. A shaking Raman lattice that generates high dimensional spin-orbit coupling is implemented to tune Floquet topological bands [50]. Recently, a Floquet spinor BEC has been proposed by a periodically driven quadratic Zeeman field [51]. Compared with a usual spinor BEC, the Floquet spinor BEC has an additional spin-exchange interaction which is induced by the high-frequency driving. Such an induced spin-exchange interaction can have a profound effect in ferromagnetic condensates and generate unconventional quantum phases [51].

In this paper, we study a Floquet spin-1 BEC with spin-orbit coupling. In spin-1 spin-orbit coupling experiments, three external Raman lasers are used to couple three hyperfine states and the quadratic Zeeman effect is proportional to the two-photon detunings between Raman lasers and hyperfine states [28]. We propose to drive the quadratic Zeeman effect periodically around a constant value via a periodic modulation of Raman laser frequencies. Under high-frequency driving, the spin-orbit-coupled spinor BEC is effectively described by a static

* cyuan@shu.edu.cn

† yongping11@t.shu.edu.cn

Floquet spinor BEC, in which the Rabi coupling is modulated by a Bessel function and a unique spin-exchange interaction emerges. Quantum ground phases are investigated in such a spin-orbit-coupled Floquet spinor BEC with antiferromagnetic or ferromagnetic spin-spin interactions. Our main results are the following.

(i) Due to the Bessel-function-modulated Rabi frequency, each quantum phase can exist in a broad region of the Rabi frequency. The previous studies show that the stripe phases in antiferromagnetic and ferromagnetic spinor BECs exist in a small regime of the Rabi frequency, saying $\Omega_{c1} < \Omega < \Omega_{c2}$, where Ω is the Rabi frequency and $\Omega_{c1, c2}$ are two critical values with $\Omega_{c2} - \Omega_{c1}$ being a small quantity [28, 31, 32]. In the Floquet spinor BEC, the Rabi frequency is modulated as ΩJ_0 with J_0 the zero-order Bessel function of the first kind. We find that the corresponding phases appear in $\Omega_{c1}/J_0 < \Omega < \Omega_{c2}/J_0$. Since J_0 is tunable and less than 1, the Ω region for the existence of the stripe phase is enlarged significantly. Such extension of the Rabi frequency for the stripe phases is beneficial for their experimental observations.

(ii) For antiferromagnetic interactions, the appearance of the Floquet-induced spin-exchange interaction extends the second stripe phase to broaden quadratic Zeeman field domain, which exists in an extremely narrow region of the quadratic Zeeman field in a usual spin-orbit-coupled spinor BEC.

(iii) For ferromagnetic interactions, a new stripe phase is induced by the combined effects of the Floquet-induced spin-exchange interaction and the Rabi coupling. These stripes have a very high density contrast. Their Bogoliubov excitations are identified to have two gapless Nambu-Goldstone modes.

This paper is organized as follows. In Sec. II, we present the theoretical model for a spin-orbit-coupled Floquet spinor BEC. It features the Floquet-induced spin-exchange interaction and the Bessel-function-modulated Rabi frequency. In Sec. III, phase diagram of a noninteracting spin-orbit-coupled Floquet spinor BEC is analyzed. In Sec. IV, phase diagrams in antiferromagnetic and ferromagnetic spin-spin interactions are studied separately. Finally, the conclusion follows in Sec. V.

II. MODEL

We consider an experimentally realizable spin-orbit-coupled spin-1 BEC. The spin-orbit coupling is implemented by coupling three hyperfine states with total angular momentum $F = 1$ ($m_F = 0, \pm 1$) via three Raman laser propagating along the x -axis [28]. Adjusting two-photon detunings between Raman lasers and hyperfine states to be equal can mimic an effective quadratic Zeeman field. We propose to periodically drive it by a periodic oscillation of the Raman laser frequencies. The

mean-field energy functional of the oscillating system is

$$E[\Phi] = \int d\mathbf{r} \Phi^\dagger [H_{\text{SOC}} + \xi(t)F_z^2] \Phi + \int d\mathbf{r} \Phi^\dagger \left[\frac{c_0}{2} \Phi^\dagger \Phi + \frac{c_2}{2} \Phi^\dagger \mathbf{F} \Phi \cdot \mathbf{F} \right] \Phi, \quad (1)$$

with $\Phi = (\Phi_1, \Phi_2, \Phi_3)$ being the spin-1 spinor to describe three-component wave functions. $\mathbf{F} = (F_x, F_y, F_z)$ are the spin-1 Pauli matrices. H_{SOC} is the single-particle spin-orbit-coupled Hamiltonian,

$$H_{\text{SOC}} = \left(-i \frac{\partial}{\partial x} + 2F_z \right)^2 + \varepsilon F_z^2 + \frac{\Omega}{\sqrt{2}} F_x, \quad (2)$$

where Ω is the Rabi frequency depending on the laser intensities, and ε is a constant quadratic Zeeman shift which is induced by the detunings of the Raman lasers [28]. The spin-1 spin-orbit coupling is represented by the second term in Eq. (2) with a fixed coupling strength due to the experimentally chosen gauge. In our dimensionless equations, the units of momentum, length, and energy are $\hbar k_{\text{Ram}}$, $1/k_{\text{Ram}}$, and $\hbar^2 k_{\text{Ram}}^2/2m$, respectively. Here, m is the atom mass, and $k_{\text{Ram}} = 2\pi/\lambda_{\text{Ram}}$ is the wave number of the Raman lasers with λ_{Ram} being the wavelength. The quadratic Zeeman field is periodically driven,

$$\xi(t) = \alpha \cos(\omega t), \quad (3)$$

with ω and α being the frequency and amplitude of the driving, respectively. c_0 and c_2 in Eq. (1) denote density-density and spin-spin interactions, respectively, which depend on the s -wave scattering lengths in the total spin channels. In this work, we assume a repulsive density-density interaction ($c_0 > 0$), while the spin-spin interaction c_2 can be either positive (antiferromagnetic) or negative (ferromagnetic).

For a high-frequency driving, we can derive an effective static Hamiltonian by averaging the time-dependent Hamiltonian over one modulation period [35]. We transform the system into an oscillating frame by using the transformation,

$$U(t) = \exp \left(-i \frac{\alpha}{\omega} \sin(\omega t) F_z^2 \right). \quad (4)$$

After applying the transformation $\Phi = U(t)\Psi$, resultant time oscillating terms are dropped due to the average in a period. At last, we end up with a time-independent energy functional as,

$$E[\Psi] = \int d\mathbf{r} \Psi^\dagger \left[H'_{\text{SOC}} + \frac{c_0}{2} \Psi^\dagger \Psi + \frac{c_2}{2} \Psi^\dagger \mathbf{F} \Psi \cdot \mathbf{F} \right] \Psi + c_f \int d\mathbf{r} \left(\Psi_1^\dagger \Psi_3^\dagger \Psi_2^2 + \Psi_1 \Psi_3 \Psi_2^{\dagger 2} \right). \quad (5)$$

The energy functional describes a spin-orbit-coupled Floquet spinor BEC with the spinor $\Psi = (\Psi_1, \Psi_2, \Psi_3)$. The modulated single-particle Hamiltonian is

$$H'_{\text{SOC}} = \left(-i \frac{\partial}{\partial x} + 2F_z \right)^2 + \varepsilon F_z^2 + \frac{\Omega}{\sqrt{2}} J_0 \left(\frac{\alpha}{\omega} \right) F_x. \quad (6)$$

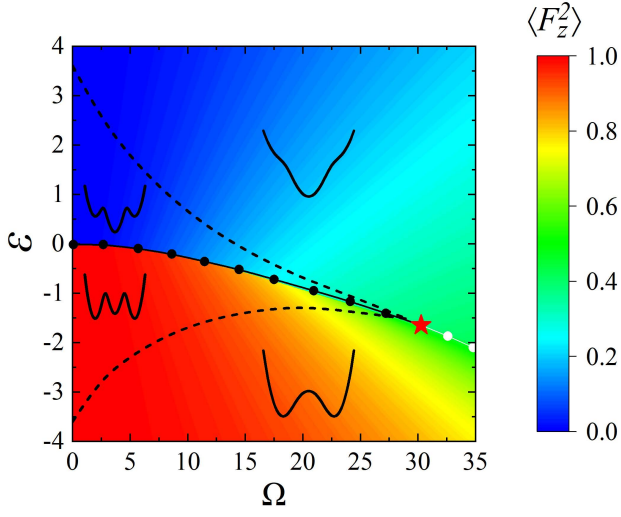


FIG. 1. Quantum ground-state phase diagram of a noninteracting spin-orbit-coupled Floquet spinor BEC in the space of the Rabi frequency Ω and the quadratic Zeeman field ε . The driving is $\alpha/\omega = 2$ ($J_0(\alpha/\omega) = 0.224$). The background corresponds to values of the tensor magnetization $\langle F_z^2 \rangle$. The black and white dotted lines represent first-order and second-order phase transitions, respectively. Below the dotted lines is the plane-wave phase, and beyond is the zero momentum phase. The red star denotes a tricritical point. Insets show the lowest bands of the single-particle dispersion. The black dashed lines separate different regions where the lowest band of the dispersion has three, two or one local energy minima.

Note that the only difference between the Floquet spin-orbit coupled Hamiltonian H'_{SOC} and the original one H_{SOC} is that the Rabi frequency is modulated by the zero-order Bessel function of the first kind $J_0(\alpha/\omega)$. The density-density and spin-spin interactions in Eq. (6) are the same as a usual spinor BEC. Nevertheless, there is a new spin-exchange interaction with the coefficient c_f which is a pure effect of Floquet modulation [51],

$$c_f = c_2 [1 - J_0(2\alpha/\omega)]. \quad (7)$$

The spin-orbit-coupled Floquet spinor BEC is reduced back to a usual spin-orbit-coupled spinor BEC if the driving disappears, i.e., $\alpha/\omega = 0$.

III. PHASE DIAGRAM OF THE NONINTERACTING SPIN-ORBIT-COUPLED FLOQUET SPINOR BEC

We study quantum phases in a spin-orbit-coupled Floquet spinor BEC. First, we analyze the single-particle phase diagram which has been addressed in Refs. [29–31]. The analysis of the single-particle phase diagram can provide an insight to ground states in the interacting system. The dispersion of H'_{SOC} can be calculated by a direct diagonalization. Depending on spin-orbit-coupling parameters, the lowest band in the dispersion may have

three, two or one local minima. Ground states choose one of minima to occupy. Therefore, a general ground-state wave function should be

$$\Psi = \sqrt{\bar{n}} e^{ikx} \begin{pmatrix} \cos \theta \cos \varphi \\ -\sin \theta \\ \cos \theta \sin \varphi \end{pmatrix}, \quad (8)$$

where $\bar{n} = N/V$, with N being the total atom number and V the volume of the system, k is the quasimomentum, and θ and φ are two parameters. By substituting Eq. (8) into Eq. (5) (with $c_0 = c_2 = 0$), we obtain the energy per particle,

$$E_k = k^2 - \left(\frac{A'_k}{54} \right)^{\frac{3}{2}} - A_k \left(\frac{2}{27A'_k} \right)^{\frac{3}{2}} + \frac{2}{3} A_0, \quad (9)$$

with

$$\begin{aligned} A_k &= 48k^2 + (\varepsilon + 4)^2 + \frac{3}{2} J_0^2 \left(\frac{\alpha}{\omega} \right) \Omega^2, \\ A'_k &= (\varepsilon + 4) A''_k + \sqrt{(\varepsilon + 4)^2 A''_k{}^2 - 4A_k^3}, \\ A''_k &= -288k^2 + 2(\varepsilon + 4)^2 + \frac{9}{2} J_0^2 \left(\frac{\alpha}{\omega} \right) \Omega^2. \end{aligned}$$

Then the quasimomentum can be determined by solving $\partial E_k / \partial k = 0$. The occupation of $k = 0$ is the zero momentum (ZM) state, and the occupation of a nonzero quasimomentum is the plane-wave (PW) state.

Fig. 1 shows ground-state phase diagram in the (Ω, ε) plane, in which the tensor magnetization $\langle F_z^2 \rangle = \cos^2 \theta$ is chosen as the order parameter. The dotted lines are the transition line between PW and ZM phases, above which is the ZM phase and below is the PW phase. We also show the lowest band of H'_{SOC} in Fig. 1. The dashed line in the ZM regime is a separation, above which the lowest band has only one minimum at $k = 0$ and below which it has three local minima but the lowest one at $k = 0$. In the PW regime, the lowest band may have three local minima or two. The separation between these two cases is demonstrated by the black dashed lines. Two dashed lines merge together with the phase transition line at the so-called tricritical point, which is labeled by the red star in Fig. 1. The location of the tricritical point can be analytically calculated from $\partial^2 E_k / \partial k^2 = 0$ and the equal energy between the PW and ZM states [30, 31]. The calculated value for the tricritical point is $(\Omega^*, \varepsilon^*) = (30.14, -1.66)$. When $\Omega < \Omega^*$ the PW-ZM transition is first-order and when $\Omega > \Omega^*$ the phase transition is second-order.

IV. PHASE DIAGRAM OF THE INTERACTING SPIN-ORBIT-COUPLED FLOQUET SPINOR BEC

For a spin-orbit-coupled spin-1 BEC, the previous works revealed ground states including PW, ZM and stripe phases and rich phase transitions between them [28, 30–32]. The single-particle spin-orbit-coupled

dispersion provides diverse arrangements of energy-minima, and interactions determine the way to condense into these minima. Since the dispersion of H'_{SOC} have three energy-minima at most, we construct ground-state wave functions as a superposition of the spinors at these minima, which can be assumed as

$$\begin{aligned} \Psi = & \sqrt{\bar{n}}C_+e^{ikx} \begin{pmatrix} \cos\theta_1 \cos\varphi \\ -\sin\theta_1 \\ \cos\theta_1 \sin\varphi \end{pmatrix} + \sqrt{\bar{n}}C_0 \begin{pmatrix} \sin\theta_2/\sqrt{2} \\ -\cos\theta_2 \\ \sin\theta_2/\sqrt{2} \end{pmatrix} \\ & + \sqrt{\bar{n}}C_-e^{-ikx} \begin{pmatrix} \cos\theta_1 \sin\varphi \\ -\sin\theta_1 \\ \cos\theta_1 \cos\varphi \end{pmatrix}. \end{aligned} \quad (10)$$

The superposition coefficients satisfy normalization condition, $|C_+|^2 + |C_0|^2 + |C_-|^2 = 1$. The spinors are the eigenstates of H'_{SOC} with the concrete parameters $\theta_{1,2}$ and φ to be specified. The second state in Eq. (10) is the spinor at $k = 0$, and the first and third ones are spinors modulated by the plane waves at $\pm k$. The symmetry of H'_{SOC} requires that the first and third states have the same θ_1 and φ . We substitute the above variational wave functions Eq. (10) into the energy functional in Eq. (5). The minimization of the resultant energy functional gives the values of parameters k , $C_{0,\pm}$, $\theta_{1,2}$ and φ . From these parameters, we can classify ground states: the ZM phase has $C_{\pm} = 0$; the PW phase has a nonzero k and $C_0 = 0$ with one of C_{\pm} being nonzero; the stripe phase requires $k \neq 0$ and at least two of $C_{\pm,0}$ are nonzero. The stripe phases can be further classified according to relative values of $C_{\pm,0}$ [31, 32]. Considering that the classification of ground states depends strongly on $C_{\pm,0}$, we use the tensor magnetization $\langle F_z^2 \rangle$ as the order parameter to identify different phases,

$$\langle F_z^2 \rangle = (|C_+|^2 + |C_-|^2) \cos^2 \theta_1 + |C_0|^2 \sin^2 \theta_2. \quad (11)$$

We find that antiferromagnetic and ferromagnetic spin-spin interactions have very different ground-state phase diagrams, which are studied separately.

A. Antiferromagnetic interactions

The antiferromagnetic interaction is $c_2 > 0$, which is typical for the ^{23}Na BEC. Fig. 2 demonstrates the phase diagram for antiferromagnetic interactions with a driving $\alpha/\omega = 2$ in the space of the quadratic Zeeman field ε and the Rabi frequency Ω . When ε is negative, the single-particle dispersion has two lowest minima locating at $\pm k_m$ [see the inset in Fig. 1], the antiferromagnetic interaction allows atoms to simultaneously occupy these two minima to form a stripe for a low Ω . This stripe phase labeled as S1 in Fig. 2 has $|C_+| = |C_-| = 1/\sqrt{2}$ and $C_0 = 0$. Using the wave functions in Eq. (10) with $C_0 = 0$ and considering the single-particle spinors at $\pm k_m$ having $\varphi = \pi/2$, we get the energy of antiferromagnetic

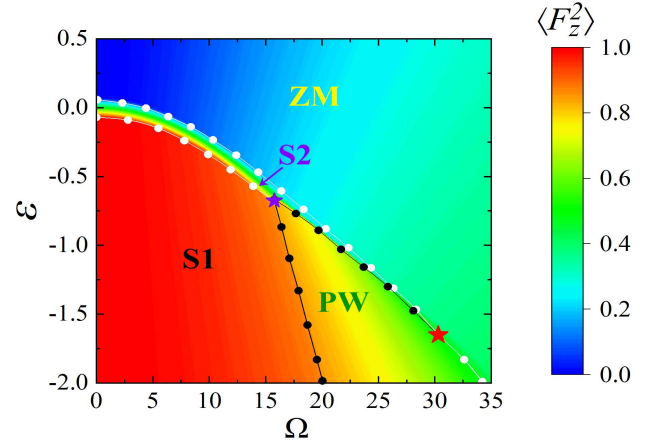


FIG. 2. Quantum ground-state phase diagram of a spin-orbit coupled Floquet spinor BEC with an antiferromagnetic spin-spin interaction ($\bar{n}c_0 = 1$ and $\bar{n}c_2 = 0.1$). The background corresponds to values of the tensor magnetization $\langle F_z^2 \rangle$ defined in Eq. (11). The black and white dotted lines represent the first-order and second-order phase transitions. The different tricritical points are denoted by the red and purple stars. The driving is $\alpha/\omega = 2$ ($J_0(\alpha/\omega) = 0.224$ and $J_0(2\alpha/\omega) = -0.397$).

interaction $\langle E \rangle_{c_2}$ and Floquet-induced spin-exchange interaction $\langle E \rangle_{c_f}$,

$$\begin{aligned} \langle E \rangle_{c_2} + \langle E \rangle_{c_f} = & \frac{c_2 \bar{n}^2}{2} \cos^4 \theta_1 + c_2 \bar{n}^2 |C_-|^2 |C_+|^2 \\ & \cdot \left[\left(1 + \frac{c_f}{c_2}\right) \sin^2(2\theta_1) - 2 \cos^4 \theta_1 \right]. \end{aligned} \quad (12)$$

For a low Ω , we have $\theta_1 \approx 0$ and the minimization of $\langle E \rangle_{c_2} + \langle E \rangle_{c_f}$ leads to $|C_+| = |C_-| = 1/\sqrt{2}$, corresponding to the S1 phase, the tensor magnetization of which is $\langle F_z^2 \rangle \approx 1$, as shown in Fig. 2. θ_1 prefers to be nonzero for a large Ω . Meanwhile, the first term $c_2 \bar{n}^2/2 \cos^4 \theta_1$ in $\langle E \rangle_{c_2} + \langle E \rangle_{c_f}$ allows θ_1 approaching to $\pi/2$ at which it is minimized, so that θ_1 can grow from zero to $\pi/2$ as Ω increases. Consequently, for a high Ω , we may have $(1 + c_f/c_2) \sin^2(2\theta_1) - 2 \cos^4 \theta_1 > 0$. Then the minimization of $\langle E \rangle_{c_2} + \langle E \rangle_{c_f}$ requires one of C_{\pm} to be zero. Even though the single-particle dispersion has two minima, the antiferromagnetic interaction chooses one of them to occupy, generating the PW phase shown in Fig. 2. The phase transition between the S1 and PW phases is first order. Physically, $\langle E \rangle_{c_2} + \langle E \rangle_{c_f}$ is proportional to $c_2 \bar{n}^2 |C_+|^2 |C_-|^2 [(1 + c_f/c_2) \langle F_x \rangle_+ \langle F_x \rangle_- + \langle F_z \rangle_+ \langle F_z \rangle_-]$, where $\langle F_x \rangle_{\pm}$ and $\langle F_z \rangle_{\pm}$ are the x and z polarization of the spinors at $\pm k_m$. The antiferromagnetic interaction generates $\langle F_z \rangle_+ \langle F_z \rangle_- < 0$ and the Rabi coupling is in favor of $\langle F_x \rangle_+ \langle F_x \rangle_- > 0$. The competition between these two effects gives rise to the S1-PW transition and we have $\langle F_z^2 \rangle < 1$ in the PW phase [see Fig. 2]. The emergence of the ZM phase in Fig. 2 is due to the fact that the lowest minimum of the single-particle dispersion lays at $k = 0$. There is a second stripe phase labeled as S2 which

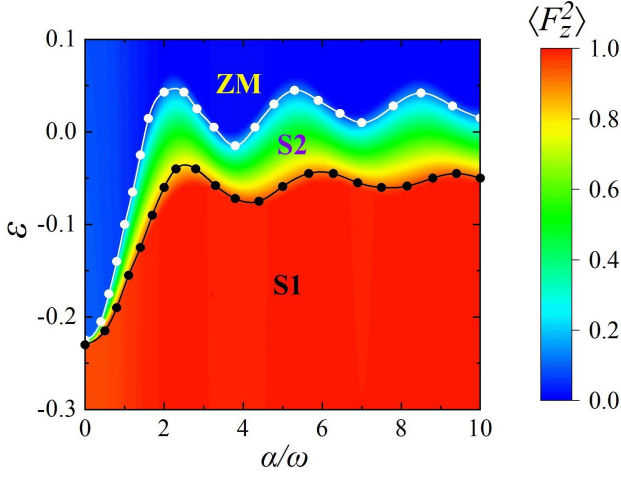


FIG. 3. Phase diagram for an antiferromagnetic interaction ($\bar{n}c_0 = 1$ and $\bar{n}c_2 = 0.1$) as a function of the driving α/ω . The Rabi frequency is $\Omega = 2$. The background corresponds to values of the tensor magnetization $\langle F_z^2 \rangle$. The black and white dotted lines represent the first-order and second-order phase transitions.

is unique only for antiferromagnetic interactions. The S2 phase is featured with $|C_-| = |C_+| \neq 0, |C_0| \neq 0$ and $\Theta \equiv \arg(C_-) + \arg(C_+) - 2\arg(C_0) = \pi$.

At first glance, the phase diagram shown in Fig. 2 is similar to that of a usual spin-orbit-coupled BEC demonstrated in Refs. [31, 32] (i.e., Fig. 1(a) in [31] and Fig. 1 in [32]). There are two tricritical points represented by stars in Fig. 2. The first (second) order phase transitions between different phases are shown by black-dotted (white-dotted) lines. However, there are two new features in our system. (i) All phases exist in a broadened region of the Rabi frequency. This is a straightforward consequence of the Bessel-function modulation ΩJ_0 . (ii) The existence of the S2 phase is also extended in the ε domain. In the usual spin-orbit-coupled antiferromagnetic BEC the S2 phase exists in an extremely narrow region of ε (see Fig. 1(a) in [31] and Fig. 1 in [32]). Our Floquet system has a large extension, which benefits from the Floquet-induced interaction.

To reveal the extension of the stripe regions more clearly, we study the phase diagram as a function of the driving α/ω . The results are shown in Fig. 3 for $\Omega = 2$. It is clear from the figure that without the driving ($\alpha/\omega = 0$) the S2 phase exists in a extremely narrow region of ε . This gives rise to a challenge for its experimental implementations. The upper boundary of the S2 phase corresponds to the degeneracy of three minima of the single-particle dispersion, i.e., $E_{-k_m} = E_{k=0} = E_{k_m}$, and beyond the boundary $E_{k=0}$ becomes the lowest one such that ground state is the ZM phase. Below the boundary, we have $E_{-k_m} = E_{k_m} < E_{k=0}$. For a low Ω , the spinors at $\pm k_m$ have $\theta_1 = 0, \varphi = \pi/2$ and the spinor at $k = 0$ has $\theta_2 = 0$. The general wave function

becomes

$$\Psi = \sqrt{\bar{n}} \begin{pmatrix} C_- e^{-ikx} \\ -C_0 \\ C_+ e^{ikx} \end{pmatrix}, \quad (13)$$

which is a good approximation for a low Ω . By using Eq. (13), we find that the antiferromagnetic energy can be minimized as $\langle E \rangle_{c_2} = 0$ in both the S1 phase ($|C_\pm| = 1/\sqrt{2}, C_0 = 0$) and the S2 phase ($|C_-| = |C_+| < 1/\sqrt{2}, C_0 \neq 0, \Theta = \pi$). However, the S2 phase is not a minimization of the quadratic Zeeman energy $\langle E \rangle_\varepsilon = \varepsilon \bar{n}(|C_-|^2 + |C_+|^2)$ for $\varepsilon < 0$, so that the ground state is the S1 phase. A dominant Rabi frequency Ω causes a small deviation θ_1 from 0, i.e., $\theta_1 = \delta\theta$, where $\delta\theta > 0$ is a very small quantity. This term leads to $\langle E \rangle_{c_2} = 8c_2\bar{n}^2|C_+|^4(\delta\theta)^2$ for both the S1 and S2 phases. Considering the S1 phase with $|C_+|^2 = 1/2$ and the S2 phase with $|C_+|^2 < 1/2$, this extra antiferromagnetic energy prefers the S2 phase as the ground state if the quadratic Zeeman energy is weak. If the quadratic Zeeman energy exceeds this extra energy, the S1 phase is back as the ground state. Since the extra energy is a small quantity of second order, the S2 ground state exists in a very small ε domain.

In the presence of the driving, the region of the S2 phase is dramatically extended around $\varepsilon = 0$ [see Fig. 3]. The upward shift of the region is due to the Bessel-function-modulated Rabi frequency. As the driving α/ω increasing from 0, $\Omega J_0(\alpha/\omega)$ decreases towards zero. As shown in Fig. 2, for a small Ω , the S2 phase locates around $\varepsilon = 0$. The dramatic expansion of the existence area is the consequence of the Floquet-induced spin-exchange interaction. The S2 phase can greatly minimize the spin-exchange-interaction energy, which can be easily seen from the approximate wave function for a low Ω in Eq. (13). With the wave function, the spin-exchange-interaction energy becomes $\langle E \rangle_{c_f} = 2c_f\bar{n}^2|C_-||C_+||C_0|^2 \cos(\Theta)$. The S2 phase, having $0 < |C_-| = |C_+| < 1/\sqrt{2}$ and $\Theta = \pi$, makes the spin-exchange energy minimized. Other phases, such as the ZM phase ($C_0 = 1$), the PW phase ($C_0 = 0, |C_+| + |C_-| = 1$), and the S1 phase ($C_0 = 0, |C_\pm| = 1/\sqrt{2}$), lead to $\langle E \rangle_{c_f} = 0$, so that the Floquet-induced spin-exchange energy cannot be minimized. Meanwhile, the S2 phase also minimizes the antiferromagnetic interaction energy, $\langle E \rangle_{c_2} = c_2\bar{n}^2/2(|C_-|^2 - |C_+|^2)^2 + c_2\bar{n}^2[|C_-|^2|C_0|^2 + |C_+|^2|C_0|^2 + 2|C_-||C_+||C_0|^2 \cos(\Theta)] = 0$. The only obstacle for the existence of the S2 phase is the quadratic Zeeman energy $\langle E \rangle_\varepsilon = \varepsilon \bar{n}(|C_-|^2 + |C_+|^2)$. If $\varepsilon > 0$, the quadratic Zeeman energy prefers the ZM phase and when $\varepsilon < 0$ it prefers the S1 phase. Therefore, the competition between the Floquet-induced spin-exchange interaction and the quadratic Zeeman field leads to the existence region for the S2 phase which is dramatically extended in comparison with the usual case with $\alpha/\omega = 0$. The S2-ZM (white-dotted) and S2-S1 (black-dotted) transition lines oscillate as a function of α/ω . It is noted that the maxima of the transition lines correspond to the zeros of

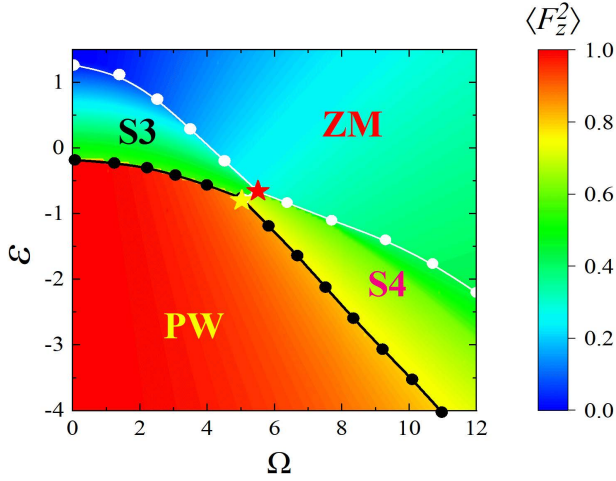


FIG. 4. Quantum ground-state phase diagram of a spin-orbit coupled Floquet spinor BEC with a ferromagnetic spin-spin interaction $\bar{n}c_0 = 1$ and $\bar{n}c_2 = -0.5$. The background corresponds to values of the tensor magnetization $\langle F_z^2 \rangle$. The black and white dotted lines represent the first-order and second-order phase transitions. The different tricritical points are denoted by red and yellow stars. The driving is $\alpha/\omega = 1.6$ ($J_0(\alpha/\omega) = 0.455$ and $J_0(2\alpha/\omega) = -0.320$).

$J_0(\alpha/\omega)$, therefore the oscillations come from $\Omega J_0(\alpha/\omega)$. It is also interesting that without the driving the S2 phase always exists in the negative ε area, but with the driving it can exist even in positive ε areas.

B. Ferromagnetic interactions

The ferromagnetic interaction is $c_2 < 0$. We consider $c_2/c_0 = -0.5$, which is typical of ^7Li atoms [32]. Fig. 4 demonstrates the phase diagram for ferromagnetic interactions with a driving $\alpha/\omega = 1.6$. In the low Ω region, there is a third stripe phase, which is labeled as S3 in Fig. 4. It has $|C_-| = |C_+| \neq 0, |C_0| \neq 0$, and $\Theta = 0$. Using the approximate wave function in Eq. (13), we know that the S3 phase only minimizes the second term in the ferromagnetic interaction energy $\langle E \rangle_{c_2} = c_2 \bar{n}^2/2(|C_-|^2 - |C_+|^2)^2 + c_2 \bar{n}^2[|C_-|^2|C_0|^2 + |C_+|^2|C_0|^2 + 2|C_-||C_+||C_0|^2 \cos(\Theta)]$ ($c_2 < 0$) and it cannot minimize the first term $c_2 \bar{n}^2/2(|C_-|^2 - |C_+|^2)^2$ which is minimized by the PW phase. With the effect of the quadratic Zeeman field, the S3, PW and ZM phases are distributed in the way shown in Fig. 4. These three phases are similar to the previous studies [31, 32] (i.e., Fig. 1(b) in [31] and Fig. 2 in [32]), but with an outstanding feature that every phase exists in a broaden region of Ω due to the Bessel-function modulation.

Different from the case of $\alpha/\omega = 0$ in Refs. [28, 31, 32], we find in the Floquet spinor BEC that there exists a new stripe phase, which is labeled as S4. The S4 phase locates inside the region where the single-particle dispersion has two energy minima at $\pm k_m$, and they are equally occu-

pied by the S4 phase with $|C_{\pm}| = 1/\sqrt{2}$ and $C_0 = 0$. This condition is exactly same to the S1 phase with antiferromagnetic interactions. Nevertheless, the S1 phase exists in the low Ω region [see Fig. 2] while the S4 phase is in the high Ω region [see Fig. 4]. Such a difference of existence region related to Ω brings new features to the S4 phase. With $C_0 = 0$, the minimization of the ferromagnetic energy and the Floquet-induced energy demonstrated in Eq. (12) leads to $|C_-| = 0$ or $|C_+| = 0$ for low Ω ($\theta_1 \approx 0$). In this case, the ground state is the PW phase with $\langle F_z^2 \rangle \approx 1$, as shown in Fig. 4. For a high Ω , one may have $\theta_1 \neq 0$ and $(1 + c_f/c_2) \sin^2(2\theta_1) - 2 \cos^4 \theta_1 > 0$. The minimization of $\langle E \rangle_{c_2} + \langle E \rangle_{c_f}$ requires $|C_{\pm}| = 1/\sqrt{2}$, so that the ground state is the S4 phase. Due to the existence of the S4 phase, there are two tricritical points labeled by stars in Fig. 4.

We want to emphasize that without the driving ($c_f = 0$) the S4 phase cannot exist [28, 31, 32]. In absence of the driving, Eq. (12) becomes $\langle E \rangle_{c_2} = c_2 \bar{n}^2/2 \cos^4 \theta_1 + c_2 \bar{n}^2 |C_-|^2 |C_+|^2 [\sin^2(2\theta_1) - 2 \cos^4 \theta_1]$. For $c_2 < 0$, the first term $c_2 \bar{n}^2/2 \cos^4 \theta_1$ prefers $\theta_1 = 0$. According to the second term, the realization of the S4 phase needs a nonzero θ_1 satisfying $\sin^2(2\theta_1) - 2 \cos^4 \theta_1 > 0$, which can be achieved by increasing the Rabi frequency. Besides, the negative Rabi coupling energy is also beneficial for lowering the total energy. However, the single-particle dispersion with a large Ω will have the energy minimum at $k = 0$ lower than the energy minima at $k = \pm k_m$ and the ground state prefers the ZM phase. Thus, there is no way for the S4 phase to exist. The Floquet-induced interaction has the nature of spin-exchange. It has two ef-

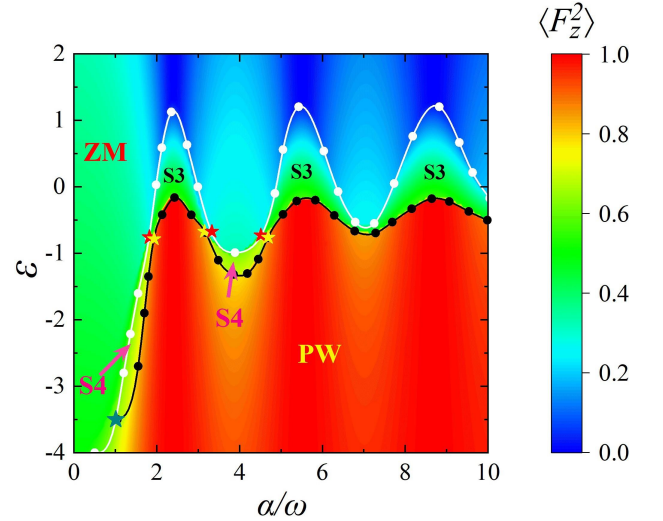


FIG. 5. Phase diagram in a ferromagnetic interaction ($\bar{n}c_0 = 1$ and $\bar{n}c_2 = -0.5$) as a function of the driving α/ω . The Rabi frequency is $\Omega = 8$. The background corresponds to values of the tensor magnetization $\langle F_z^2 \rangle$. The black and white dotted lines represent the first-order and second-order phase transitions. The different tricritical points are denoted by red and yellow stars.

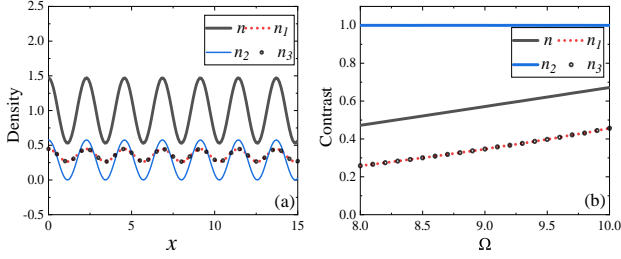


FIG. 6. Profiles of the S4 phase in a ferromagnetic interaction ($\bar{n}c_0 = 1$ and $\bar{n}c_2 = -0.5$). The driving is $\alpha/\omega = 1.6$ ($J_0(\alpha/\omega) = 0.455$ and $J_0(2\alpha/\omega) = -0.320$). The quadratic Zeeman field is $\varepsilon = -2$. (a) Spatial density distributions, $n_i = |\Psi_i|^2$, and n the total density $n = n_1 + n_2 + n_3$. The Rabi frequency is $\Omega = 8$. (b) The contrast $(n_{\max} - n_{\min})/(n_{\max} + n_{\min})$ as a function of Ω .

fects: the spin-exchange interaction causes a direct competition with the first term since it prefers $\theta_1 = \pi/4$ so that three components having equal populations in each spinor; according to Eq. (12), the S4 phase requires $(1 + c_f/c_2) \sin^2(2\theta_1) - 2\cos^4\theta_1 > 0$, and the positive c_f/c_2 as a prefactor also increases the possibility for θ_1 satisfying the requirement. Therefore, combined effects of the Rabi coupling and the Floquet-induced interaction makes the possible existence of the S4 phase.

In order to know how the S4 phase emerges in the presence of the driving, we analyze the phase diagram as a function of the driving α/ω , which is demonstrated in Fig. 5. The Rabi frequency is fixed as $\Omega = 8$. For $\alpha/\omega = 0$, the ground state is the ZM phase, as shown by the focused area of ε in Fig. 5, which is consistent with the results in Refs. [28, 31, 32]. As α/ω increasing, the S3, S4 and PW phases appear and have an interesting distribution shown in Fig. 5. Transition (white-dotted and back-dotted) lines have an oscillating behavior with the maxima matching with the zeros of $J_0(\alpha/\omega)$. The S3 and S4 phases locate between two transition lines. Furthermore, the S4 phase exists in limited regions. The changing of α/ω is equivalent to scan Ω . A high α/ω leads to $\Omega J_0(\alpha/\omega)$ confining around 0. According to Fig. 4, the ground state around $\Omega = 0$ is the S3 phase. Therefore, for a high α/ω there is no S4 phase anymore [see Fig. 5].

In Fig. 6(a), we show density distributions $n_i = |\Psi_i|^2$ of a typical S4 state. The outstanding feature is that the second component n_2 is comparable with other components $n_1 = n_3$. This is completely different from the S1 phase with antiferromagnetic interactions, where $n_2 \ll n_1 = n_3$. This is due to the low Ω region for the S1 phase. For a low Ω , the spinors at $\pm k_m$ can be physically approximated as $e^{ik_mx}(\delta^2, \delta, 1)^T$ and $e^{-ik_mx}(1, \delta, \delta^2)^T$ respectively, where δ is a small quantity. The S1 phase is an equal superposition of the two spinors and we have $n_1 = n_3 = 1 + 2\delta^2 \cos(2k_mx)$ and $n_2 = 4\delta^2 \cos^2(k_mx)$. Therefore, the S1 phase has $n_2 \ll n_1 = n_3$ and a very low contrast for n_1 and n_2 which is proportional to a small quantity of second order. The contrast is defined as $(n_{\max} - n_{\min})/(n_{\max} + n_{\min})$ with n_{\max} (n_{\min}) the den-

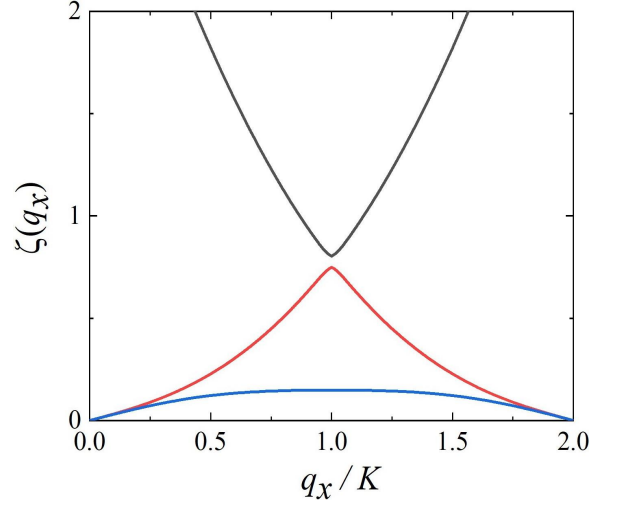


FIG. 7. Bogoliubov excitation spectrum $\zeta(q_x)$ of a typical S4 state. The parameters are $\bar{n}c_0 = 1$, $\bar{n}c_2 = -0.5$, $\Omega = 7$ and $\varepsilon = -1.1$. The lowest two bands are gapless corresponding to two Nambu-Goldstone modes.

sity maximum (minimum). The low contrast of the S1 phase is unfavorable for experimental observations. However, the S4 phase with ferromagnetic interactions exists in the high Ω region, and with the further help from the Floquet-induced spin-exchange, δ is not a small quantity anymore. Therefore, the contrast of n_1 and n_3 is obviously high for the S4 phase. The excellence of the second component is that its contrast is always maximized (which is equal to one). The dominated occupation in the second component makes it perfect for directly experimental observations. In Fig. 6(b), we show the contrast in the full Ω region. The contrast of n_1 and n_3 increases with the increase of Ω , and it is always one as expected for the second component n_2 .

A closely related study of ground states is their elementary excitations. Excitation spectrum of each phase in usual spin-orbit-coupled spin-1 BECs has been investigated [30, 31, 33]. The new S4 phase only exists in Floquet spinor BECs and we study its Bogoliubov excitation. The stripe wave function ansatz in Eq. (10) only includes low-order plane waves. It has been known that such ansatz cannot precisely capture Bogoliubov excitation and high-order planes waves should be involved [21, 23, 52–54]. Therefore, we use the ansatz with high-order modes [33],

$$\Psi = \sqrt{\bar{n}} \sum_{j=-L}^L e^{ijKx} \begin{pmatrix} \varphi_1^{(j)} \\ \varphi_2^{(j)} \\ \varphi_3^{(j)} \end{pmatrix}, \quad (14)$$

with the normalization condition $\sum_{\sigma,j} |\varphi_{\sigma}^{(j)}|^2 = 1$. Here, L is the cutoff of plane waves, and K relates to the period of the stripes. Spinors $(\varphi_1^{(j)}, \varphi_2^{(j)}, \varphi_3^{(j)})^T$ and K are determined by minimizing the energy function in Eq. (5) using Eq. (14). In the S4 phase parameter region, we first get

the stripe wave function by the minimization procedures, and then we use the ground state to solve Bogoliubov-de Gennes equation to get the elementary excitation energy ζ [33]. A typical excitation spectrum $\zeta(q_x)$, i.e., the relation between excitation energy ζ and excitation quasi-momentum q_x , is demonstrated in Fig. 7, in which only three lowest bands are shown. The size of Brillouin zone is $2K$ which means that the period of stripes is π/K . The lowest two bands are gapless, corresponding to two Nambu-Goldstone modes. The physical origin of these two gapless modes is that stripes spontaneously break the continuously translational symmetry and gauge symmetry [21].

V. CONCLUSION

Spin-orbit-coupled spin-1 BECs have been realized in experiments. Based on the experimental platform, we propose a spin-orbit-coupled Floquet spinor BEC by periodically driving the quadratic Zeeman field with a high-frequency. In the Floquet spinor BEC, the Rabi frequency is modulated by a Bessel function and a Floquet-induced spin-exchange interaction emerges. We study quantum ground-state phase diagram of a spin-orbit-coupled Floquet spinor BEC considering antiferromag-

netic and ferromagnetic spin-spin interactions separately. A general result is that due to the Bessel-function modulation, every phase in diagram can exist in a broadened Rabi frequency region. For antiferromagnetic interactions, we find that the existence of a stripe phase can be dramatically extended in the ε domain due to the Floquet-induced spin-exchange interaction. For ferromagnetic interactions, a new stripe phase is revealed, and its features, including high contrast and Bogoliubov excitations, are identified. In all previous studies of spin-1/2 and spin-1 spin-orbit-coupled BECs, stripes have a very low contrast, since they exist in low Ω regime and the contrast is proportional to the Rabi frequency Ω [23]. The new stripe phase in the Floquet spinor BEC exists in high Ω region and its high contrast is in favor of experimental observations.

ACKNOWLEDGMENTS

We appreciate Prof. Peter Engels for stimulating discussions. This work is supported by the National Natural Science Foundation of China with Grants No. 11974235 and No. 11774219. H.L acknowledges supports from Okinawa Institute of Science and Technology Graduate University.

-
- [1] N. Goldman, G. Juzeliūnas, P. Öhberg, and I. B. Spielman, Light-induced gauge fields for ultracold atoms, *Rep. Prog. Phys.* **77**, 126401 (2014).
 - [2] V. Galitski and I. B. Spielman, Spin-orbit coupling in quantum gases, *Nature* **494**, 49 (2013).
 - [3] H. Zhai, Degenerate quantum gases with spin-orbit coupling: a review, *Rep. Prog. Phys.* **78**, 026001 (2015).
 - [4] Y. Zhang, M. E. Mossman, T. Busch, P. Engels, and C. Zhang, Properties of spin-orbit-coupled Bose-Einstein condensates, *Front. Phys.* **11**, 118103 (2016).
 - [5] Y.-J. Lin, K. Jiménez-García, and I. B. Spielman, Spin-orbit-coupled Bose-Einstein condensates, *Nature* **471**, 83 (2011).
 - [6] P. Wang, Z.-Q. Yu, Z. Fu, J. Miao, L. Huang, S. Chai, H. Zhai, and J. Zhang, Spin-Orbit Coupled Degenerate Fermi Gases, *Phys. Rev. Lett.* **109**, 095301 (2012).
 - [7] L. W. Cheuk, A. T. Sommer, Z. Hadzibabic, T. Yefsah, W. S. Bakr, and M. W. Zwierlein, Spin-Injection Spectroscopy of a Spin-Orbit Coupled Fermi Gas, *Phys. Rev. Lett.* **109**, 095302 (2012).
 - [8] S.-C. Ji, L. Zhang, X.-T. Xu, Z. Wu, Y. Deng, S. Chen, and J.-W. Pan, Softening of roton and phonon modes in a Bose-Einstein condensate with spin-orbit coupling, *Phys. Rev. Lett.* **114**, 105301 (2015).
 - [9] Z. Wu, L. Zhang, W. Sun, X.-T. Xu, B.-Z. Wang, S.-C. Ji, Y. Deng, S. Chen, X.-J. Liu, and J.-W. Pan, Realization of two-dimensional spin-orbit coupling for Bose-Einstein condensates, *Science* **354**, 83 (2016).
 - [10] L. Huang, Z. Meng, P. Wang, P. Peng, S.-L. Zhang, L. Chen, D. Li, Q. Zhou, and J. Zhang, Experimental realization of two-dimensional synthetic spin-orbit coupling in ultracold Fermi gases, *Nat. Phys.* **12**, 540 (2016).
 - [11] M. E. Mossman, J. Hou, X.-W. Luo, C. Zhang, and P. Engels, Experimental realization of a non-magnetic one-way spin switch, *Nat. Commun.* **10**, 3381 (2019).
 - [12] A. Valdés-Curiel, D. Trypogeorgos, Q.-Y. Liang, R. P. Anderson, and I. B. Spielman, Topological features without a lattice in Rashba spin-orbit coupled atoms, *Nat. Commun.* **12**, 593 (2021).
 - [13] A. Frölian, C. S. Chisholm, E. Neri, C. R. Cabrera, R. Ramos, A. Celi, and L. Tarruell, Realizing a 1D topological gauge theory in an optically dressed BEC, *Nature* **608**, 293 (2022).
 - [14] C. Wang, C. Gao, C.-M. Jian, and H. Zhai, Spin-Orbit Coupled Spinor Bose-Einstein Condensates, *Phys. Rev. Lett.* **105**, 160403 (2010).
 - [15] C. Wu, I. Mondragon-Shem, and X.-F. Zhou, Unconventional Bose-Einstein Condensations from Spin-Orbit Coupling, *Chin. Phys. Lett.* **28**, 097102 (2011).
 - [16] T.-L. Ho and S. Zhang, Bose-Einstein Condensates with Spin-Orbit Interaction, *Phys. Rev. Lett.* **107**, 150403 (2011).
 - [17] H. Hu, B. Ramachandhran, H. Pu, and X.-J. Liu, Spin-orbit coupled weakly interacting Bose-Einstein condensates in harmonic traps, *Phys. Rev. Lett.* **108**, 010402 (2012).
 - [18] Y. Zhang, L. Mao, and C. Zhang, Mean-field dynamics of spin-orbit coupled Bose-Einstein condensates, *Phys. Rev. Lett.* **108**, 035302 (2012).
 - [19] Y. Li, L. P. Pitaevskii, and S. Stringari, Quantum Tricriticality and Phase Transitions in Spin-Orbit Coupled Bose-Einstein Condensates, *Phys. Rev. Lett.* **108**, 225301 (2012).

- (2012).
- [20] M. A. Khamsehchi, Y. Zhang, C. Hamner, T. Busch, and P. Engels, Measurement of collective excitations in a spin-orbit-coupled bose-einstein condensate, *Phys. Rev. A* **90**, 063624 (2014).
 - [21] Y. Li, G. I. Martone, L. P. Pitaevskii, and S. Stringari, Superstripes and the Excitation Spectrum of a Spin-Orbit-Coupled Bose-Einstein Condensate, *Phys. Rev. Lett.* **110**, 235302 (2013).
 - [22] W. Zheng, Z.-Q. Yu, X. Cui, and H. Zhai, Properties of bose gases with the raman-induced spin-orbit coupling, *Phys. Rev. A* **46**, 134007 (2013).
 - [23] G. I. Martone, Y. Li, and S. Stringari, Approach for making visible and stable stripes in a spin-orbit-coupled bose-einstein superfluid, *Phys. Rev. A* **90**, 041604 (2014).
 - [24] X.-W. Luo and C. Zhang, Tunable spin-orbit coupling and magnetic superstripe phase in a bose-einstein condensate, *Phys. Rev. A* **100**, 063606 (2019).
 - [25] T. M. Bersano, J. Hou, S. Mossman, V. Gokhroo, X.-W. Luo, K. Sun, C. Zhang, and P. Engels, Experimental realization of a long-lived striped bose-einstein condensate induced by momentum-space hopping, *Phys. Rev. A* **99**, 051602 (2019).
 - [26] J.-R. Li, J. Lee, W. Huang, S. Burchesky, B. Shteynas, F. Ç. Top, A. O. Jamison, and W. Ketterle, A stripe phase with supersolid properties in spin-orbit-coupled Bose-Einstein condensates, *Nature* **543**, 91 (2017).
 - [27] D. M. Stamper-Kurn and M. Ueda, Spinor Bose gases: Symmetries, magnetism, and quantum dynamics, *Rev. Mod. Phys.* **85**, 1191 (2013).
 - [28] D. L. Campbell, R. M. Price, A. Putra, A. Valdés-Curiel, D. Trypogeorgos, and I. B. Spielman, Magnetic phases of spin-1 spin-orbit-coupled Bose gases, *Nat. Commun.* **7**, 10897 (2016).
 - [29] Z. Lan and P. Öhberg, Raman-dressed spin-1 spin-orbit-coupled quantum gas, *Phys. Rev. A* **89**, 023630 (2014).
 - [30] K. Sun, C. Qu, Y. Xu, Y. Zhang, and C. Zhang, Interacting spin-orbit-coupled spin-1 Bose-Einstein condensates, *Phys. Rev. A* **93**, 023615 (2016).
 - [31] Z.-Q. Yu, Phase transitions and elementary excitations in spin-1 Bose gases with Raman-induced spin-orbit coupling, *Phys. Rev. A* **93**, 033648 (2016).
 - [32] G. I. Martone, F. V. Pepe, P. Facchi, S. Pascasio, and S. Stringari, Tricriticalities and Quantum Phases in Spin-Orbit-Coupled Spin-1 Bose Gases, *Phys. Rev. Lett.* **117**, 125301 (2016).
 - [33] Y. Chen, H. Lyu, Y. Xu, and Y. Zhang, Elementary excitations in a spin-orbit-coupled spin-1 Bose-Einstein condensate, *New J. Phys.* **24**, 073041 (2022).
 - [34] M. Bukov, L. D'Alessio, and A. Polkovnikov, Universal high-frequency behavior of periodically driven systems: from dynamical stabilization to Floquet engineering, *Adv. Phys.* **64**, 139 (2015).
 - [35] A. Eckardt, Colloquium: Atomic quantum gases in periodically driven optical lattices, *Rev. Mod. Phys.* **89**, 011004 (2017).
 - [36] T. Oka and S. Kitamura, Floquet Engineering of Quantum Materials, *Annu. Rev. Condens. Matter Phys.* **10**, 387 (2019).
 - [37] G. Jotzu, M. Messer, R. Desbuquois, M. Lebrat, T. Uehlinger, D. Greif, and T. Esslinger, Experimental realization of the topological haldane model with ultracold fermions, *Nature* **515**, 237 (2014).
 - [38] J. Struck, J. Simonet, and K. Sengstock, Spin-orbit coupling in periodically driven optical lattices, *Phys. Rev. A* **90**, 031601 (2014).
 - [39] N. Goldman and J. Dalibard, Periodically Driven Quantum Systems: Effective Hamiltonians and Engineered Gauge Fields, *Phys. Rev. X* **4**, 031027 (2014).
 - [40] N. Fläschner, B. S. Rem, M. Tarnowski, D. Vogel, D.-S. Lühmann, K. Sengstock, and C. Weitenberg, Experimental reconstruction of the Berry curvature in a Floquet Bloch band, *Science* **352**, 1091 (2016).
 - [41] L.-C. Ha, L. W. Clark, C. V. Parker, B. M. Anderson, and C. Chin, Roton-Maxon Excitation Spectrum of Bose Condensates in a Shaken Optical Lattice, *Phys. Rev. Lett.* **114**, 055301 (2015).
 - [42] C. Schweizer, F. Grusdt, M. Berngruber, L. Barbiero, E. Demler, N. Goldman, I. Bloch, and M. Aidelsburger, Floquet approach to Z2 lattice gauge theories with ultracold atoms in optical lattices, *Nat. Phys.* **15**, 1168 (2019).
 - [43] K. Wintersperger, C. Braun, F. N. Ünal, A. Eckardt, M. D. Liberto, N. Goldman, I. Bloch, and M. Aidelsburger, Realization of an anomalous Floquet topological system with ultracold atoms, *Nat. Phys.* **16**, 1058 (2020).
 - [44] M. Mitchell, A. Di Carli, G. Sinuco-León, A. La Rooij, S. Kuhr, and E. Haller, Floquet Solitons and Dynamics of Periodically Driven Matter Waves with Negative Effective Mass, *Phys. Rev. Lett.* **127**, 243603 (2021).
 - [45] M. Lu, G. H. Reid, A. R. Fritsch, A. M. Piñeiro, and I. B. Spielman, Floquet Engineering Topological Dirac Bands, *Phys. Rev. Lett.* **129**, 040402 (2022).
 - [46] Y. Zhang, G. Chen, and C. Zhang, Tunable Spin-orbit Coupling and Quantum Phase Transition in a Trapped Bose-Einstein Condensate, *Sci. Rep.* **3**, 1937 (2013).
 - [47] K. Jiménez-García, L. J. LeBlanc, R. A. Williams, M. C. Beeler, C. Qu, M. Gong, C. Zhang, and I. B. Spielman, Tunable Spin-Orbit Coupling via Strong Driving in Ultracold-Atom Systems, *Phys. Rev. Lett.* **114**, 125301 (2015).
 - [48] J. M. Gomez Llorente and J. Plata, Periodic driving control of Raman-induced spin-orbit coupling in Bose-Einstein condensates: The heating mechanisms, *Phys. Rev. A* **93**, 063633 (2016).
 - [49] L. Huang, P. Peng, D. Li, Z. Meng, L. Chen, C. Qu, P. Wang, C. Zhang, and J. Zhang, Observation of floquet bands in driven spin-orbit-coupled fermi gases, *Phys. Rev. A* **98**, 013615 (2018).
 - [50] J.-Y. Zhang, C.-R. Yi, L. Zhang, R.-H. Jiao, K.-Y. Shi, H. Yuan, W. Zhang, X.-J. Liu, S. Chen, and J.-W. Pan, Tuning anomalous floquet topological bands with ultracold atoms, *Phys. Rev. Lett.* **130**, 043201 (2023).
 - [51] K. Fujimoto and S. Uchino, Floquet spinor Bose gases, *Phys. Rev. Res.* **1**, 033132 (2019).
 - [52] X.-L. Chen, J. Wang, Y. Li, X.-J. Liu, and H. Hu, Quantum depletion and superfluid density of a supersolid in raman spin-orbit-coupled bose gases, *Phys. Rev. A* **98**, 013614 (2018).
 - [53] H. Lyu and Y. Zhang, Spin-orbit-coupling-assisted roton softening and superstripes in a rydberg-dressed bose-einstein condensate, *Phys. Rev. A* **102**, 023327 (2020).
 - [54] G.-Q. Li, X.-W. Luo, J. Hou, and C. Zhang, Pseudogoldstone excitations in a striped bose-einstein condensate, *Phys. Rev. A* **104**, 023311 (2021).