

Supermassive black holes in UCDs formed from the nuclei of disrupted galaxies

Rebecca J. Mayes,¹★ Michael. J. Drinkwater,¹ Joel Pfeffer,² Holger Baumgardt,¹

¹*School of Mathematics and Physics, University of Queensland, Brisbane, QLD 4072, Australia*

²*International Centre for Radio Astronomy Research (ICRAR), M468, University of Western Australia, 35 Stirling Hwy, Crawley, WA 6009, Australia*

Accepted XXX. Received YYY; in original form ZZZ

ABSTRACT

We use the hydrodynamic EAGLE simulation to predict the numbers and masses of supermassive black holes in stripped nuclei and compare these to confirmed measurements of black holes in observed UCDs. We find that black holes in stripped nuclei are consistent with the numbers and masses of those in observed UCDs. Approximately 50 per cent of stripped nuclei with $M > 2 \times 10^6 M_\odot$ should contain supermassive black holes. We further calculate a mass elevation ratio, Ψ of the population of simulated stripped nuclei of $\Psi_{sim} = 1.51^{+0.06}_{-0.04}$ for $M > 10^7 M_\odot$ stripped nuclei, consistent with that of observed UCDs which have $\Psi_{obs} = 1.7 \pm 0.2$ above $M > 10^7 M_\odot$. We also find that the mass elevation ratios of stripped nuclei with supermassive black holes can explain the observed number of UCDs with elevated mass-to-light ratios. Finally, we predict the relative number of massive black holes in stripped nuclei and galaxy nuclei and find that stripped nuclei should increase the number of black holes in galaxy clusters by 30 – 100 per cent, depending on the black hole occupation fraction of low-mass galaxies. We conclude that the population of supermassive black holes in UCDs represents a large and unaccounted-for portion of supermassive black holes in galaxy clusters.

Key words: methods: numerical – galaxies: dwarf – galaxies: formation – galaxies: interactions – galaxies: nuclei – quasars: supermassive black holes

1 INTRODUCTION

Ultra-compact dwarf galaxies (UCDs) are a class of galaxies that are intermediate in size and brightness between dwarf galaxies and globular clusters (Mieske & Kroupa 2008; Voggel et al. 2016). UCDs were first discovered around the end of the 20th century in spectroscopic surveys of the Fornax cluster (Hilker et al. 1999; Drinkwater et al. 2000) and have since been discovered in other clusters, (Mieske et al. 2009; Chiboucas et al. 2011; Zhang et al. 2015; Liu et al. 2020), in galaxy groups (Evstigneeva et al. 2007b; Da Rocha et al. 2011; Madrid & Donzelli 2013; De Bórtoli et al. 2020) and around relatively isolated galaxies (Hau et al. 2009; Norris & Kannappan 2011). Generally, UCDs are more common in clusters than groups (Evstigneeva et al. 2007a) and the general field (Liske et al. 2006).

The method by which UCDs form is a matter of some debate, and there are a variety of competing formation theories. The two main scenarios are that they are either (1) High mass globular clusters or (2) that they are the nuclei of disrupted dwarf galaxies.

In the first scenario, they would be the high-mass end of the

globular cluster mass-function around galaxies with rich GC systems (Mieske et al. 2002, 2012).

In the second scenario, they are the compact nuclei of dwarf galaxies that underwent galaxy threshing leaving only the nucleus remaining (Bassino et al. 1994; Bekki et al. 2001; Bekki et al. 2003; Drinkwater et al. 2003; Goerdt et al. 2008; Pfeffer & Baumgardt 2013; Pfeffer et al. 2014). There is a growing body of evidence that both scenarios make up some portion of the UCD population, with bright UCDs above a mass of approximately $10^7 M_\odot$ being predominantly stripped nuclei (Pfeffer et al. 2014, 2016; Mayes et al. 2020), while UCDs with lower masses are likely massive globular clusters.

UCDs have central velocity dispersions similar to dwarf galaxies, in the range of $20 < \sigma_0 < 50 \text{ km s}^{-1}$. They have dynamical masses of approximately 2×10^6 to $10^8 M_\odot$ (Hasegan et al. 2005; Hilker et al. 2008; Mieske & Kroupa 2008; Mieske et al. 2013).

The elevated dynamical mass-to-light ratios of UCDs have received a significant amount of attention in the literature. Approximately two-thirds of UCDs with $M > 10^7 M_\odot$ and one-fifth of UCDs with masses between $2 \times 10^6 M_\odot$ and $10^7 M_\odot$ require additional dark mass to explain their dynamical mass-to-light ratios (Mieske et al. 2013; Voggel et al. 2019).

One explanation for these M/L ratios is that UCDs contain

★ E-mail: r.mayes@uq.net.au

central supermassive black holes in the mass range of $10^5 M_\odot$ to $10^7 M_\odot$ that make up a few per cent of the UCD mass (Mieske et al. 2013). A central black hole of a given mass will enhance the velocity dispersion of a UCD more than a uniform distribution of the same mass (Merritt et al. 2009). It is well known that supermassive black holes are found in the centre of galaxies (Kormendy & Richstone 1995; Magorrian et al. 1998; Ferrarese & Merritt 2000; Gebhardt et al. 2000; Marconi & Hunt 2003; Häring & Rix 2004) with black hole mass increasing with galaxy mass.

With stripped nuclei UCDs, the original galaxy masses are expected to be in the range of $10^8 M_\odot$ to $10^{10} M_\odot$ (Bekki et al. 2003; Pfeffer & Baumgardt 2013). In this range, central black holes are expected to be less massive than their host nuclei and to have a strong effect on the velocity dispersion because they are located at the centre (Graham & Scott 2013). Thus, moderate sized supermassive black holes could explain the observed elevated M/L ratios.

Mieske et al. (2013) found that central black holes with masses of around 10–15 per cent of the mass of the UCD could explain the elevated M/L ratios, with black hole masses ranging from several $10^5 M_\odot$ to several $10^7 M_\odot$ and progenitor galaxy masses around $10^9 M_\odot$. In this case, assuming a canonical stellar population, about half the UCD population may contain a black hole with sufficient mass to elevate the M/L ratio, with the majority of UCDs containing black holes being high-mass UCDs with $M > 10^7 M_\odot$, which make up less than or approximately 10 per cent of the overall UCD population.

An important question in studying UCDs is how the numbers and masses of their central supermassive black holes compare to black holes within galaxy nuclei. Seth et al. (2014) and Voggel et al. (2019) estimated the contribution UCDs should make to the supermassive black hole density in the universe. Seth et al. (2014) concluded that UCDs could more than double the number of black holes in the Fornax cluster, while Voggel et al. (2019) estimated that UCDs should increase the total supermassive black hole number density by 8–32 per cent. Therefore UCDs could represent a substantial increase in the number density of supermassive black holes in the universe, thus increasing black hole tidal disruption events and mergers.

In Mayes et al. (2020) (hereafter Paper I), we presented the first model for UCD formation based on tidal stripping of dwarf galaxies in a cosmological hydrodynamical simulation and found that numbers and radial distributions of simulated stripped nuclei in Virgo-sized galaxy clusters were consistent with the numbers and radial distributions of UCDs observed in the Virgo cluster. In Mayes et al. (2021) (hereafter Paper II), we further tested the model by using the baryonic component of the EAGLE simulation (Crain et al. 2015; Schaye et al. 2015) to determine the ages, colours and metallicities of our simulated stripped nuclei and found they were consistent with observed UCDs.

In this paper, we use the hydrodynamic EAGLE simulation to determine the black hole content of the sample of simulated stripped nuclei from Paper I. We then compare this sample to the black holes in observed UCDs and simulated galaxy nuclei. Our aims are to determine whether the masses and numbers of black holes in stripped nuclei are consistent with observed UCDs known to contain black holes, whether the mass elevation ratio, Ψ (see Section. 2.4.2), of the simulated stripped nuclei is consistent with observed UCDs, and whether supermassive black holes in UCDs are as common as those in normal galaxy nuclei.

Note that when we refer to black holes throughout this paper, we are referring to central, primarily supermassive black holes ($M_{\text{BH}} \gtrsim 10^5 M_\odot$) and not stellar mass black holes. When consider-

ing central black holes in lower mass objects such as globular clusters, we refer to the central black holes as massive or intermediate-mass black holes ($M_{\text{BH}} \lesssim 10^5 M_\odot$).

This paper is organized as follows. Section 2 briefly summarizes our stripped nuclei formation method from Paper I, and how we determine further properties of that sample. The results of our research are presented in Section 3. We discuss the implications of our work for black holes in UCDs in Section 4, and a summary of our results is given in Section 5.

2 METHODS

Here we summarize the stripped nuclei formation model of Paper I, and describe how we determined the black hole masses of the simulated stripped nuclei.

2.1 Creating a sample of simulated stripped nuclei

We used the hydrodynamical EAGLE simulations (Crain et al. 2015; Schaye et al. 2015) to create a sample of simulated stripped nuclei. Details of how the sample is created are given in Paper I and II, here we briefly summarise the process.

We used three sets of data from the EAGLE simulation: the online database of McAlpine et al. (2016); the raw particle data; and a database we created that links the online database and the particle data.

To simulate the formation of stripped nuclei, we defined the central, most bound star particle (MBP) of a galaxy in the simulation before a merger as the nucleus of the galaxy and tracked this particle using the raw particle data. The online database was then used to determine the properties of the stripped nuclei.

A stripped nucleus is formed in a merger if the following conditions are satisfied:

- (i) The mass ratio between the merged galaxies is $< 1/4$. In a minor merger, only the less massive galaxy will be disrupted and could therefore leave behind a stripped nucleus (Qu et al. 2017).
- (ii) The stripped nucleus has been orbiting the more massive galaxy after the merger for a time shorter than its dynamical friction timescale, which is calculated using equation 7-26 from Binney & Tremaine (1987), modified with an eccentricity function as defined in Appendix B of Lacey & Cole (1993).

The number of nucleated galaxies was estimated from Figure 2 of Sánchez-Janssen et al. (2019). Nuclei mass estimates were based on Figure 9 of Sánchez-Janssen et al. (2019), which plots the ratio of nuclear star cluster to galaxy mass as a function of galaxy stellar mass.

Galaxies in the EAGLE simulation may exhibit unstable behaviour during merger (Qu et al. 2017). Occasionally two merging galaxies will appear to swap masses between snapshots. This is due to the SUBFIND (Springel et al. 2001; Dolag et al. 2009) routine identifying particles attached to the central galaxy as instead being attached to the progenitor galaxy. Less than 5 per cent of merging galaxies exhibit this behaviour, but it can lead to an overestimation of stripped nuclei masses and numbers. To avoid this, when determining mass ratios, we take the mass ratio from the snapshot with the maximum central galaxy stellar mass in the five snapshots before merger.

Due to stripping during a merger event, a progenitor galaxy in the snapshot immediately before a merger may have lost stellar or black hole particles found in earlier snapshots. Therefore for

progenitor galaxies that do not exhibit switching behaviour, we take the maximum stellar and black hole masses in all snapshots before merger. In galaxies which do switch masses, we take the stellar and black hole mass from the snapshot where the central galaxy stellar mass is at a maximum, which may lead to a slight underestimation of stellar and black hole mass for the progenitor galaxy in these cases.

This method gives us a more accurate measurement of the black hole masses than taking the most recent snapshot; however, it may present an issue when comparing the black holes in stripped nuclei to the black holes in surviving galaxies. The mass loss effect is not as strong for surviving galaxies as fewer of them will be experiencing mergers, but some lower-mass surviving galaxies may have less reliable black hole masses.

2.2 Black holes in the EAGLE simulation

Our understanding of how supermassive black holes formed is limited. Different theories involve the direct collapse of protogalactic gas clouds (Begelman et al. 2006; Latif et al. 2013), the collapse of supermassive early stars (Madau & Rees 2001; Alvarez et al. 2009), runaway collisions of stars and/or stellar mass black holes (Devecchi et al. 2012), or even primordial black holes (Bean & Magueijo 2002). None of these processes can be resolved in large hydrodynamical simulations; therefore, the method of black hole formation in EAGLE, described in Schaye et al. (2015), converts the highest density gas particle into a collisionless black hole seed particle with subgrid mass $1.475 \times 10^5 M_\odot$ at the centre of every halo with total mass greater than $10^{10} M_\odot$ (corresponding to stellar mass $\approx 10^7 M_\odot - 10^8 M_\odot$ at high redshifts (McAlpine et al. 2016)) if it does not already contain a black hole e.g. from a merger. Schaye et al. (2015) find that the simulated galaxy stellar mass-black hole mass relation agrees well with observations from McConnell & Ma (2013), although the observations have more scatter. EAGLE also agrees with AGN X-ray luminosity functions (Rosas-Guevara et al. 2016) and observed black hole accretion rates (McAlpine et al. 2017).

The black hole masses given for each galaxy in the EAGLE database (table: SubHalo, column: BlackHoleMass) do not directly correspond to the mass of each galaxy’s central supermassive black hole. Instead, they are a summed value of all the black holes assigned to that galaxy. Where the mass summation of all black holes assigned to the galaxy exceeds, $M_{\text{BH}} = 10^6 M_\odot$ this closely approximates the mass of the central supermassive black hole (McAlpine et al. 2016). Below this limit, the black hole content will begin to be represented by only a few particles and therefore becomes unreliable, and susceptible to ejection from interactions with other particles due to a lack of dynamical friction (Chen et al. 2022). Therefore when considering the sample of stripped nuclei that contain supermassive black holes, we will primarily focus on stripped nuclei with $M_{\text{BH}} > 10^6 M_\odot$.

However, there is a growing amount of evidence that central black holes with $M_{\text{BH}} < 10^6 M_\odot$ exist in lower mass galaxies (e.g. Reines et al. 2013; Brok et al. 2015; Chilingarian et al. 2018; Nguyen et al. 2019). The majority of stripped nuclei progenitor galaxies have stellar masses, $M_* < 10^{10} M_\odot$, and a substantial amount of galaxies in this mass range are expected to contain supermassive black holes with $M_{\text{BH}} < 10^6 M_\odot$ (Reines & Volonteri 2015). For many UCDs, an elevated dynamical M/L ratio could be explained by a black hole with $M_{\text{BH}} < 10^6 M_\odot$ (Vogel et al. 2019). The black hole seed mass in EAGLE is approximately $1.475 \times 10^5 M_\odot$, so we will also consider stripped nuclei that contain a black hole mass more than

twice this ($\approx 3 \times 10^5 M_\odot$) as a rule of thumb indicator of these stripped nuclei containing a supermassive black hole, due to the black hole showing evidence of growth via accretion of particles.

Throughout this paper, we will assume that every progenitor galaxy containing a supermassive black hole is nucleated and thus will become a stripped nucleus. We consider this a fair assumption because the growth of a nucleus and a black hole are linked, and nuclear star clusters and supermassive black holes coexist at lower galaxy masses (Seth et al. 2008). If a disrupted galaxy does not have a nucleus the disruption would likely produce a hyper-compact object, a supermassive black hole surrounded by a dense cluster of stars (Merritt et al. 2009; Leigh et al. 2013). Since our objective is to understand the population of supermassive black holes in galaxy clusters that do not exist within galaxy nuclei, these black holes are worth including even if they do not exist within stripped nuclei.

The masses of supermassive black holes in EAGLE agree well with observations (Schaye et al. 2015). However, due to the uncertain nature of black holes at low masses, it will also be necessary to test our model against observations of black holes in UCDs, which we do in Section. 3.1.

2.3 Modelling a sample of black holes in simulated stripped nuclei

In Paper I, we created samples of simulated stripped nuclei in 7 massive EAGLE clusters. Here we predict the black hole content of the stripped nuclei by assuming that the black holes in their progenitor galaxies are unaffected by the stripping process.

The method by which we create a sample of stripped nuclei is described in detail in Paper I. Here we briefly recap that method with the addition of how we model the presence of black holes in simulated stripped nuclei.

We begin by identifying a progenitor galaxy that will become a stripped nucleus in a massive galaxies merger tree. The mass of the nucleus is then calculated based on the stellar mass-nucleus mass relation from Sánchez-Janssen et al. (2019). The stripped nucleus is tracked based on the location of the most bound particle at $z=0$. The black hole mass is determined by the original mass of the black hole within the progenitor galaxy.

Black hole masses of simulated galaxies can vary in ways similar to the stellar masses, as is described in Section 2.5 of Paper I, by being misidentified as belonging to a different subhalo. To compensate for this, we set the black hole masses of the stripped nuclei as the maximum black hole mass of the progenitor galaxy from all snapshots before it experiences merger. If switching behaviour occurs we chose the black hole from the snapshot where the mass of the massive galaxy is at a maximum. This method gives us a more accurate measurement of the black hole masses than taking the most recent snapshot; however, it may present an issue when comparing the black holes in stripped nuclei to the black holes in surviving galaxies. Black holes being misidentified is not as likely for surviving galaxies as fewer of them will be experiencing mergers, but some lower mass surviving galaxies may have less reliable black hole masses. We will later also compare the number of stripped nuclei progenitor galaxies to surviving galaxies to provide a second estimate of the relative black hole content of stripped nuclei and surviving galaxy nuclei.

One issue with including black holes in our model of stripped nucleus formation is that our calculation of nucleus mass is based purely on progenitor galaxy stellar mass. There is no input from other causal factors like the mass of the central supermassive black hole. In reality, the mass of the nucleus and its central supermassive

black hole are linked because supermassive black hole growth is primarily fueled by the accretion of gas, which will also drive stellar formation (Rafferty et al. 2006; Somerville et al. 2008; Storchi-Bergmann & Schnorr-Müller 2019). However, when we calculate the stripped nucleus mass, we do not incorporate the black hole-nucleus mass relation. As a result, our model may produce stripped nuclei that contain supermassive black holes more massive than the nucleus, which we consider unphysical for lower mass galaxies. In order to model the link between the nucleus and black hole mass, we assume in our results that a nucleus cannot host a black hole that makes up more than 30 per cent of its mass. This assumption is based on Mieske et al. (2013)’s estimate that observed UCDs host black holes that on average make up 10-15 per cent of the mass of the nucleus, consistent with the expected black hole mass fractions of nuclear clusters in UCD progenitor galaxies.

Confirmed supermassive black holes within UCDs have been found to make up 2-18 per cent of the mass of the UCD (Seth et al. 2014; Ahn et al. 2017, 2018; Afanasiev et al. 2018), so we consider the 30 per cent limit reasonable. If, after the mass of the stripped nucleus has been calculated by the method described in Section 2.1, we find the mass of the supermassive black hole exceeds 30 per cent of the mass of a stripped nucleus we repeatedly recalculate the stripped nucleus mass by the method described in Section 2.1 until it is massive enough to host the supermassive black hole without the supermassive black hole exceeding 30 per cent of the total mass.

2.4 Estimating dynamical mass-to-light ratios

The mass of a star cluster or compact galaxy can be estimated in different ways. One method estimates an object’s mass by multiplying the object’s luminosity by the stellar population mass-to-light ratio, which is calculated from the object’s observed metallicity and age.

Alternatively one can estimate an object’s mass by using the velocity dispersion to calculate the mass via the virial theorem. When these two methods are compared, the velocity dispersion calculation of mass will appear inflated if a star cluster or UCD contains a central supermassive black hole. This is because a supermassive black hole within a compact object influences stellar velocities and hence increases the velocity dispersion, affecting the dynamical mass calculation. A central supermassive black hole will result in a velocity dispersion that is higher than the velocity dispersion of a star cluster with the same amount of mass spread evenly throughout the object (Merriitt et al. 2009). An increase in dark mass affects the potential. From the virial theorem, an increase in dark mass in the centre lowers the potential more than the same mass spread out so the average velocity increases. Typically the increase is a factor of 4-5 times higher than the same amount of mass distributed evenly (Mieske et al. 2013).

2.4.1 Observability of supermassive black holes in UCDs

The detectability of a supermassive black hole within a UCD is dependent on it making up a large enough mass fraction to be dynamically detectable from integrated spectra. The detectability of a black hole is dependent on its distance from Earth, its mass, the mass of the host UCD, and the ratio of the two. More massive black holes in more massive UCDs that make up a large mass fraction of the UCD are easier to detect due to having a stronger dynamical effect, better signal-to-noise, a larger absolute difference and larger velocity dispersion, respectively. The high-quality observations of

Ahn et al. (2017) were able to make a confirmed detection of a supermassive black hole in a UCD that makes up only ≈ 2 per cent of the UCD mass in a high mass UCD.

In our results, we define a black hole as being detectable if it makes up more than 3 per cent of a stripped nucleus, with this value chosen for its consistency with the observations. Our stripped nuclei sample will likely contain supermassive black holes that make up lower percentages of the stripped nuclei masses, but as observers have difficulty detecting these, we chose to exclude them when comparing our results to observed UCDs.

2.4.2 Calculating the elevated mass ratios of stripped nuclei

The exact influence that a supermassive black hole has on a stripped nucleus’s observed dynamical mass can also be directly calculated from modelling/simulations. We have used the code described in Hilker et al. (2007) to set up a dynamical model of a stripped nucleus. The code works by the following steps:

(i) The parameters for the luminosity profile of the stripped nucleus are chosen. For our sample we require the stripped nucleus mass, black hole mass and the Sérsic index and effective radius of the Sérsic profile for a star cluster. The parameters we use for the sample are effective radius, $r_h = 30$ pc and Sérsic index $n = 3.23 \pm 0.46$, with the Sérsic index value chosen from the mean of 21 UCDs imaged by Evstigneeva et al. (2008) and uncertainties stemming from the standard error.

(ii) The 2-dimensional surface density profile as quantified by the above parameters is deprojected using Abel’s integral equation (equation 1B-59 of Binney & Tremaine 1987) into a 3-dimensional density profile $\rho(r)$.

(iii) The 3-dimensional density profile is used to calculate the cumulative mass function $M(< r)$, the potential energy $\phi(r)$ with black holes of varying mass fraction, and the energy distribution function $f(E)$ using Eddington’s method (equation 4-140b of Binney & Tremaine 1987).

(iv) The cumulative mass function is normalised to 1. The function is numerically inverted and used to set up the central distance of each particle. The particle positions are then set up isotropically in space based on the observations that UCDs are near-isotropic (Seth et al. 2014). Our star cluster is set up with 500 000 particles.

(v) The potential energy of each particle is calculated for the chosen central distance. Each particle’s velocity is calculated from the distribution function, $f(E)$. The three velocity components are then calculated assuming that the velocities are isotropic.

(vi) The final result is a spherically symmetric N-body representation of the stripped nucleus.

We use this model to directly calculate the mass elevation ratio (Ψ) of the simulated stripped nuclei as a function of the black hole mass fraction. Note that the relevant parameters for our model are the Sérsic index and the fraction between black hole mass and total mass. The input effective radius does not affect Ψ .

The model calculates the velocity of each particle, from which the velocity dispersion, σ , of the star cluster can be calculated. We set up clusters with and without supermassive black holes, calculate their velocity dispersions, and from that, the mass elevation ratio $\Psi_{sim} = \sigma_{BH}^2 / \sigma_{noBH}^2$ where σ_{BH}^2 and σ_{noBH}^2 are the velocity dispersions with and without a supermassive black hole, respectively. To exclude outliers, stars in the models containing black holes that have higher velocities than the fastest-moving stars in the models without black holes are removed before the calculation of σ_{BH} .

This modelled value of the mass elevation ratio can then be

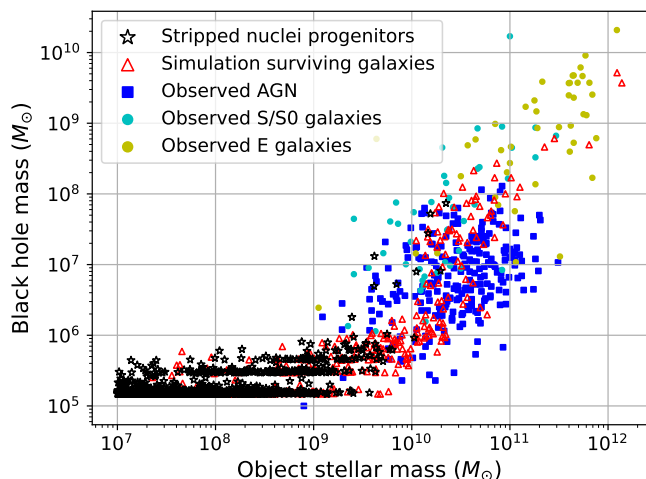


Figure 1. Stellar mass compared to black hole mass for observed galaxies and simulated galaxies, measured at redshift $z = 0$ including the progenitor galaxies of stripped nuclei, measured at merger time. The observed AGNs are from Reines & Volonteri (2015), and the other observed galaxies are from Kormendy & Ho (2013).

compared with observations of the dynamical and stellar population M/L ratios of observed UCDs, $\Psi_{obs} = (M/L)_{dyn}/(M/L)_{pop}$. Note that the observers' calculation of $(M/L)_{pop}$ is subject to modelling uncertainties such as the ages and metallicities of the stellar population, and the estimation of $(M/L)_{dyn}$ is subject to uncertainties in properties such as the measured velocity dispersion σ , the density profile, and the assumed distance to the UCD.

3 RESULTS

In this section, we present results from the analysis of the EAGLE simulations described in Section 2, and compare our results with observations of UCDs.

3.1 Stripped nuclei black hole masses

Figure 1 plots calibrated $z = 0$ black hole masses against stellar masses for stripped nuclei progenitor galaxies and surviving galaxies in the most massive cluster in the EAGLE simulation, along with observed galaxies from Kormendy & Ho (2013) and Reines & Volonteri (2015). This figure verifies the result in Schaye et al. (2015) that the black holes in simulated galaxies are consistent with the black holes in observed galaxies, although the simulated relation exhibits less scatter. The stripped nuclei progenitor galaxies are also consistent with this relation, although the progenitor galaxies with stellar mass $10^9 M_\odot$ – $10^{10} M_\odot$ have slightly more massive black holes than the surviving simulated galaxies. This may be because the masses of observed and simulated galaxies are taken at redshift $z = 0$, while stripped nuclei progenitor galaxies form and merge in the early stages of the universe. The stripped nuclei progenitors would, therefore, lie above the relation since black hole growth may outpace stellar mass growth for early galaxies (e.g. Merloni et al. 2010; Willott et al. 2013; Decarli et al. 2018).

Figure 2 plots derived black hole masses against derived total masses for simulated stripped nuclei with black hole masses above $10^6 M_\odot$ for the seven massive clusters in EAGLE and UCDs whose black hole content has been studied. The 5 UCDs that are confirmed to contain black holes are M60-UCD1 (Seth et al. 2014), VUCD3,

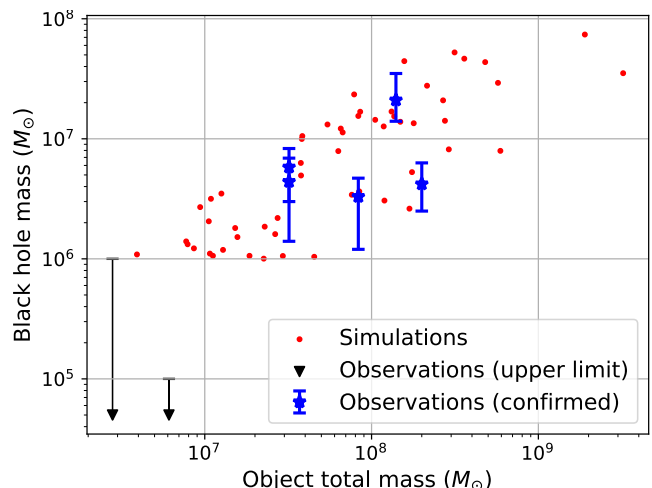


Figure 2. Black hole mass compared to stellar mass for simulated stripped nuclei and observed UCDs. The observed UCDs with confirmed black holes are from the studies by Seth et al. (2014), Ahn et al. (2017), Ahn et al. (2018), and Afanasiev et al. (2018). Also included are two UCDs with 3σ upper limits on black hole masses from Vogel et al. (2018).

M59cO (Ahn et al. 2017), M59-UCD3 (Ahn et al. 2018) and UCD3 (Afanasiev et al. 2018). Also included are UCD 330 and UCD 320 (Vogel et al. 2018), for which only upper limits on black hole masses have been found.

Figure 2 shows that the black hole masses of the simulated stripped nuclei are consistent with the black hole masses of observed UCDs. The masses and mass fractions of these black holes in UCDs are a reliable indicator of them being stripped nuclei. This result is a strong test of our model of UCD formation since the lack of a relation between nucleus mass and black hole mass in our model means that it is not a guarantee that our model would match observations. It is also a weak test of the EAGLE simulations since the simulations are calibrated to match low-redshift black holes and stripped nuclei form at high redshifts (Mayes et al. 2021).

The most massive black hole we find in a stripped nucleus in any cluster has a mass of $7 \times 10^7 M_\odot$. However, we note that this object has a progenitor galaxy mass of $6 \times 10^{10} M_\odot$ and a predicted nucleus mass of $3 \times 10^9 M_\odot$, which could mean that it may more closely resemble a compact elliptical galaxy than a UCD. Compact ellipticals have masses $> 10^9 M_\odot$ and $R_{eff} > 100$ pc while observed UCDs typically have maximum masses of a few times $10^8 M_\odot$ and $R_{eff} < 100$ pc (e.g. Mieske et al. 2006). Excluding this object, the most massive black hole in a stripped nucleus for the seven clusters ranges from $1.2 \times 10^7 M_\odot$ to $5 \times 10^7 M_\odot$. This range is consistent with the most massive black hole found in a UCD, M60-UCD1, which has a mass of $2 \times 10^7 M_\odot$ and is found in the massive Virgo cluster. Table 1 lists the most massive black hole in the stripped nuclei of each simulated cluster. The most massive black hole mass increases with cluster mass, although there is a reasonable amount of scatter.

3.2 What percentage of stripped nuclei contain black holes?

In Paper I, we found that the most massive cluster in the EAGLE simulation contains approximately 2182 stripped nuclei. Of those 400 ± 50 are more massive than $2 \times 10^6 M_\odot$, 51.8 ± 7.7 are more massive than $10^7 M_\odot$, and 2.3 ± 1.1 are more massive than $10^8 M_\odot$.

Here we find that the population of stripped nuclei in this

Table 1. The most massive black hole in the stripped nuclei population of each EAGLE cluster

Cluster-ID	Cluster Friend-of-Friends Mass (M_{\odot})	Most massive black hole mass (M_{\odot})
28000000000000	6.42×10^{14}	7.4×10^7
28000000000001	6.22×10^{14}	4.7×10^7
28000000000002	3.76×10^{14}	4.4×10^7
28000000000003	3.48×10^{14}	1.4×10^7
28000000000004	2.50×10^{14}	1.2×10^7
28000000000005	2.31×10^{14}	4.4×10^7
28000000000006	2.05×10^{14}	2.0×10^7

cluster contains 10 black holes above a mass of $10^6 M_{\odot}$. Assuming all stripped nuclei that host $M > 10^6 M_{\odot}$ black holes are more massive than $M_{tot} = 10^7 M_{\odot}$, this represents a high mass stripped nuclei black hole occupation fraction of ≈ 20 per cent for this massive cluster and a 0 per cent occupation rate for low mass stripped nuclei with $M_{tot} < 10^7 M_{\odot}$. More likely, the occupation fraction for high-mass stripped nuclei would be slightly below 20 per cent, and a very small percentage of low-mass stripped nuclei would also contain black holes. The other 6 clusters in EAGLE show similar results. Table 2 shows the number of $M_{tot} > 10^7 M_{\odot}$ stripped nuclei, $M_{BH} > 10^6 M_{\odot}$ black holes and the occupation fractions. The high mass stripped nuclei black hole occupation fractions range from 15 to 43 per cent with an overall mean of 27 per cent.

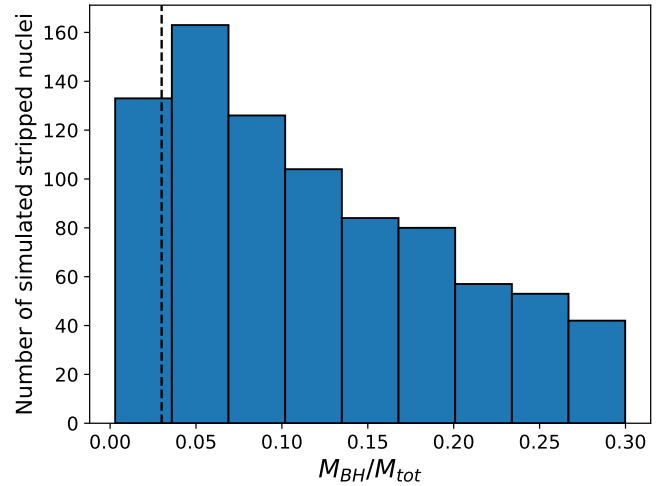
However, this calculation represents a bare minimum occupation fraction, based on the unreliability of EAGLE black hole masses below $10^6 M_{\odot}$ (due to the closeness to the seed mass). Extending the comparison to consider stripped nuclei containing a black hole with mass more than twice the seed mass ($\approx 3 \times 10^5 M_{\odot}$), we find that 213 stripped nuclei in the most massive cluster contain supermassive black holes. Assuming higher-mass stripped nuclei are more likely to contain supermassive black holes, this represents an occupation fraction of 53 per cent for stripped nuclei above a total mass of $2 \times 10^6 M_{\odot}$ and is a likely indicator that all stripped nuclei with total mass $> 10^7 M_{\odot}$ contain supermassive black holes. Table 3 depicts the black hole occupation fractions of stripped nuclei with $M_{BH} > 3 \times 10^5$ for all 7 EAGLE clusters, ranging from 41 to 58 per cent with a mean of 51 per cent.

In Paper I, we found a number of stripped nuclei with $M_{tot} < 2 \times 10^6 M_{\odot}$ that may be observed as globular clusters and not UCDs, including a substantial number with masses between $10^4 M_{\odot}$ and $10^6 M_{\odot}$ that would clearly be more similar to globular clusters than UCDs purely on a mass basis. Here we consider the possibility that those low mass stripped nuclei contain central supermassive black holes.

Considering the stripped nuclei with $M_{tot} < 2 \times 10^6 M_{\odot}$ that also have black holes, we find 71 stripped nuclei with black holes with mass $> 3 \times 10^5 M_{\odot}$, 33 of which also have $M_{tot} < 10^6 M_{\odot}$. We find a total of 1780 ± 240 low-mass ($M_{tot} < 2 \times 10^6 M_{\odot}$) stripped nuclei in this cluster. Of these, 1400 ± 190 have $M_{tot} < 10^6 M_{\odot}$. This would indicate that approximately 4 per cent of stripped nuclei with $M_{tot} < 2 \times 10^6 M_{\odot}$ and 2 per cent of stripped nuclei with $M_{tot} < 10^6 M_{\odot}$ could host massive black holes.

The Virgo cluster is known to host 67300 ± 1440 globular clusters (Durrell et al. 2014). If the low mass stripped nuclei that contain black holes are observed as globular clusters, possibly ≈ 0.1 per cent of the globular cluster population in massive galaxy clusters host black holes that originated in galaxy nuclei.

However, it is important to note that the calculation of stripped nucleus mass is made purely based on the stellar mass of the host

**Figure 3.** Distribution of the ratio of black hole mass to total mass for stripped nuclei with $M_{BH} > 3 \times 10^5 M_{\odot}$. The dashed line shows the point above which black holes are likely dynamically detectable under the best observing conditions.

galaxy. Since supermassive black hole growth and nucleus growth are both correlated with stellar mass, the scatter in the calculation could easily mean that those stripped nuclei with low masses that contain black holes have true masses $> 2 \times 10^6 M_{\odot}$ and would therefore be considered UCDs, not globular clusters. Additionally, even if they have $M_{tot} < 2 \times 10^6 M_{\odot}$, they may still be observed as UCDs and not globular clusters depending on other factors such as radii. For example, Forbes et al. (2013) find several low luminosity UCDs with sizes up to 40 pc and $M_V \sim -8$ to -9 ($M \sim \text{few} \times 10^5 M_{\odot}$) that would be similar to these low mass stripped nuclei. Finally, we note that EAGLE black holes below $10^6 M_{\odot}$ are also unreliable, and many of the black holes in low mass stripped nuclei we find fall very close to our lower limit of $3 \times 10^5 M_{\odot}$.

Because of this, the predicted number of stripped nuclei that may be observed as globular clusters that host black holes is more likely to be an upper limit. Our results are consistent with the low mass population of stripped nuclei containing no supermassive black holes. Hence, while many low-mass stripped nuclei may be observed as part of the globular cluster population, they may be indistinguishable from genuine globular clusters with regard to black hole content.

Table 2. Occupation fraction of $M_{BH} > 10^6 M_\odot$ black holes in $M_{tot} > 10^7 M_\odot$ stripped nuclei

Cluster ID	Number of $M_{tot} > 10^7 M_\odot$ Stripped nuclei	Number of $M_{BH} > 10^6 M_\odot$ Black holes	Occupation fraction
28000000000000	51.8	10	19%
28000000000001	52.2	14	27%
28000000000002	38.6	8	21%
28000000000003	20.6	7	34%
28000000000004	19.4	3	15%
28000000000005	18.6	4	27%
28000000000006	18.8	8	43%

Table 3. Occupation fraction of $M_{BH} > 3 \times 10^5 M_\odot$ black holes in $M_{tot} > 2 \times 10^6 M_\odot$ stripped nuclei

Cluster ID	Number of $M_{tot} > 2 \times 10^6 M_\odot$ Stripped nuclei	Number of $M_{BH} > 3 \times 10^5 M_\odot$ Black holes	Occupation fraction
28000000000000	400	213	53%
28000000000001	384.3	190	49%
28000000000002	256.4	129	50%
28000000000003	211.9	105	50%
28000000000004	137.9	73	53%
28000000000005	164.8	67	41%
28000000000006	112.9	65	58%

3.3 Elevated dynamical M/L ratios of stripped nuclei

3.3.1 The percentage of stripped nuclei with observable elevated dynamical masses

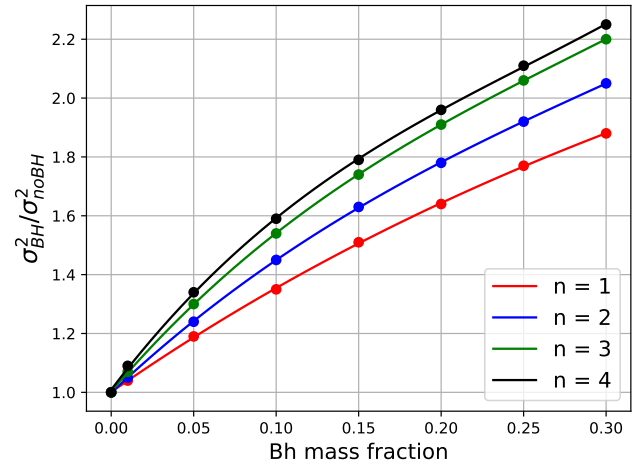
As described in Section 2.4, we define black holes in stripped nuclei as being dynamically detectable, under the best observing conditions, if they make up more than 3 per cent of the stripped nucleus's mass. We find 82 per cent of all stripped nuclei with mass $> 2 \times 10^6 M_\odot$ contain black holes with $M_{BH} > 3 \times 10^5 M_\odot$ that meet this criterion. When we consider only stripped nuclei with reliable black holes with $M_{BH} > 10^6 M_\odot$, we find a similar fraction, of 89 per cent. Figure 3 plots the ratio for stripped nuclei with $M_{BH} > 3 \times 10^5 M_\odot$.

The overall conclusion is that a high percentage, 80-90 per cent, of supermassive or intermediate-mass black holes in stripped nuclei should be dynamically detectable. This result also predicts that there should exist a smaller percentage of stripped nuclei that contain supermassive black holes which would not have detectable elevated dynamical masses.

3.3.2 Mass elevation ratios of the stripped nuclei population

In Section 2.4, we described how the mass elevation ratio of star clusters can be calculated by modelling a star cluster with and without a supermassive black hole. Here we use this model to calculate the mass elevation ratios of our population of stripped nuclei. Figure 4 plots the mass elevation ratio, Ψ_{sim} for varying Sérsic index n and black hole mass fraction. We found that black hole mass fraction and Sérsic index were only relevant parameters when calculating Ψ_{sim} and the mass of the star cluster was not a factor.

Since black hole masses $M_{BH} < 10^6 M_\odot$ are unreliable, accurately calculating the mean mass elevation ratio, Ψ , for the stripped nuclei population presents some difficulties. In particular, the lower limit of $M_{BH} = 3 \times 10^5 M_\odot$ fails to consider the possibility of low mass stripped nuclei containing lower-mass black holes than the


Figure 4. The mass elevation ratio, Ψ_{sim} , of star clusters with varying black hole mass fraction and Sérsic index n . The calculation of the mass elevation ratio is made with a dynamical model as described in Section 2.4.

limit. This will inflate the mean mass elevation ratio of the stripped nuclei population. Modelling with observed correlations between galaxy stellar mass and black hole mass may help this issue, but as UCDs form and merge at high redshifts this would require high-redshift observations.

Using the sample with only reliable black holes with $M_{BH} > 10^6 M_\odot$, will account for this issue but cause a different problem. Because only ≈ 27 per cent of high mass UCDs can contain black holes of this mass, the mean mass elevation ratio calculation of the population of stripped nuclei will appear over-inflated without the inclusion of the objects with lower mass black holes.

We can correct the mean mass elevation for this issue by extrapolating the mean relation between total mass and black hole mass to lower masses as follows.

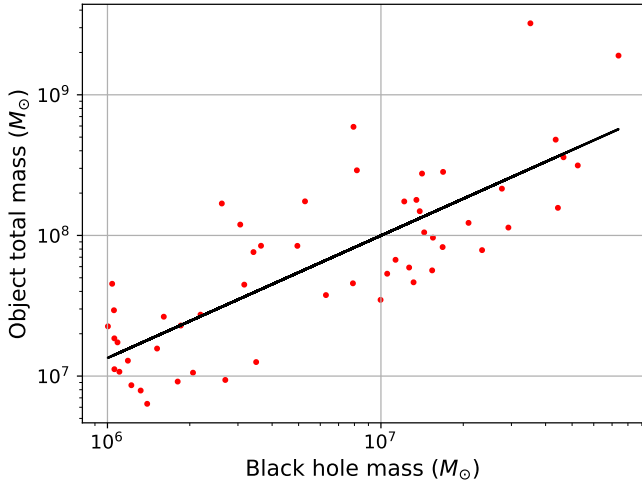


Figure 5. Total mass compared to black hole mass for simulated stripped nuclei with a line of best fit. The plot is made with only the reliable black holes with $M_{BH} > 10^6 M_\odot$. We use the line of best fit to extrapolate the relationship to lower black hole masses. By this method, we can correct the M_{BH}/M_{tot} relationship for the incompleteness of black holes with mass $M_{BH} < 10^6 M_\odot$.

Table 4. Mass elevation ratio of stripped nuclei that contain supermassive black holes

Stripped nuclei mass, M_{tot}	Ψ_{sim}
$M_{tot} = 10^7 M_\odot$	$1.46^{+0.04}_{-0.01}$
$M_{tot} = 10^8 M_\odot$	$1.53^{+0.04}_{-0.01}$
Stripped nuclei mass, M_{tot}	Mean Ψ_{sim}
$M_{tot} > 10^7 M_\odot$	$1.51^{+0.06}_{-0.04}$

- We first plot total mass as a function of black hole mass for our sample of simulated stripped nuclei in Figure 5, and apply a line of best fit to the plot. This plot allows us to extrapolate the total mass-black hole mass relationship down to the lower range of black hole masses.

- From this plot, we can determine the mean total mass of the stripped nuclei population for a given black hole mass. In turn, we can extrapolate the black hole mass fraction down to lower black hole masses than what can be accurately calculated from the simulation.

- We find the data has the relation $\log_{10} M_{tot} = (0.92 \pm 0.09) \log_{10} M_{BH} + (1.58 \pm 0.61)$ from Figure 5.

- We next use this equation to calculate the mean expected black hole mass for each stripped nucleus with $M_{tot} > 10^7 M_\odot$. We find this sample has mean $M_{BH} = 5.46 \times 10^6 M_\odot$ and $M_{tot} = 6.00 \times 10^7 M_\odot$. Therefore, the mean black hole mass fraction for stripped nuclei with $M_{tot} > 10^7 M_\odot$ is 0.09 ± 0.01 per cent. Calculating mass elevation ratio using Sérsic index $n = 3.23 \pm 0.46$, from Evstigneeva et al. (2008) we find $\Psi_{sim} = 1.51^{+0.06}_{-0.04}$ for the population of stripped nuclei with $M_{tot} > 10^7 M_\odot$.

- We find Ψ_{sim} increases for higher mass objects. Table 4 shows the mass elevation ratio at different total masses and the mean mass elevation ratio for high mass stripped nuclei.

Figure 6 plots Ψ_{sim} for simulated stripped nuclei with $M_{BH} > 10^6 M_\odot$. The black line is the mean mass elevation, corrected as

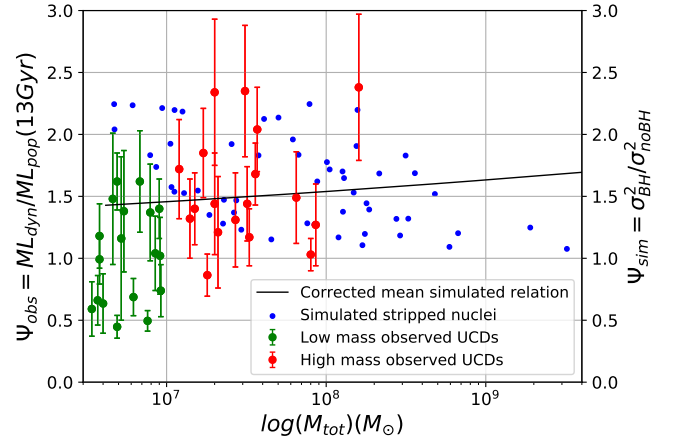


Figure 6. Mass elevation ratio, Ψ_{sim} for simulated stripped nuclei with $M_{BH} > 10^6 M_\odot$. The black line represents the mean mass elevation ratio of the stripped nuclei population, using Sérsic index $n = 3.23$ corrected for the incomplete sampling of low mass black holes. Also included are observations of Ψ_{obs} for UCDs from Mieske et al. (2013).

described above. Also included are observations of Ψ_{obs} for UCDs from Mieske et al. (2013). Two different y-axes are used for the observed and simulated objects.

Below $M_{tot} \approx 5 \times 10^7 M_\odot$, the mass elevation ratios of the simulated stripped nuclei appear to increase. This roughly corresponds to the mass below which we expect to find $M_{BH} < 10^6 M_\odot$ black holes in Figure 5. As a result, this increase is artificial and should not be interpreted as the mass elevation ratios of stripped nuclei increasing towards lower masses.

The mass elevation ratio of stripped nuclei also appears to decline for higher masses. However, caution must also be used when comparing these objects to observed UCDs. At high masses, these stripped nuclei may no longer resemble UCDs, but instead may be considered compact elliptical galaxies. Compact ellipticals have stellar masses of $10^8 M_\odot < M_* < 10^{10} M_\odot$ and galaxy sizes between 100 - 900 pc. They may also form by tidal stripping (e.g. Bekki et al. 2003; Graham & Guzmán 2003; Ferré-Mateu et al. 2021a). Estimating the true mass elevation ratio for objects at these masses would require a complete study of these objects using the EAGLE simulation. Our sample of simulated stripped nuclei does not include all of these objects, as, unlike the stripped nuclei, they may retain enough material to be still considered galaxies by EAGLE. As such, the mean mass elevation ratio of the population of objects above $M_{tot} \approx$ a few times $10^8 M_\odot$ is unreliable. (Note that the highest mass UCD from Mieske et al. (2013) has mass $M \approx 2 \times 10^8 M_\odot$)

3.4 Black hole growth during merger

It is possible that during the merger process, the black hole experiences growth due to gas driven to the center of a galaxy feeding the black hole in a way that is not accurately modeled by the limited resolution of the simulations (Ricarte et al. 2020). The exact growth this may cause is unknown, but it could potentially double the masses of the black holes as they currently are in the simulation. This would increase the number of black holes in stripped nuclei with $M_{BH} > 10^6 M_\odot$ and possibly raise the percentage of stripped nuclei with elevated dynamical masses. In the most massive cluster, we find 41 stripped nuclei with $M_{BH} > 5 \times 10^5 M_\odot$, so if gas-fueled growth during merger is a factor, we would expect ≈ 80 per cent of

massive UCDs to host black holes with $M_{BH} > 10^6 M_\odot$. This could affect the prediction of the number of stripped nuclei with dynamically detectable black holes and the mass elevation ratios of stripped nuclei. However, gas-fueled growth during merger would also cause the nucleus to grow, complicating these predictions. This result is also dependent on the unreliable masses of black holes in the EAGLE simulation below $10^6 M_\odot$, and the unknown rate of growth a black hole and nucleus could experience during a merger.

3.5 Comparing black holes within stripped nuclei to black holes within surviving galaxy nuclei

Figure 7 plots the number of black holes with $M_{BH} > 3 \times 10^5 M_\odot$ in the most massive cluster for stripped nuclei progenitor galaxies and surviving galaxies. We find that the most massive cluster in EAGLE contains 95 black holes more massive than $10^6 M_\odot$, and 220 more massive than $3 \times 10^5 M_\odot$. By comparison, this cluster contains 10 black holes in stripped nuclei with $M_{BH} > 10^6 M_\odot$ and 213 with $M_{BH} > 3 \times 10^5 M_\odot$, a ratio of black holes in stripped nuclei to galaxy nuclei of 0.1 and 0.97 respectively. This result indicates that while stripped nuclei may not contribute in large numbers to the population of the most massive black holes, they could rival or even outnumber the amount of lower mass supermassive black holes and intermediate-mass black holes in galaxy nuclei. Table 5 shows the ratio of black holes in stripped nuclei to galaxy nuclei in the seven massive EAGLE clusters. The mean ratio for black holes with $M_{BH} > 10^6 M_\odot$ is 0.14, and the mean ratio for black holes with $M_{BH} > 3 \times 10^5 M_\odot$ is 0.85.

Because of the uncertainty of EAGLE's black hole masses at lower limits, we also consider the ratios of progenitor galaxies to surviving galaxies. Figure 8 plots the number of galaxies of a given stellar mass for surviving galaxies and progenitor galaxies in the EAGLE simulation. Note that we do not factor in nucleation fraction to this plot; however, as we are considering the ratios of galaxies at the same masses, this factor should not have a huge impact.

This plot shows that the ratio of black holes in stripped nuclei to black holes in surviving galaxies depends heavily on the occupation fraction of black holes in low-mass galaxies. Above a stellar mass of $10^{10} M_\odot$, where it is believed all galaxies are hosts of supermassive black holes, surviving galaxies outnumber stripped nuclei progenitor galaxies by a factor of 16. In the more unexplored region of $10^9 M_\odot$ to $10^{10} M_\odot$, there are more surviving galaxies by a factor of 2. Below a mass of $10^9 M_\odot$, stripped nuclei progenitor galaxies outnumber surviving galaxies.

4 DISCUSSION

4.1 The elevated dynamical mass-to-light ratios of UCDs

In Section 3.3, we showed that stripped nuclei containing supermassive black holes have elevated dynamical mass-to-light ratios. In Figure 6, we compare the predicted percentage of stripped nuclei with elevated dynamical mass-to-light ratios to the population of observed UCDs with elevated dynamical masses. We then compare the predicted mean mass elevation ratio of our high mass stripped nuclei to observed UCDs.

Mieske et al. (2013) investigated the possibility that the presence of supermassive black holes causes the elevated dynamical mass-to-light ratios of UCDs. They use a single average

measurement of the velocity dispersion to calculate the dynamical masses of UCDs, which is less accurate than models using spatially-resolved spectroscopic data. They calculate the ratio, $\Psi_{obs} = (M/L)_{dyn}/(M/L)_{pop}$ between the dynamical and stellar population M/L ratios, assuming an age of 13 Gyrs for their objects, and a canonical Kroupa (2001) type mass function for the UCDs. $\Psi_{obs} > 1$ indicates an elevated dynamical M/L ratio. They found that two-thirds of $M > 10^7 M_\odot$ UCDs and one-fifth of $M > 2 \times 10^6 M_\odot$ UCDs have elevated dynamical mass-to-light ratios. The mean mass elevation ratio, $\Psi_{obs} = (M/L)_{dyn}/(M/L)_{pop}$ for observed UCDs with $M > 10^7 M_\odot$ was found to be $\Psi_{obs} = 1.7 \pm 0.2$.

Voggel et al. (2019) revised the stellar population mass estimates of UCDs, comparing the dynamical masses of UCDs to a new empirical relation between the mass-to-light ratio (M/L) and metallicity. Their results also show that many UCDs have elevated dynamical M/L ratios, with the percentage increasing with mass. They found 0-15 per cent of UCDs with magnitudes fainter than $M_V = -10$ mag ($M \approx 2 \times 10^6 M_\odot$), 20-40 per cent of UCDs with magnitudes -10 mag $> M_V > -12$ mag ($M \approx 2 \times 10^6 M_\odot - 10^7 M_\odot$), and at the brightest magnitudes, 45-80 per cent of UCDs have elevated dynamical M/L ratios.

In Section 3.2, we found that in a massive cluster, 100 per cent of stripped nuclei with $M_{tot} > 10^7 M_\odot$ and ≈ 50 per cent of stripped nuclei with $M_{tot} > 2 \times 10^6 M_\odot$ contain supermassive black holes. Factoring in the percentage of stripped nuclei that contain detectable black holes (> 3 per cent, Section 3.3) we find ≈ 80 -90 per cent of the high mass ($M_{tot} > 10^7 M_\odot$) population contain detectable supermassive black holes that would cause these stripped nuclei to exhibit elevated dynamical mass-to-light ratios. This is consistent with the percentages predicted by Mieske et al. (2013) and Voggel et al. (2019).

We find that ≈ 40 -45 per cent of the low mass ($M_{tot} > 2 \times 10^6 M_\odot$) population of stripped nuclei contain detectable supermassive black holes that would cause these stripped nuclei to exhibit elevated dynamical mass-to-light ratios. This is slightly higher than the predictions from Mieske et al. (2013) and Voggel et al. (2019).

Considering that some UCDs likely originated as globular clusters, our results are consistent with all high mass UCDs being stripped nuclei that harbour supermassive black holes, while a sizeable percentage of low mass UCDs are likely globular clusters. Supermassive black holes can likely explain all UCDs with elevated dynamical M/L ratios, without other sources such as dark matter or a top or bottom-heavy initial mass function (Dabringhausen et al. 2010).

Approximately 55-60 per cent of $M_{tot} > 2 \times 10^6 M_\odot$ stripped nuclei may be observed as UCDs without elevated dynamical mass-to-light ratios due to the lack of supermassive black holes or with black holes that have masses insufficient to affect their dynamical mass. This result is limited by the lower resolution limit of the EAGLE simulation, where below a mass of $10^6 M_\odot$, black hole masses are unreliable. However, it is worth noting that our results are consistent with many observed UCDs that lack a dynamical indicator of a supermassive black hole still being stripped nuclei.

In Section 3.3, we calculated the mean mass elevation ratio, Ψ_{sim} for simulated stripped nuclei. We found that the mean Ψ_{sim} for stripped nuclei with $M_{tot} > 10^7 M_\odot$ is $\Psi_{sim} = 1.51^{+0.06}_{-0.04}$. This result is consistent with the results of Mieske et al. (2013). Figure 6 plots Ψ_{sim} for our simulated stripped nuclei and Ψ_{obs} for UCDs from Mieske et al. (2013). The line of best fit for our data, calculated from Figure 5 and Figure 4, is consistent with Mieske et al. (2013)'s data.

Voggel et al. (2018) noted from the data of Mieske et al. (2013)

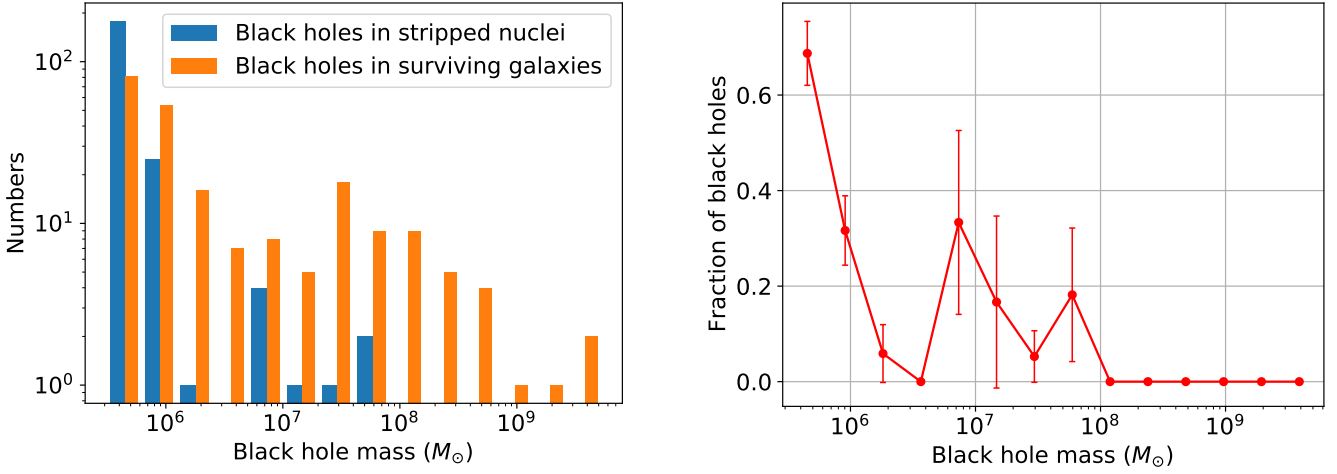


Figure 7. A comparison of the black hole population within stripped nuclei to the black hole population within surviving galaxies. The comparison is made at a given black hole mass for a single simulated cluster. **Left:** A comparison of the number of supermassive black holes in stripped nuclei with those in surviving galaxies. **Right:** The fraction of the black hole population that is found in stripped nuclei, defined as $f_{BHDis} = N_{BHDis} / (N_{BHDis} + N_{BHSur})$.

Table 5. Ratio of surviving galaxies with black holes to black holes in stripped nuclei for stripped nuclei with black holes $M_{BH} > 3 \times 10^5 M_\odot$ and $M_{BH} > 10^6 M_\odot$

Cluster-ID	Stripped nuclei/surviving galaxies ($M_{BH} > 10^6 M_\odot$)	Stripped nuclei/surviving galaxies ($M_{BH} > 3 \times 10^5 M_\odot$)
280000000000000	0.1	0.97
280000000000001	0.13	0.82
280000000000002	0.14	0.98
280000000000003	0.13	0.86
280000000000004	0.06	0.72
280000000000005	0.13	0.86
280000000000006	0.29	0.75

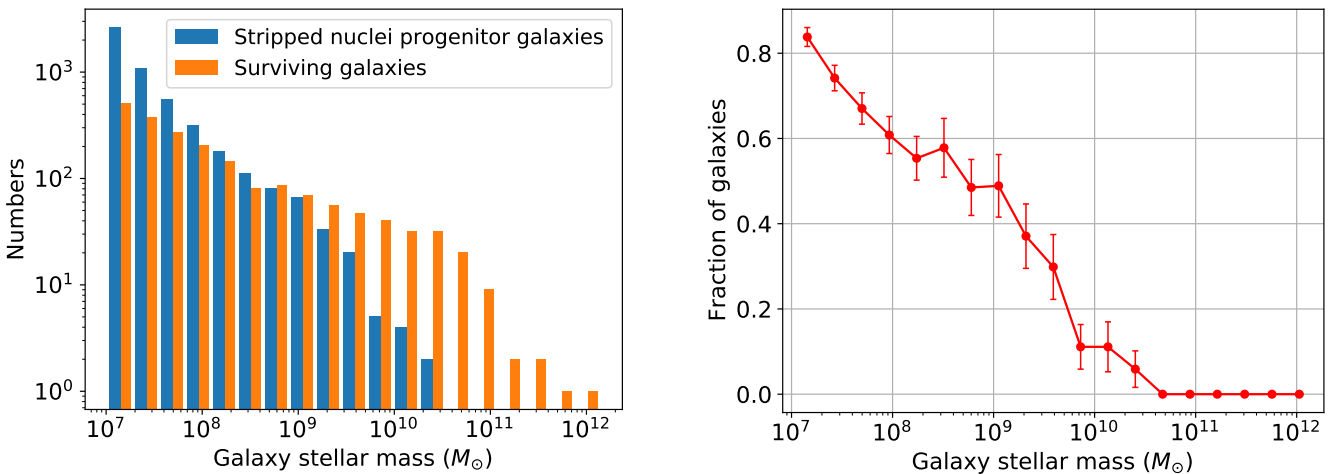


Figure 8. A comparison of galaxies at a given stellar mass that were disrupted to become stripped nuclei with galaxies that survived to redshift 0. The comparison is made at a given stellar mass for a single simulated cluster. **Left:** The absolute number of galaxies of each type. **Right:** The fraction of galaxies in a cluster that were disrupted to become stripped nuclei, defined as $f_{Dis} = N_{Dis} / (N_{Dis} + N_{Sur})$.

that there appears to be a trend of lower mass fraction black holes in lower mass UCDs. We also find in Section 3.3 that the mean mass elevation ratio increases with stripped nucleus mass, consistent with their conclusion.

A few factors will affect the comparison of our calculation of mass elevation ratio to the observers' calculations:

- Ferré-Mateu et al. (2021b) performed a multiwavelength, (X-ray, optical spectroscopy, mid-infrared and radio emission) search for black hole activity in UCDs and compact ellipticals. They found evidence for very massive black holes in about 4 per cent of their investigated ≈ 500 UCDs, including examples of UCDs with black holes that potentially exceed our 30 per cent mass fraction limit. Since these results have not been kinematically confirmed, they express caution about using their results as proper values. If this result is confirmed, our 30 per cent upper limit may be too low and should be raised.

- If supermassive black holes in stripped nuclei experience growth during the merger process that is unaccounted for in EAGLE, the number of high mass stripped nuclei with $M > 10^6 M_\odot$ black holes will be higher. This could affect the mass elevation ratio calculation, although the growth rate is unknown, and the nucleus would also grow, so the impact on the mass elevation ratio is uncertain.

- Additionally, there is also the possibility of observations overpredicting the mass elevation ratios of UCDs due to stellar population modelling. Voggel et al. (2018) studied the black hole content of UCD 320 and UCD 330 and found that their dynamical M/L ratios had been overestimated in previous studies.

For UCD 320, Taylor et al. (2010) measured $\Psi = 2.5$, while Mieske et al. (2013)'s analysis found $\Psi = 1.6$. In contrast, Voggel et al. (2018) found $\Psi = 0.9$, a mass measurement that finds UCD 320 does not have an elevated mass. Their lower Ψ is derived from VLT/SINFONI IFU observations that spatially resolve the UCD, giving a smaller derived effective radius for the UCD than found by Taylor et al. (2010) and higher stellar population M/L estimates.

Similarly, for UCD 330, Taylor et al. (2010) measured $\Psi = 2.3$, while Mieske et al. (2013)'s analysis found $\Psi = 1.7$. In contrast Voggel et al. (2018) found $\Psi = 0.9$. This lower result stems primarily from better data giving lower velocity dispersion measurements and may also be due to the use of a two-component mass model.

Voggel et al. (2018)'s finding, that the Taylor et al. (2010) data is not reliable, as well as the M/L ratio that Ahn et al. (2017) find for M59c0, which is lower than previous integrated-light measurements, shows the difficulty of accurately measuring M/L ratios. There appears, in general, to be a bias towards overestimating M/L ratios measured by integrated-light studies. This could be caused by the dispersion being overestimated. Possible causes are galaxy light contaminating the integrated-light spectra of the UCD, errors in the light and mass profile determination of the UCDs or modelling errors. If the mass elevation ratios of UCDs in Mieske et al. (2013) are consistently over-estimated, the observed mean mass elevation ratio might be lower. High quality data is therefore key in determining accurate Ψ measurements.

In conclusion the presence of a supermassive black hole can elevate the dynamical mass of a stripped nucleus. We find 80-90 per cent of high mass $M_{tot} > 10^7 M_\odot$ stripped nuclei should have elevated dynamical masses due to central supermassive black holes. This is consistent with the two-thirds of UCDs that Mieske et al. (2013) and 45-80 per cent of UCDs that Voggel et al. (2019) observe have elevated dynamical M/L ratios. The overall population of stripped nuclei has a mean mass elevation ratio of $\Psi_{sim} = 1.51^{+0.06}_{-0.04}$. This

is consistent with the value of $\Psi_{obs} = 1.7 \pm 0.2$ that Mieske et al. (2013) find for observations of UCDs.

4.2 Massive black holes in low-mass stripped nuclei

In Section 3.2, we investigated the possibility of massive black holes existing in the population of stripped nuclei that have total masses overlapping with globular clusters. We found that ≈ 0.1 per cent of objects that resemble globular clusters could be stripped nuclei that contain massive black holes. However, our results are consistent with stripped nuclei in the mass range of globular clusters containing no massive black holes.

Several studies have presented evidence for and against individual globular clusters containing intermediate-mass black holes (e.g. Gebhardt et al. 2002; Ulvestad et al. 2007; Maccarone et al. 2007, 2008; Noyola et al. 2010; Anderson & van der Marel 2010; Cseh et al. 2010; Lützgendorf et al. 2013; Feldmeier et al. 2013; Lanzoni et al. 2013; Baumgardt et al. 2019). At present, there is no solid confirmed evidence for any globular clusters containing supermassive or intermediate-mass black holes.

Tremou et al. (2018) used radio emissions to study 50 Galactic globular clusters and observed no emission consistent with an intermediate-mass black hole and set an upper limit of 10-15 per cent on the fraction of massive globular clusters that could host $\approx 10^4 M_\odot$ black holes. While we have no solid black hole mass estimates for the low mass sample of simulated stripped nuclei, even considering the scenario where 100 per cent of stripped nuclei contain supermassive black holes, they would make up no more than a few per cent of the globular cluster population, consistent with observations.

4.3 Supermassive black holes in galaxy clusters

One of the strongest motivations for studying the supermassive black hole population in UCDs is that some studies have estimated that the number of supermassive black holes in UCDs could rival the number of supermassive black holes in galaxy nuclei (Seth et al. 2014; Voggel et al. 2019).

In Section 3.5, we compared the population of black holes within stripped nuclei to those within surviving galaxy nuclei. In the seven massive galaxy clusters, we found a mean ratio of stripped nuclei black holes/black holes in surviving galaxies of 0.14 for black holes with $M_{BH} > 10^6 M_\odot$ and 0.85 for black holes with $M_{BH} > 3 \times 10^5 M_\odot$, indicating that black holes in stripped nuclei may not make up a large number of the most massive black holes, but at lower masses, they could rival the number of black holes in galaxy nuclei.

Because of the uncertainties in EAGLE's black hole numbers and the fact that we take the stripped nuclei progenitor masses over multiple snapshots, we also considered the ratios of surviving galaxies to disrupted galaxies.

Below a stellar mass of $10^9 M_\odot$, we find three times as many stripped nuclei progenitor galaxies as surviving galaxy nuclei. The occupation fraction of black holes in these low mass galaxies is unknown, but ≈ 100 per cent is possible (Miller et al. 2015). If this is the case, the number of intermediate or supermassive black holes in stripped nuclei could outnumber those in galaxy nuclei.

If we assume 100 per cent of nucleated galaxies with $M_* > 10^7 M_\odot$ host intermediate or supermassive black holes, and factor in the fraction of galaxies in each mass range we expect host nuclei, we find the number of black holes in stripped nuclei outnumbers

those in galaxy nuclei by a ratio of 1.2. The masses of black holes within these galaxies are likely $> 10^3 M_\odot$ (e.g. Barai & de Gouveia Dal Pino 2018; Mezcua et al. 2018).

However, even if we assume lower occupation fractions, a sizeable number of black holes in galaxy clusters could reside in stripped nuclei. Greene et al. (2020) review the current search for intermediate-mass black holes and conclude that in the stellar mass range of 10^9 to $10^{10} M_\odot$ > 50 per cent of galaxies should contain black holes. Using this lower limit, along with the assumption that $M_* > 10^{10} M_\odot$ galaxies have a 100 per cent occupation fraction, and $M_* < 10^9 M_\odot$ galaxies have a 0 per cent black hole occupation fraction, we find 53 stripped nuclei should contain supermassive black holes (with masses likely above $10^5 M_\odot$) and 187 supermassive black holes in surviving galaxies. Therefore, considering the minimum known constraints on supermassive black hole occupation fractions, stripped nuclei should represent a minimum increase in the supermassive black hole numbers in galaxy clusters of 30 per cent.

Similar results are found with predictions from simulations and semi-analytic models. Pacucci et al. (2021) summarized the predicted occupation fractions of black holes in dwarf galaxies from various studies in their Figure 3. Here we calculate the impact stripped nuclei would have on the relative number of black holes in galaxy clusters based on these studies.

Ricarte & Natarajan (2017) used a semi-analytic model to predict the growth of black holes. Their optimistic occupation fraction would result in a 57 per cent increase in black holes in galaxy clusters from stripped nuclei and their pessimistic prediction 28 per cent.

Bellovary et al. (2018) studied the black holes in dwarf galaxies in high-resolution zoom-in simulations. Using their prediction we would find a 97 per cent increase in black holes in galaxy clusters.

Askar et al. (2022) modelled IMBH growth via the merger of stellar clusters, factoring in the likelihood of the black hole being kicked from the cluster during a gravitational wave merger. In the high kick scenario their occupation fraction calculation would result in a 57 per cent increase in black holes in galaxy clusters, and the low kick scenario results in an 89 per cent increase.

So in summary, semi-analytic and simulation predictions result give a 28-97 per cent increase in black holes in galaxy clusters from stripped nuclei, consistent with the predictions from observations.

A complicating factor in determining the relative numbers of supermassive black holes in surviving galaxies as compared to disrupted galaxies is that the ratio between black hole mass and galaxy stellar mass may not stay constant between the time at which the stripped nuclei progenitor galaxies are disrupted and the present day.

Several studies have investigated how the ratio of black hole to galaxy stellar mass evolves with redshift and found a higher black hole to galaxy mass ratio at redshift 1-4 (e.g. Merloni et al. 2010; Willott et al. 2013; Decarli et al. 2018) up to a possible ten times discrepancy at $z > 6$. However, other studies, (e.g. Jahnke et al. 2009; Cisternas et al. 2011) found no evidence for an evolution in the black hole to host galaxy mass ratio, and there may be selection bias involved because high-redshift studies focus on exceptionally bright galaxies that host more massive black holes (e.g. Decarli et al. 2018).

While galaxy mergers that form stripped nuclei continue to redshift zero, they primarily merge in the universe's early stages. In Paper II we found that the mean merger time is 9.0 ± 0.2 Gyr or $z \approx 1.3$. Many progenitor galaxies will have formed and merged at even higher redshifts. These galaxies may have overmassive black holes

relative to their stellar masses, which will result in the stripped nuclei progenitor galaxies containing higher mass black holes relative to the surviving galaxies and having a higher black hole occupation fraction. Figure 1 shows that the black hole masses of stripped nuclei progenitors with $M_{BH} > 10^6 M_\odot$ sit slightly above the black hole masses in surviving simulated galaxies, supporting the fact that black holes in older galaxies are overmassive relative to those at $z = 0$.

Seth et al. (2014) compared the UCD population to the population of galaxies in the Fornax cluster that are likely to host supermassive black holes. Considering just higher mass UCDs, they concluded that they would represent a ≈ 40 per cent increase over the number of galaxy black holes in Fornax. Including lower mass UCDs with elevated dynamical M/L ratios, UCDs may more than double the number of black holes in the Fornax cluster. Their result is consistent with our predictions.

Voggel et al. (2019) estimated the occupation probability of SMBHs in UCDs as a function of their luminosity, based on modelling the dynamical M/L ratios of UCDs. They then compared these UCDs to galaxy nuclei in the Fornax and Virgo clusters. They found a ratio of SMBH UCDs to current nuclei of $0.89^{+0.57}_{-0.32}$ in Fornax and $0.83^{+0.22}_{-0.37}$ in Virgo, indicating that supermassive black holes in UCDs may equal or outnumber those in galaxy nuclei. Their result is consistent with our finding that the mean ratio of black holes in stripped nuclei to those in surviving galaxies is 0.85 for black holes with $M_{BH} > 3 \times 10^5 M_\odot$.

We conclude that even in a pessimistic scenario, assuming a lower bound on the number of galaxies expected to contain supermassive black holes and no evolution of the stellar mass-black hole mass relation, stripped nuclei should represent a 30 per cent increase in the number of black holes in galaxy clusters. Assuming higher black hole occupation fractions, or considering the black hole numbers predicted by EAGLE, stripped nuclei could equal or outnumber black holes in galaxy nuclei, consistent with predictions from Seth et al. (2014) and Voggel et al. (2019).

On average the masses of the black holes in stripped nuclei will be lower than those in galaxy nuclei due to being predominately from lower mass galaxies. However, the increased number of black holes in galaxy clusters would increase expected tidal disruption events and binary black hole merger rates.

5 SUMMARY

This paper presents the first work to predict the population of supermassive black holes in stripped nuclei using a hydrodynamic simulation. We find that the majority of stripped nuclei may contain supermassive black holes, the black holes in stripped nuclei can explain those in observed UCDs, our predicted mass elevation ratio of simulated stripped nuclei is consistent with that of observed UCDs, and supermassive black holes in stripped nuclei could equal or outnumber those in normal galaxy nuclei. our results are summarised as follows:

(i) The simulation can reproduce the expected black hole masses of observed UCDs extremely accurately, a strong test of our model of UCD formation establishing that the simulation can accurately predict the population of black holes in stripped nuclei.

(ii) Approximately 27 per cent of stripped nuclei with $M_{tot} > 10^7 M_\odot$ host $M_{BH} > 10^6 M_\odot$ supermassive black holes. Approximately 51 per cent of stripped nuclei with $M_{tot} > 2 \times 10^6 M_\odot$ host $M_{BH} > 3 \times 10^5 M_\odot$ supermassive black holes.

(iii) Approximately 2–4 per cent of stripped nuclei in the mass range of globular clusters could host intermediate or supermassive black holes, but our results are also consistent with no globular cluster mass stripped nuclei hosting black holes.

(iv) Approximately 80–90 per cent of supermassive black holes within stripped nuclei make up more than ≈ 3 per cent of the stripped nuclei mass and hence should be dynamically detectable, under good observing conditions. This is consistent with the percentage of high mass UCDs that are observed to have elevated dynamical masses.

(v) Our predicted mass elevation ratio of simulated stripped nuclei with $M_{tot} > 10^7 M_\odot$ is $\Psi_{sim} = 1.51^{+0.06}_{-0.04}$. This is consistent with that of observed UCDs, which have $\Psi_{obs} = 1.7 \pm 0.2$ (Mieske et al. 2013).

(vi) The mean ratio of black holes in stripped nuclei to black holes in surviving galaxies is 0.14 for black holes with $M > 10^6 M_\odot$ and 0.85 for black holes with $M > 3 \times 10^5 M_\odot$.

(vii) At high stellar masses, we find surviving galaxies outnumber progenitor galaxies of stripped nuclei. At low stellar masses, progenitor galaxies outnumber surviving galaxies. Therefore the ratio of black holes in stripped nuclei to surviving galaxies is dependent on the occupation fraction of black holes in low mass galaxies.

(viii) If we assume pessimistic occupation fractions of supermassive black holes in galaxies, stripped nuclei should represent a minimum increase in supermassive black holes in galaxy clusters of 30 per cent. Higher occupation fractions could result in the number of supermassive black holes in stripped nuclei equalling or outnumbering those in galaxies.

ACKNOWLEDGEMENTS

This work used the DiRAC@Durham facility managed by the Institute for Computational Cosmology on behalf of the STFC DiRAC HPC Facility (www.dirac.ac.uk). The equipment was funded by BEIS capital funding via STFC capital grants ST/K00042X/1, ST/P002293/1, ST/R002371/1 and ST/S002502/1, Durham University and STFC operations grant ST/R000832/1. DiRAC is part of the National e-Infrastructure.

JP was supported by the Australian government through the Australian Research Council's Discovery Projects funding scheme (DP200102574).

DATA AVAILABILITY STATEMENT

Data available on request.

REFERENCES

Afanasiev A. V., et al., 2018, *MNRAS*, 477, 4856–4865
 Ahn C. P., et al., 2017, *ApJ*, 839, 72
 Ahn C. P., et al., 2018, *ApJ*, 858, 102
 Alvarez M. A., Wise J. H., Abel T., 2009, *ApJ*, 701, L133
 Anderson J., van der Marel R. P., 2010, *ApJ*, 710, 1032–1062
 Askar A., Davies M. B., Church R. P., 2022, *Monthly Notices of the Royal Astronomical Society*, 511, 2631
 Barai P., de Gouveia Dal Pino E. M., 2018, *Proceedings of the International Astronomical Union*, 14, 154–157
 Bassino L. P., Muzzio J. C., Rabolli M., 1994, *ApJ*, 431, 634
 Baumgardt H., et al., 2019, *MNRAS*, 488, 5340–5351
 Bean R., Magueijo J., 2002, *Physical Review D*, 66

Begelman M. C., Volonteri M., Rees M. J., 2006, *MNRAS*, 370, 289
 Bekki K., Couch W. J., Drinkwater M. J., 2001, *ApJ*, 552, L105
 Bekki K., et al., 2003, *MNRAS*, 344, 399
 Bellovary J., Cleary C., Tremmel M., Munshi F., 2018, in *American Astronomical Society Meeting Abstracts* #231. p. 305.01
 Binney J., Tremaine S., 1987, *Galactic dynamics*. Princeton University Press
 Brok M. d., et al., 2015, *ApJ*, 809, 101
 Chen N., Ni Y., Tremmel M., Di Matteo T., Bird S., DeGraf C., Feng Y., 2022, *MNRAS*, 510, 531
 Chiboucas K., et al., 2011, *ApJ*, 737, 86
 Chilingarian I. V., Katkov I. Y., Zolotukhin I. Y., Grishin K. A., Beletsky Y., Boutsia K., Osip D. J., 2018, *ApJ*, 863, 1
 Cisternas M., et al., 2011, *ApJ*, 741, L11
 Crain R. A., et al., 2015, *MNRAS*, 450, 1937
 Cseh D., Kaaret P., Corbel S., K rding E., Coriat M., Tzioumis A., Lanzoni B., 2010, *MNRAS*, 406, 1049
 Da Rocha C., Mieske S., Georgiev I. Y., Hilker M., Ziegler B. L., Mendes de Oliveira C., 2011, *A&A*, 525, A86
 Dabringhausen J., Fellhauer M., Kroupa P., 2010, *MNRAS*, 403, 1054
 De Bortoli B. J., Bassino L. P., Caso J. P., Ennis A. I., 2020, *MNRAS*, 492, 4313–4324
 Decarli R., et al., 2018, *ApJ*, 854, 97
 Devecchi B., Volonteri M., Rossi E. M., Colpi M., Portegies Zwart S., 2012, *MNRAS*, 421, 1465
 Dolag K., Borgani S., Murante G., Springel V., 2009, *MNRAS*, 399, 497
 Drinkwater M. J., Jones J. B., Gregg M. D., Philipps S., 2000, *Publ. Astron. Soc. Australia*, 17, 227
 Drinkwater M. J., et al., 2003, *Nature*, 423, 519
 Durrell P. R., et al., 2014, *ApJ*, 794, 103
 Evstigneeva E. A., Gregg M. D., Drinkwater M. J., Hilker M., 2007a, *AJ*, 133, 1722–1740
 Evstigneeva E. A., Drinkwater M. J., Jurek R., Firth P., Jones J. B., Gregg M. D., Philipps S., 2007b, *MNRAS*, 378, 1036
 Evstigneeva E. A., et al., 2008, *AJ*, 136, 461–478
 Feldmeier A., et al., 2013, *A&A*, 554, A63
 Ferrarese L., Merritt D., 2000, *ApJ*, 539, L9
 Ferr -Mateu A., Durr  M., Forbes D. A., Romanowsky A. J., Alabi A., Brodie J. P., McDermid R. M., 2021a, *MNRAS*, 503, 5455–5472
 Ferr -Mateu A., Mezcua M., Barrows R. S., 2021b, *MNRAS*, 506, 4702–4714
 Forbes D., Pota V., Usher C., Strader J., Romanowsky A., Brodie J., Arnold J., Spitler L., 2013, *MNRAS*, 435, L6
 Gebhardt K., et al., 2000, *ApJ*, 539, L13
 Gebhardt K., Rich R. M., Ho L. C., 2002, *ApJ*, 578, L41–L45
 Goerdt T., Moore B., Kazantzidis S., Kaufmann T., Macci  A. V., Stadel J., 2008, *MNRAS*, 385, 2136
 Graham A. W., Guzm n R., 2003, *The Astronomical Journal*, 125, 2936–2950
 Graham A. W., Scott N., 2013, *ApJ*, 764, 151
 Greene J. E., Strader J., Ho L. C., 2020, *ARA&A*, 58, 257–312
 H şegan M., et al., 2005, *ApJ*, 627, 203
 H ring N., Rix H.-W., 2004, *ApJ*, 604, L89
 Hau G. K. T., Spitler L. R., Forbes D. A., Proctor R. N., Strader J., Mendel J. T., Brodie J. P., Harris W. E., 2009, *MNRAS*, 394, L97
 Hilker M., Infante L., Vieira G., Kissler-Patig M., Richtler T., 1999, *A&AS*, 134, 75
 Hilker M., Baumgardt H., Infante L., Drinkwater M., Evstigneeva E., Gregg M., 2007, *A&A*, 463, 119
 Hilker M., Mieske S., Baumgardt H., Dabringhausen J., 2008, in *Vesperini E., Giersz M., Sills A., eds, IAU Symposium Vol. 246, Dynamical Evolution of Dense Stellar Systems*. pp 427–428, doi:10.1017/S1743921308016104
 Jahnke K., et al., 2009, *ApJ*, 706, L215–L220
 Kormendy J., Ho L. C., 2013, *ARA&A*, 51, 511
 Kormendy J., Richstone D., 1995, *ARA&A*, 33, 581
 Kroupa P., 2001, *MNRAS*, 322, 231
 Lacey C., Cole S., 1993, *MNRAS*, 262, 627
 Lanzoni B., et al., 2013, *ApJ*, 769, 107

- Latif M. A., Schleicher D. R. G., Schmidt W., Niemeyer J., 2013, *MNRAS*, **433**, 1607
- Leigh N. W. C., Böker T., Maccarone T. J., Perets H. B., 2013, *MNRAS*, **429**, 2997
- Liske J., Driver S. P., Allen P. D., Cross N. J. G., De Propriis R., 2006, *MNRAS*, **369**, 1547
- Liu C., et al., 2020, *ApJS*, 250
- Lützgendorf N., et al., 2013, *A&A*, **552**, A49
- Maccarone T. J., Kundu A., Zepf S. E., Rhode K. L., 2007, *Nature*, **445**, 183–185
- Maccarone T. J., Bergond G., Kundu A., Rhode K. L., Salzer J. J., Shih I. C., Zepf S. E., 2008, *IAU Symp.*, **246**, 336
- Madau P., Rees M. J., 2001, *ApJ*, **551**, L27
- Madrid J. P., Donzelli C. J., 2013, *ApJ*, **770**, 158
- Magorrian J., et al., 1998, *AJ*, **115**, 2285
- Marconi A., Hunt L. K., 2003, *ApJ*, **589**, L21
- Mayes R., Drinkwater M., Pfeffer J., Baumgardt H., Liu C., Ferrarese L., Côté P., Peng E., 2020, *MNRAS*, 501
- Mayes R. J., Drinkwater M. J., Pfeffer J., Baumgardt H., Liu C., Ferrarese L., Côté P., Peng E. W., 2021, *MNRAS*, **506**, 2459
- McAlpine S., et al., 2016, *Astronomy and Computing*, **15**, 72
- McAlpine S., Bower R. G., Harrison C. M., Crain R. A., Schaller M., Schaye J., Theuns T., 2017, *MNRAS*, **468**, 3395
- McConnell N. J., Ma C.-P., 2013, *ApJ*, **764**, 184
- Merloni A., et al., 2010, *ApJ*, **708**, 137
- Merritt D., Schnittman J. D., Komossa S., 2009, *ApJ*, **699**, 1690–1710
- Mezcua M., Civano F., Marchesi S., Suh H., Fabbiano G., Volonteri M., 2018, *MNRAS*, **478**, 2576–2591
- Mieske S., Kroupa P., 2008, *ApJ*, **677**, 276
- Mieske S., Hilker M., Infante L., 2002, *A&A*, **383**, 823
- Mieske S., Hilker M., Infante L., Jordán A., 2006, *AJ*, **131**, 2442
- Mieske S., Hilker M., Misdeld I., Jordán A., Infante L., Kissler-Patig M., 2009, *A&A*, **498**, 705–710
- Mieske S., Hilker M., Misdeld I., 2012, *A&A*, **537**, A3
- Mieske S., et al., 2013, *A&A*, **558**, A14
- Miller B. P., Gallo E., Greene J. E., Kelly B. C., Treu T., Woo J.-H., Baldassare V., 2015, *ApJ*, **799**, 98
- Nguyen D. D., et al., 2019, *ApJ*, **872**, 104
- Norris M. A., Kannappan S. J., 2011, *MNRAS*, **414**, 739
- Noyola E., Gebhardt K., Kissler-Patig M., Lützgendorf N., Jalali B., de Zeeuw P. T., Baumgardt H., 2010, *ApJ*, **719**, L60–L64
- Pacucci F., Mezcua M., Regan J. A., 2021, *The Astrophysical Journal*, **920**, 134
- Pfeffer J., Baumgardt H., 2013, *MNRAS*, **433**, 1997
- Pfeffer J., et al., 2014, *MNRAS*, **444**, 3670
- Pfeffer J., Hilker M., Baumgardt H., Griffen B. F., 2016, *MNRAS*, **458**, 2492
- Qu Y., et al., 2017, *MNRAS*, **464**, 1659
- Rafferty D. A., McNamara B. R., Nulsen P. E. J., Wise M. W., 2006, *ApJ*, **652**, 216
- Reines A. E., Volonteri M., 2015, *ApJ*, **813**, 82
- Reines A. E., Greene J. E., Geha M., 2013, *ApJ*, **775**, 116
- Ricarte A., Natarajan P., 2017, *Monthly Notices of the Royal Astronomical Society*, **474**, 1995
- Ricarte A., Tremmel M., Natarajan P., Quinn T., 2020, *ApJ*, **895**, L8
- Rosas-Guevara Y., Bower R. G., Schaye J., McAlpine S., Dalla Vecchia C., Frenk C. S., Schaller M., Theuns T., 2016, *MNRAS*, **462**, 190
- Sánchez-Janssen R., et al., 2019, *ApJ*, **878**, 18
- Schaye J., et al., 2015, *MNRAS*, **446**, 521
- Seth A., Agüeros M., Lee D., Basu-Zych A., 2008, *ApJ*, **678**, 116–130
- Seth A. C., et al., 2014, *Nature*, **513**, 398
- Somerville R. S., Hopkins P. F., Cox T. J., Robertson B. E., Hernquist L., 2008, *MNRAS*, **391**, 481
- Springel V., White S. D. M., Tormen G., Kauffmann G., 2001, *MNRAS*, **328**, 726
- Storchi-Bergmann T., Schnorr-Müller A., 2019, *Nature Astronomy*, **3**, 48–61
- Taylor M. A., Puzia T. H., Harris G. L., Harris W. E., Kissler-Patig M., Hilker M., 2010, *ApJ*, **712**, 1191
- Tremou E., et al., 2018, *ApJ*, **862**, 16
- Ulvestad J. S., Greene J. E., Ho L. C., 2007, *ApJ*, **661**, L151–L154
- Voggel K., Hilker M., Richtler T., 2016, *A&A*, **586**, A102
- Voggel K. T., et al., 2018, *ApJ*, **858**, 20
- Voggel K. T., Seth A. C., Baumgardt H., Mieske S., Pfeffer J., Rasskazov A., 2019, *ApJ*, **871**, 159
- Willott C. J., Omont A., Bergeron J., 2013, *ApJ*, **770**, 13
- Zhang H.-X., et al., 2015, *ApJ*, **802**, 30

This paper has been typeset from a \LaTeX file prepared by the author.