

Note on an improved classical limit of Clebsch-Gordan coefficients

J.S.Dowker¹

*Theory Group,
Department of Physics and Astronomy,
The University of Manchester,
Manchester, England*

A symmetrising shift employed by Frenkel and Hartnoll in the approximate computation of the elements of matrix spherical harmonics is further explored and shown to be related to the permutation symmetry of 3-j symbols yielding an extension of the Edmonds classical limit. Some graphs are displayed.

¹dowkeruk@yahoo.co.uk

1. Introduction

In a discussion of entanglement in matrix theory, Frenkel and Hartnoll, [1], compute the classical limit of matrix spherical harmonics. In doing so they apply a shift to the matrix element which considerably extends the scope of the approximation. In this very short note, I wish to elaborate a little on this improvement essentially by recasting the notation into a more familiar form. While relatively obvious, I could not find a treatment in the literature.

2. Set up

Frenkel and Hartnoll calculate the matrix spherical harmonics *ab initio*. However, numerically, and formally, one can use the fact that, by Wigner–Eckart, they are proportional to Clebsch–Gordan coefficients, or equivalently, and better visually, to 3–j symbols. The classical limit then follows, as described later, from that of the 3–j symbol which can be found in some textbooks, *e.g.* [2]. I wish to show that the Frenkel and Hartnoll ‘shift’ constitutes a significant improvement to these known formulae.

The theory of matrix spherical harmonics, or, more abstractly, of operator spherical harmonics, $Y_M^L(\mathbf{J})$,² is well treated by Schwinger, [3]. In the $|J, \alpha\rangle$ carrier space of an $SU(2)$ irrep. they are $(2J + 1)$ –square matrices and are proportional to the Y_{jm} of [1]. Notationally, $j \sim L$, $m \sim M$ and $N \sim 2J + 1$. The projection label α is related to the integer k in [1]. (See later.)

Although it is not really necessary for the point at issue in the present note, I relate the harmonics in [1] to those in [3] by comparing normalisations.

3. Comparisons

The normalisation of $Y_M^L(\mathbf{J})$ is given in Schwinger, [3] equn.(5.73),

$$\frac{1}{2J + 1} \text{tr} Y_M^L(\mathbf{J})^\dagger Y_M^L(\mathbf{J}) = \frac{1}{4\pi} \{J(J + 1)\}^L \quad (1)$$

where the bracket $\{J(J + 1)\}$ is the finite analogue of \mathbf{r}^2 and equals

$$\{J(J + 1)\}^L = \prod_{n=0}^{L-1} \left[J(J + 1) - \frac{n}{2} \left(\frac{n}{2} + 1 \right) \right]. \quad (2)$$

² My notation differs from that of [1].

Comparison of (1) with the normalisation in [1], $\text{tr} Y_{jm}^\dagger Y_{jm} = 2J + 1$, yields the precise relation,

$$Y_{jm} = \frac{\sqrt{4\pi}}{\{J(J+1)\}^{L/2}} Y_M^L(\mathbf{J}), \quad (3)$$

where, for short,

$$\{J(J+1)\}^{L/2} \equiv (\{J(J+1)\}^L)^{1/2}$$

The Y_{jm} are ‘surface’ harmonics and the $Y_M^L(\mathbf{J})$ are ‘solid’ harmonics.

Notationally, I now drop the labels in [1] and write Y_{LM} instead of Y_{jm} , *etc.*

4. The calculation

The numerical evaluation of the matrix harmonics is best accomplished by writing them in terms of 3-j symbols by Wigner–Eckart, [3], (5.13). The reduced matrix elements are computed in [3], (5.58), giving the result,

$$\langle J\alpha | Y_M^L(\mathbf{J}) | J\beta \rangle = (-1)^{\alpha-J} \left(\frac{(2L+1)(2J+1)}{4\pi} \right)^{1/2} \{J(J+1)\}^{L/2} \begin{pmatrix} J & L & J \\ -\alpha & M & \beta \end{pmatrix}$$

which, using (3), translates to,

$$\langle J\alpha | Y_{LM} | J\beta \rangle = (-1)^{\alpha-J} ((2L+1)(2J+1))^{1/2} \begin{pmatrix} J & L & J \\ -\alpha & M & \beta \end{pmatrix}, \quad (4)$$

for the matrix elements of the matrix harmonics as used in [1].

The projection α is related to the integer label, k , in [1] by

$$\alpha = -k + 1 + J. \quad (5)$$

Since $\beta = \alpha - M$. as α runs from J to $-J$, k ranges from 1 to an upper limit determined by $\beta \leq J$ *i.e.* to an upper limit of $2J + 1 - M = N - M$.

Expression (4) is my basic equality and is easily computed, as it stands, by a CAS.

5. Classical approximations

An approximate form for the 3-j symbol, or for the equivalent Clebsch–Gordan coefficient, was given by Edmonds, [4], and derived, later, in detail by Brussaard and Tolhoek, [5].

For convenience, I repeat the expression arrived at in [5], adjusted for present requirements,

$$\sqrt{2J+1} \begin{pmatrix} J & L & J \\ -\alpha & M & \beta \end{pmatrix} \approx (-1)^{J-\beta} \mathcal{D}_{M,0}^L(0, \theta, 0). \quad (6)$$

\mathcal{D} is a Wigner rotation matrix which can be expressed in terms of associated Legendre functions but, numerically, can be left to the CAS. The angle θ is defined by,

$$\cos \theta = \alpha / \sqrt{J(J+1)} \approx \alpha / J. \quad (7)$$

I make the following historical remarks. Reference [5] refers to [4] where, in §2.7, a series representation of the Clebsch–Gordan coefficient, in the limit of J being much larger than L , is compared with a series form of the Wigner rotation matrix. The angle, θ , is given as the second form in (7) with the first form being stated to yield a more accurate answer. In [6], only the first form is given. Another choice, quoted in [7], is $\cos \theta = \alpha / (J + 1/2)$. Furthermore, Edmonds stipulates that α has to be much larger than m although this condition is expressly removed by Brussaard and Tolhoek.³

When (6) is substituted into (4), the phases conspire to yield the simple approximation,

$$\begin{aligned} \langle J\alpha | Y_{LM} | J\beta \rangle &\approx (-1)^M (2L+1)^{1/2} \mathcal{D}_{M,0}^L(0, \theta, 0) \\ &\equiv \langle J\alpha | Y_{LM}^{approx} | J\beta \rangle, \end{aligned} \quad (8)$$

and I adopt the first form of the angle in (7) for the numerics in section 8.

An approximation for the matrix element is also derived by Frenkel and Hartnoll, [1], essentially by taking the continuum limit of the discrete Laplacian. The result is given in their equn.(59), which, to a constant factor, is the same as (8) except that the angle is slightly different,

$$\cos \theta = \frac{\alpha - 1/2}{J + 1/2} \approx \frac{\alpha}{J}.$$

³ I also note that in the course of the calculation in [5] (which is not particularly extensive), the condition $J \gg \alpha + 1$ is applied. This suggests that a reappraisal of the analysis should be undertaken as regards the form of θ if this condition is relaxed.

6. The Frenkel–Hartnoll shift

From the angle, (7), it can be seen immediately that the approximation, (8), does not respect the symmetry properties of the 3-j symbol.⁴ Thus, why not choose β/J ? More precisely, consider the substitution, $\alpha \rightarrow -\beta = M - \alpha$. This acts on the 3-j symbol as a simple interchange of columns with a resulting parity,

$$\begin{pmatrix} J & L & J \\ -\alpha & M & \alpha - M \end{pmatrix} \rightarrow \begin{pmatrix} J & L & J \\ \alpha - M & M & -\alpha \end{pmatrix} = (-1)^{2J+L} \begin{pmatrix} J & L & J \\ -\alpha & M & \alpha - M \end{pmatrix},$$

which means that the matrix elements, say (4), are symmetric or antisymmetric about the value $\alpha = M/2$.

This behaviour can be transferred to the approximation, (6), by replacing, in a somewhat *ad hoc* fashion, the definition (7) by the more symmetrical one,

$$\cos \theta = \frac{(\alpha + \beta)/2}{\sqrt{J(J+1)}} = \frac{\alpha - M/2}{\sqrt{J(J+1)}}, \quad (9)$$

which is invariant under $\alpha \leftrightarrow \beta$.⁵

Using (5), this shift in the projection quantum number, α , translates into the same shift in the label k as introduced in [1].

If the projection, α , is very large (as Edmonds requires) the shift can be ignored.

7. Renormalisation

The approximate matrix harmonics, Y_{LM}^{approx} , in (8), violate the normalisation of the exact quantities. Hence, as discussed in [1], when comparing, it is necessary to renormalise the approximate modes to cY_{LM}^{approx} , where c equals the exact norm, $\sqrt{2J+1}$, divided by the approximate one (which is easily calculated numerically).

⁴ This is expressed in a different way in [1].

⁵ The relevant parity behaviour is $\mathcal{D}_M^L(0, -\theta, 0) = (-1)^{L-M} \mathcal{D}_M^L(0, \theta, 0)$.

8. Numerical examples

Two numerical results are shown in [1] of the improvement effected by this symmetrising shift. Three more are presented below.

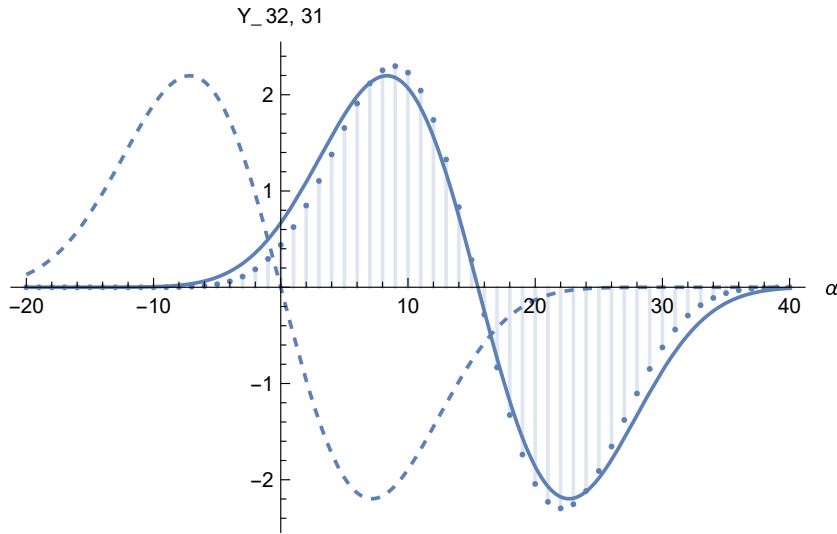


Fig.1. The elements $\langle 40, \alpha | Y_{32,31} | 40, \beta \rangle$. The dots mark the exact values. The dashed curve gives the Edmonds approximation and the continuous one is this translated by the Frenkel–Hartnoll shift.

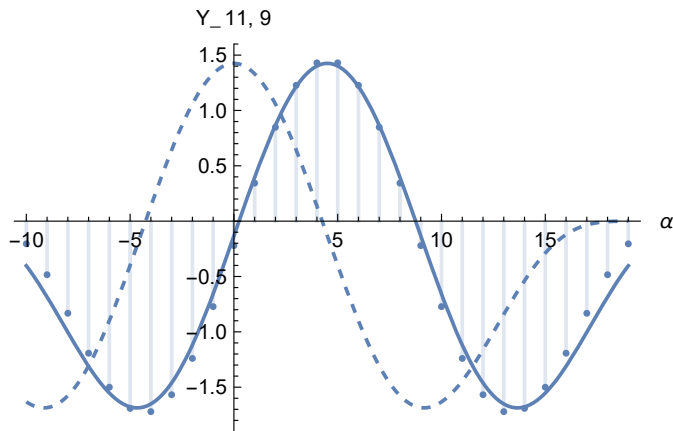


Fig.2. The same as Fig.1 but for $L = 11$, $M = 9$ and $J = 19$.

Fig.1 illustrates a rather extreme example of the effect of the shift in that the unshifted ‘approximation’ has a minimum roughly where the exact and shifted versions have maxima. The improved values are reasonably accurate.

Fig.2 is a case in which the uncorrected approximation is roughly antisymmetric about $\alpha = 9/2$ while the others are (exactly) symmetric.

To show the effect of different choices for the angle θ , as defined by (7), some values are listed for the matrix element corresponding to $k = 1$ with $L = 7$, $M = 6$ and $J = 6$,⁶

$$\begin{aligned} 1.630535, & \quad \theta = \cos^{-1} \alpha / \sqrt{J(J+1)} \\ 1.633786, & \quad \theta = \cos^{-1} \alpha / (J + 1/2) \\ 1.534904, & \quad \theta = \cos^{-1} \alpha / J \\ 1.411474, & \quad \text{exactvalue.} \end{aligned}$$

Curiously, the ‘worst’ angle approximation (according to Edmonds) gives the better value. To confirm this empirical fact, Fig.3 replots Fig.2 but using $\cos \theta = \alpha / J$. It shows a generally better approximation which I am unable to account for (but see footnote 3).

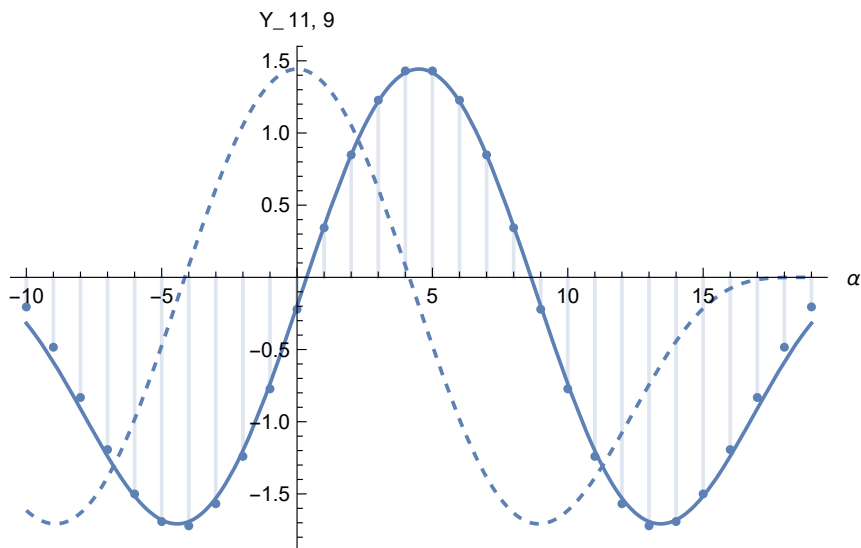


Fig.3. The same as Fig.2 but using a different angle form.

9. Conclusion

Symmetrisation has been shown to considerably extend the range of applicability of the Edmonds–Brussaard–Tolhoek classical approximation for Clebsch–Gordan coefficients (3–j symbols).

⁶ I thank Alexander Frenkel for supplying some numbers and information.

References.

1. Frenkel,A. and Hartnoll,S.A. *Emergent Area Laws from Entangled Matrices* 2301.01325.
2. Brink, D.M. and Satchler, G.R. *Angular momentum theory*, 3rd Edn. (Clarendon Press, Oxford, (1993).
3. Schwinger, J. *On Angular Momentum in Quantum Theory of Angular Momentum* edited by Biedenharn,L.C. and van Dam, H. (Academic Press, N.Y. 1965).
4. Edmonds,A.R. *Angular Momentum in Quantum Mechanics* (CERN 55-26, Geneva (1955)).
5. Brussaard,P.J. and Tolhoek,H.A. *Classical Limits of Clebsch–Gordan Coefficients, Racah Coefficients and $D_{mn}^l(\phi, \theta, \psi)$ –Functions.*, *Physica* **23** (1957) 955.
6. Edmonds,A.R. *Angular Momentum in Quantum Mechanics* (Princeton Univ. Press, Princeton (1957).
7. Varshalovich,D.A.,Moskalev,A. and Khersonskii,V.K. *Quantum Theory of Angular Momentum*, (World Scientific, Singapore, (1988).