

Charged lepton-flavor violating processes and suppression of nonunitary mixing effects in low-scale seesaw models

J. C. Garnica^{*} and E. Peinado[†]

*Instituto de Física, Universidad Nacional Autónoma de México,
AP 20-364, Ciudad de México 01000, México*

G. Hernández-Tomé[‡]

*Departamento de Física, Centro de Investigación y de
Estudios Avanzados del Instituto Politécnico Nacional
Apartado Postal 14-740, 07000 Ciudad de México, México*

We examine the parameter space region of the inverse seesaw model that is consistent with neutrino oscillation data. We focus on the correlation between the current limits from the search of the $\mu \rightarrow e\gamma$ lepton flavor violating decay and the non-standard effects associated with the presence of new heavy neutrino states. Unlike what we would expect from an inverse seesaw model, we present a structure for the neutrinos mass matrices in which the rates of charged lepton flavor-violating processes are negligible. Additionally, we provide a model based on symmetries for such a scenario.

I. INTRODUCTION

The seesaw mechanism offers an attractive scenario to explain the tiny Majorana neutrino masses. The suppression of the light masses is due to the tree-level exchange of very heavy fields, such as right-handed singlet fermions (type-I seesaw)[1–4], scalar triplet (type-II seesaw)[5–9], or fermions triplet (type-III seesaw)[10]. Nevertheless, a direct experimental test of these high-scale scenarios might be impossible due to the decoupling of the new heavy particles. Alternatively, *low-scale seesaw models*, more specifically, the inverse [11, 12] and linear models[13] are well-motivated variants that open the possibility for a richer phenomenology at a new physics scale accessible to current experiments, such as the existence of new heavy neutrino states with masses at the TeV scale, as well as the presence of charged lepton flavor violating (cLFV) or lepton number violation (LNV) processes at sizeable levels [14–24].

^{*} juangarnica@estudiantes.fisica.unam.mx

[†] epeinado@fisica.unam.mx

[‡] gerardo.hernandez@cinvestav.mx

In this work, we analyzed the parameter space region of the so-called inverse seesaw (ISS) model consistent with the current data in the neutrino sector. We based our analysis on two possible scenarios. In the first one, which we will call *Model A*, we focus on the correlation between non-unitary effects associated with the presence of heavy neutrinos and the limits from the search for cLFV processes. The second case, *Model B*, presents a scenario by assuming diagonal structures for the Dirac and heavy mass matrices, while all the structure comes from the lowest scale mass matrix. *Model B* is special since only the SM neutrinos contribute to cLFV processes. Moreover, the contribution from the heavy fermions vanishes at the leading order, which goes against the typical assumption in a low-energy seesaw model. We verified our findings by using two methods, the perturbative block mass matrix diagonalization (BMDM) method presented in [25, 26] and our complete numerical diagonalization routine implemented in *Wolfram Mathematica*.

We highlight that when the matrix η is diagonal, the cLFV processes are suppressed no matter the seesaw scale. For this reason, we provided a UV-complete model for scenario B. In such a scenario, we stress the comparison of our results using a complete numerical diagonalization with the BMDM.

The structure of this manuscript is as follows: Section II is devoted to introducing the general form of the mass matrix defining the seesaw models, the basic aspects of the BMDM, and presenting the η matrix that quantifies the non-unitary effects. After this, we diagonalised the neutrino mass matrix of the ISS model as a particular case of the general seesaw structure. Section III presents the analytical expressions, and the current experimental status of the cLFV decays $\ell \rightarrow \ell' \gamma$ ($\ell = \mu (\tau)$, $\ell' = e (e, \mu)$). In section IV, we present the numerical analysis associated with the phenomenology of *Models A* and *B*. Section V introduces an ultraviolet completion for *Model B*. We finish with a summary and conclusions in Sec. VI.

II. SEESAW MODELS

From a theoretical perspective, the Majorana nature of neutrinos is motivated by the scale suppression in the dimension 5 Weinberg operator [27], whose UV completion may rise from the seesaw models. In a seesaw model, besides the three active left-handed neutrinos ν_{Li} ($i = 1, 2, 3$) of the SM, the neutrino sector is extended by a number n of new right-handed singlets fields N_{Rk} ($k = 1, 2, \dots, n$) that allow both Dirac and Majorana

mass terms:

$$-\mathcal{L}_{\text{Mass}} = \overline{\hat{\nu}_{Li}} (\mathcal{M}_D)_{ij} \hat{N}_{Rj} + \frac{1}{2} \overline{\hat{N}_{Ri}^c} (\mathcal{M}_R)_{ij} \hat{N}_{Rj} + \text{h.c.}, \quad (\text{II.1})$$

where $\psi^c \equiv C\bar{\psi}^T$ is the charge conjugated field and C is the charge conjugation matrix. Notice that in such a case, the total number of neutrino states is given by $n' \equiv (3 + n)$.

Eq. (II.1) can be written in a compact form, in the basis $\hat{\chi}_L \equiv (\hat{\nu}_{L1}, \hat{\nu}_{L2}, \hat{\nu}_{L3}, \hat{N}_{R1}^c, \dots, \hat{N}_{Rn}^c)$, as follows

$$-\mathcal{L}_{\text{Mass}} = \frac{1}{2} \overline{\hat{\chi}_L} \mathcal{M} \hat{\chi}_L + \text{h.c.}, \quad \text{where} \quad \mathcal{M}_{n' \times n'} = \begin{pmatrix} 0_{3 \times 3} & \mathcal{M}_{D_{3 \times n}} \\ \mathcal{M}_{D_{n \times 3}}^T & \mathcal{M}_{R_{n \times n}} \end{pmatrix}, \quad (\text{II.2})$$

where the hat in Eq. (II.2) stands for the fields in the flavor basis, i.e. $\hat{\chi}_{Li} = \mathcal{U}_{ij}^{\nu*} \chi_{Lj}$, and χ_{Lj} are the physical neutrino states^{*}. The above structure defines the Type-I seesaw models, where the dimension of the sub-block matrices \mathcal{M}_D and \mathcal{M}_R is denoted by the subindices[†], in such a way that the complete neutrino matrix \mathcal{M} has dimensions $n' \times n'$.

A. Block matrix diagonalization method (BMDM)

In the type-I seesaw, the heavy right-handed neutrinos are integrated out. In this case, we are in the limit $|\mathcal{M}_D| \ll |\mathcal{M}_R|$. It is possible to block-diagonalize the neutrino mass matrix up to terms of the order $\mathcal{M}_R^{-1} \mathcal{M}_D$ by a unitary matrix \mathcal{U}^ν that connects weak and physical states as follows [25, 26]

$$(\mathcal{U}^\nu)^T \mathcal{M} \mathcal{U}^\nu = \mathcal{M}^{\text{diag}}, \quad \text{where} \quad \mathcal{M}_{n' \times n'}^{\text{diag}} = \begin{pmatrix} m_{\nu_{3 \times 3}}^{\text{diag}} & 0_{3 \times n} \\ 0_{n \times 3} & M_{N_{n \times n}}^{\text{diag}} \end{pmatrix}. \quad (\text{II.3})$$

In the above expression, $m_{\nu_{3 \times 3}}^{\text{diag}} \equiv \text{diag}(m_1, m_2, m_3)$ is a sub-block diagonal matrix associated with the three light active states, while $M_{N_{n \times n}}^{\text{diag}} \equiv \text{diag}(m_{N_1}, m_{N_2}, \dots, m_{N_n})$ is a sub-block diagonal matrix defining the masses of n heavy states. The matrix \mathcal{U}^ν at leading order is approximated as [25, 26]

$$\mathcal{U}_{n' \times n'}^\nu = U_{n' \times n'}^\nu \cdot V_{n' \times n'}, \quad (\text{II.4})$$

with

$$V_{n' \times n'} = \begin{pmatrix} V_{1_{3 \times 3}} & 0 \\ 0 & V_{2_{n \times n}} \end{pmatrix}, \quad (\text{II.5})$$

^{*} Note also that in order to define all the mass states positive the matrix \mathcal{U}^ν can be multiplied by a diagonal matrix $\sqrt{\lambda}$ of complex phases, this is equivalent to redefining the fields by $\chi_i \rightarrow \chi_{Li} + \lambda_i \chi_{Li}^c$, where $\lambda_i = \pm 1$ is the CP parity of the field χ_i .

[†] We use this notation in all the text when we consider necessary to clarify the dimensions of the matrices.

and

$$U_{n' \times n'}^\nu = \begin{pmatrix} \mathbb{I}_{3 \times 3} - \frac{1}{2}(\mathcal{M}_D^*(\mathcal{M}_R^*)^{-1}\mathcal{M}_R^{-1}\mathcal{M}_D^T)_{3 \times 3} & (\mathcal{M}_D^*(\mathcal{M}_R^*)^{-1})_{3 \times n} \\ -(\mathcal{M}_R^{-1}\mathcal{M}_D^T)_{n \times 3} & \mathbb{I}_{n \times n} - \frac{1}{2}(\mathcal{M}_R^{-1}\mathcal{M}_D^T\mathcal{M}_D^*(\mathcal{M}_R^*)^{-1})_{n \times n} \end{pmatrix}, \quad (\text{II.6})$$

where \mathbb{I} denotes the identity matrix, while the matrices $V_{1_{3 \times 3}}$ and $V_{2_{n \times n}}$ are unitary matrices connecting the flavor and physical states

$$m_{\nu_{3 \times 3}}^{\text{diag}} = (V_1^T m_\nu V_1)_{3 \times 3}, \quad M_{N_{n \times n}}^{\text{diag}} = (V_2^T M_N V_2)_{n \times n}. \quad (\text{II.7})$$

The matrices $m_{\nu_{3 \times 3}}$ and $M_{N_{n \times n}}$ are given by

$$m_{\nu_{3 \times 3}} = -(\mathcal{M}_D \mathcal{M}_R^{-1} \mathcal{M}_D^T)_{3 \times 3}, \quad M_{N_{n \times n}} = \mathcal{M}_{R_{n \times n}}. \quad (\text{II.8})$$

B. Non-unitarity effects

The leptonic charged current characterizing a model with three generations of left-handed lepton doublets and n right-handed neutrino singlets can be written as follows [6, 14, 21]

$$\mathcal{L}_{W^\mp} = -\frac{g}{\sqrt{2}} W_\mu^- \sum_{i=1}^3 \sum_{j=1}^n B_{ij} \bar{\ell}_i \gamma^\mu P_L \chi_j + \text{h.c.}, \quad (\text{II.9})$$

where

$$B_{ij} = \sum_{k=1}^3 \mathcal{U}_{ki}^{\ell*} \mathcal{U}_{kj}^\nu, \quad (\text{II.10})$$

defines the mixing in the leptonic sector, and it has a rectangular form with dimensions $3 \times n'$ ($n' = 3 + n$ the number of total neutrino states). In eq. (II.10), $\mathcal{U}_{3 \times 3}^\ell$ is the matrix that diagonalizes the charged lepton mass matrix. It turns out helpful to rewrite the B_{ij} as follows

$$B_{3 \times n'} \equiv (B_{L_{3 \times 3}}, B_{H_{3 \times n}}), \quad (\text{II.11})$$

where $B_{L_{3 \times 3}}$ and $B_{H_{3 \times n}}$ are two sub-block matrices describing separately the flavor mixing between light and heavy lepton states, respectively. Therefore, working in the diagonal charged lepton mass basis ($\mathcal{U}_{ik}^\ell = \delta_{ik}$), we have that

$$B_{L_{3 \times 3}} = \left(\mathbb{I}_{3 \times 3} - \frac{1}{2}(\mathcal{M}_D^*(\mathcal{M}_R^*)^{-1}\mathcal{M}_R^{-1}\mathcal{M}_D^T)_{3 \times 3} \right) \cdot V_{1_{3 \times 3}}, \quad (\text{II.12})$$

$$B_{H_{3 \times n}} = (\mathcal{M}_D^* (\mathcal{M}_R^*)^{-1})_{3 \times n} \cdot V_{2_{n \times n}}, \quad (\text{II.13})$$

with V_1 identified with the neutrino mixing matrix U_{PMNS} . Furthermore, as with any general matrix, we can write it as the product of a Hermitian matrix and a unitary matrix [28]. $B_{L_{3 \times 3}}$ can be rewritten in the following manner

$$B_{L_{3 \times 3}} = (\mathbb{I}_{3 \times 3} - \eta_{3 \times 3}) \cdot V_{1_{3 \times 3}}. \quad (\text{II.14})$$

In this way, when comparing eqs. (II.12) and (II.14), it is clear that the matrix that quantifies the deviation from unitarity of the light neutrino mixing matrix is

$$\eta_{3 \times 3} = \frac{1}{2} (\mathcal{M}_D^* (\mathcal{M}_R^*)^{-1} \mathcal{M}_R^{-1} \mathcal{M}_D^T)_{3 \times 3}. \quad (\text{II.15})$$

For the possible phenomenological effects, such as neutrino oscillations, of the non-unitarity neutrino mixing matrix see [29]

C. Inverse seesaw model ($N_R = 3, S = 3$ case)

A well-motivated variant of the usual (*high-scale*) type-I seesaw is the so-called inverse seesaw (ISS) model [11]. In this case, the smallness of the LNV parameter, μ , explains the lightness of neutrinos. This extra suppression of the light neutrino masses allows for heavy neutrino states with masses accessible at current collider energies.

The ISS model requires extending the neutrino sector with right-handed singlet neutrinos N_{iR} and left-handed singlets S_j . Here, we consider the case with three N_R and three S_j singlets[‡]. The full neutrino mass matrix is [16]

$$\mathcal{M}_{9 \times 9}^{\text{ISS}} = \begin{pmatrix} 0_{3 \times 3} & M_{D_{3 \times 3}} & 0_{3 \times 3} \\ (M_D^T)_{3 \times 3} & 0_{3 \times 3} & M_{3 \times 3} \\ 0_{3 \times 3} & (M^T)_{3 \times 3} & \mu_{3 \times 3} \end{pmatrix}, \quad (\text{II.16})$$

with the hierarchy $|\mu| \ll |M_D| \ll |M|$. We can generalize Eqs. (II.8), assuming that M is invertible and making the following identification

$$\mathcal{M}_{D_{3 \times 6}}^{\text{ISS}} = (M_{D_{3 \times 3}}, 0_{3 \times 3}), \quad \mathcal{M}_{R_{6 \times 6}}^{\text{ISS}} = \begin{pmatrix} 0_{3 \times 3} & M_{3 \times 3} \\ M_{3 \times 3}^T & \mu_{3 \times 3} \end{pmatrix}, \quad (\text{II.17})$$

where the inverse matrix of $\mathcal{M}_{R_{6 \times 6}}^{\text{ISS}}$ is given by

$$(\mathcal{M}_R^{\text{ISS}})^{-1}_{6 \times 6} = \begin{pmatrix} -((M^T)^{-1} \mu M^{-1})_{3 \times 3} & (M^T)^{-1}_{3 \times 3} \\ M_{3 \times 3}^{-1} & 0_{3 \times 3} \end{pmatrix}. \quad (\text{II.18})$$

[‡] Reference [20] studied a minimal scenario with only two N_{iR} and two S_j neutrino states.

Using the BMDM for the inverse seesaw model, we have that

$$m_{\nu_{3 \times 3}}^{\text{ISS}} = (M_D(M^T)^{-1} \mu M^{-1} M_D^T)_{3 \times 3}, \quad \text{and} \quad M_{N_{6 \times 6}}^{\text{ISS}} = \mathcal{M}_{R_{6 \times 6}}^{\text{ISS}}. \quad (\text{II.19})$$

Furthermore, in the limit $\mu \rightarrow 0$, the weak charged lepton is given by

$$B_{3 \times 9}^{\text{ISS}} = (B_{L_{3 \times 3}}^{\text{ISS}}, B_{H_{3 \times 6}}^{\text{ISS}}), \quad (\text{II.20})$$

with

$$B_{L_{3 \times 3}}^{\text{ISS}} = (\mathbb{I}_{3 \times 3} - \eta_{3 \times 3}^{\text{ISS}}) \cdot V_{1_{3 \times 3}}, \quad B_{H_{3 \times 6}}^{\text{ISS}} = (0_{3 \times 3}, (M_D^*(M^{*T})^{-1})_{3 \times 3}) \cdot V_{2_{6 \times 6}}. \quad (\text{II.21})$$

Whereas the $\eta_{3 \times 3}^{\text{ISS}}$ matrix is given by

$$\eta_{3 \times 3}^{\text{ISS}} = \frac{1}{2} (M_D^*(M^{*T})^{-1} M^{-1} M_D^T)_{3 \times 3}. \quad (\text{II.22})$$

The two cases we will discuss in section IV share the assumption that M is diagonal. In such a case, the matrix V_2 in Eq. (II.21), required to determine the heavy physical states and their mixings, can be approximated by

$$V_{2_{6 \times 6}} = \frac{1}{\sqrt{2}} \begin{pmatrix} -\mathbb{I}_{3 \times 3} & \mathbb{I}_{3 \times 3} \\ \mathbb{I}_{3 \times 3} & \mathbb{I}_{3 \times 3} \end{pmatrix} \begin{pmatrix} i \cdot \mathbb{I}_{3 \times 3} & 0_{3 \times 3} \\ 0_{3 \times 3} & \mathbb{I}_{3 \times 3} \end{pmatrix}. \quad (\text{II.23})$$

The i factor in the last matrix ensures that all masses are positive.

III. CHARGED LEPTON FLAVOR VIOLATION PROCESSES (CLFV)

A. $\ell \rightarrow \ell' \gamma$ decays

The branching ratio formula of the cLFV processes $\ell \rightarrow \ell' \gamma$, with $\ell = \mu(\tau)$, $\ell' = e(e, \mu)$ neglecting the mass of the lighter-charged lepton, is given by [21]

$$\text{BR}(\ell \rightarrow \ell' \gamma) = \frac{\alpha}{\Gamma_\ell} m_\ell^3 |F_M^\gamma(0)|^2, \quad (\text{III.1})$$

$$F_M^\gamma(0) = \frac{\alpha_W}{16\pi} \frac{m_\ell}{M_W^2} \sum_i B_{\ell i}^* B_{\ell' i} f_M^\gamma(x_i),$$

$$f_M^\gamma = \frac{3x^3 \log x}{2(x-1)^4} - \frac{2x^3 + 5x^2 - x}{4(x-1)^3} + \frac{5}{6}, \quad (\text{III.2})$$

where $\alpha = e^2/4\pi$ is the fine structure constant, $\alpha_W \equiv \alpha/s_W^2$, $x_i \equiv m_{\chi_i}^2/M_W^2$ and m_{χ_i} denotes the mass of all the physical neutrino states. The current and future limits for these transitions are presented in Table I.

Process	Present Limit	Future Sensitivity
$\mu \rightarrow e\gamma$	4.2×10^{-13} [30]	6×10^{-14} [31]
$\tau \rightarrow e\gamma$	3.3×10^{-8} [32]	3×10^{-9} [33]
$\tau \rightarrow \mu\gamma$	4.2×10^{-8} [34]	10^{-9} [33]

TABLE I: Present limits and future sensitivities for $\ell \rightarrow \ell'\gamma$ decays.

IV. NUMERICAL ANALYSIS

Let us now discuss the phenomenology of two different scenarios of the ISS model that we call *scenarios A* and *B*. In *scenario A*, the matrices μ and M in Eq. (II.19) are diagonals. Therefore all the structure comes from the Dirac mass matrix M_D . Notice that to determine which matrices can be considered diagonals by redefining the fields and casting the mass matrices only in terms of physical parameters, we must identify the different transformations that leave invariant the density lagrangian for the leptonic sector, see section 2.4 of reference [20]. On the other hand, in *scenario B*, we consider that the matrices M_D and M are diagonals, and all the structure comes from the matrix μ . We give an ultraviolet completion for this model in section V.

Parameter	Normal ordering (3σ range)	Inverted ordering (3σ range)
$\sin^2 \theta_{12}$	0.271 - 0.369	0.271 - 0.369
$\sin^2 \theta_{23}$	0.434 - 0.610	0.433 - 0.608
$\sin^2 \theta_{13}$	0.02000 - 0.02405	0.02018 - 0.02424
$\delta_{CP}/^\circ$	128 - 359	200 - 353
$\frac{\Delta m_{21}^2}{10^{-5}\text{eV}^2}$	6.94 - 8.14	6.94 - 8.14
$\frac{ \Delta m_{31}^2 }{10^{-3}\text{eV}^2}$	2.47 - 2.63	2.37 - 2.53

TABLE II: Neutrino mixing parameters used in our analysis [35]. We consider the value $m_\nu = 0.12/3$ (0.15/3) eV as a benchmark for the lightest neutrino mass, taking into account the cosmological limit for the total neutrino mass in the normal (inverted) ordering also reported in [35].

Scenario A

The Casas-Ibarra parameterization [36] helps to write the Yukawa couplings in terms

of the neutrino mass matrix and the other mass matrices in the model as follows [15, 16]

$$M_{D_{3 \times 3}} = \left(V_1^* \sqrt{m_\nu^{\text{diag}}} R^T (\sqrt{\mu})^{-1} M^T \right)_{3 \times 3}, \quad (\text{IV.1})$$

with R a real 3×3 orthogonal matrix described by three arbitrary rotation angles (θ, ϕ, ψ) [§]. Moreover, we work on the basis where $M_{3 \times 3}$ and $\mu_{3 \times 3}$ are real diagonal matrices

$$M_{3 \times 3} = \text{diag}(M_{11}, M_{22}, M_{33}) = v_M \cdot \text{diag}(1 + \epsilon_{M_{11}}, 1 + \epsilon_{M_{22}}, 1 + \epsilon_{M_{33}}) \quad (\text{IV.2})$$

$$\mu_{3 \times 3} = \text{diag}(\mu_{11}, \mu_{22}, \mu_{33}) = v_\mu \cdot \text{diag}(1 + \epsilon_{\mu_{11}}, 1 + \epsilon_{\mu_{22}}, 1 + \epsilon_{\mu_{33}}). \quad (\text{IV.3})$$

In our analysis, we used sixteen parameters: three mixing angles $\theta_{12}, \theta_{23}, \theta_{13}$ and one CP -violating phase δ_{CP} , three light neutrino masses in $m_\nu^{\text{diag}} = \text{diag}(m_{\nu_1}, m_{\nu_2}, m_{\nu_3})$, three rotation angles in the R matrix, three parameters for the μ matrix, and three parameters for the diagonal M matrix.

We have performed a random scan setting the scale $v_M = 1$ (10) TeV, and varying v_μ into the range $[1, 1000]$ eV, while we choose the rest of the free parameters as follows:

- The three light neutrino masses, the three mixing angles, and the Dirac CP -violating phase associated with the active neutrino sector are considered in the range allowed for the current neutrino oscillation data [35] (see Table II).
- The angles θ, ϕ, ψ in the matrix R vary into the range $[0, 2\pi]$.
- The parameters $\epsilon_{M_{ii}}$ ($i = 1, 2, 3$.) of the matrix M vary into the range $[-0.5, 0.5]$.
- The parameters $\epsilon_{\mu_{ii}}$ ($i = 1, 2, 3$.) of the matrix μ vary into the range $[-0.5, 0.5]$.

At this point, it is worth mentioning that we have done a cross-check of our results using both the BMDM described in section II and our complete numerical routine implemented in Wolfram Mathematica [37] ¶. Given our scan's numerical matrix in Eq. (II.16), we diagonalize it by demanding a high machine precision in extracting its eigenvectors. Then, the matrix B defining the charged lepton current is obtained directly from the Eq. (II.9), with the sub-block matrices $B_{L_{3 \times 3}}$ and $B_{H_{3 \times 6}}$ formed by the three first columns, and from the fourth to the nine columns of B , respectively. Furthermore, the hermitian $\eta_{3 \times 3}^{\text{ISS}}$ matrix is obtained directly from the relation

$$B_L \cdot B_L^\dagger = \mathbb{I} - 2\eta^{\text{ISS}} + \mathcal{O}((\eta^{\text{ISS}})^2). \quad (\text{IV.4})$$

[§] The matrix R is defined, for simplicity, as a 3×3 real orthogonal matrix, similar to reference [15].

¶ We can share the notebook file with the results upon request.

We have considered only points satisfying that $M_{D_{ij}} < 175$ GeV to respect a perturbative limit. After the diagonalization of each numerical matrix in Eq. (II.16) of our scan, we observe in the left plot of Fig. 1 that there are points that easily overpass the current limit set by the MEG collaboration [30] for the branching ratio of the $\mu \rightarrow e\gamma$ decay **. Specifically, setting the scale $v_M \approx 1$ (10) TeV represented by the blue (purple) points, the scale v_μ must satisfy that $v_\mu \gtrsim 50$ (100) eV to be compatible with both the current limits from $\mu \rightarrow e\gamma$ and the data from neutrino oscillation. It is worth noticing that the future sensitivity expected from MEG II will be able to test the points between the solid and dashed black lines in Fig. 1.

Additionally, in the right plot of Figure 1, we show the effects of the CP violating phase δ_{CP} on the estimation of the $\mu \rightarrow e\gamma$ branching ratio. Something interesting to stress here is that more points tend to have a lower decay rate when CP is conserved than when the CP violation is maximal.

Regarding the correlation between the non-unitary effects and the limits from the search of the $\ell \rightarrow \ell'\gamma$ decays, in Fig. 2, we show a plot for the branching ratio of the $\mu \rightarrow e\gamma$ and $\tau \rightarrow \ell'\gamma$ ($\ell' = e, \mu$) channels as a function of the absolute value of the elements of the $\eta_{3 \times 3}^{\text{ISS}}$ matrix. We can see, as expected, that there is a stronger correlation between $\mu \rightarrow e\gamma$ and η_{12} than with the other elements of the matrix η . Similarly, with $\tau \rightarrow \mu\gamma$ ($\tau \rightarrow e\gamma$) and η_{23} (η_{13}). In fact, according to the current limits taken in our scan and setting the scale $v_M \approx 1$ TeV, we have that the magnitude of non-unitary effects must be $|\eta_{12}| \lesssim 10^{-5}$, $|\eta_{13}| \lesssim 10^{-4}$, and $|\eta_{23}| \lesssim 10^{-4}$ to respect the most restrictive limit coming from the $\mu \rightarrow e\gamma$ channel.

Scenario B

Here we consider another case where the Dirac and heavy neutrino mass matrices are diagonal. This is where $M_{3 \times 3}$ and $M_{D_{3 \times 3}}$ in Eq. (II.16) are real diagonal matrices

$$M_{3 \times 3} = \text{diag}(M_{11}, M_{22}, M_{33}) = v_M \cdot \text{diag}(1 + \epsilon_{M_{11}}, 1 + \epsilon_{M_{22}}, 1 + \epsilon_{M_{33}}), \quad (\text{IV.5})$$

$$M_{D_{3 \times 3}} = \text{diag}(M_{D_{11}}, M_{D_{22}}, M_{D_{33}}) = \frac{v_{SM}}{\sqrt{2}} \cdot \text{diag}(Y_{11}, Y_{22}, Y_{33}), \quad (\text{IV.6})$$

where $v_{SM} = 246.22$ GeV is the vacuum expectation value of the Higgs field. From the inverse seesaw formula, the μ matrix is written in terms of M , M_D and m_ν as follows

$$\mu = M^T M_D^{-1} m_\nu (M_D^{-1})^T M. \quad (\text{IV.7})$$

** In these plots, we have found an excellent agreement between the BMDM and our exact numerical method, that is the points of both methods almost overlap. Therefore, we showed only the points obtained with our numerical routine.

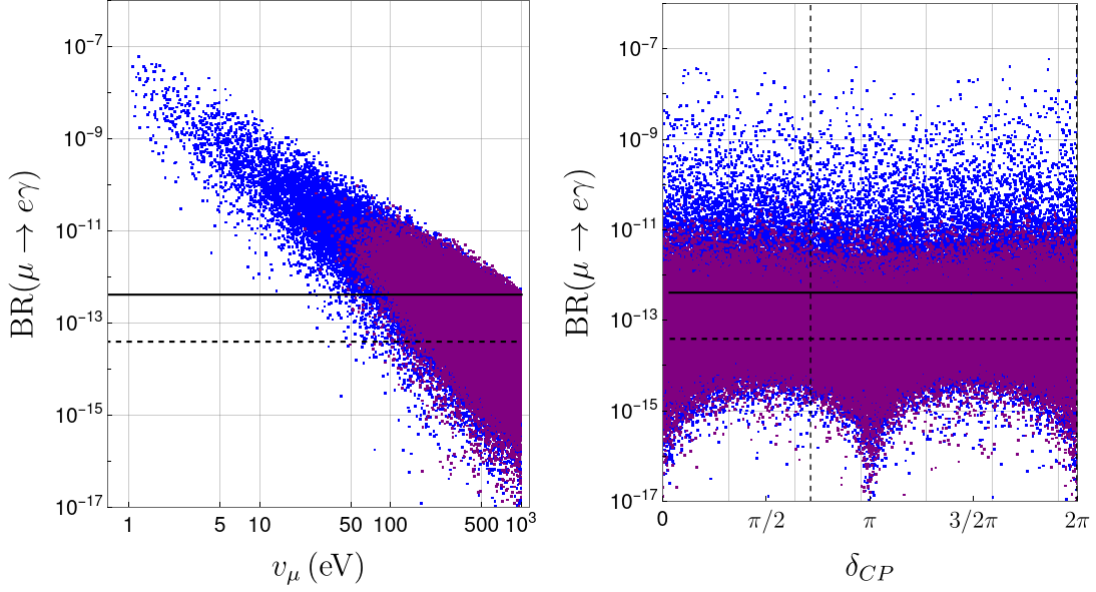


FIG. 1: Branching ratio for the $\mu \rightarrow e\gamma$ decay in the inverse seesaw model (*scenario A*). We scan the parameters associated with the neutrino oscillation data assuming the normal hierarchy values shown in Table II. Then, we scan the other free parameters as explained in the main text. The blue (purple) points represent the results setting the scale $v_M = 1$ (10) TeV. The horizontal black solid (dashed) line represents the current limit on $\text{BR}(\mu \rightarrow e\gamma) < 4.2 \times 10^{-13}$ [30] (future expected sensitivity $\text{BR}(\mu \rightarrow e\gamma) < 6 \times 10^{-14}$ [31]), while the vertical dashed lines in the right plot represent the current limits on δ_{CP} reported in [35].

In this way, once we give a mass matrix m_ν compatible with the light neutrino masses and mixings, namely

$$m_\nu = U_{PMNS}^* \text{diag}(m_1, m_2, m_3) U_{PMNS}^\dagger, \quad (\text{IV.8})$$

we obtain a valid parameter space for the μ matrix. In the next section, we give a possible realization of this parametrization based on an Abelian flavor symmetry.

We have also performed a numerical scan for the *scenario B* considering elements of the matrix $\mu_{ij} < 1$ (10) MeV, grey (orange) points in Figure 3 in order to satisfy the condition $|\mu| \ll |M_D|$. Here, we let the scale v_M vary from 1 to 100 TeV while:

- The parameters associated with the neutrino oscillation data, as well as the $\epsilon_{M_{ii}}$ ($i = 1, 2, 3$.) of the matrix M , vary as before.
- The Yukawa entries Y_{ii} ($i = 1, 2, 3$.) in matrix M_D run into the range $[-0.5, 0.5]$.

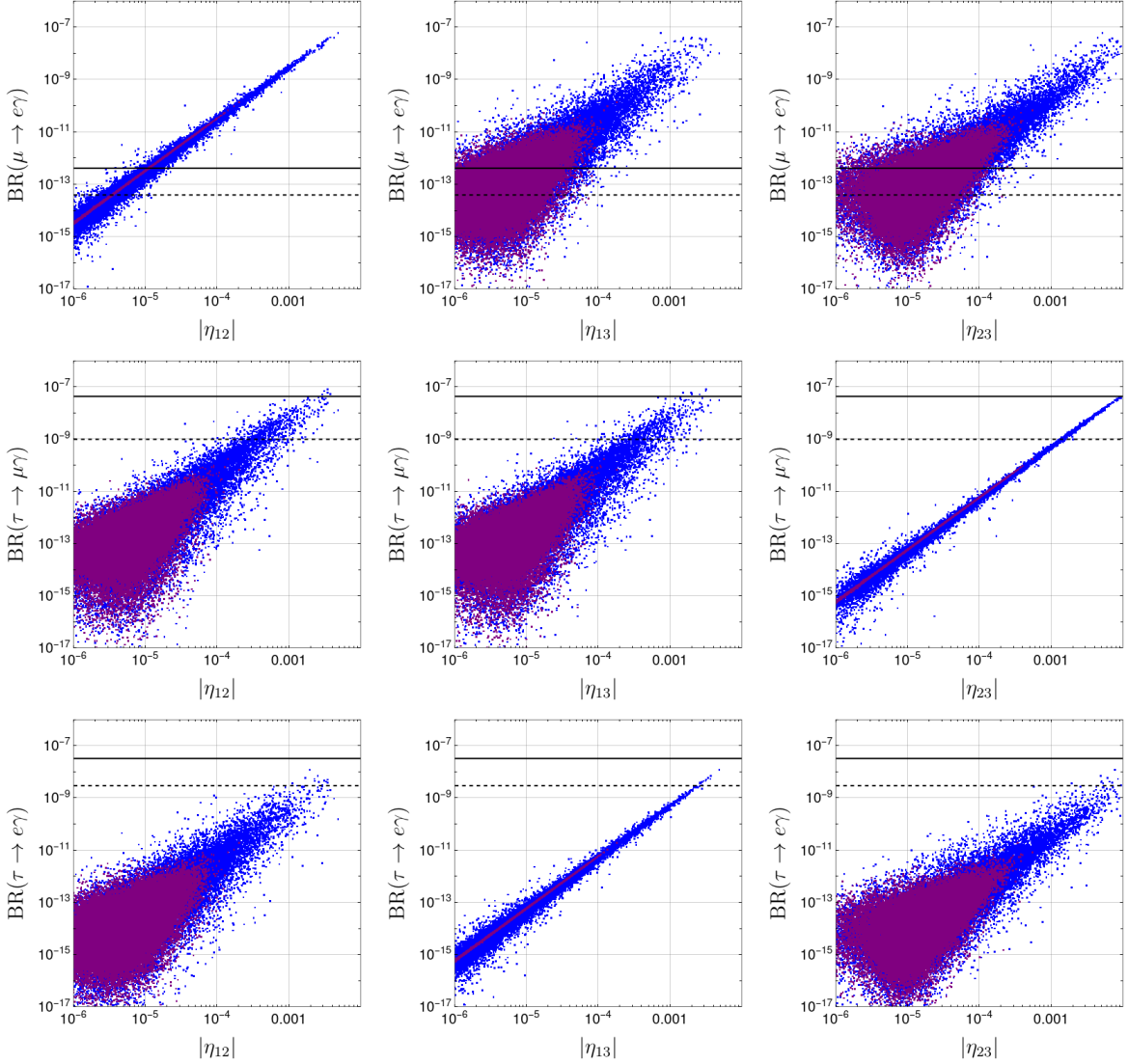


FIG. 2: Branching ratios for the $\mu \rightarrow e\gamma$, $\tau \rightarrow \mu\gamma$, and $\tau \rightarrow e\gamma$ decays in the ISS model (*Model A*) as a function of the absolute value of the elements of the η^{ISS} . We performed a scan assuming a normal hierarchy for the neutrino oscillation data while we scanned the rest of the free parameters, as explained in the main text. Very similar plots are derived for the inverted hierarchy. Similar to Fig. 1, the blue (purple) points stand for the results setting the scale $v_M = 1$ (10) TeV. The horizontal black solid (dashed) lines represent the current limits (future sensitivities) on $\text{BR}(\ell \rightarrow \ell'\gamma)$ decays reported in Table I.

Something distinctive about this parametrization is that the branching ratio for $\mu \rightarrow e\gamma$ using the leading order BMDM is the same as in the SM. Due to the diagonal

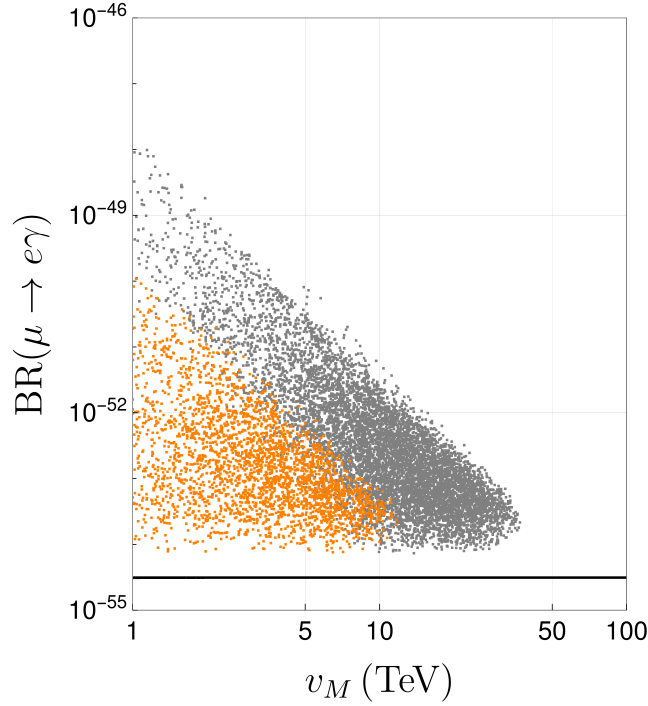


FIG. 3: Branching ratio for the $\mu \rightarrow e\gamma$ decay in the inverse seesaw model (*scenario B*) as a function of the scale v_M . We explained the details of our scan in the main text. The black line represents the estimation at leading order in the BMDM, while the orange (grey) points correspond to our complete numerical result assuming the condition $\mu_{ij} < 1$ (10) MeV. Namely, using the BMDM approximation for this scenario, only light neutrinos contribute to cLFV processes (black line) because the contribution of the new heavy states is exactly zero in this approximation.

structure of the η matrix parametrizing the non-unitary effects in Eq. (II.22) only the light neutrino states contribute to the cLFV processes^{††}. Indeed, this result is more general, and it will also happen provided that

$$M_D = \lambda M^T, \quad (\text{IV.9})$$

with $\lambda = \text{diag}(a, b, c)$ a constant diagonal matrix. On the other hand, we can choose the matrix λ to have some off-diagonal non-zero elements to allow specific cLFV processes, see for instance [22, 23] for a particular example where processes between the two first families ($\mu - e$) are strongly suppressed, but the $(\tau - \mu)$ and $(\tau - e)$ channels can be maximized within this inverse seesaw parametrization. In Figure 3, we show the

^{††} In this parametrization the η matrix is diagonal provided that the product $M_D(M^T)^{-1}$ is diagonal.

estimation for $\mu \rightarrow e\gamma$ using both the BMDM and our complete numerical result. We can see here that using the BMDM, the estimation is of the order $\sim 10^{-54}$ corresponding to the contributions of the light neutrino sector (solid black line). Note, however, that this estimation comes from the assumption of considering the limit when $\mu \rightarrow 0$ in the derivation at the leading order of the matrix η^{ISS} . Contrary, the grey and orange points represent the complete numerical estimation for the points where the elements of the matrix μ satisfy the condition $\mu_{ij} < 1$ MeV and $\mu_{ij} < 10$ MeV, respectively. This plot shows that the results of the exact numerical estimation for the rate of the $\mu \rightarrow e\gamma$ can be some orders of magnitude higher for some points in our scan compared with the simple estimation given by the BMDM. In any case, this plot corroborates the fact that, in this parametrization, the contributions of the heavy neutrinos to the branching ratio of the $\mu \rightarrow e\gamma$ decay remain very far from the current and future experimental searches.

V. INVERSE SEESAW BASED ON A GAUGED $U(1)_{B-L} \times Z_5$ SYMMETRY

A flavor symmetry can lead to a diagonal Yukawa Lagrangian by appropriately choosing the field representations. For example, in the case of three flavors, the smallest symmetry is Z_3 , using three different charges, one for each flavor. For the Z_3 case, it is sufficient to include a flavon field that transforms non-trivially under the symmetry to generate all entries in the matrix. Therefore, it is possible to fit all light neutrino masses and mixings.

Let us now consider a generic Z_N and fix \hat{N} according to the case of interest. Using a gauged $U(1)_{B-L}$ symmetry, we will use three RH neutrinos \hat{N}_R with charge -1 and three extra sterile fermions \hat{S} with charge 0 , so that they will not contribute to the anomalies.

Regarding Z_N , the fermion fields \hat{L}_i , \hat{N}_i and \hat{S}_i , will transform as ω^i , with $i = 1, 2, 3$. To spontaneously break the $U(1)_{B-L}$ and Z_N symmetries, we need to include two sets of scalar fields ϕ and $\xi^{\dagger\dagger}$. We want to reproduce neutrino masses and mixings but also want some correlations between the observables. For this reason, we will use Z_5 as flavor symmetry. We show the corresponding $U(1)_{B-L} \times Z_N$ charges for the fields in Table III. In this way, the full Yukawa Lagrangian is

$$\mathcal{L}_{Yuk} = y_i^{(\ell)} \overline{\hat{L}_i} H \hat{\ell}_{Ri} + y_i^{(\nu)} \overline{\hat{L}_i} \tilde{H} \hat{N}_{Ri} + Y_i^{(N)} \overline{\hat{S}_i} \hat{N}_{Ri} \phi + \frac{1}{2} \lambda_{ij} \overline{\hat{S}_i} \hat{S}_j^c \xi + \frac{1}{2} \mu_{i,j} \overline{\hat{S}_i} \hat{S}_j^c + \text{h.c.}$$

^{††} The number of ξ fields will depend on the specific model.

	$U(1)_{B-L}$	Z_5
$\hat{L}_i = \begin{pmatrix} \hat{\nu}_{Li} \\ \hat{\ell}_{Li} \end{pmatrix}$	-1	ω^i
\hat{N}_{Ri}	-1	ω^i
\hat{S}_i	0	ω^i
ϕ	-1	1
ξ	0	ω

TABLE III: $U(1)_{B-L} \times Z_5$ charges for the ISS fields and auxiliary ϕ, ξ fields.

where

$$H = \begin{pmatrix} H^+ \\ H^0 \end{pmatrix}, \quad L_i = \begin{pmatrix} \nu_{Li} \\ \ell_i \end{pmatrix},$$

and $\tilde{H} = i\sigma_2 H^*$.

Here we present a model where the light neutrino phenomenology is compatible with the current experimental data. The mass matrix takes the form of one of the two-zero textures, that is, the A_1 in the nomenclature of [38] in which the elements $m_{1,1}$ and $m_{1,2}$ vanish. We obtain the most economical model compatible with this phenomenology by using the symmetry $U(1)_{B-L} \times Z_5$ with the scalar field ξ transforming as ω under Z_5 . In this way, the μ matrix is given by

$$\mu = \begin{pmatrix} 0 & 0 & \lambda_1 \langle \xi \rangle \\ 0 & \lambda_2 \langle \xi \rangle & \mu_1 \\ \lambda_1 \langle \xi \rangle & \mu_1 & \lambda_3 \langle \xi^* \rangle \end{pmatrix}. \quad (\text{V.1})$$

This structure in the matrix μ will lead us to a light neutrino mass matrix with the same structure as Eq. (V.1) corresponding to the A_1 two-zero texture in the nomenclature of reference [38]. This is compatible with the current experiments on neutrino oscillations for the normal neutrino mass ordering and predicts negligible neutrinoless double beta decay effective mass parameter since the $m_{\nu_{11}}$ element vanishes at tree-level [39–41]. In this way, we obtained an example of many possible models that one can construct with M_D and M diagonal. Notice that in this model, the $U(1)_{B-L}$ can be local, implying the presence of a new Z' gauge boson.

VI. CONCLUSIONS

Neutrino oscillations are one of the first pieces of evidence of new physics beyond the original formulation of the Standard Model. Consequently, this evidence raises questions regarding neutrino masses and their Dirac/Majorana nature. There are various massive neutrino models proposed in the literature. Among these, the inverse seesaw model is currently one of the most popular. The idea behind these scenarios is that the physics responsible for neutrino masses could lie on the TeV scale. Such a scenario leads to a testable phenomenology at current or future colliders, for instance, through the search for cLFV processes.

Our study explores two different scenarios of the ISS model that can accommodate the current neutrino oscillation data but with two entirely different phenomenologies due to the non-unitarity of the light neutrino mixing matrix. In the first case, where the non-diagonal matrix M_D is parametrized by Eq. (IV.1), and the assumption that R matrix is real and orthogonal, we have found that cLFV processes take place at sizable levels. Indeed, to be consistent with the limits coming from the current most restrictive $\mu \rightarrow e\gamma$ channel, we have found that if the scale of the new heavy states is around 1 TeV, the magnitude of the non-unitary effects must be $|\eta_{12}| \lesssim 10^{-5}$.

In the second case, the structure of the model comes from the lowest scale mass matrix μ described by Eq. (IV.7). We found here that the contributions of the new heavy states to cLFV processes are negligible as a result of the approximate diagonal structure of the matrix describing non-unitary effects.

ACKNOWLEDGEMENTS

This work is supported by the Mexican grants CONACYT CB-2017-2018/A1-S-13051 and DGAPA-PAPIIT IN107621 and IN110622; We would like to thank Carlos Bunge for helpful discussions about numerical matrix diagonalization methods. JCG is supported by CONACYT. The work of G.H.T. is funded by *Estancias Posdoctorales por México para la Formación y Consolidación de las y los Investigadores por México, Conahcyt*. EP is grateful for funding from ‘Cátedras Marcos Moshinsky’ (Fundación Marcos Moshin-

sky).

-
- [1] Peter Minkowski. $\mu \rightarrow e\gamma$ at a Rate of One Out of 10^9 Muon Decays? *Phys. Lett. B*, 67:421–428, 1977.
 - [2] Tsutomu Yanagida. Horizontal gauge symmetry and masses of neutrinos. *Conf. Proc. C*, 7902131:95–99, 1979.
 - [3] Murray Gell-Mann, Pierre Ramond, and Richard Slansky. Complex Spinors and Unified Theories. *Conf. Proc. C*, 790927:315–321, 1979.
 - [4] Rabindra N. Mohapatra and Goran Senjanovic. Neutrino Mass and Spontaneous Parity Nonconservation. *Phys. Rev. Lett.*, 44:912, 1980.
 - [5] M. Magg and C. Wetterich. Neutrino Mass Problem and Gauge Hierarchy. *Phys. Lett. B*, 94:61–64, 1980.
 - [6] J. Schechter and J. W. F. Valle. Neutrino Masses in $SU(2) \times U(1)$ Theories. *Phys. Rev. D*, 22:2227, 1980.
 - [7] T. P. Cheng and Ling-Fong Li. Neutrino Masses, Mixings and Oscillations in $SU(2) \times U(1)$ Models of Electroweak Interactions. *Phys. Rev. D*, 22:2860, 1980.
 - [8] George Lazarides, Q. Shafi, and C. Wetterich. Proton Lifetime and Fermion Masses in an $SO(10)$ Model. *Nucl. Phys. B*, 181:287–300, 1981.
 - [9] Rabindra N. Mohapatra and Goran Senjanovic. Neutrino Masses and Mixings in Gauge Models with Spontaneous Parity Violation. *Phys. Rev. D*, 23:165, 1981.
 - [10] Robert Foot, H. Lew, X. G. He, and Girish C. Joshi. Seesaw Neutrino Masses Induced by a Triplet of Leptons. *Z. Phys. C*, 44:441, 1989.
 - [11] R. N. Mohapatra and J. W. F. Valle. Neutrino Mass and Baryon Number Nonconservation in Superstring Models. *Phys. Rev. D*, 34:1642, 1986.
 - [12] M. C. Gonzalez-Garcia and J. W. F. Valle. Fast Decaying Neutrinos and Observable Flavor Violation in a New Class of Majoron Models. *Phys. Lett. B*, 216:360–366, 1989.
 - [13] Michal Malinsky, J. C. Romao, and J. W. F. Valle. Novel supersymmetric $SO(10)$ seesaw mechanism. *Phys. Rev. Lett.*, 95:161801, 2005.
 - [14] A. Ilakovac and A. Pilaftsis. Flavor violating charged lepton decays in seesaw-type models. *Nucl. Phys. B*, 437:491, 1995.
 - [15] F. Deppisch and J. W. F. Valle. Enhanced lepton flavor violation in the supersymmetric inverse seesaw model. *Phys. Rev. D*, 72:036001, 2005.
 - [16] D. V. Forero, S. Morisi, M. Tortola, and J. W. F. Valle. Lepton flavor violation and non-unitary lepton mixing in low-scale type-I seesaw. *JHEP*, 09:142, 2011.

- [17] P. S. Bhupal Dev and Apostolos Pilaftsis. Minimal Radiative Neutrino Mass Mechanism for Inverse Seesaw Models. *Phys. Rev. D*, 86:113001, 2012.
- [18] A. G. Dias, C. A. de S. Pires, P. S. Rodrigues da Silva, and A. Sampieri. A Simple Realization of the Inverse Seesaw Mechanism. *Phys. Rev. D*, 86:035007, 2012.
- [19] R. Alonso, M. Dhen, M. B. Gavela, and T. Hambye. Muon conversion to electron in nuclei in type-I seesaw models. *JHEP*, 01:118, 2013.
- [20] Asmaa Abada and Michele Lucente. Looking for the minimal inverse seesaw realisation. *Nucl. Phys. B*, 885:651–678, 2014.
- [21] G. Hernández-Tomé, J. I. Illana, M. Masip, G. López Castro, and P. Roig. Effects of heavy Majorana neutrinos on lepton flavor violating processes. *Phys. Rev. D*, 101(7):075020, 2020.
- [22] E. Arganda, M. J. Herrero, X. Marcano, and C. Weiland. Imprints of massive inverse seesaw model neutrinos in lepton flavor violating Higgs boson decays. *Phys. Rev. D*, 91(1):015001, 2015.
- [23] Enrique Fernández-Martínez, Xabier Marcano, and Daniel Naredo-Tuero. HNL mass degeneracy: implications for low-scale seesaws, LNV at colliders and leptogenesis. *JHEP*, 03:057, 2023.
- [24] Andreas Crivellin, Fiona Kirk, and Claudio Andrea Manzari. Comprehensive analysis of charged lepton flavour violation in the symmetry protected type-I seesaw. *JHEP*, 12:031, 2022.
- [25] Kazuyuki Kanaya. Neutrino Mixing in the Minimal SO(10) Model. *Prog. Theor. Phys.*, 64:2278, 1980.
- [26] J. Schechter and J. W. F. Valle. Neutrino Decay and Spontaneous Violation of Lepton Number. *Phys. Rev. D*, 25:774, 1982.
- [27] Steven Weinberg. Baryon and Lepton Nonconserving Processes. *Phys. Rev. Lett.*, 43:1566–1570, 1979.
- [28] E. Fernandez-Martinez, M. B. Gavela, J. Lopez-Pavon, and O. Yasuda. CP-violation from non-unitary leptonic mixing. *Phys. Lett. B*, 649:427–435, 2007.
- [29] S. Antusch, C. Biggio, E. Fernandez-Martinez, M. B. Gavela, and J. Lopez-Pavon. Unitarity of the Leptonic Mixing Matrix. *JHEP*, 10:084, 2006.
- [30] J. Adam et al. New constraint on the existence of the $\mu^+ \rightarrow e^+ \gamma$ decay. *Phys. Rev. Lett.*, 110:201801, 2013.
- [31] A. M. Baldini et al. The design of the MEG II experiment. *Eur. Phys. J. C*, 78(5):380, 2018.
- [32] Bernard Aubert et al. Searches for Lepton Flavor Violation in the Decays $\tau^+ \rightarrow e^+ \gamma$ and $\tau^+ \rightarrow \mu^+ \gamma$. *Phys. Rev. Lett.*, 104:021802, 2010.

- [33] W. Altmannshofer et al. The Belle II Physics Book. *PTEP*, 2019(12):123C01, 2019. [Erratum: *PTEP* 2020, 029201 (2020)].
- [34] A. Abdesselam et al. Search for lepton-flavor-violating tau-lepton decays to $\ell\gamma$ at Belle. *JHEP*, 10:19, 2021.
- [35] P. F. de Salas, D. V. Forero, S. Gariazzo, P. Martínez-Miravé, O. Mena, C. A. Ternes, M. Tórtola, and J. W. F. Valle. 2020 global reassessment of the neutrino oscillation picture. *JHEP*, 02:071, 2021.
- [36] J. A. Casas and A. Ibarra. Oscillating neutrinos and $\mu \rightarrow e, \gamma$. *Nucl. Phys. B*, 618:171–204, 2001.
- [37] Version 13.1 Wolfram Research Inc. Mathematica. <https://www.wolfram.com/mathematica> campaign il, 2022.
- [38] Paul H. Frampton, Sheldon L. Glashow, and Danny Marfatia. Zeroes of the neutrino mass matrix. *Phys. Lett. B*, 536:79–82, 2002.
- [39] P. O. Ludl, S. Morisi, and E. Peinado. The Reactor mixing angle and CP violation with two texture zeros in the light of T2K. *Nucl. Phys. B*, 857:411–423, 2012.
- [40] Julien Alcaide, Jordi Salvado, and Arcadi Santamaria. Fitting flavour symmetries: the case of two-zero neutrino mass textures. *JHEP*, 07:164, 2018.
- [41] Leon M. G. De La Vega, R. Ferro-Hernandez, and E. Peinado. Simple A_4 models for dark matter stability with texture zeros. *Phys. Rev. D*, 99(5):055044, 2019.