

Strong correlation of the neutron star core-crust transition density with the σ -meson mass via vacuum polarization

Niu Li, Wei-Zhou Jiang, Jing Ye, Rong-Yao Yang, Si-Na Wei

School of Physics, Southeast University, Nanjing 211189, China

Abstract

We study the neutron star core-crust transition density ρ_t with the inclusion of the vacuum polarization in the dielectric function in the nonlinear relativistic Hartree approach (RHAn). It is found that the strong correlation between the ρ_t and the scalar meson mass m_σ strikingly overwhelms the uncertainty of the nuclear equation of state in the RHAn models, in contrast to the usual awareness that ρ_t is predominantly sensitive to the isovector nuclear potential and symmetry energy. The accurate extraction of ρ_t through the future gravitational wave measurements can thus provide a strong constraint on the longstanding uncertainty of m_σ , which is of significance to better infer the vacuum property. As an astrophysical implication, it suggests that the correlation between ρ_t and m_σ is very favorable to reconcile the difficulty in reproducing the large crustal moment of inertia for the pulsar glitches with the well constrained symmetry energy.

Keywords: σ meson mass, crust-core transition density, relativistic Hartree Approximation, relativistic random phase approximation

PACS: 21.60.Jz, 11.10.Gh, 21.65.Jk, 26.60.Gj

1. Introduction

A transition from the homogeneous core matter to inhomogeneous crust in neutron stars can result in a series of phenomena. The neutron star radius [1], pulsar glitches [2, 3, 4, 5, 6], crust meltdown in inspiraling binary neutron stars [7], asteroseismology from giant magnetar flares [8], crust relaxation in cooling and accreting neutron stars [9], and so on are all closely related to the core-crust transition density. The determination of the core-crust transition density is thus an important issue of broad interest. Without precision measurement available at present, obtaining the ρ_t is rather dependent on various approaches such as the thermodynamical [10, 11, 12, 13, 14, 15, 16] and hydrodynamic [17, 18, 19, 20] methods and the relativistic random phase approximation (RRPA) [21, 22, 23]. Regardless of the uncertainty in the obtained ρ_t , the common problem of these approaches is the negligence of the vacuum contribution. In reality, the importance of the vacuum not only exists in the spontaneous breaking of chiral symmetry for the mass acquisition of the hadrons [24, 25, 26, 27, 28, 29] but is manifested in the bulk properties such as the nucleon effective mass [30, 31], compression modulus [32, 33, 34], chiral condensate in nuclear matter [35] and the giant resonances in finite nuclei [36, 37, 38]. Since the vacuum is tightly associated with the matter through various vacuum polarizations and condensates (e.g., the σ mode in the chiral model), it is inevitably of importance to ask and answer whether the vacuum contribution is hidden in the deep background for the low-density phenomenology or deserves a rigorous check.

In nuclear many-body systems characteristic of the Fermi sea and surface with the interaction mediated by the mesons on the hadronic level, the vacuum effect arises predominantly from the scalar

mode or σ meson, as is manifested in the relativistic Hartree approximation (RHA) [30], the linear σ model [24] and its linear [25, 26] and nonlinear [39, 40, 41] extensions where the vacuum all situates on the circle $\langle \sigma \rangle = f_\pi$, the dilaton model of the spontaneous breaking of the scale invariance [42], and the Nambu-Jona-Lasinio model [27, 28] as well. Consistent with these various sources, the existence of σ meson has been controversial, since the σ meson was proposed more than 60 years ago [43, 44]. The mass measurements also exhibit a large width remaining roughly from 400 to 650 MeV nowadays [43, 45], which can typically be treated as a composite $\pi\pi$ resonance [46, 47, 48]. As the σ meson usually defines the spontaneous breakdown of the vacuum, the identification of the σ meson and its mass m_σ actually is of the fundamental importance. In deed, the σ meson mass is highly relevant to the vacuum through the renormalization of the scalar polarization. In nuclear medium, the in-medium polarizations may be expected to encode the constraint on the m_σ . It is thus the aim of this Letter to dig out the relationship between m_σ and ρ_t by exploring the medium-vacuum dual property of the in-medium polarizations. We will show that the scalar vacuum polarization induces a strong correlation between m_σ and ρ_t that is very beneficial in determining the m_σ and ρ_t both by the experiments designed for measuring one of them [7, 45, 49]. In addition, the implication of the strong correlation in the glitches of pulsars [50, 51] is addressed.

2. Formalism

The lagrangian density, based on the Walecka model [31], includes the free fields of nucleons and mesons, the interaction between them, and the nonlinear σ self-interactions [52]. The interacting lagrangian for the latter two parts reads

$$\mathcal{L}_{\text{int}} = \bar{\psi}[\gamma_\mu(i\partial^\mu - g_\omega V^\mu - g_\rho \boldsymbol{\tau} \cdot \mathbf{b}^\mu) - (M - g_\sigma \phi)]\psi - U(\phi), \quad (1)$$

where $U(\phi) = g_2\phi^3/3! + g_3\phi^4/4!$ is the nonlinear σ meson self-interactions. In this work, we follow the relativistic Hartree approximation (RHA) to treat the mean fields and polarizations self-consistently [30]. The divergent terms in the nucleon self-energy and meson polarizations are renormalized by introducing the consistent counterterms $\mathcal{L}_{CT} = \sum_{n=1}^4 \frac{\alpha_n}{n!} \phi^n$ [30]. In addition, the one-loop contributions from the g_2 and g_3 terms need to be renormalized by introducing the additional counterterms. Eventually, in RHA the renormalized finite $U^{\text{Ren.}}(\phi)$ is given as [31]

$$\begin{aligned} U^{\text{Ren.}}(\phi) = & \frac{1}{3!}g_2\phi^3 + \frac{1}{4!}g_3\phi^4 + \frac{1}{(8\pi)^2}[(m_\sigma^2 + g_2\phi + \frac{g_3\phi^2}{2})^2 \ln(1 + \frac{g_2\phi}{m_\sigma^2} + \frac{g_3\phi^2}{2m_\sigma^2}) \\ & - m_\sigma^2(g_2\phi + \frac{g_3\phi^2}{2}) - \frac{3}{2}(g_2\phi + \frac{g_3\phi^2}{2})^2 - \frac{(g_2\phi)^2}{3m_\sigma^2}(g_2\phi + \frac{3g_3\phi^2}{2}) + \frac{(g_2\phi)^4}{12m_\sigma^4}]. \end{aligned} \quad (2)$$

Here, the introduction of the nonlinear terms in $U(\phi)$ is necessary for reducing the compression modulus to the empirical region, and the additional terms in Eq.(2) arising from the renormalization of $U(\phi)$ affect the specific parametrizations constrained by the saturation properties.

In the propagation of the nucleon-nucleon interaction, the whole polarization tensor in the dressed meson propagator, the density-dependent and Feynman parts, should be treated on the equal footing. This is the principle in treating the dielectric function whose zero points are the centroid of the collective modes. In a static potential with $q_0 = 0$, the sign of the dielectric function ϵ_L is used to judge the stability of uniform neutron star matter below saturation density. The transition density ρ_t from stable to unstable matter is the largest density determined by the relation

$$\epsilon_L = \det[1 - D_L(q)\Pi_L(q)]_{q_0=0} \leq 0, \quad (3)$$

for any q [21, 22, 23]. In uniform matter with protons, neutrons, electrons and muons at beta equilibrium, the meson propagator D_L and polarization tensor Π_L are 4×4 matrices [23], and all the single entries in Π_L include the finite Feynman parts, among which the Feynman part of the scalar polarization contributes dominantly to shifting the transition density.

3. Results and discussion

The early RHA model is the renormalized version of the Welacka model [30], whose compression modulus of 461.1 MeV is still very high. With the inclusion of the nonlinear σ meson self-interactions in Eq.(2) to reduce the compression modulus, we obtain the specific RHA parametrizations constrained by the saturation properties of nuclear matter: $\rho_0 = 0.16 \text{ fm}^{-3}$, the binding energy per nucleon $E_b = -16$ MeV, the vanishing pressure at ρ_0 , and the given incompressibility. The coupling constant g_ρ of the ρ meson is adjusted to meet some average of a variety of constrained values of the symmetry energy at saturation density. All the meson masses but m_σ are given at their experimental values. In Table 1, we tabulate a few selected RHA parametrizations and the corresponding predictions of nuclear matter at given m_σ (512 MeV). It is seen from Table 1 that the compression modulus becomes reasonably soft in the nonlinear RHA (RHAn) parametrizations together with the increase of the nucleon effective mass [32]. Note that the current data analysis can constrain the incompressibility with an upper bound of 315 MeV [53, 54]. In addition, we mention that the pressure of pure neutron matter obtained with these RHAn parametrizations is basically consistent with that calculated with the microscopic chiral NN and 3N interactions [55] at low density and some deviation arises at the density above 0.11 fm^{-3} , as shown in Fig. 1.

Model	g_σ	g_ρ	g_ω	g_2	g_3	M^*/M	κ	ρ_t	P_t
RHA	7.99	3.91	9.79	0	0	0.726	461.1	0.078	0.265
RHAn1	7.70	4.03	8.39	27.9	-29.5	0.784	300.0	0.081	0.450
RHAn2	7.51	4.09	7.71	40.8	-45.2	0.809	270.0	0.080	0.477
RHAn3	7.11	4.15	6.51	61.1	-75.7	0.847	240.0	0.078	0.459

Table 1: Various RHA parametrizations and some properties of nuclear matter without (i.e., RHA) and with the inclusion of the σ -meson self-interacting terms. κ , ρ_t and P_t are the incompressibility (MeV), transition density (fm^{-3}) and pressure (MeV/fm^3), respectively. Here, the masses of σ , ω , and ρ mesons are 512, 783, and 770 MeV, respectively.

In the renormalization of $\Pi_f^s(q^2)$, we choose the natural renormalization point on the mass shell $q^2 = m_\sigma^2$ as in Ref. [56]. Different from the renormalization point $q^2 = 0$ in Refs. [30, 57], the on-shell point $q^2 = m_\sigma^2$ actually redefines the physical mass of the σ meson in the propagator renormalization. Fig. 2 shows that the change trend of $\Pi_f^s(m_\sigma^2)$ is opposite to $\Pi_f^s(0)$, and Π_f^s in both cases are small compared with Π_D^s .

Exhibited in Fig. 3 is the transition density ρ_t as a function of m_σ . It is seen that the ρ_t with $\Pi_f^s(q^2)$ renormalized at $q^2 = m_\sigma^2$ increases strikingly with the rise of m_σ . In comparison, ρ_t in the cases with $\Pi_f^s(q^2 = 0)$ and without Π_f^s varies very slightly with the rise of m_σ , since there is no m_σ^2 dependence in $\Pi^s(q^2)$. We also calculate ρ_t with the usual RMF models NL3 and FSUGold, and the variation of ρ_t versus m_σ is similarly even. In these cases, the small dependence on m_σ arises from the σ meson propagator and the coupling constant g_σ that is readjusted at various m_σ to keep the saturation properties unchanged. Given the saturation properties, the relationship between ρ_t and m_σ is unique. Though the difference between $\Pi_f^s(q^2)$ at $q^2 = 0$ and m_σ^2 , shown in Fig. 2, is small, their effects on the ρ_t depart to be in sharp contrast. The underlying reason lies in the subtle

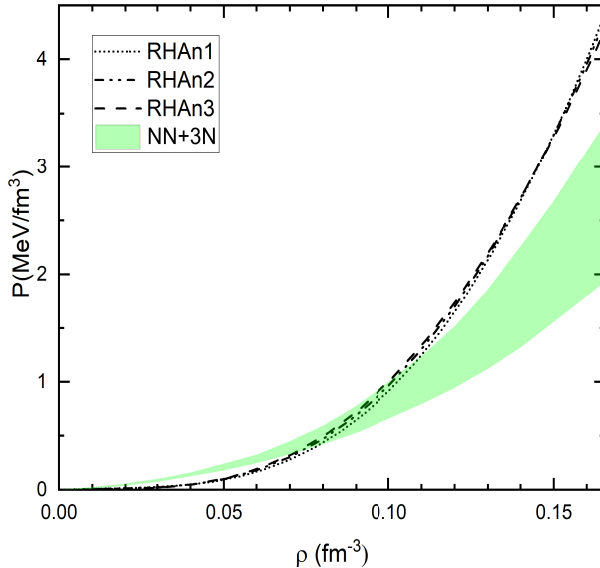


Figure 1: The pressure of pure neutron matter with RHA n parametrizations. The shaded area represents the result with the chiral NN+3N interactions.

cancelation in obtaining the zero points of the dielectric function ϵ_L in Eq.(3). This can be observed in a simplified ϵ_L by neglecting the Coulomb interaction and photon polarization

$$\epsilon_L = [1 + d_s(\Pi_D^s + \Pi_f^s)] \cdot [1 + 4d_\omega d_\rho \Pi_L^2 + 2(d_\omega + d_\rho)\Pi_L] - 4(1 + 2d_\rho \Pi_L)d_s d_\omega \Pi_M^2, \quad (4)$$

where $d_s = g_\sigma^2/(m_\sigma^{*2} - q^2)$, $d_\omega = g_\omega^2/(m_\omega^2 - q^2)$, and $d_\rho = g_\rho^2/(m_\rho^2 - q^2)$, with m_σ^* being the σ meson effective mass [23]. The zeros are the result of the cancelation of the two terms in Eq.(4). With the increase of m_σ , the second term diminishes due to the smaller d_s . The different sign of Π_D^s and Π_f^s in the first term is favorable to keep the equilibration in the cancelation of the two terms, which is the case of the $\Pi_f^s(q^2 = 0)$, see Fig. 2. Thus, the negative value of Π_f^s , which is of the same sign of Π_D^s , shifts the zero point of the dielectric function to a larger density, that is, the transition density ρ_t goes up clearly with the rise of m_σ . We stress that the sensitive dependence of ρ_t on m_σ arises from the appropriate inclusion of the Dirac sea contribution and is therefore absent in the usual RMF models, see Fig. 3. Note that the range of m_σ in Figs. 3 and 4 is taken as 400-650 MeV, according to data from the particle data group PDG2022 [45].

As the dielectric function and transition density is tightly associated with the EOS of asymmetric matter through the meson propagators (nuclear potentials), it is necessary to estimate the blurring effect, arising from the EOS uncertainty mainly in the symmetry energy and compression modulus [54, 58, 59], on the $\rho_t - m_\sigma$ relationship. We depict the distribution domains of ρ_t corresponding to some bounds of the symmetry energy and incompressibility in Fig. 4. The symmetry energy at saturation density seems to be well constrained with a small uncertainty of 31.7 ± 3.2 MeV [54, 60], while its scatter can roughly range from 28.5 to 42.8 MeV in various models [61, 62, 63, 64, 65, 66, 67]. We see from Fig. 4a (the upper panel) that a considerable variation of the symmetry energy from 28.5 to 42.8 MeV in RHA n2 (with $\kappa = 270$ MeV) just leads to a moderate shift of ρ_t . Here, the effect of the slope parameter of the symmetry energy ($L = 3\rho_0 \partial E_{sym}/\partial \rho$ at saturation density ρ_0) on ρ_t is implicit, as the slope is positively relevant to the symmetry energy through the same parameter g_ρ . In this case, the apparent relationship between ρ_t and L is opposite to that in the literature [14, 15, 16], while the consistency can be reproduced by invoking the additional term of the isoscalar-isovector coupling to modify the ρ meson effective mass as in Ref. [22]. The slope parameter in our models ranges from about 70 to 120 MeV, which is roughly consistent with 106 ± 37 MeV, extracted from

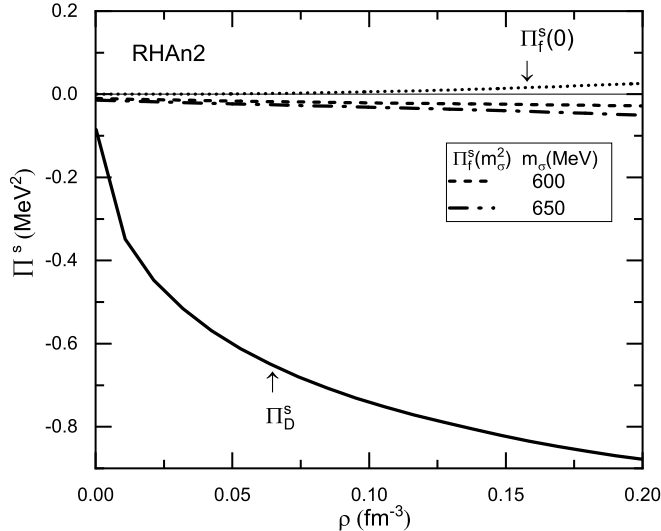


Figure 2: The $\Pi_f^s(q^2)$ and Π_D^s as a function of density. Three curves of $\Pi_f^s(q^2)$ are evaluated at $q^2 = m_\sigma^2$ ($m_\sigma = 600, 650$ MeV) and 0, respectively. A thin solid horizontal line is drawn for reference.

the PREX-2 experiment [68]. In fact, the slope parameter extracted from various experiments is not very consistent, for instance, see Refs. [64, 67, 68, 69, 70, 71]. In Refs. [14, 15, 16], a large slope range of 20-120 MeV is used to delimit the variation of ρ_t around 0.08-0.12 fm^{-3} that clearly exceeds the shaded region shown in Fig. 4a. This suggests that the more accurate experiments to extract the L and m_σ are of similar importance.

In Fig. 4b, given the symmetry energy at 31.7 MeV, we change the incompressibility reasonably from 240 to 300 MeV. It can be seen that the transition density is also moderately affected by the compression modulus. Consequently, the moderate effect of the EOS in the present nonlinear RHA approach reconfirms the fact that the variation of ρ_t is decided overwhelmingly by m_σ through the vacuum polarization. Concerning the disparity of the ρ_t in various models or approaches [6, 20, 22, 23], the experimental extraction of ρ_t not only calibrates the various models, but can further be used to constrain the large uncertainty of m_σ for its high sensitivity to ρ_t together with the well constrained EOS. As the third-generation gravitational wave detector network is in the plan with high precision [49], it is very likely to detect the gravitational wave phase transition induced by inspiraling binary neutron stars and thus obtain the transition density ρ_t [7]. Once ρ_t is extracted from the gravitational wave data in the future, m_σ can be well constrained. Besides, the constraint on the ρ_t extracted indirectly from various terrestrial experiments is similarly of significance [72]. Here, we should mention that the restriction of m_σ with the bulk matter models for finite nuclei is not straightforward, since the value of m_σ is dependent on how to include the in-medium effects and high-order correlations in various approximations. Even in the mean-field approximation, the value of m_σ cannot be determined solely but dependent on the σ meson self-interactions in terms of g_2 and g_3 , see Tables 1 and 2.

To associate astrophysical data with ρ_t and m_σ based on the $\rho_t - m_\sigma$ correlation, here we evaluate the fraction of crustal inertia moment for the neutron star glitches. For neutron stars, the Tolman-Oppenheimer-Volkoff equation is solved with the EOS of asymmetric matter as an input. To reproduce the glitches of the Vela pulsar, the proportion of crustal moment of inertia $\Delta I/I$ should increase significantly from 1.6% to 7% due to the crustal entrainment that impairs the neutron

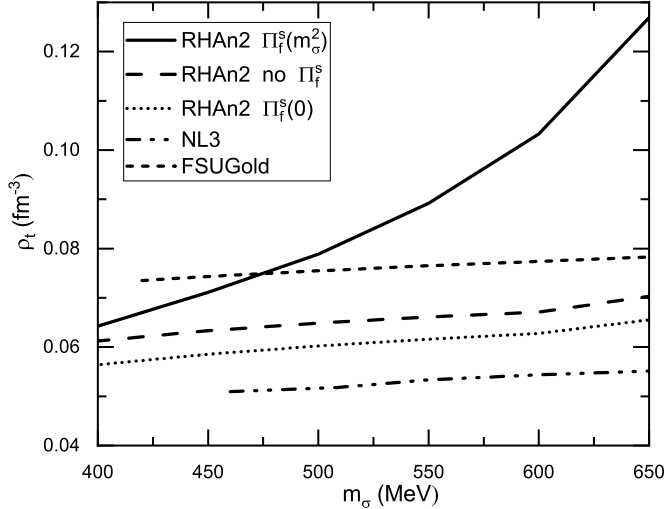


Figure 3: The transition density ρ_t versus m_σ . Various curves stand for three cases of $\Pi_f^s(q^2)$ in RHAAn2 and two RMF results without Π_f^s , respectively.

Model	m_σ	g_2	g_3	ρ_t	L	E_{sym}	M_{max}	$R_{1.4}$	Λ_g	$\Delta I/I$
RHAAn1	550.0	33.9	-28.5	0.088	90.37	33.0	2.04	13.29	667.6	7.08
RHAAn1	454.0	20.3	-29.4	0.075	119.80	42.8	2.03	14.51	711.1	7.02
RHAAn2	555.0	50.5	-43.8	0.090	89.45	33.0	1.92	13.00	560.5	7.09
RHAAn2	471.0	32.7	-44.5	0.078	118.87	42.8	1.91	14.28	597.2	7.00
RHAAn3	580.0	83.7	-70.1	0.095	88.13	33.0	1.73	12.48	408.5	7.06
RHAAn3	514.0	61.7	-75.7	0.084	117.55	42.8	1.72	13.88	438.0	7.01

Table 2: Quantities constrained by the $\Delta I/I$ (around 7% for $1.4M_\odot$ pulsars) and E_{sym} for various models. m_σ , E_{sym} and its slope L are in units of MeV, Λ_g is the dimensionless tidal deformability of the $1.4 M_\odot$ neutron star with its radius $R_{1.4}$, and the maximum neutron star mass is in units of M_\odot .

superfluid [50, 51]. Given the mass of a neutron star, the $\Delta I/I$ is decided by the transition density ρ_t and star radius both of which have a clear dependence on the symmetry energy, and its large value of 7% requires usually a large ρ_t and a stiff symmetry energy. In Table 2, we tabulate the lower limit of ρ_t and the corresponding m_σ , given the symmetry energy of $E_{sym} = 33$ and 42.8 MeV and the value of $\Delta I/I$ around 7% for the $1.4M_\odot$ neutron star. According to the $\rho_t - m_\sigma$ correlation, the lower limit of ρ_t corresponds to a minimum m_σ in Table 2 required to reach $\Delta I/I$ of 7% under different symmetry energies. It can be seen from Table 2 that for the symmetry energy from 33 to 42.8 MeV with its slope L roughly from 90 to 118 MeV, the ρ_t is necessarily reduced to reach $\Delta I/I$ of 7% due to the increase of the NS radius [6]. On the other hand, once the symmetry energy that is independent of m_σ is well constrained, the appropriate inclusion of the vacuum polarization actually opens a new window to meet the required fraction $\Delta I/I$ simply through ρ_t by adjusting m_σ . This is also of practical sense especially when it is somehow difficult for some models to fit the data of the Vela pulsar [6].

In Table 2, we also tabulate the tidal deformability Λ_g [73] whose experimental bounds for the $1.4M_\odot$ neutron star are 190_{-120}^{+390} , extracted from the gravitational wave data [74]. Here, Λ_g is mostly affected by the symmetry energy which dominates the uncertainty of the neutron star radius, while

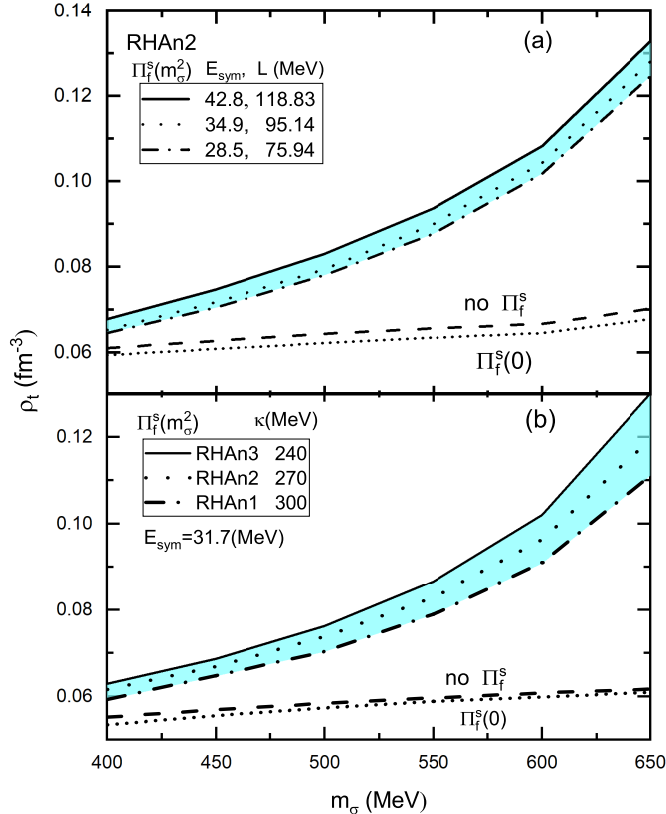


Figure 4: (color online) ρ_t versus m_σ with the effect of the EOS uncertainty: The influence of the symmetry energy (a) and of the incompressibility (b). In (a), L is the slope parameter of the symmetry energy.

the transition density ρ_t just has a moderate effect on Λ_g . The maximum neutron star mass in Table 2 is positively (negatively) correlated with the incompressibility (nucleon effective mass), see Table 1. It is pointed out in Ref. [75] that the maximum mass of the neutron star increases with decreasing m_σ for given g_σ . Our models can present similar results, whereas the variation domain of m_σ for a larger M_{max} is rather limited in the nonlinear RHA model, since the nucleon effective mass can not be reduced significantly in a limited variable domain of the logarithmic function. The maximum masses with the RHAAn2 and RHAAn3, less than the experimental bound $2M_\odot$ [76, 77], can be improved by moderately reducing the nucleon binding energy E_b . With E_b at the lower bound (-15 MeV), the M_{max} with the RHAAn2 and RHAAn3 are increased to be $1.98M_\odot$ and $1.84M_\odot$, respectively. Here, in addition to the incompressibility, a key factor to increase M_{max} is the conversion of the nucleon effective mass M^* into the energy and pressure to be against gravitational collapse by dropping M^* . Since the nonlinear RHA models are not able to have a much smaller M^* , we introduce the new term $g_{\sigma\omega}\sigma^2\omega_\mu\omega^\mu/2$ [78, 79] in the renormalizable formalism to manage shifting the M^* down. A moderate rise of M_{max} with some reduction of M^* can be obtained to be about 0.01, 0.04, and 0.11 M_\odot for RHAAn1, RHAAn2 and RHAAn3, respectively.

4. Summary

In this work, we study the relationship between the σ -meson mass m_σ and the core-crust transition density ρ_t of neutron stars with the inclusion of the renormalized vacuum polarization in the

RRPA. In the presence of the large variations of m_σ and ρ_t both, we have obtained a strong correlation between m_σ and ρ_t overwhelming the uncertainty of the nuclear EOS in the RHAn models, which adds new content to the usual awareness that the ρ_t is dominated by the isovector nuclear potential and symmetry energy. The surprisingly strong dependence of ρ_t on the m_σ results from the vacuum contribution of the scalar polarization that modulates sensitively the zeros of the dielectric function. This strong correlation provides a vigilant reminder that the ubiquitous vacuum can not be easily ignored and has the experimental sense. Once the ρ_t is determined through the future advanced gravitational wave detectors, one can use it to delimit the value of m_σ , and vice versa if the m_σ can be measured accurately by the terrestrial experiments. An astrophysical application of the correlation is that it is easy to achieve the large fraction (7%) of the crustal moment of inertia necessary for the Vela pulsar glitches by moderately increasing the value of m_σ , without altering the existing constraints on the EOS.

Acknowledgements

This work was supported in part by the National Natural Science Foundation of China under Grant No. 11775049.

References

- [1] M. Fortin, C. Providência, A. R. Raduta, F. Gulminelli, J. L. Zdunik, P. Haensel, and M. Bejger, *Phys. Rev. C* **94** (2016) 035804.
- [2] J. M. Lattimer and M. Prakash, *Phys. Rep.* **442** (2007) 109.
- [3] N. Chamel, *Phys. Rev. C* **85** (2012) 035801.
- [4] N. Andersson, K. Glampedakis, W. C. G. Ho, and C. M. Espinoza, *Phys. Rev. Lett.* **109** (2012) 241103.
- [5] J. Piekarewicz, F. J. Fattoyev, and C. J. Horowitz, *Phys. Rev. C* **90** (2014) 015803.
- [6] S-N. Wei, R-Y. Yang, W-Z. Jiang, *Chin. Phys. C* **42** (2018) 74.
- [7] Z. Pan, Z. Lyu, B. Bonga, N. Ortiz, and H. Yang, *Phys. Rev. Lett.* **125** (2020) 201102.
- [8] A. T. Deibel, A. W. Steiner, and E. F. Brown, *Phys. Rev. C* **90** (2014) 025802.
- [9] S. Lalit, Z. Meisel, and E. F. Brown. *Astrophys. J.* **882** (2019) 2.
- [10] F. Douchin and P. Haensel, *Phys. Lett. B* **485** (2000) 107.
- [11] B. A. Li, A. T. Sustich, M. Tilley and B. Zhang, *Nucl. Phys. A* **699** (2002) 493.
- [12] S. Kubis, *Phys. Rev. C.* **76** (2007) 025801.
- [13] Ch. C. Moustakidis, T. Niksić, G. A. Lalazissis, D. Vretenar, and P. Ring, *Phys. Rev. C* **81** (2010) 065803.
- [14] C. Ducoin, J. Margueron, and C. Providência, *Europhys. Lett.* **91** (2010) 32001.
- [15] W. G. Newton, M. Gearheart, and B. A. Li, *Astrophys. J. Suppl. Ser.* **204** (2013) 9.

- [16] C. Ducoin, J. Margueron, C. Providência, and I. Vidaña, *Phys. Rev. C* **83** (2011) 045810.
- [17] P. Chomaz, M. Colonna, and J. Randrup, *Phys. Rep.* **389** (2004) 263.
- [18] C. Ducoin, Ph. Chomaz, and F. Gulminelli, *Nucl. Phys. A* **789** (2007) 403.
- [19] J. Xu, L-W. Chen, B. A. Li and H-R. Ma, *Astrophys. J.* **697** (2009) 1549.
- [20] H. Zheng and L. W. Chen, *Phys. Rev. D* **85** (2012) 043013.
- [21] K. Lim and C. J. Horowitz, *Nucl. Phys. A* **501** (1989) 729.
- [22] C. J. Horowitz and J. Piekarewicz, *Phys. Rev. Lett.* **86** (2001) 5647.
- [23] J. Carriere, C.J. Horowitz, and J. Piekarewicz, *Astrophys. J.* **593** (2003) 463.
- [24] M. Gell-Mann, M. Levy, *Nuovo Cim.* **16** (1960) 705.
- [25] O. Scavenius, Á. Mócsy, I. N. Mishustin, and D. H. Rischke, *Phys. Rev. C* **64** (2001) 045202.
- [26] H. Mao, J. Jin, and M. Huang, *J. Phys. G* **37** (2010) 035001.
- [27] Y. Nambu, G. Jona-Lasinio, *Phys. Rev.* **122** (1961) 345.
- [28] T. Hatsuda, T. Kunihiro, *Phys. Rep.* **247** (1994) 221.
- [29] S. N. Wei, W. Z. Jiang, Y. R. Yang, and D. R. Zhang, *Phys. Lett. B* **763** (2016) 145.
- [30] S. A. Chin, *Ann. Phys.* **108** (1977) 301.
- [31] D. B. Serot and J. D. Walecka, *Adv. Nucl. Phys.* **16** (1986) 1.
- [32] N. K. Glendenning, *Phys. Lett. B* **208** (1988) 335.
- [33] X. Ji, *Phys. Lett. B* **208** (1988) 19.
- [34] S. Wang, Q. Zhao, P. Ring, J. Meng, *Phys. Rev. C* **103** (2021) 054319.
- [35] W. Z. Jiang and B. A. Li, *Mod. Phys. Lett. A* **23** (2008) 3393.
- [36] D. Vretenar, A. Wandelt, P. Ring, *Phys. Lett. B* **487** (2000) 334.
- [37] Z-Y. Ma, N. V. Giai, A. Wandelt, D. Vretenar, P. Ring, *Nucl. Phys. A* **686** (2001) 173.
- [38] P. Ring, Z-Y. Ma, N. Van Giai, D. Vretenar, A. Wandelt, L-G. Cao, *Nucl. Phys. A* **694** (2001) 249.
- [39] S. Weinberg, *Phys. Rev.* **166** (1968) 1568.
- [40] S. Weinberg, *Phys. A* **96** (1979) 327.
- [41] V. Koch, *Int. J. Mod. Phys. E* **6** (1997) 203.
- [42] W. G. Paeng, T. T. S. Kuo, H. K. Lee, and M. Rho, *Phys. Rev. C* **93** (2016) 055203.
- [43] J. R. Peláez, *Phys. Rep.* **658** (2016) 1.

- [44] J. R. Peláez, A. Rodas, and Ruiz de Elvira, *J. Eur. Phys. J. Spec. Top.* **230** (2021) 1539.
- [45] R. L. Workman, V. D. Burkert, V. Crede, E. Klempt, U. Thoma, et al. (Particle Data Group), *Prog. Theor. Exp. Phys.* **2022** (2022) 083C01.
- [46] J. A. Oller, E. Oset, and J. R. Pelaez, *Phys. Rev. Lett.* **80** (1998) 3452.
- [47] G. Colangelo, J. Gasser, and H. Leutwyler, *Nucl. Phys. B* **603** (2001) 125.
- [48] R. A. Briceño, J. J. Dudek, R. G. Edwards, and D. J. Wilson, *Phys. Rev. Lett.* **118** (2017) 022002.
- [49] B. P. Abbott, R. Abbott, T. D. Abbott, M. R. Abernathy, K. Ackley, C. Adams, P. Addesso, R. X. Adhikari, V. B. Adya, C. Affeldt et al., *Class. Quan. Grav.* **34** (2017) 044001.
- [50] N. Andersson, K. Glampedakis, W. C. G. Ho, C. M. Espinoza, *Phys. Rev. Lett.* **109** (2012) 241103.
- [51] N. Chamel, *Phys. Rev. Lett.* **110** (2013) 011101.
- [52] J. Boguta and A. R. Bodmer, *Nucl. Phys. A* **292** (1977) 413.
- [53] J. R. Stone, N. J. Stone, and S. A. Moszkowski, *Phys. Rev. C* **89** (2014) 044316.
- [54] X. Roca-Maza, N. Paar, *Prog. Part. Nucl. Phys.* **101** (2018) 96.
- [55] K. Hebeler, J. M. Lattimer, C. J. Pethick, and A. Schwenk, *Astrophys. J.* **773** (2013) 11.
- [56] H. Kurasawa, T. Suzuki, *Nucl. Phys. A* **490** (1988) 571.
- [57] R. J. Furnstahl, C. J. Horowitz, *Nucl. Phys. A* **485** (1988) 632.
- [58] B. A. Li, L. W. Chen, and Che Ming Ko, *Phys. Rep.* **464** (2008) 113.
- [59] J. M. Lattimer, and M. Prakash, *Phys. Rep.* **621** (2016) 127.
- [60] M. Oertel, M. Hempel, T. Klähn, and S. Typel, *Rev. Mod. Phys.* **89** (2017) 015007.
- [61] A. Carbone, G. Colò, A. Bracco, L-G. Cao, P. F. Bortignon, F. Camera, and O. Wieland, *Phys. Rev. C* **81** (2010) 041301(R).
- [62] M. B. Tsang, J. R. Stone, F. Camera, P. Danielewicz, S. Gandolfi, K. Hebeler, C. J. Horowitz et al., *Phys. Rev. C* **86** (2012) 015803.
- [63] J. M. Lattimer and Y. Lim, *Astrophys. J.* **771** (2013) 51.
- [64] B. A. Li and X. Han, *Phys. Lett. B* **727** (2013) 276.
- [65] J. Xu, W. J. Xie, and B. A. Li, *Phys. Rev. C* **102** (2020) 044316.
- [66] W. G. Newton and G. Crocombe, *Phys. Rev. C* **103** (2021) 064323.
- [67] B. T. Reed, F. J. Fattoyev, C. J. Horowitz, and J. Piekarewicz, *Phys. Rev. Lett.* **126** (2021) 172503.

- [68] D. Adhikari, H. Albataineh, D. Androic, K. Anio, et al. *Phys. Rev. Lett.* **126** (2021) 172502.
- [69] X. Roca-Maza, X. Viñas, M. Centelles, B. K. Agrawal, G. Colò, N. Paar, J. Piekarewicz, D. Vretenar, *Phys. Rev. C* **92** (2015) 064304.
- [70] M. Oertel, M. Hempel, T. Klöhn, and S. Typel, *Rev. Mod. Phys.* **89** (2017) 015007.
- [71] J. Estee, W.G. Lynch, C.Y. Tsang, J. Barney et al. *Phys. Rev. Lett.* **126** (2021) 162701.
- [72] Ch. C. Moustakidis, T. Niksić, G. A. Lalazissis, D. Vretenar, and P. Ring, *Phys. Rev. C* **81** (2010) 065803.
- [73] W. Z. Shangguan, Z. Q. Huang, S. N. Wei, and W. Z. Jiang, *Phys. Rev. D* **104** (2021) 063035.
- [74] B. P. Abbott et al. (LIGO Scientific Collaboration and Virgo Collaboration), *Phys. Rev. Lett.* **121** (2018) 161101.
- [75] S. Weissenborn, D. Chatterjee, and J. Schaffner-Bielich, *Nucl. Phys. A* **881** (2012) 62.
- [76] P. Demorest, T. Pennucci, S. Ransom, M. Roberts and J. Hessels, *Nature* **467**(2010) 1081.
- [77] J. Antoniadis, P. C. Freire, N. Wex, T. MTauris, R. S. Lynch, et al., *Science* **340** (2013) 1233232.
- [78] M. M. Haidari and M. M. Sharma, *Nucl. Phys. A* **803** (2008) 159.
- [79] G-Y. Shao and Y-X. Liu, *Phys. Rev. C* **79** (2009) 025804.