

Probing Electroweak Phase Transition in Singlet scalar extension of Standard Model at HL-LHC through $bbZZ$ channel using parameterized machine learning

Pritam Palit^{1,2,*} and Sujay Shil^{3,†}

¹*Saha Institute of Nuclear Physics, 1/AF Bidhannagar, Kolkata 700064, India*

²*Homi Bhabha National Institute, Training School Complex, Anushakti Nagar, Mumbai 400085, India*

³*Instituto de Física, Universidade de São Paulo,
R. do Matão 1371, 05508-090 São Paulo, Brazil*

(Dated: February 9, 2023)

In this paper, the collider signature of the heavy Higgs boson at 14 TeV HL-LHC is studied, where heavy Higgs boson decays into a pair of standard model Higgs boson, which further decays to $bbZZ$ state and subsequently to $bb\ell^+\ell^-\nu_\ell\nu_\ell$ final state. To study this, we consider singlet scalar extension of the standard model and considered the parameter space and mass of the heavy Higgs such that it prefers the strong first order electroweak phase transition. The study is done following the $bbZZ$ analysis of CMS Collaboration and further using parameterized machine learning for final discrimination which simplifies the training process along with an improved discrimination between signal and background over the range of benchmark points. Despite the lower branching fractions, this channel can be a potential probe of the electroweak phase transition with the data sets collected by the CMS and ATLAS experiments in the 14 TeV HL-LHC with 3 ab^{-1} of integrated luminosity and a production of resonant di-Higgs signal can be potentially discovered.

I. INTRODUCTION

Discovery of Higgs boson at Large Hadron collider [1, 2] in 2012 completes the discovery of all the fundamental particles predicted in the standard model (SM). However there are many questions which remain unanswered for example, origin of matter-anti matter asymmetry [3], mechanism of neutrino mass generation [4], nature of dark matter [5, 6] etc. As we know the universe is full of matter and there is almost no anti-matter in the universe, the mechanism by which matter anti-matter asymmetry generates is called baryogenesis. Depending on the characteristics of electroweak phase transition (EWPT) one can account how much baryon asymmetry is created by standard model and beyond standard model (BSM) processes. To have successful electroweak baryogenesis, either three Sakharov conditions [7] should be satisfied or CPT symmetry needs to be broken. Considering only the standard model Higgs doublet, electroweak phase transition is not a strong first order phase transition. Rather it is a crossover transition [8–11] and it can not generate sufficient baryon asymmetry of the universe. However, some variations of the standard model for example singlet scalar extension of the standard model, the xSM, actually can make electroweak phase transition a strong first order phase transition [12, 13]. In this paper, we mostly analyze the collider signature of the singlet scalar extension of the standard model considering the parameter space which satisfy the strong first order electroweak phase transition (SFOEWPT).

Currently, CMS and ATLAS have performed resonant di-Higgs searches [14, 15] in different decay final states : $4b$ [16, 17], $bbWW$ and $bbZZ$ [18–20], $bb\tau\tau$ [21, 22], $bb\gamma\gamma$ [23, 24], $WWWW$ [25] and $\gamma\gamma WW$ [26]. So far, there has been no significant excess over SM backgrounds. On the other hand, there are a number of phenomenological studies on the parameter regions suitable for SFOEWPT. It is possible to discover the singlet-like BSM Higgs having a relatively light mass (270 GeV) [27] at the 14 TeV LHC and with an integrated luminosity of 100 fb^{-1} . A discovery up to 500 GeV is possible in the $bb\gamma\gamma$, 4τ final states [28] and $4b$ [29] final state with a luminosity of 3 ab^{-1} at the

* pritampalit@gmail.com

† sujayshil1@gmail.com

14 TeV high-luminosity LHC (HL-LHC) [30]. In the $bbWW$ final state, a discovery is achievable in the range of [350, 600] GeV at the 13 TeV LHC with a luminosity of 3 ab^{-1} [30].

In this study, we analyze the prospects of exclusion or discovery in the $bbZZ$ channel at the 14 TeV HL-LHC with a luminosity of 3 ab^{-1} . We consider $bb\ell\ell\nu\nu$ ($\ell = e, \mu$) decay of $bbZZ$ and assume a final combination of both CMS and ATLAS experiments. We follow the benchmark points used in Ref. [29] with mass of BSM Higgs having a range between 300 GeV and 850 GeV producing the maximum signal rate of resonant di-Higgs production and satisfying all the recent experimental constraints coming from electroweak precision data and the Higgs signal rate as well as the theoretical constraints from perturbativity, vacuum stability and a SFOEWPT. A full simulation of signal and background processes is performed with the Madgraph5 parton level event generator [31]. For parton shower and hadronization, we use PYTHIA8 [32] and for detector effects, we use DELPHES3 [33]. Further, we use parameterized machine learning [34] method to apply a single deep neural network (DNN) algorithm for all the benchmark points taking the mass of the resonant particle as a parameter to the network. This parameterized DNN replaces the individual classifiers trained at individual mass points of the resonant particle with a single classifier and simplifies the training process with improved performance. Finally the signal significance is obtained by the parameterized DNN score distributions of signal and background events.

From our study and results obtained shown in Fig. 3, we can conclude as follows :

- Despite the lower branching ratio of $bbZZ$ channel, for singlet-like Higgs masses below 490 GeV, the combination of CMS and ATLAS experiments gives significance higher than 5σ in the $bbZZ$ final state along with the $bb\gamma\gamma$ and $4b$ channels and a discovery can be achieved at the 14 TeV HL-LHC with a luminosity of 3 ab^{-1} for the regions of parameter space where SFOEWPT is satisfied.
- For singlet-like Higgs masses above 490 GeV, the combination of CMS and ATLAS experiments gives the estimates for the $bbZZ$ final state below than that of the $bb\gamma\gamma$ and $4b$ final states.
- Only CMS search does not achieve discovery significance in this channel, but we can exclude up to 550 GeV of singlet-like Higgs masses.

Our work is detailed in following ways : In Sec. II, we describe the overview of the xSM model along with the theoretical and phenomenological constraints, the requirements for a SFOEWPT and the benchmark points by scanning the parameter space. In Sec. III, the validation of backgrounds is discussed by comparing with 13 TeV CMS analysis results. In Sec. IV, We present the analysis of the signal and backgrounds at 14 TeV HL-LHC. Sec. V offers a summary and conclusion. In the Appendix, the distributions of the kinematic variables are discussed which are used as input variables of the parameterized DNN for 14 TeV HL-LHC.

II. THE xSM MODEL & EWPT

A. The Model

Most generalised potential of the scalar sector of the xSM takes the form [12, 13],

$$V(H, S) = -\mu^2 (H^\dagger H) + \lambda (H^\dagger H)^2 + \frac{a_1}{2} (H^\dagger H) S + \frac{a_2}{2} (H^\dagger H) S^2 + \frac{b_2}{2} S^2 + \frac{b_3}{3} S^3 + \frac{b_4}{4} S^4, \quad (1)$$

where S is the singlet scalar extension of the standard model. The coefficient a_1, a_2 are the couplings through which the SM Higgs doublet H mixes with S . If a_1 and b_3 are absent, the potential is \mathbb{Z}_2 symmetric under the transformation $S \rightarrow -S$. However, we keep all the terms here, as these terms have significant role in electroweak phase transition as well as di-Higgs collider phenomenology.

When the electroweak symmetry breaks, the Higgs doublet $H \rightarrow \frac{h+v}{\sqrt{2}}$ gets its vev and let assume the singlet scalar

S also gets a positive vev ($S \rightarrow x + s$). For the stability of the Higgs potential, the quartic Higgs coupling should be positive along all the directions, which gives $\lambda > 0$, $b_4 > 0$ and $a_2 > 2\sqrt{\lambda b_4}$. Once these conditions are satisfied, the Higgs potential definitely acquires one or multiple minima. The minimization conditions give the following sets of equations,

$$\mu^2 = \lambda v_0^2 + (a_1 + a_2 x_0) \frac{x_0}{2}, \quad (2)$$

$$b_2 = -b_3 x_0 - b_4 x_0^2 - \frac{a_1 v_0^2}{4x_0} - \frac{a_2 v_0^2}{2}. \quad (3)$$

Also the condition for stable minimum gives,

$$b_3 x_0 + 2b_4 x_0^2 - \frac{a_1 v_0^2}{4x_0} - \frac{(a_1 + 2a_2 x_0)^2}{8\lambda} > 0. \quad (4)$$

In addition to that, the requirements for global minimum and perturbativity bound [35–37] are imposed numerically. After EWSB, the fields h and s mix with each other and the mass squared matrix is given by, By diagonalizing the above matrix one can get the mass eigenvalues as,

$$m_{1,2}^2 = \frac{m_h^2 + m_s^2 \mp |m_h^2 - m_s^2| \sqrt{1 + \left(\frac{m_{hs}^2}{m_h^2 - m_s^2}\right)^2}}{2}. \quad (5)$$

The corresponding mass eigenstates are,

$$\begin{aligned} h_1 &= h \cos \theta + s \sin \theta, \\ h_2 &= -h \sin \theta + s \cos \theta, \end{aligned} \quad (6)$$

where θ is the mixing angle between h and s , which is defined as,

$$\sin 2\theta = \frac{(a_1 + 2a_2 x_0) v_0}{m_1^2 - m_2^2}. \quad (7)$$

Due to the mixing between the h and s , the vector bosons and fermions couplings with the SM Higgs boson are re-scaled by $\cos \theta$ and BSM Higgs coupling by $\sin \theta$,

$$g_{h_1 hh} = \cos \theta g_{hhh}^{\text{SM}}, \quad g_{h_2 hh} = \sin \theta g_{hhh}^{\text{SM}}. \quad (8)$$

To study the resonant di-Higgs production the most important interaction is $\lambda_{211} h_2 h_1 h_1$, where λ_{211} is the tri-linear coupling given by,

$$\begin{aligned} \lambda_{211} &= \frac{1}{4} [(a_1 + 2a_2 x_0) \cos^3 \theta + 4v_0(a_2 - 3\lambda) \cos^2 \theta \sin \theta \\ &\quad - 2(a_1 + 2a_2 x_0 - 2b_3 - 6b_4 x_0) \cos \theta \sin^2 \theta - 2a_2 v_0 \sin^3 \theta]. \end{aligned} \quad (9)$$

$$(10)$$

In this work we only consider the mass hierarchy $m_2 > 2m_1$, so that an on-shell h_2 can decays h_1 pair. The decay width of h_2 to h_1 pair is given by,

$$\Gamma_{h_2 \rightarrow h_1 h_1} = \frac{\lambda_{211}^2 \sqrt{1 - 4m_1^2/m_2^2}}{8\pi m_2}, \quad (11)$$

and the total width of h_2 is given by,

$$\Gamma_{h_2} = \sin^2 \theta \Gamma^{\text{SM}}(m_2) + \Gamma_{h_2 \rightarrow h_1 h_1}, \quad (12)$$

where $\Gamma^{\text{SM}}(m_2)$ is the total width of the SM Higgs boson if its mass becomes m_2 and values of $\Gamma^{\text{SM}}(m_2)$ are taken from Ref. [38]. For $pp \rightarrow h_2 \rightarrow XX$, the signal rate normalized to the SM value is estimated by,

$$\mu_{h_2 \rightarrow XX} = \sin^2 \theta \left(\frac{\sin^2 \theta \Gamma^{\text{SM}}(m_2)}{\Gamma_{h_2}} \right). \quad (13)$$

For $pp \rightarrow h_2 \rightarrow h_1 h_1$, the production cross-section can be written as,

$$\sigma_{h_1 h_1} = \sigma^{\text{SM}}(m_2) \times \sin^2 \theta \frac{\Gamma_{h_2 \rightarrow h_1 h_1}}{\sin^2 \theta \Gamma^{\text{SM}}(m_2) + \Gamma_{h_2 \rightarrow h_1 h_1}}. \quad (14)$$

B. Existing Phenomenological Constraints

a. The Higgs signal strength measurement severely constrain the mixing angle of the Higgs boson with the BSM Higgs. Performing a global fit using ATLAS run 2 data by marginalizing up to 95% confidence limit of the Higgs signal strength measurement values in Higgs production channels (ggH , VBF , VH and ttH) and decays ($h \rightarrow \gamma\gamma$, $h \rightarrow \tau\tau$, $h_1 \rightarrow WW^*$, $h_1 \rightarrow ZZ^*$ and $h_1 \rightarrow b\bar{b}$) [39–44], we obtain a upper limit on $\sin^2 \theta$, which is 0.131 [29].

b. There have been many LHC analyses which are focused on the searching of the heavy Higgs boson. We consider the bounds from the existing searches such as $h_2 \rightarrow VV$ [45–50] and also $h_2 \rightarrow h_1 h_1$, where $h_1 h_1$ decays into $4b$ [16, 17], $bb\gamma\gamma$ [23, 24] and $b\bar{b}\tau\tau$ [21, 22]. All these constraints have been considered and exclusion region in the plane of $(\cos\theta, m_2)$ is shown in Ref. [30]. The benchmark points which we are going to consider here are chosen considering all of the above constraints.

c. The parameters of the xSM model are also constrained by the measurement of the electroweak precision observables (EWPO). The mixing between the SM Higgs and the BSM scalar deviates the values of the oblique parameters (S , T and U) from standard model predictions [50–52], which constrain the $\sin \theta$ depending on the mass of the heavy BSM scalar. Considering present measured values of the oblique parameters and deviations within 95% C.L, the obtained upper limit on $\sin^2 \theta$ is 0.12 for $m_{h_2} = 250$ GeV to 0.04 for $m_{h_2} = 950$ GeV [29].

C. EWPT constraints

To account the present baryon asymmetry of the universe the SM Higgs mass should be below 70 GeV considering only one Higgs doublet in the theory. As LHC already discovered Higgs with mass 125 GeV, SFOEWPT is disfavoured. However, SFOEWPT can be achieved by extending the standard model and in this study we consider singlet scalar extension of the standard model. The finite temperature effective potential is considered where $T = 0$ tree level potential and gauge independent thermal mass correction to the potential are included so that electroweak symmetry at high temperature is restored [53, 54]. Here, a_1 and b_3 parameters create barrier between broken and unbroken phase which allows SFOEWPT. The term with co-efficient a_2 strengthens the first order transition. At high temperature [54, 55], the T dependent and gauge independent vevs can be written as,

$$\frac{\bar{v}(T)}{\sqrt{2}} = \bar{\phi}(T) \cos \alpha(T) \quad \bar{x}(T) = \bar{\phi}(T) \sin \alpha(T), \quad (15)$$

where $\bar{v}(T=0) = v_0$ and $\bar{x}(T=0) = x_0$. To define the critical temperature we use the condition where the broken and unbroken phases are degenerate ($V_{eff}^{T \neq 0}(\phi, \alpha \neq \pi/2, T_c) = V_{eff}^{T \neq 0}(\phi, \alpha = \pi/2, T_c)$). Using critical temperature we can calculate the quenching effect of the sphaleron process [56]. For large quenching effect the first order EWPT is strong, which requires,

$$\cos \alpha(T_c) \frac{\bar{\phi}(T_c)}{T_c} \gtrsim 1. \quad (16)$$

We want to select the benchmark points which satisfy the SFOEWPT as well as all the bounds which are discussed in the previous section such as Higgs signal strength, LHC search for heavy Higgs, EWPO etc. In order to do that, first the parameters a_1 , b_3 , v_0 , b_4 and λ are scanned in the following range,

$$a_1/\text{TeV}, \quad b_3/\text{TeV} \in [-1, 1], \quad x_0/\text{TeV} \in [0, 1], \quad b_4, \lambda \in [0, 1]. \quad (17)$$

The rest of the parameters are calculated using the values of $v_0 = 246$ GeV and $m_h = 125$ GeV. After scanning the above parameters and selecting the points which satisfy all the bounds of the previous section along with the perturbative bound, qualified benchmark points are passed through COSMOTRANSITION package [57] to calculate the critical temperature, sphaleron energy, tunnelling rate from the unbroken phase to the broken phase to check whether SFOEWPT conditions are satisfied.

Benchmark	$\cos \theta$	m_2 (GeV)	Γ_{h_2} (GeV)	x_0 (GeV)	λ	a_1 (GeV)	a_2	b_3 (GeV)	b_4	λ_{111} (GeV)	λ_{211} (GeV)	σ (pb)	BR
B1	0.974	327	0.929	60.9	0.17	-490	2.65	-361	0.52	45	62.2	0.56	0.33
B2	0.980	362	1.15	59.6	0.17	-568	3.26	-397	0.78	44.4	76.4	0.48	0.40
B3	0.983	415	1.59	54.6	0.17	-642	3.80	-214	0.16	44.9	82.5	0.36	0.33
B4	0.984	455	2.08	47.4	0.18	-707	4.63	-607	0.85	46.7	93.5	0.26	0.31
B5	0.986	511	2.44	40.7	0.18	-744	5.17	-618	0.82	46.6	91.9	0.15	0.24
B6	0.988	563	2.92	40.5	0.19	-844	5.85	-151	0.08	47.1	104	0.087	0.23
B7	0.992	604	2.82	36.4	0.18	-898	7.36	-424	0.28	45.6	119	0.045	0.30
B8	0.994	662	2.97	32.9	0.17	-976	8.98	-542	0.53	44.9	132	0.023	0.33
B9	0.993	714	3.27	29.2	0.18	-941	8.28	497	0.38	44.7	112	0.017	0.20
B10	0.996	767	2.83	24.5	0.17	-920	9.87	575	0.41	42.2	114	0.0082	0.22
B11	0.994	840	4.03	21.7	0.19	-988	9.22	356	0.83	43.9	83.8	0.0068	0.079

TABLE I: Values of the xSM parameters for each of the benchmark points for the maximum $\sigma_{h_2} \times \text{BR}_{h_2 \rightarrow h_1 h_1}$ value at the 14 TeV HL-LHC.

D. Identification of benchmark points

We choose the parameters which satisfy the requirements as discussed above. Depending on that, we select benchmark points having maximum signal rate with a total range of [300, 850] GeV. Upper bound on m_2 at 850 GeV is decided by satisfying conditions of SFOEWPT. We do not consider benchmark points corresponding to minimum signal rate, as it is expected to have very low sensitivity beyond the possible reach of 14 TeV HL-LHC for our final state. All the benchmark points are given in Table I. The benchmark points B3 and B4 are kept to compare with the previous studies in spite of the $h_2 \rightarrow ZZ$ search [45] in CMS experiment already excludes those benchmark points.

III. REPRODUCTION OF EXISTING RESULTS OF 13 TeV LHC

To cross-check with the existing LHC results, the CMS analysis in Ref. [58] is followed and the distributions of final transverse mass of the backgrounds in the signal region are reproduced to justify the proper generation of backgrounds. In this CMS analysis, they look for the resonant search of graviton and radion for various range of masses in di-Higgs decay mode where the final state is $bbZZ \rightarrow bbl^+\ell^-\nu_\ell\nu_\ell$. The top-pair ($t\bar{t}$) production as the dominant SM background and Drell-Yan with 2 jets as another sub-dominant background are simulated at leading order (LO) accuracy with MG5AMC@NLOv2.6.7. [31] For simplicity, Monte Carlo generation of our signal and backgrounds is restricted to $l = \mu$. When we further estimate the sensitivity, the possible contributions from final states with a pair of electrons are taken into account, for which very similar efficiencies are expected.

PYTHIA8 is used [32] for parton showering, fragmentation and hadronization. We use DELPHES3 [33] for simulating the detector effects where we use the default CMS DELPHES card. The anti- k_t clustering algorithm is used to reconstruct jets having a radius parameter R fixed at 0.4. The efficiency and misidentification probability of b-tagging are implemented by the CMVA algorithm [59] inside the CMS Delphes card. In the analysis, medium working point of the CMVA algorithm is used which is defined such as the efficiency is about 66 %, while the misidentification rate is about 1 %.

For the analysis, the selection criteria is used as follows :

- Events are required to have at least two muons both of which will be within $|\eta| < 2.4$. The transverse momentum of the leading muon needs to be larger than 20 GeV, while for the subleading muon the minimum requirement is 15 GeV.

- Two jets constituting the $H \rightarrow bb$ candidate have to have $p_T > 30$ GeV and $|\eta| < 2.4$, and to be separated from leptons by a distance of $\delta R > 0.3$.
- One of the Z bosons is reconstructed from the two highest p_T muons.
- Two b-jets are selected using CMVA algorithm. If the selection criteria is satisfied by more than two b-jets, we select the two b-jet candidates having a combined invariant mass closer to $m_{h_1} = 125$ GeV.
- The reconstruction of the di-Higgs candidates is done in the regions that are chosen in the kinematic space defined by the dilepton invariant mass $m_{\ell\ell}$ and the invariant mass m_{bb} of the pair of b-jets. The signal region (SR) is defined by the requirements $80 < m_{\ell\ell} < 96$ GeV and $105 < m_{bb} < 135$ GeV.
- Missing transverse energy, \cancel{E}_T is imposed to be larger than 25 GeV to suppress one of the major backgrounds Drell-Yan.
- To differentiate signal and backgrounds in the SR, training of a Boosted Decision Tree (BDT) [60, 61] is done on simulated MC samples that include a mix of the $t\bar{t}$ and Drell-Yan samples representing the dominant backgrounds and a resonant signal sample as described below in details.
- Distributions of transverse mass of the di-Higgs candidate, $M_T(h_1 h_1) = E^2 - p_z^2$, where E and p_z are denoted by the energy and the Z-axis component of the Lorentz energy-momentum vector of the di-Higgs candidate are used to match the final discriminant with the CMS analysis as in Ref. [58].

For BDT, the input variables include ΔR between two b-jets, ΔR between two leptons and the \cancel{E}_T , the invariant mass and the transverse momentum of the on-shell Z boson and both Higgs boson candidates. To compare with the CMS results, we trained a BDT including the signal resonant di-Higgs samples with the mass of the resonance from 260 to 450 GeV and the combined background samples. The selection is applied according to BDT output distributions of signal sample for mass 300 GeV and combined background to achieve maximum discrimination.

Fig. 1 shows the di-Higgs transverse mass distributions of the background in the $\mu + \mu -$ channel for the graviton resonance mass hypothesis. NLO K factor for DY + 2jets is taken to be 1.135 [62] while for $t\bar{t}$, NNLO + NNLL K-factor is taken to be 2.15 [63]. We observe comparable agreement between the background estimate obtained by our analysis and CMS data points from Ref. [58], which validates the production of background samples. We observe a discrepancy in the higher transverse mass region. The CMS analysis considered Drell-Yan sample in association up to four jets, while we considered inclusive Drell-Yan sample up to two jets in our analysis. After the final SR selection, there are very low statistics left for the Drell-Yan sample. To train the BDT, there needs to produce a large number of statistics at the initial stage for this background sample, which was beyond our scope for the production of the sample in association up to four jets. The more number of jets in the Drell-Yan samples of CMS analysis causes the possible discrepancy in the higher mass region of transverse mass. Also, as there is negligible presence of signal statistics in this higher mass region of transverse mass, it justifies that this discrepancy will rarely affect our final estimate of significance for the 14 TeV HL-LHC prediction.

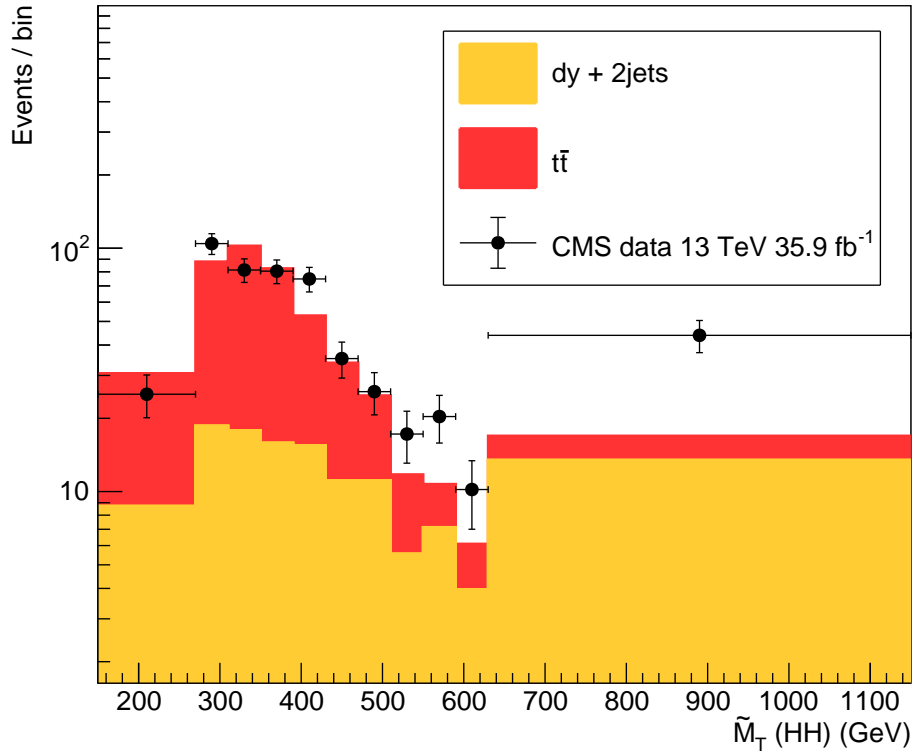


FIG. 1: Distribution of the di-Higgs transverse mass in the signal region for variable bin widths. Data points are taken from the CMS data in Ref. [58] and histograms represent the background processes from the simulation in the current analysis.

IV. PROJECTIONS FOR 14 TeV HL-LHC

Once the validation of our backgrounds against the CMS results at the 13 TeV LHC is done, the projections are estimated at the 14 TeV HL-LHC with a revised analysis strategy. The primary selections of events are kept similar to 13 TeV due to the similarity of distributions of kinematic variables.

- Events are selected having at least two muons of opposite electric charge, both of which will be within $|\eta| < 2.4$. The transverse momentum of leading muon requires to be larger than 20 GeV, while the subleading muon has the minimum requirement of 10 GeV.
- Two jets constituting the $H \rightarrow bb$ candidate have to have $p_T > 30$ GeV and $|\eta| < 2.4$, and to be separated from leptons by a distance of $\delta R > 0.3$.
- One of the Z bosons is reconstructed from the two highest p_T muons.
- Two b-jets are selected using CMVA algorithm. If all selection criteria are satisfied by more than two b-jets, we select the two b-jet candidates having the highest combined transverse momentum.
- The di-Higgs candidates are reconstructed in signal regions defined by the dilepton invariant mass $m_{\ell\ell}$ and the invariant mass m_{bb} of the two b-jets. The signal region (SR) is defined by the requirements $80 < m_{\ell\ell} < 96$ GeV and $95 < m_{bb} < 135$ GeV.

- For final discrimination between signal and background in the SR, a parameterized neural network [34] is trained on simulated MC samples that include a mix of the $t\bar{t}$ and Drell-Yan samples representing the backgrounds and the resonant signal sample as described below in details.

Distribution of final output score of parameterized neural network are used for final discriminant of signal vs background to calculate the significance as a function of resonance mass following the profile likelihood ratio based CL_S technique [64]. Parameterized neural network takes the true resonant particle invariant mass as a parameter to the network along with other input features. A single network provides improved discrimination across the range of invariant masses of resonant particle which saves a lot of time as well as gives comparable performance compared to BDT or DNN trained on individual mass points. The set of variables used as input is : $m_{2\ell}$, m_{bb} , m_{ZZ} , \cancel{E}_T , $\Phi(\cancel{E}_T)$, ΔR_{bb} , $\Delta R_{\mu\mu}$, ΔR_{ZZ} , ΔR_{hh} , $\Delta\Phi_{hh}$, $\Delta R(h_{bb}, Z_{\mu\mu})$, $\Delta\Phi(h_{bb}, Z_{\mu\mu})$, $p_T(Z_{\mu\mu})$, $p_T(h_{ZZ})$, $p_T(h_{bb})$, $\min(\Delta R_{\mu,jets})$, $\max(\Delta R_{\mu,jets})$, nbjets , $p_T(b_1)$, $p_T(b_2)$, M_T . Detailed description of these variables are given in Table II. The final parameterized DNN score distributions are shown in Fig. 2 in case of the benchmark point 5.

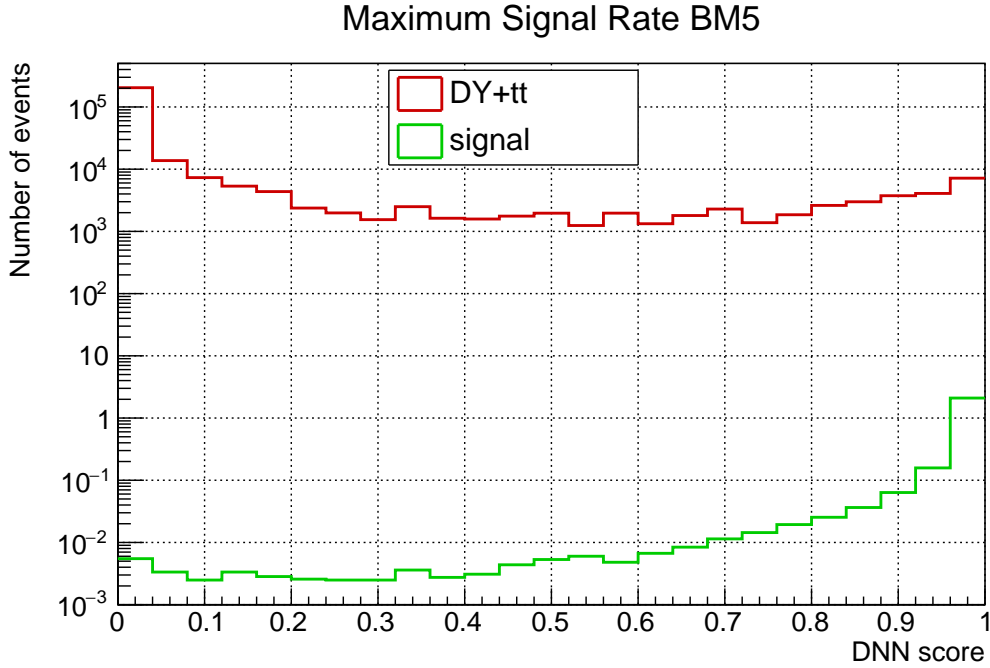


FIG. 2: Distribution of the parameterized DNN score

The uncertainties for these backgrounds are considered here from the theoretical uncertainties coming from the factorization and renormalization scale variations and uncertainties in the parton distribution functions as well as the uncertainty on the integrated luminosity. For $t\bar{t}$, the fractional scale uncertainty and PDF uncertainties are taken directly from Ref. [63]. For Drell-Yan, the uncertainties from the theoretical cross-sections in 13 TeV [31] is assumed to be reduced by a factor of 1/2 for 14 TeV HL-LHC [65]. Besides, 1% uncertainty on the total integrated luminosity is considered which affects both the yields of signal processes as well as background processes[65].

To evaluate the sensitivity, the CLs value is estimated from the distributions of final parametrized DNN score with the profile likelihood method considering the asymptotic formula explained in Refs. [55, 56]. N_σ Gaussian significance is calculated by converting CLs values. The uncertainty band influenced by the systematic uncertainties considered are made by altering the event yields for the uncertainties of 1σ , computing the CLs and converting it to significance as mentioned above.

N_σ is shown as a function of resonance mass in Fig. 3. The significance corresponds to a combination of $\mu\mu$ and ee channel taking the efficiencies of signal and background selection to be equal to those of the $\mu\mu$ channel which

is estimated in the analysis above. If we search with only data from CMS experiment with 3 ab^{-1} of integrated luminosity at the 14 TeV HL-LHC, discovery significance can not be observed over the range of resonant masses, though if a signal is not observed in the future HL-LHC experiments, the maximum signal rate BM points up to $m_2 = 550 \text{ GeV}$ at 95% C.L. can be excluded. If we presume to combine the data from CMS and ATLAS experiments eventually, by doubling the number of events obtained in this analysis, it is possible to discover the BM points having maximum signal rate up to $m_2 = 490 \text{ GeV}$ with $N_\sigma > 5$. Also, if we do not observe a signal in the future HL-LHC experiments, the maximum signal rate BM points up to $m_2 = 580 \text{ GeV}$ can be excluded at 95% C.L.

We compare the significance with those of $bb\gamma\gamma$, 4τ and $4b$ channels for the 14 TeV HL-LHC and in case of $bbWW$ channel for the 13 TeV LHC and is shown in Fig. 3. The benchmark points are only compared from BM3 to BM11 because there is difference in BM1 and BM2 points with respect to the Ref. [28]. In case of mass of a heavy Higgs m_2

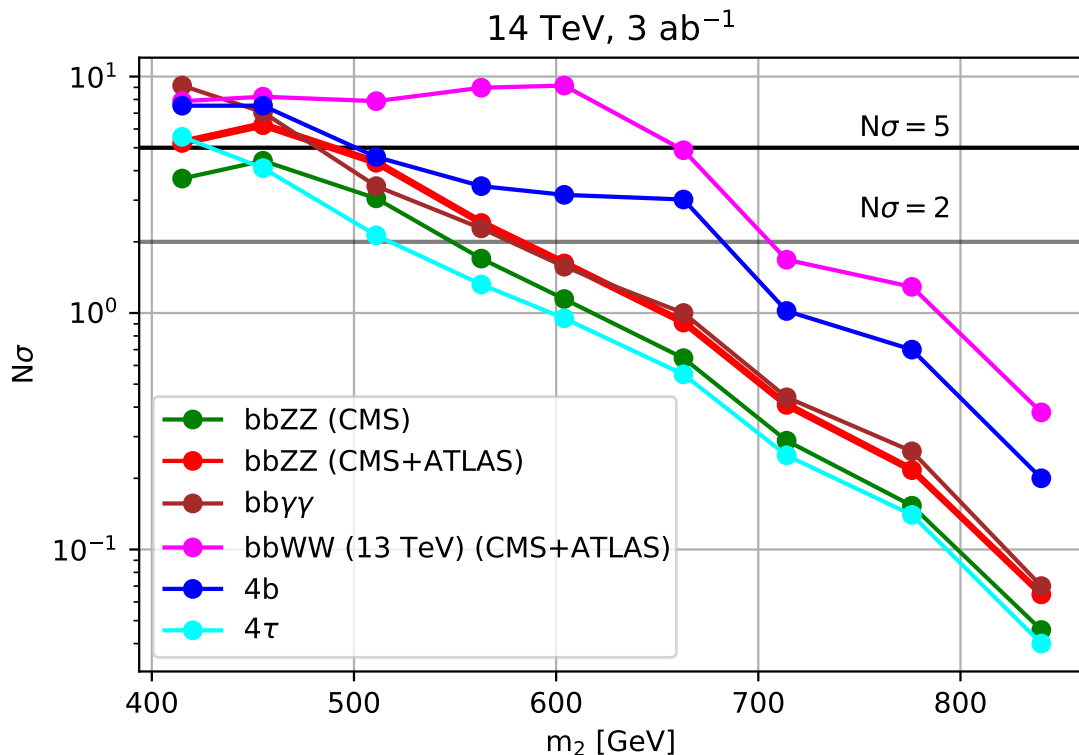


FIG. 3: Comparison of significance

less than 480 GeV, for a search of resonant di-Higgs production, the maximum sensitivity is found in the $bb\gamma\gamma$ final state. In addition, the $bbZZ$ channel with a combination of CMS and ATLAS data can be a potential probe with the $bb\gamma\gamma$ and $4b$ channel, which can be used as a complementary check if we observe a signal in the $bb\gamma\gamma$ and $4b$ channels. Also, it has a higher sensitivity than that of 4τ channel.

V. DISCUSSION & SUMMARY

In this paper, we observed the prospect of HL-LHC in discovering a resonant production of the heavy singlet-like scalar by gluon fusion process in the xSM which eventually decays into SM-like Higgs pair in $bbZZ$ final state, where one Z boson decays into two electrons or muons and another decays to two neutrinos. This final state is important, where it balances between its large branching ratio in bb channel having a huge amount of QCD background and the clean leptonic decay of Z along with significant branching ratio of Z in decaying to neutrinos. To validate the

analysis, our simulation was compared against the CMS 13 TeV analysis, then parameterized DNN was used, which is an efficient method that helps for the classification of the signal and background processes for the 14 TeV HL-LHC by utilizing only a single network for all the BM points. For a heavy singlet-like scalar mass from 300 to 850 GeV, we selected 11 benchmark points that satisfy a SFOEWPT and the theoretical and phenomenological constraints and calculated the significance for the 14 TeV HL-LHC for an integrated luminosity of 3 ab^{-1} . Our results are also compared with the previous analyses in $bb\gamma\gamma$, $4b$ and 4τ channels and it was concluded that inclusion of $bbZZ(\ell\ell\nu\nu)$ could be a potential search channel for a combination of CMS and ATLAS experiment along with the other channels previously explored. Also, we can exclude regions of parameter space if HL-LHC discovery is not achieved. However, in case of the benchmark points corresponding to minimum signal rate, exclusion of a signal will never be possible. Therefore, if the chance of SFOEWPT generation in the xSM needs to be fully excluded, it may require a 100 TeV pp collider in future .

VI. ACKNOWLEDGMENTS

The authors would like to thank Anish Ghoshal, Manimala Mitra, Debabrata Bhowmik, Gourab Saha and Arnab Roy for useful discussions and Subir Sarkar for computing infrastructure support. PP is supported by Senior Research Fellowship from University Grant Commission (UGC), India. Sujay Shill is supported by FAPESP grant 2021/09547-9.

Appendix A: Appendix

We plot below the distributions of kinematic variables for signal and background which are given as input to the parameterized DNN classifier used for 14 TeV prediction. Descriptions of the variables are given in Table II below. The signal is taken corresponding to BM3 in Fig. 4 . All the plots are normalized to unit area.

Variables	Descriptions
$m_{2\ell}$	Invariant mass of the pair of leptons
m_{bb}	Invariant mass of the pair of b-jets
m_{ZZ}	Invariant mass of the pair of Z boson candidates
\cancel{E}_T	Missing transverse momentum
$\Phi(\cancel{E}_T)$	Φ co-ordinates of the missing transverse momentum four vector
ΔR_{bb}	ΔR between two leading b-jets
$\Delta R_{\mu\mu}$	ΔR between two leading muons
ΔR_{ZZ}	ΔR between the pair of Z bosons
ΔR_{hh}	ΔR between the pair of Higgs bosons
$\Delta R(h_{bb}, Z_{\mu\mu})$	ΔR between the Higgs reconstructed from pair of b-jets and Z boson reconstructed from pair of leptons
$\Delta\Phi_{hh}$	$\Delta\Phi$ between the pair of Higgs bosons
$\Delta\Phi(h_{bb}, Z_{\mu\mu})$	$\Delta\Phi$ between the Higgs reconstructed from pair of b-jets and Z boson reconstructed from pair of leptons
$p_T(Z_{\mu\mu})$	Transverse momentum of the Z bosons reconstructed from pair of muons
$p_T(h_{ZZ})$	Transverse momentum of the Higgs bosons reconstructed from pair of Z bosons
$p_T(h_{bb})$	Transverse momentum of the Higgs bosons reconstructed from pair of b-jets
$\min(\Delta R_{\mu, jets})$	Minimum of ΔR between the muons and jets in the event
$\max(\Delta R_{\mu, jets})$	Maximum of ΔR between the muons and jets in the event
nbjets	Number of b-jets in the event
$p_T(b_1)$	Transverse momentum of the leading b-jet
$p_T(b_2)$	Transverse momentum of the sub-leading b-jet
M_T	Transverse mass of the di-Higgs candidate

TABLE II: Descriptions of the kinematic variables used as input variables to the parameterized DNN method

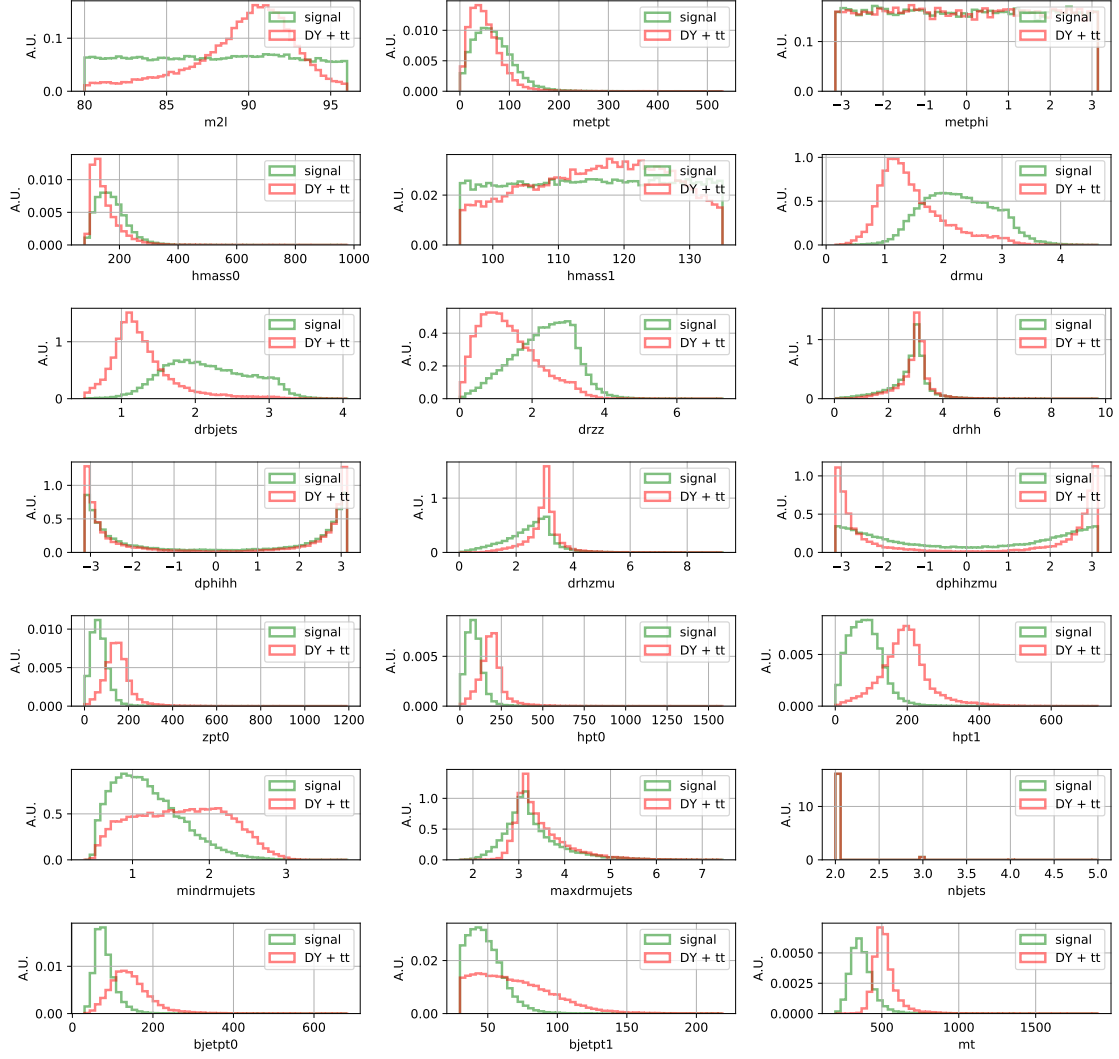


FIG. 4: Distributions of the input variables to parameterized DNN normalized to unit area. The signal distribution is represented by the Green area and the background distribution is represented by the red area.

-
- [1] S. Chatrchyan, V. Khachatryan, A. Sirunyan, A. Tumasyan, W. Adam, E. Aguilo, T. Bergauer, M. Dragicevic, J. Erö, C. Fabjan, et al., *Physics Letters B* **716**, 30 (2012), ISSN 0370-2693, URL <https://www.sciencedirect.com/science/article/pii/S0370269312008581>.
 - [2] G. Aad, T. Abajyan, B. Abbott, J. Abdallah, S. Abdel Khalek, A. Abdelalim, O. Abdinov, R. Aben, B. Abi, M. Abolins, et al., *Physics Letters B* **716**, 1 (2012), ISSN 0370-2693, URL <https://www.sciencedirect.com/science/article/pii/S037026931200857X>.
 - [3] P. A. R. Ade et al. (Planck), *Astron. Astrophys.* **571**, A16 (2014), 1303.5076.
 - [4] E. Akhmedov, G. Branco, and M. Rebelo, *Physics Letters B* **478**, 215 (2000), ISSN 0370-2693, URL <https://www.sciencedirect.com/science/article/pii/S0370269300002823>.
 - [5] F. Zwicky, *Helvetica Physica Acta* **6**, 110 (1933).
 - [6] F. Zwicky, *Astrophys. J.* **86**, 217 (1937).
 - [7] A. D. Sakharov, *Pisma Zh. Eksp. Teor. Fiz.* **5**, 32 (1967).
 - [8] Y. Aoki, F. Csikor, Z. Fodor, and A. Ukawa, *Phys. Rev. D* **60**, 013001 (1999), hep-lat/9901021.
 - [9] F. Csikor, Z. Fodor, and J. Heitger, *Phys. Rev. Lett.* **82**, 21 (1999), hep-ph/9809291.
 - [10] M. Laine and K. Rummukainen, *Nucl. Phys. B Proc. Suppl.* **73**, 180 (1999), hep-lat/9809045.
 - [11] M. Gurtler, E.-M. Ilgenfritz, and A. Schiller, *Phys. Rev. D* **56**, 3888 (1997), hep-lat/9704013.
 - [12] S. Profumo, M. J. Ramsey-Musolf, and G. Shaughnessy, *JHEP* **08**, 010 (2007), 0705.2425.
 - [13] J. R. Espinosa, T. Konstandin, and F. Riva, *Nucl. Phys. B* **854**, 592 (2012), 1107.5441.
 - [14] *Nature* **607**, 60 (2022), 2207.00043.
 - [15] *Nature* **607**, 52 (2022), [Erratum: *Nature* 612, E24 (2022)], 2207.00092.
 - [16] M. Aaboud et al. (ATLAS), *JHEP* **01**, 030 (2019), 1804.06174.
 - [17] A. M. Sirunyan et al. (CMS), *JHEP* **08**, 152 (2018), 1806.03548.
 - [18] M. Aaboud et al. (ATLAS), *JHEP* **04**, 092 (2019), 1811.04671.
 - [19] A. M. Sirunyan et al. (CMS), *JHEP* **01**, 054 (2018), 1708.04188.
 - [20] A. M. Sirunyan, A. Tumasyan, W. Adam, F. Ambrogio, T. Bergauer, M. Dragicevic, J. Erö, A. Escalante Del Valle, R. Frühwirth, M. Jeitler, et al. (CMS Collaboration), *Phys. Rev. D* **102**, 032003 (2020), URL <https://link.aps.org/doi/10.1103/PhysRevD.102.032003>.
 - [21] M. Aaboud et al. (ATLAS), *Phys. Rev. Lett.* **121**, 191801 (2018), [Erratum: *Phys.Rev.Lett.* 122, 089901 (2019)], 1808.00336.
 - [22] A. M. Sirunyan et al. (CMS), *Phys. Lett. B* **778**, 101 (2018), 1707.02909.
 - [23] M. Aaboud et al. (ATLAS), *JHEP* **11**, 040 (2018), 1807.04873.
 - [24] A. M. Sirunyan et al. (CMS), *Phys. Lett. B* **788**, 7 (2019), 1806.00408.
 - [25] M. Aaboud et al. (ATLAS), *JHEP* **05**, 124 (2019), 1811.11028.
 - [26] M. Aaboud et al. (ATLAS), *Eur. Phys. J. C* **78**, 1007 (2018), 1807.08567.
 - [27] J. M. No and M. Ramsey-Musolf, *Phys. Rev. D* **89**, 095031 (2014), 1310.6035.
 - [28] A. V. Kotwal, M. J. Ramsey-Musolf, J. M. No, and P. Winslow, *Phys. Rev. D* **94**, 035022 (2016), 1605.06123.
 - [29] H.-L. Li, M. Ramsey-Musolf, and S. Willocq, *Phys. Rev. D* **100**, 075035 (2019), 1906.05289.
 - [30] T. Huang, J. M. No, L. Pernié, M. Ramsey-Musolf, A. Safonov, M. Spannowsky, and P. Winslow, *Phys. Rev. D* **96**, 035007 (2017), 1701.04442.
 - [31] J. Alwall, R. Frederix, S. Frixione, V. Hirschi, F. Maltoni, O. Mattelaer, H. S. Shao, T. Stelzer, P. Torrielli, and M. Zaro, *JHEP* **07**, 079 (2014), 1405.0301.
 - [32] T. Sjöstrand, S. Ask, J. R. Christiansen, R. Corke, N. Desai, P. Ilten, S. Mrenna, S. Prestel, C. O. Rasmussen, and P. Z. Skands, *Comput. Phys. Commun.* **191**, 159 (2015), 1410.3012.
 - [33] J. de Favereau, C. Delaere, P. Demin, A. Giammanco, V. Lemaître, A. Mertens, and M. Selvaggi (DELPHES 3), *JHEP* **02**, 057 (2014), 1307.6346.
 - [34] P. Baldi, K. Cranmer, T. Faucett, P. Sadowski, and D. Whiteson, *Eur. Phys. J. C* **76**, 235 (2016), 1601.07913.
 - [35] T. Robens and T. Stefaniak, *Eur. Phys. J. C* **75**, 104 (2015), 1501.02234.
 - [36] T. Robens and T. Stefaniak, *Eur. Phys. J. C* **76**, 268 (2016), 1601.07880.

- [37] M. Gonderinger, Y. Li, H. Patel, and M. J. Ramsey-Musolf, JHEP **01**, 053 (2010), 0910.3167.
- [38] D. de Florian et al. (LHC Higgs Cross Section Working Group), **2/2017** (2016), 1610.07922.
- [39] M. Aaboud et al. (ATLAS), Phys. Rev. D **98**, 052005 (2018), 1802.04146.
- [40] M. Aaboud et al. (ATLAS), Phys. Rev. D **99**, 072001 (2019), 1811.08856.
- [41] M. Aaboud et al. (ATLAS), Phys. Lett. B **789**, 508 (2019), 1808.09054.
- [42] M. Aaboud et al. (ATLAS), JHEP **03**, 095 (2018), 1712.02304.
- [43] M. Aaboud et al. (ATLAS), Phys. Lett. B **786**, 59 (2018), 1808.08238.
- [44] M. Aaboud et al. (ATLAS), Phys. Lett. B **784**, 173 (2018), 1806.00425.
- [45] A. M. Sirunyan et al. (CMS), JHEP **06**, 127 (2018), [Erratum: JHEP 03, 128 (2019)], 1804.01939.
- [46] M. Aaboud et al. (ATLAS), Phys. Rev. D **98**, 052008 (2018), 1808.02380.
- [47] G. Aad et al. (ATLAS), Eur. Phys. J. C **76**, 45 (2016), 1507.05930.
- [48] G. Aad et al. (ATLAS), Phys. Lett. B **755**, 285 (2016), 1512.05099.
- [49] S. Chatrchyan et al. (CMS), Eur. Phys. J. C **73**, 2469 (2013), 1304.0213.
- [50] V. Khachatryan et al. (CMS), JHEP **10**, 144 (2015), 1504.00936.
- [51] K. Hagiwara, S. Matsumoto, D. Haidt, and C. S. Kim, Z. Phys. C **64**, 559 (1994), [Erratum: Z.Phys.C 68, 352 (1995)], hep-ph/9409380.
- [52] M. Baak, J. Cúth, J. Haller, A. Hoecker, R. Kogler, K. Mönig, M. Schott, and J. Stelzer (Gfitter Group), Eur. Phys. J. C **74**, 3046 (2014), 1407.3792.
- [53] M. Quiros, Helv. Phys. Acta **67**, 451 (1994).
- [54] S. Profumo, M. J. Ramsey-Musolf, C. L. Wainwright, and P. Winslow, Phys. Rev. D **91**, 035018 (2015), 1407.5342.
- [55] M. Pietroni, Nucl. Phys. B **402**, 27 (1993), hep-ph/9207227.
- [56] D. E. Morrissey and M. J. Ramsey-Musolf, New J. Phys. **14**, 125003 (2012), 1206.2942.
- [57] C. L. Wainwright, Comput. Phys. Commun. **183**, 2006 (2012), 1109.4189.
- [58] Tech. Rep., CERN, Geneva (2018), URL <http://cds.cern.ch/record/2648796>.
- [59] Tech. Rep., CERN, Geneva (2016), URL <https://cds.cern.ch/record/2138504>.
- [60] J. H. Friedman, The Annals of Statistics **29**, 1189 (2001).
- [61] A. Hocker et al. (2007), physics/0703039.
- [62] J. Alwall, R. Frederix, S. Frixione, V. Hirschi, F. Maltoni, O. Mattelaer, H.-S. Shao, T. Stelzer, P. Torrielli, and M. Zaro, Journal of High Energy Physics **2014** (2014), URL <https://doi.org/10.1007%2Fjhep07%282014%29079>.
- [63] NNLO + NNLL *top-quark-pair cross sections*, <https://twiki.cern.ch/twiki/bin/view/LHCPhysics/TtbarNNLO>.
- [64] Nuclear Instruments and Methods in Physics Research Section A: Accelerators, Spectrometers, Detectors and Associated Equipment **277**, 608 (1989), ISSN 0168-9002.
- [65] Tech. Rep., CERN, Geneva (2018), URL <https://cds.cern.ch/record/2652549>.