

Direct Preference-based Policy Optimization without Reward Modeling

Gaon An*

Seoul National University
white0234@mllab.snu.ac.kr

Junhyeok Lee*

Seoul National University
riman314@mllab.snu.ac.kr

Xingdong Zuo

NAVER

Norio Kosaka

NAVER
Line Corporation

Kyung-Min Kim

NAVER

Hyun Oh Song

Seoul National University
DeepMetrics

Abstract

Preference-based reinforcement learning (PbRL) is an approach that enables RL agents to learn from preference, which is particularly useful when formulating a reward function is challenging. Existing PbRL methods generally involve a two-step procedure: they first learn a reward model based on given preference data and then employ off-the-shelf reinforcement learning algorithms using the learned reward model. However, obtaining an accurate reward model solely from preference information, especially when the preference is from human teachers, can be difficult. Instead, we propose a PbRL algorithm that directly learns from preference without requiring any reward modeling. To achieve this, we adopt a contrastive learning framework to design a novel policy scoring metric that assigns a high score to policies that align with the given preferences. We apply our algorithm to offline RL tasks with actual human preference labels and show that our algorithm outperforms or is on par with the existing PbRL methods. Notably, on high-dimensional control tasks, our algorithm surpasses offline RL methods that learn with ground-truth reward information. Also, our algorithm demonstrates enhanced data efficiency compared to the baselines.

1 Introduction

Deep reinforcement learning has been successful in solving various decision-making tasks where a well-defined reward function is available [33, 34, 47, 5, 51]. However, in many real-world tasks, it can be challenging to design a quantitative reward function that accurately reflects the desired behavior, particularly when the task involves human evaluation. Preference-based RL (PbRL) seeks to provide an alternative solution by enabling agents to learn from preference information between pairs of trajectory segments [1, 10]. PbRL has gained considerable interest in recent years as making a relative judgment is much easier than providing a real-valued score, which makes human feedback much more viable [38, 37, 49, 43, 53].

Recent PbRL methods take a two-step approach: they first learn a reward model from the given preference dataset and then run off-the-shelf reinforcement learning algorithms on top of the learned reward model [10, 30, 39]. However, acquiring an accurate reward model only from preference labels, typically provided by human teachers, poses a significant challenge as it is unclear how to extract the underlying reward structure from preference. Current methods rely on modeling the reward with certain specific assumptions, though there are some concerns regarding whether those assumptions hold in practice [13, 26].

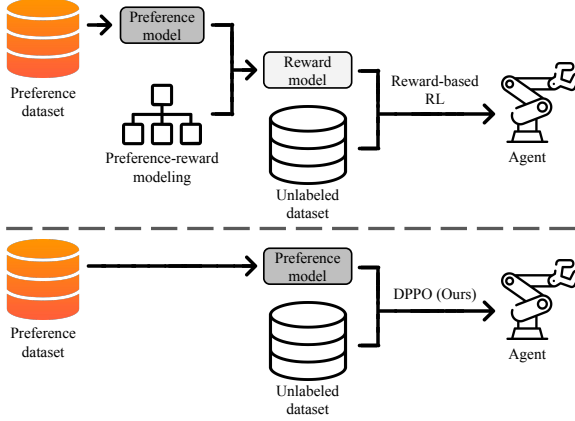


Figure 1: An overview of the difference between our approach (below) and the baselines (top). Our approach does not require modeling the reward from the preference predictor as our policy optimization algorithm can learn directly from preference labels.



Figure 2: Predicted reward vs. true reward on the Hopper environment when using a reward model from PbRL [26]. The reward model fails to accurately capture the underlying reward structure.

Alternatively, predicting the preference itself is comparatively more straightforward since we have direct access to training labels, allowing us to leverage powerful techniques from supervised learning. Building upon this observation, we introduce a PbRL algorithm that bypasses the need for reward function modeling by directly learning from preference labels. Our approach begins by devising a policy scoring metric that assigns high scores to policies aligning with the provided preference dataset. Concretely, the PbRL objective is formulated as a contrastive learning problem, guiding the learned policy to be closer to more preferred trajectory segments while distancing itself from the less preferred ones [9, 20]. Furthermore, we enhance the performance of the preference predictors from previous works by introducing a novel prediction smoothness regularizer. Experiment results on offline RL settings with actual human preference labels show that the proposed algorithm outperforms or is on par with the baselines on all of the tasks considered [16]. Notably, in high-dimensional control tasks, our algorithm outperforms offline RL methods that utilize ground-truth reward information. Moreover, our method exhibits increased data efficiency, requiring fewer preference labels.

2 Preliminaries

2.1 Preference-based reinforcement learning

Reinforcement learning considers an environment formulated as a Markov Decision Process (MDP) defined by a tuple $(\mathcal{S}, \mathcal{A}, T, \mathcal{R}, p_0, H)$, where \mathcal{S} is a state space, \mathcal{A} is an action space, $T(s'|s, a)$ is the state transition dynamics, $\mathcal{R}(s, a)$ is the reward function, $p_0(s)$ is the initial state distribution, and H is the time horizon. The goal of reinforcement learning is to learn a policy π that optimizes the expected return:

$$J(\pi) = \mathbb{E}_{s_0 \sim p_0, a_t \sim \pi(\cdot|s_t), s_{t+1} \sim T(\cdot|s_t, a_t)} \left[\sum_{t=0}^H r_t \right].$$

Conventional RL assumes the reward information (r_t) is given and uses this to optimize their policy. However, finding a suitable reward metric can be costly in many real-world scenarios. For example, if the goal task is to train a robot to scramble an egg, it would be unclear how to design a reward function that captures all the desired properties. Instead, PbRL assumes the supervision is given in the form of preference. Concretely, for a pair of trajectory segments (σ^0, σ^1) , where $\sigma^i = (s_0^i, a_0^i, s_1^i, a_1^i, \dots, s_k^i, a_k^i)$, a (human) teacher indicates which segment it prefers. The preference label y is given as 0 if σ^0 is preferred, *i.e.*, $\sigma^0 \succ \sigma^1$. In a similar manner, y is set to 1 if σ^1 is preferred and 0.5 if the two are equally preferred.

To learn a reward model \hat{r} , prior works assume the preference depends on the value of the underlying rewards summed over each timestep [10, 6, 30, 39]:

$$\hat{P}[\sigma^0 \succ \sigma^1; \psi] = \frac{\exp\left(\sum_{t=0}^k \hat{r}(\mathbf{s}_t^0, \mathbf{a}_t^0; \psi)\right)}{\exp\left(\sum_{t=0}^k \hat{r}(\mathbf{s}_t^0, \mathbf{a}_t^0; \psi)\right) + \exp\left(\sum_{t=0}^k \hat{r}(\mathbf{s}_t^1, \mathbf{a}_t^1; \psi)\right)},$$

where ψ denotes the learnable parameters of the reward model. Given a dataset $\mathcal{D}_{\text{pref}}$ of preference triples (σ^0, σ^1, y) , the reward model is trained by minimizing the cross-entropy loss between the preference predictions and the ground-truth labels:

$$\ell_{\hat{r}}(\psi; \mathcal{D}_{\text{pref}}) = - \mathbb{E}_{(\sigma^0, \sigma^1, y) \sim \mathcal{D}_{\text{pref}}} \left[(1-y) \log \hat{P}[\sigma^0 \succ \sigma^1; \psi] + y \log \hat{P}[\sigma^1 \succ \sigma^0; \psi] \right]. \quad (1)$$

After training, any standard RL algorithm can be used to maximize the expected return under the learned reward model. Especially in the offline PbRL setting, we assume there exists a small dataset $\mathcal{D}_{\text{pref}}$ with preference labels along with a much larger unlabeled dataset \mathcal{D} without any reward or preference labels [26, 46]. A typical approach involves utilizing $\mathcal{D}_{\text{pref}}$ to learn the reward model and applying the model to label \mathcal{D} .

2.2 Contrastive learning

The goal of contrastive learning is to learn representations where similar sample pairs are close to each other while dissimilar pairs are far apart. For an anchor sample \mathbf{x} (e.g., an image), suppose we have a positive sample \mathbf{x}^+ (e.g., the same image with data augmentation applied) and a set of negative samples $\{\mathbf{x}_i^-\}_{i=1}^m$ (e.g., samples from other images). To learn an encoder f , contrastive learning minimizes the following loss:

$$\ell_f(\mathbf{x}, \mathbf{x}^+, \{\mathbf{x}_i^-\}_{i=1}^m) = -\log \frac{\exp(f(\mathbf{x})^\top f(\mathbf{x}^+))}{\exp(f(\mathbf{x})^\top f(\mathbf{x}^+)) + \sum_{i=1}^m \exp(f(\mathbf{x})^\top f(\mathbf{x}_i^-))},$$

where a dot product of two representations (e.g., $f(\mathbf{x})^\top f(\mathbf{x}^+)$) is considered as the similarity score between the two samples.

3 Learning directly from preference

While prior PbRL approaches adopt a two-step procedure involving the construction of a reward model using the preference data, the fidelity of the learned reward model in reflecting the original reward function remains uncertain. The main challenge lies in extracting the underlying rewards from the given preference. Previous works assume that the preference for a trajectory segment can be represented as an average of the underlying rewards [10, 21]. However, considering PbRL typically assumes human teachers provide the preference labels, it is unclear whether human preferences can also be modeled in this manner. For instance, humans may focus on a specific subset of the segment while ignoring other parts [24, 26]. Empirically, we find that the reward models learned from preferences often fail to accurately capture the underlying reward structure, as illustrated in Figure 2. This issue is problematic since within the current PbRL framework, the quality of the learned policy relies heavily on the quality of the learned rewards.

Meanwhile, predicting the preference itself is a more straightforward task as we have explicit labels to train with and can therefore apply powerful tools from supervised learning [18, 11, 35]. Based on this observation, our goal is to introduce a PbRL algorithm that directly learns with preference information without the need for reward modeling, as illustrated in Figure 1. To achieve this, we design a policy scoring metric that yields a high score when a policy aligns with the given preference dataset. In other words, we assume that a desirable policy should be closer to σ^0 than σ^1 if $\sigma^0 \succ \sigma^1$. To formulate this property into an optimizable objective, we first define the *closeness* between a policy and a trajectory segment.

3.1 Policy-segment distance

We define the distance between a policy and a trajectory segment as an aggregation of the distance between a policy and each transition tuple in the trajectory segment. Concretely, the policy-segment

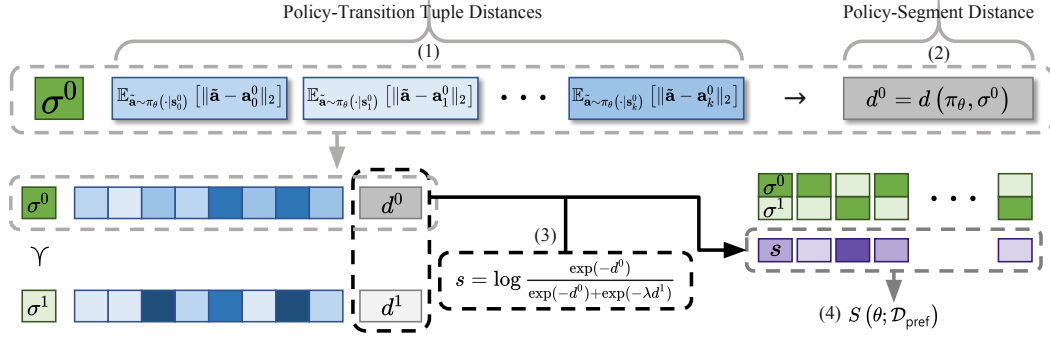


Figure 3: An overview of the score calculation process. To score a given policy, (1) the first step is to calculate the distance between each transition tuple and the policy. (2) Second, these distances are aggregated to a policy-segment distance through a predefined aggregation function. (3) Finally, we obtain the score value by contrasting the policy-segment distances according to their preference.

distance can be expressed as

$$d(\pi, \sigma^i) = \text{AGG}(d_{\text{sa}}(\pi, \mathbf{s}_0^i, \mathbf{a}_0^i), \dots, d_{\text{sa}}(\pi, \mathbf{s}_k^i, \mathbf{a}_k^i)),$$

where d_{sa} denotes the policy-transition tuple distance and AGG denotes an aggregation function. There can be multiple ways for instantiating d_{sa} . For simplicity, we employ the expected ℓ_2 distance between the policy action and the trajectory action: $d_{\text{sa}}(\pi, \mathbf{s}, \mathbf{a}) = \mathbb{E}_{\tilde{\mathbf{a}} \sim \pi(\cdot|\mathbf{s})} [\|\tilde{\mathbf{a}} - \mathbf{a}\|_2]$. Similarly, we opt to use the mean operator as the aggregation function. To sum up, our policy-segment distance function becomes

$$d(\pi, \sigma^i) = \frac{1}{k+1} \sum_{t=0}^k \left(\mathbb{E}_{\tilde{\mathbf{a}} \sim \pi(\cdot|\mathbf{s}_t^i)} [\|\tilde{\mathbf{a}} - \mathbf{a}_t^i\|_2] \right).$$

3.2 Preference score metric

Using the policy-segment distance defined above, we can now build a score metric that satisfies our desired property. Given a preference triple (σ^0, σ^1, y) , assume that σ^0 is preferred over σ^1 , i.e., $y=0$. We want to assign a high score if a policy is closer to σ^0 than σ^1 . This condition can be expressed in terms of the policy-segment distance as $\sigma^0 \succ \sigma^1 \Rightarrow d(\pi, \sigma^0) < d(\pi, \sigma^1)$. To capture this condition across multiple segment pairs into a single metric, we adopt a contrastive learning formulation:

$$\begin{aligned} S(\theta; \mathcal{D}_{\text{pref}}) &= \mathbb{E}_{(\sigma^0, \sigma^1, y) \sim \mathcal{D}_{\text{pref}}} [(1-y) \cdot s(\pi_\theta, \sigma^0, \sigma^1) + y \cdot s(\pi_\theta, \sigma^1, \sigma^0)] \\ \text{s.t. } s(\pi, \sigma^i, \sigma^j) &= \log \frac{\exp(-d(\pi, \sigma^i))}{\exp(-d(\pi, \sigma^i)) + \exp(-d(\pi, \sigma^j))}, \end{aligned} \quad (2)$$

where θ denotes the learnable parameters of the policy π . In terms of contrastive learning, we can interpret $\exp(-d(\pi_\theta, \sigma^i))$ as representing the similarity between the policy π_θ and the segment σ^i . Then, π_θ , σ^0 , and σ^1 are each considered the anchor, the positive sample, and the negative sample, assuming $\sigma^0 \succ \sigma^1$. Note that a high score can only be achieved if the policy is closer to more preferred trajectory segments.

While Equation (2) is sufficient to express our desired property, a minor drawback is that the score function is indifferent to the increase or decrease of the distances in the same magnitude. To understand this in detail, let us first denote $d^i = d(\pi_\theta, \sigma^i)$ for brevity. Then, for a preference triple (σ^0, σ^1, y) with $y=0$,

$$s(\pi_\theta, \sigma^0, \sigma^1) = -d^0 - \log(\exp(-d^0) + \exp(-d^1)) \approx \max\{0, d^0 - d^1\}. \quad (3)$$

Therefore, the score value remains the same when the distances increase or decrease in the same magnitude. In other words, the score for the distances (d^0, d^1) and $(d^0 + \alpha, d^1 + \alpha)$ are identical, indicating there is no penalty when a policy deviates from even the preferred trajectory segment. To

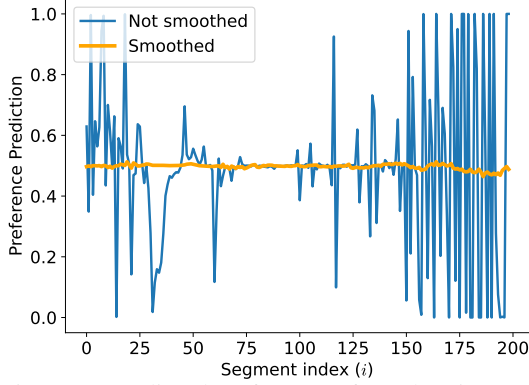


Figure 4: Predicted preference of overlapping segments from a single trajectory. In detail, we measure $\hat{P}[\sigma^i \succ \sigma^{i+1}]$, where $\sigma^i = (\mathbf{s}_i, \mathbf{a}_i, \dots, \mathbf{s}_{i+k}, \mathbf{a}_{i+k})$.

Algorithm 1 Direct Preference-based Policy Optimization

Input: Unlabeled dataset \mathcal{D} , preference dataset $\mathcal{D}_{\text{pref}}$, learning rate η_ϕ and η_θ , number of training steps M and N , and regularization parameters λ, ν .

Initialize network parameters ϕ and θ

for step = 1 **to** M **do**

 Update the predictor parameter:

$$\phi \leftarrow \phi - \eta_\phi \nabla_\phi \ell_{\hat{P}}(\phi; \mathcal{D}_{\text{pref}}, \mathcal{D})$$

end for

for step = 1 **to** N **do**

 Update the policy parameter:

$$\theta \leftarrow \theta + \eta_\theta \nabla_\theta S(\theta; \mathcal{D}, \phi, \lambda)$$

end for

solve this, we add a regularizing factor $\lambda \in (0, 1)$ that decreases the score when the overall scale of the policy-segment distances increases:

$$S(\theta; \mathcal{D}_{\text{pref}}, \lambda) = \mathbb{E}_{(\sigma^0, \sigma^1, y) \sim \mathcal{D}_{\text{pref}}} [(1 - y) \cdot s(\pi_\theta, \sigma^0, \sigma^1; \lambda) + y \cdot s(\pi_\theta, \sigma^1, \sigma^0; \lambda)] \quad (4)$$

$$\text{s.t. } s(\pi, \sigma^i, \sigma^j; \lambda) = \log \frac{\exp(-d(\pi, \sigma^i))}{\exp(-d(\pi, \sigma^i)) + \exp(-\lambda d(\pi, \sigma^j))}.$$

If we set λ smaller than 1 and plug in this new formulation to Equation (3), it is easy to find out that the score will decrease when the overall distances increase. The resulting score calculation process for Equation (4) is illustrated in Figure 3.

3.3 Policy optimization with preference predictor

We can directly optimize a policy with preference labels by maximizing the score function in Equation (4). However, to leverage the unlabeled dataset \mathcal{D} , we train a preference predictor using the labeled dataset $\mathcal{D}_{\text{pref}}$. We formulate this process as a simple binary classification problem and use the cross-entropy loss to optimize the predictor \hat{P} :

$$\begin{aligned} \ell_{\hat{P}}(\phi; \mathcal{D}_{\text{pref}}, \mathcal{D}) = & \underbrace{- \mathbb{E}_{(\sigma^0, \sigma^1, y) \sim \mathcal{D}_{\text{pref}}} [(1 - y) \log \hat{P}[\sigma^0 \succ \sigma^1; \phi] + y \log \hat{P}[\sigma^1 \succ \sigma^0; \phi]]}_{\text{Preference Correctness}} \\ & + \underbrace{\nu \mathbb{E}_{(\sigma, \sigma') \sim \mathcal{D}} \left[\left(\hat{P}[\sigma \succ \sigma'; \phi] - 0.5 \right)^2 \right]}_{\text{Preference Smoothness}}, \end{aligned} \quad (5)$$

where ϕ denotes the learnable parameters of the preference predictor \hat{P} . The first term resembles Equation (1), but the difference is that here we directly model the preference predictor instead of modeling the reward function. The second term is a smoothness regularizer which guides the predictor to have a similar preference against two largely overlapping segments. Concretely, given $\sigma = (\mathbf{s}_i, \mathbf{a}_i, \dots, \mathbf{s}_{i+k}, \mathbf{a}_{i+k})$, we sample σ' from the same trajectory as $(\mathbf{s}_{i+\alpha}, \mathbf{a}_{i+\alpha}, \dots, \mathbf{s}_{i+\alpha+k}, \mathbf{a}_{i+\alpha+k})$, where $\alpha \sim U(-m, m)$ with $m \ll k$. We observe that if no smoothness regularization is applied ($\nu = 0$), the preference can vary significantly between two almost identical segments, as illustrated in Figure 4. This behavior is undesirable as a human teacher will unlikely be able to even identify the difference between the two segments.

After training the preference predictor with Equation (5), we can train our policy with the unlabeled dataset \mathcal{D} by sampling pairs of trajectory segments and labeling their preferences:

$$S(\theta; \mathcal{D}, \phi, \lambda) = \mathbb{E}_{(\sigma^0, \sigma^1) \sim \mathcal{D}} [(1 - \hat{y}) \cdot s(\pi_\theta, \sigma^0, \sigma^1; \lambda) + \hat{y} \cdot s(\pi_\theta, \sigma^1, \sigma^0; \lambda)],$$

$$\text{s.t. } \hat{y} = \mathbb{1} \left\{ \hat{P}[\sigma^0 \succ \sigma^1; \phi] > 0.5 \right\}.$$

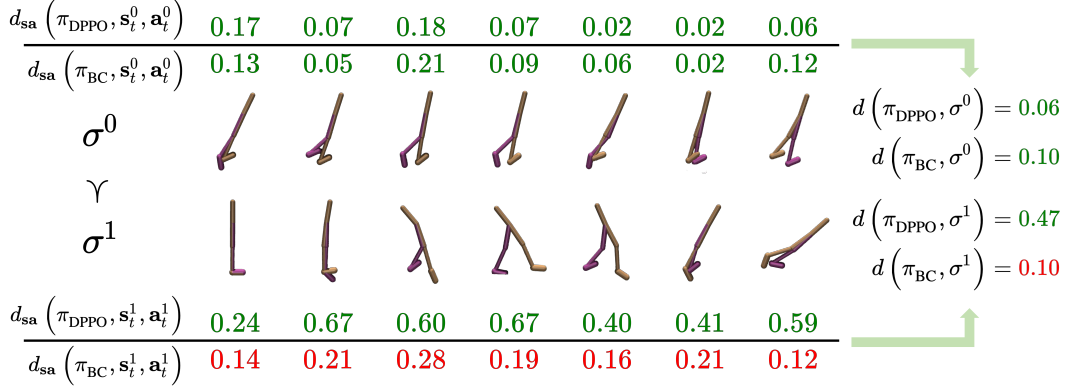


Figure 5: DPPO vs. BC for two example trajectory segments on the walker2d-medium-replay dataset of D4RL Gym. DPPO successfully avoids the behavior from the unpreferred trajectory segment while BC also clones the unpreferred behavior.

Algorithm 1 summarizes the full process of our PbRL algorithm. Figure 5 shows an example of two policies each learned using our algorithm and behavior cloning (BC), which shows that vanilla BC suffers from imitating the behavior of unpreferred trajectory segments while our algorithm successfully distances from it. We name our preference-based policy optimization algorithm as DPPO, an abbreviation for *Direct Preference-based Policy Optimization*. The sections below evaluate the performance of DPPO in the offline setting.

4 Experiments

4.1 Experiment details

Following recent PbRL works, we evaluate our algorithm on the offline setting which assumes a large unlabeled dataset \mathcal{D} is given along with a much smaller preference-labeled dataset $\mathcal{D}_{\text{pref}}$ [46, 26]. We evaluate our algorithm on D4RL, a standard benchmark for offline RL, with preference datasets generated by actual human teachers [16]. Below is a brief description of the considered tasks:

Gym D4RL Gym provides datasets for the Gym locomotion environments where the goal task is to move forward while maintaining body balance. D4RL Gym contains various types of datasets each from a different data collection process. Among those datasets, we focus on the *medium-replay* and *medium-expert* datasets, which contain trajectories with the most diverse quality.

Adroit pen Adroit tasks involve controlling a 24-DoF robotic hand to perform tasks such as grabbing a pen or hammering a nail [42]. Adroit tests if offline RL methods can learn from human demonstrations on these high-dimensional tasks. We focus on the *pen* task since standard offline RL algorithms fail to achieve reasonable performance on other tasks, even with the reward information.

Kitchen Kitchen requires learning a 9-DoF robot manipulation task [19]. Similar to Adroit, the reward function is sparse and the dataset contains human demonstrations. However, Kitchen requires solving multiple sub-tasks sequentially (*e.g.*, opening the microwave, then turning off the switch) in a single episode. While Kitchen has three types of datasets (*complete*, *partial*, and *mixed*), we consider the latter two as *complete* only contains successful trajectories with almost identical quality.

For the Gym hopper, Gym walker2d, and Adroit pen tasks, we utilize publicly available human preference datasets released by [26]. For the other tasks, we generate a new preference dataset as there are no preference datasets available. To collect the human preference datasets for each task, we strictly adhere to the protocol outlined by [26]. This involves defining a set of desirable behaviors and instructing the human teacher to label preferences accordingly. For example, a desired behavior in the Hopper environment would be to maintain body balance and prevent falling down. The size of the resulting preference datasets ranges from 100 to 500 samples, depending on the specific task. For more details regarding the dataset generation process, please refer to Supplementary Material A.

We consider PreferenceTransformer (PT) as our baseline method, which is a state-of-the-art approach in offline PbRL [26]. PT employs a transformer network to train the reward model and leverages IQL, an offline RL algorithm, for policy optimization using the learned rewards [27]. This original version is denoted as PT+IQL. Considering that the choice of policy optimization algorithm significantly impacts the performance of reward modeling methods, we also explore using CQL for policy optimization [29]. This modified version of PT is denoted as PT+CQL. Additionally, we present the performance of CQL and IQL when utilizing the ground-truth reward information for reference. Note that these reward-based RL baselines do not provide a fair comparison with our method as they have access to a much denser supervision signal. For more implementation details regarding the baselines and our algorithm, please refer to Supplementary Material B.

4.2 Evaluation results

Table 1: Normalized average return on D4RL Gym tasks, averaged over 5 seeds.

Task Name	Learning with task rewards		Learning with preference only		
	CQL	IQL	PT+CQL	PT+IQL	DPPO (Ours)
halfcheetah-medium-replay	45.7 \pm 0.6	44.3 \pm 0.7	27.1 \pm 17.7	42.3 \pm 0.5	40.8 \pm 0.4
hopper-medium-replay	84.1 \pm 14.2	100.5 \pm 1.4	49.1 \pm 22.0	59.7 \pm 25.8	73.2 \pm 4.7
walker-medium-replay	80.0 \pm 3.4	74.8 \pm 3.4	52.8 \pm 7.2	43.3 \pm 39.8	50.9 \pm 5.1
halfcheetah-medium-expert	88.5 \pm 9.7	85.2 \pm 7.4	77.1 \pm 0.9	83.6 \pm 3.8	92.6 \pm 0.7
hopper-medium-expert	103.7 \pm 7.5	84.1 \pm 24.1	89.2 \pm 14.4	67.8 \pm 32.3	107.2 \pm 5.2
walker2d-medium-expert	108.4 \pm 0.3	107.5 \pm 4.4	77.7 \pm 1.2	109.8 \pm 0.4	108.6 \pm 0.1
Average	85.1	82.7	62.2	67.8	78.8

Table 1 shows the evaluation results for the D4RL Gym tasks. DPPO demonstrates superior or comparable performance to the preference-based learning methods across all considered tasks. In terms of average performance, our method outperforms the baselines by a large margin with a minimum of %11p and reaches a performance level similar to the methods that learn with ground-truth rewards. Also, DPPO exhibits significantly lower variance in performance compared to the baseline methods like PT+IQL, which suffer from pronounced fluctuations in performance.

Table 2: Normalized average return on D4RL Adroit pen and Kitchen tasks, averaged over 5 seeds.

Task Name	Learning with task rewards		Learning with preference only		
	CQL	IQL	PT+CQL	PT+IQL	DPPO (Ours)
pen-human	44.2 \pm 7.8	53.8 \pm 36.9	31.6 \pm 3.3	53.0 \pm 31.7	76.3 \pm 14.4
pen-cloned	42.4 \pm 5.1	51.3 \pm 37.1	18.3 \pm 10.6	42.9 \pm 24.4	75.1 \pm 7.7
Average	43.3	52.6	25.0	48.0	75.7
kitchen-mixed	10.7 \pm 10.8	50.6 \pm 6.2	12.3 \pm 7.7	48.0 \pm 11.9	52.5 \pm 3.1
kitchen-partial	12.9 \pm 13.0	58.8 \pm 6.5	14.1 \pm 13.0	40.2 \pm 12.3	49.4 \pm 5.7
Average	11.8	54.7	13.2	44.1	51.0

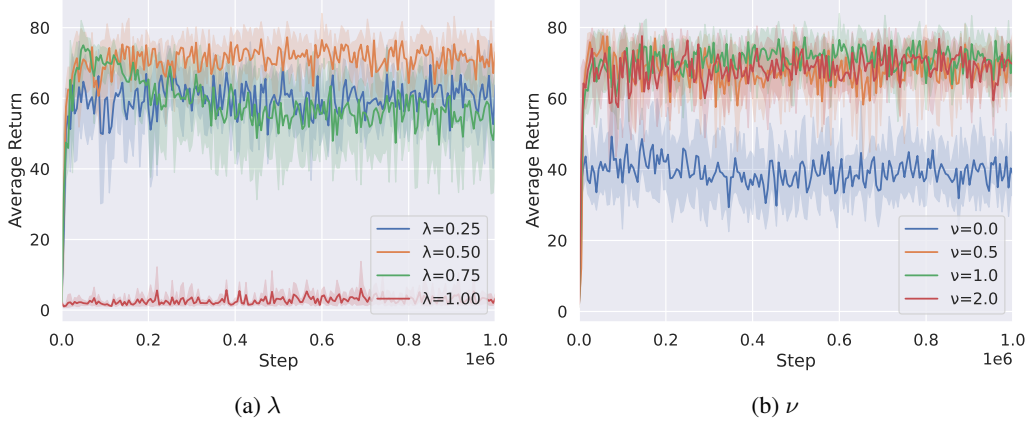


Figure 6: Ablation study results on the hopper-medium-replay dataset. (a) and (b) each shows the average performance results for DPPO while varying λ and ν .

Table 2 shows the results on the more challenging D4RL Adroit pen and Kitchen tasks. Once again, DPPO outperforms all the baselines by a large margin. Especially, the performance gap is the largest in the Adroit pen tasks, where DPPO even surpasses the methods that learn with ground-truth rewards. A major distinguishing factor between the Adroit pen and the other environments is the dimensionality of the action space, which amounts to 24, significantly larger than the action spaces ranging from 3 to 9 in other environments. We conjecture that the value learning approach of the baseline methods struggles to scale up to the high-dimensional action spaces of Adroit. Furthermore, DPPO outperforms the baselines on the Kitchen tasks as well, underscoring the scalability of our method to tackle more complex tasks.

4.3 Ablation studies

We assess the importance of the two crucial components of DPPO, which are the conservativeness regularizer λ and the smoothness regularizer ν . The ablation results are presented in Figure 6. The results show that both components are crucial for achieving high performance. Moreover, the experiments demonstrate that DPPO exhibits a considerable degree of robustness to variations in the strength of the regularizations.

4.4 Effect of dataset size

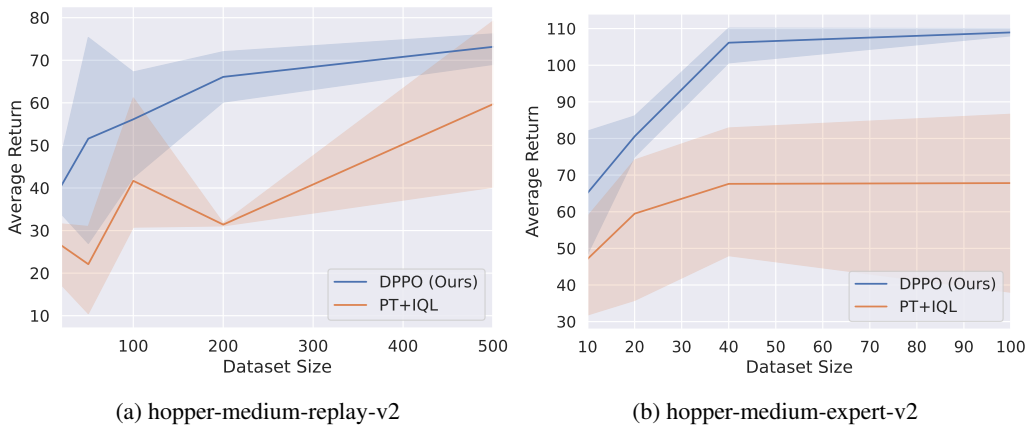


Figure 7: Average return results of each method while varying the size of the preference dataset.

Previous works primarily focus on evaluating their algorithms using a fixed preference dataset for each task [26, 13]. In this section, we evaluate how the size of the preference dataset impacts the overall

performance of PbRL algorithms. Concretely, we vary the size of the preference dataset in the hopper-medium-replay and hopper-medium-expert tasks and measure the performance of PbRL methods on each dataset size. The results are shown in Figure 7. We observe that DPPO consistently outperforms the baseline method on all dataset sizes, displaying higher average performance. Interestingly, on hopper-medium-replay, we find that the baseline method PT+IQL falls into a unique failure mode when the dataset size is 200, which is to stand still and not move forward.

4.5 Experiments with scripted teachers

Following prior works [10, 30, 31], we additionally evaluate our algorithm using preference labels generated by scripted teachers. A scripted teacher is a synthetic teacher who adheres strictly to the task rewards when making decisions: $\sigma^0 \succ \sigma^1 \Leftrightarrow \sum_{t=0}^k r_t^0 > \sum_{t=0}^k r_t^1$. It is important to note that the scripted teacher setting is not as realistic as the human teacher setting, and we include this section for reference purposes. The results in Figure 8 show that our algorithm continues to outperform the baselines in terms of average performance, even on this synthetic setting. In detail, the results for DPPO and PT+IQL resemble the results from the human teacher setting. However, the performance of PT+CQL has dropped significantly compared to the human teacher setting. This disparity of performance reassures the observations from [26] that preferences from human teachers and scripted teachers have different characteristics and should not be treated interchangeably.

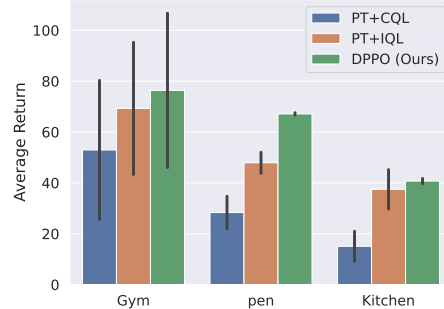


Figure 8: Average performance on the scripted teacher setting.

5 Related works

Preference-based reinforcement learning A long line of works has studied learning agents from human preference [1, 40, 52, 12, 3]. Notably, [10] showed that we can scale PbRL by learning a reward model from preference and applying it to off-the-shelf RL algorithms. Several follow-up works have been proposed building upon this work. For example, a work merges the PbRL framework with imitation learning by introducing other types of supervision such as demonstrations [21]. Other works utilize techniques from semi-supervised learning or data augmentation to improve sample efficiency [30, 39]. Another line of work aims to improve the reward model by removing Markovian assumptions [13, 26]. Recent works have shown that PbRL can greatly boost the performance of large-scale language models by fine-tuning them with human feedback [49, 53, 36, 38, 43, 37].

Offline reinforcement learning Offline reinforcement learning methods adopt various techniques to bias the learned policy towards the given offline dataset. For example, some works directly regularize the policy to prefer the actions from the dataset [28, 54, 17]. Another line of works implicitly biases the policy by regularizing the value function [29, 2, 55]. Some works instead start from a SARSA-style TD-update algorithm to avoid querying values for out-of-distribution actions [7, 27]. A more recent line of work casts the offline RL problem as a sequence modeling problem, where a model is learned to generate actions conditional to the given target return [8, 22, 32, 44, 14]. This approach soon gained popularity in the literature due to its high stability and scalability compared to the more traditional value-based approaches [32, 44].

Contrastive learning A core design choice for contrastive learning is to define the positive and negative sample pairs. An earlier work utilizes the structure of the data and considers two different patches from a single sample as a positive pair [50]. The most popular approach is to apply a heavy data augmentation to a single sample repeatedly to produce positive pairs [9, 20]. The success of these methods in unsupervised vision representation learning has inspired many follow-up works, such as application to supervised learning or extension to other domains such as NLP or graph [25, 41, 56].

In the RL domain, there also have been works that leverage contrastive learning to learn unsupervised representations tailored for RL [48]. Also, a recent work directly casts the contrastive learning framework as a goal-conditioned RL problem [15].

6 Discussion

Our proposed PbRL algorithm enables agents to learn directly from preference signals, removing the need for reward modeling. We achieve this by formulating a new policy optimization problem under the contrastive learning framework. Thorough empirical evaluations on various offline PbRL tasks with actual human rewards show our method outperforms the baselines in most of the tasks considered. Interestingly, our algorithm shows better scalability to high-dimensional control tasks when compared to other RL baselines, including those that learn with ground-truth reward information. Additionally, our algorithm demonstrates better data efficiency. These results show that directly utilizing preference signals without reward modeling is a promising direction for PbRL.

A limitation of our work is that label noise, which is likely to exist for human evaluations, is not modeled in our algorithm. Investigating the effect of label noise stemming from human teachers would be an interesting direction for future research [23]. Also, our current algorithm does not incorporate the prediction confidence information, which was excluded as the empirical performance is already strong compared to the baselines. How to appropriately incorporate the prediction confidence would also be a meaningful research direction.

References

- [1] Riad Akrou, Marc Schoenauer, and Michele Sebag. Preference-based policy learning. In *Machine Learning and Knowledge Discovery in Databases*, 2011.
- [2] Gaon An, Seungyong Moon, Jang-Hyun Kim, and Hyun Oh Song. Uncertainty-based offline reinforcement learning with diversified q-ensemble. In *NeurIPS*, 2021.
- [3] Layla El Asri, Bilal Piot, Matthieu Geist, Romain Laroche, and Olivier Pietquin. Score-based inverse reinforcement learning. In *AAMAS*, 2016.
- [4] Yuntao Bai, Andy Jones, Kamal Ndousse, Amanda Askell, Anna Chen, Nova DasSarma, Dawn Drain, Stanislav Fort, Deep Ganguli, Tom Henighan, Nicholas Joseph, Saurav Kadavath, Jackson Kernion, Tom Conerly, Sheer El-Showk, Nelson Elhage, Zac Hatfield-Dodds, Danny Hernandez, Tristan Hume, Scott Johnston, Shauna Kravec, Liane Lovitt, Neel Nanda, Catherine Olsson, Dario Amodei, Tom Brown, Jack Clark, Sam McCandlish, Chris Olah, Ben Mann, and Jared Kaplan. Training a helpful and harmless assistant with reinforcement learning from human feedback. *arXiv preprint arXiv:2204.05862*, 2022.
- [5] Christopher Berner, Greg Brockman, Brooke Chan, Vicki Cheung, Przemysław Dębiak, Christy Dennison, David Farhi, Quirin Fischer, Shariq Hashme, Chris Hesse, Rafal Józefowicz, Scott Gray, Catherine Olsson, Jakub Pachocki, Michael Petrov, Henrique P. d.O. Pinto, Jonathan Raiman, Tim Salimans, Jeremy Schlatter, Jonas Schneider, Szymon Sidor, Ilya Sutskever, Jie Tang, Filip Wolski, and Susan Zhang. Dota 2 with large scale deep reinforcement learning. *arXiv preprint arXiv:1912.06680*, 2019.
- [6] Ralph Allan Bradley and Milton E. Terry. Rank analysis of incomplete block designs: I. the method of paired comparisons. *Biometrika*, 1952, 1952.
- [7] David Brandfonbrener, William F. Whitney, Rajesh Ranganath, and Joan Bruna. Offline rl without off-policy evaluation. In *NeurIPS*, 2021.
- [8] Lili Chen, Kevin Lu, Aravind Rajeswaran, Kimin Lee, Aditya Grover, Misha Laskin, Pieter Abbeel, Aravind Srinivas, and Igor Mordatch. Decision transformer: Reinforcement learning via sequence modeling. In *NeurIPS*, 2021.
- [9] Ting Chen, Simon Kornblith, Mohammad Norouzi, and Geoffrey Hinton. A simple framework for contrastive learning of visual representations. In *ICML*, 2020.
- [10] Paul Christiano, Jan Leike, Tom B. Brown, Miljan Martic, Shane Legg, and Dario Amodei. Deep reinforcement learning from human preferences. In *NeurIPS*, 2017.
- [11] David R Cox. The regression analysis of binary sequences. *Journal of the Royal Statistical Society: Series B (Methodological)*, 20(2):215–232, 1958.
- [12] Christian Daniel, Oliver Kroemer, Malte Viering, Jan Metz, and Jan Peters. Active reward learning with a novel acquisition function. *Autonomous Robots*, 2015.
- [13] Joseph Early, Tom Bewley, Christine Evers, and Sarvapali Ramchurn. Non-markovian reward modelling from trajectory labels via interpretable multiple instance learning. In *NeurIPS*, 2022.
- [14] Scott Emmons, Benjamin Eysenbach, Ilya Kostrikov, and Sergey Levine. Rvs: What is essential for offline RL via supervised learning? In *ICLR*, 2022.
- [15] Benjamin Eysenbach, Tianjun Zhang, Ruslan Salakhutdinov, and Sergey Levine. Contrastive learning as goal-conditioned reinforcement learning. In *NeurIPS*, 2022.
- [16] Justin Fu, Aviral Kumar, Ofir Nachum, George Tucker, and Sergey Levine. D4rl: Datasets for deep data-driven reinforcement learning. *arXiv preprint arXiv:2004.07219*, 2020.
- [17] Scott Fujimoto, David Meger, and Doina Precup. Off-policy deep reinforcement learning without exploration. In *ICML*, 2019.
- [18] I. J. Good. Rational decisions. *Journal of the Royal Statistical Society. Series B (Methodological)*, 14(1):107–114, 1952.

- [19] Abhishek Gupta, Vikash Kumar, Corey Lynch, Sergey Levine, and Karol Hausman. Relay policy learning: Solving long-horizon tasks via imitation and reinforcement learning. *arXiv preprint arXiv:1910.11956*, 2019.
- [20] Kaiming He, Haoqi Fan, Yuxin Wu, Saining Xie, and Ross Girshick. Momentum contrast for unsupervised visual representation learning. In *CVPR*, 2020.
- [21] Borja Ibarz, Jan Leike, Tobias Pohlen, Geoffrey Irving, Shane Legg, and Dario Amodei. Reward learning from human preferences and demonstrations in atari. In *NeurIPS*, 2018.
- [22] Michael Janner, Qiyang Li, and Sergey Levine. Offline reinforcement learning as one big sequence modeling problem. In *NeurIPS*, 2021.
- [23] Anca Dragan Joey Hong, Kush Bhatia. On the sensitivity of reward inference to misspecified human models. In *ICLR*, 2023.
- [24] Daniel Kahneman. Evaluation by moments: Past and future. *Choices, values and frames*, pages 693–708, 2000.
- [25] Prannay Khosla, Piotr Teterwak, Chen Wang, Aaron Sarna, Yonglong Tian, Phillip Isola, Aaron Maschinot, Ce Liu, and Dilip Krishnan. Supervised contrastive learning. In *NeurIPS*, 2020.
- [26] Changyeon Kim, Jongjin Park, Jinwoo Shin, Honglak Lee, Pieter Abbeel, and Kimin Lee. Preference transformer: Modeling human preferences using transformers for rl. In *ICLR*, 2023.
- [27] Ilya Kostrikov, Ashvin Nair, and Sergey Levine. Offline reinforcement learning with implicit q-learning. In *ICLR*, 2022.
- [28] Aviral Kumar, Justin Fu, George Tucker, and Sergey Levine. Stabilizing off-policy q-learning via bootstrapping error reduction. In *NeurIPS*, 2019.
- [29] Aviral Kumar, Aurick Zhou, George Tucker, and Sergey Levine. Conservative q-learning for offline reinforcement learning. In *NeurIPS*, 2020.
- [30] Kimin Lee, Laura Smith, and Pieter Abbeel. Pebble: Feedback-efficient interactive reinforcement learning via relabeling experience and unsupervised pre-training. In *ICML*, 2021.
- [31] Kimin Lee, Laura Smith, Anca Dragan, and Pieter Abbeel. B-pref: Benchmarking preference-based reinforcement learning. In *NeurIPS Datasets and Benchmarks Track*, 2021.
- [32] Kuang-Huei Lee, Ofir Nachum, Mengjiao Yang, Lisa Lee, Daniel Freeman, Winnie Xu, Sergio Guadarrama, Ian Fischer, Eric Jang, Henryk Michalewski, and Igor Mordatch. Multi-game decision transformers. In *NeurIPS*, 2022.
- [33] Volodymyr Mnih, Koray Kavukcuoglu, David Silver, Andrei A. Rusu, Joel Veness, Marc G. Bellemare, Alex Graves, Martin Riedmiller, Andreas K. Fidjeland, Georg Ostrovski, Stig Petersen, Charles Beattie, Amir Sadik, Ioannis Antonoglou, Helen King, Dharmashan Kumaran, Daan Wierstra, Shane Legg, and Demis Hassabis. Human-level control through deep reinforcement learning. *Nature*, 518, 2015.
- [34] Volodymyr Mnih, Adrià Puigdomènech Badia, Mehdi Mirza, Alex Graves, Timothy P. Lillicrap, Tim Harley, David Silver, and Koray Kavukcuoglu. Asynchronous methods for deep reinforcement learning. In *ICML*, 2016.
- [35] Rafael Müller, Simon Kornblith, and Geoffrey Hinton. When does label smoothing help? In *NeurIPS*, 2019.
- [36] Reiichiro Nakano, Jacob Hilton, Suchir Balaji, Jeff Wu, Long Ouyang, Christina Kim, Christopher Hesse, Shantanu Jain, Vineet Kosaraju, William Saunders, Xu Jiang, Karl Cobbe, Tyna Eloundou, Gretchen Krueger, Kevin Button, Matthew Knight, Benjamin Chess, and John Schulman. Webgpt: Browser-assisted question-answering with human feedback. *arXiv preprint arXiv:2112.09332*, 2021.
- [37] OpenAI. Gpt-4 technical report. *arXiv preprint arXiv:2303.08774*, 2023.

- [38] Long Ouyang, Jeff Wu, Xu Jiang, Diogo Almeida, Carroll L. Wainwright, Pamela Mishkin, Chong Zhang, Sandhini Agarwal, Katarina Slama, Alex Ray, John Schulman, Jacob Hilton, Fraser Kelton, Luke Miller, Maddie Simens, Amanda Askell, Peter Welinder, Paul Christiano, Jan Leike, and Ryan Lowe. Training language models to follow instructions with human feedback. *arXiv preprint arXiv:2203.02155*, 2022.
- [39] Jongjin Park, Younggyo Seo, Jinwoo Shin, Honglak Lee, Pieter Abbeel, and Kimin Lee. Surf: Semi-supervised reward learning with data augmentation for feedback-efficient preference-based reinforcement learning. In *ICLR*, 2022.
- [40] Patrick M. Pilarski, Michael R. Dawson, Thomas Degris, Farbod Fahimi, Jason P. Carey, and Richard S. Sutton. Online human training of a myoelectric prosthesis controller via actor-critic reinforcement learning. In *IEEE International Conference on Rehabilitation Robotics*, 2011.
- [41] Alec Radford, Jong Wook Kim, Chris Hallacy, Aditya Ramesh, Gabriel Goh, Sandhini Agarwal, Girish Sastry, Amanda Askell, Pamela Mishkin, Jack Clark, Gretchen Krueger, and Ilya Sutskever. Learning transferable visual models from natural language supervision. In *ICML*, 2021.
- [42] Aravind Rajeswaran, Vikash Kumar, Abhishek Gupta, Giulia Vezzani, John Schulman, Emanuel Todorov, and Sergey Levine. Learning complex dexterous manipulation with deep reinforcement learning and demonstrations. In *RSS*, 2018.
- [43] Rajkumar Ramamurthy, Prithviraj Ammanabrolu, Kianté Brantley, Jack Hessel, Rafet Sifa, Christian Bauckhage, Hannaneh Hajishirzi, and Yejin Choi. Is reinforcement learning (not) for natural language processing: Benchmarks, baselines, and building blocks for natural language policy optimization. In *ICLR*, 2023.
- [44] Scott Reed, Konrad Zolna, Emilio Parisotto, Sergio Gomez Colmenarejo, Alexander Novikov, Gabriel Barth-Maron, Mai Gimenez, Yury Sulsky, Jackie Kay, Jost Tobias Springenberg, Tom Eccles, Jake Bruce, Ali Razavi, Ashley Edwards, Nicolas Heess, Yutian Chen, Raia Hadsell, Oriol Vinyals, Mahyar Bordbar, and Nando de Freitas. A generalist agent. In *TMLR*, 2022.
- [45] John Schulman, Filip Wolski, Prafulla Dhariwal, Alec Radford, and Oleg Klimov. Proximal policy optimization algorithms. *arXiv preprint arXiv:1707.06347*, 2017.
- [46] Daniel Shin, Daniel S. Brown, and Anca D. Dragan. Offline preference-based apprenticeship learning. In *ICML Workshop on Human-AI Collaboration in Sequential Decision-Making*, 2021.
- [47] David Silver, Aja Huang, Chris J. Maddison, Arthur Guez, Laurent Sifre, George van den Driessche, Julian Schrittwieser, Ioannis Antonoglou, Veda Panneershelvam, Marc Lanctot, Sander Dieleman, Dominik Grewe, John Nham, Nal Kalchbrenner, Ilya Sutskever, Timothy Lillicrap, Madeleine Leach, Koray Kavukcuoglu, Thore Graepel, and Demis Hassabis. Mastering the game of go with deep neural networks and tree search. *Nature*, 529, 2016.
- [48] Aravind Srinivas, Michael Laskin, and Pieter Abbeel. Curl: Contrastive unsupervised representations for reinforcement learning. In *ICML*, 2020.
- [49] Nisan Stiennon, Long Ouyang, Jeff Wu, Daniel M. Ziegler, Ryan Lowe, Chelsea Voss, Alec Radford, Dario Amodei, and Paul Christiano. Learning to summarize from human feedback. In *NeurIPS*, 2020.
- [50] Aaron van den Oord, Yazhe Li, and Oriol Vinyals. Representation learning with contrastive predictive coding. *arXiv preprint arXiv:1807.03748*, 2018.
- [51] Oriol Vinyals, Igor Babuschkin, Wojciech M. Czarnecki, Michaël Mathieu, Andrew Dudzik, Junyoung Chung, David H. Choi, Richard Powell, Timo Ewalds, Petko Georgiev, Junhyuk Oh, Dan Horgan, Manuel Kroiss, Ivo Danihelka, Aja Huang, Laurent Sifre, Trevor Cai, John P. Agapiou, Max Jaderberg, Alexander S. Vezhnevets, Rémi Leblond, Tobias Pohlen, Valentin Dalibard, David Budden, Yury Sulsky, James Molloy, Tom L. Paine, Caglar Gulcehre, Ziyu Wang, Tobias Pfaff, Yuhuai Wu, Roman Ring, Dani Yogatama, Dario Wünsch, Katrina McKinney, Oliver Smith, Tom Schaul, Timothy Lillicrap, Koray Kavukcuoglu, Demis Hassabis, Chris Apps, and David Silver. Grandmaster level in starcraft ii using multi-agent reinforcement learning. *Nature*, 575, 2019.

- [52] Aaron Wilson, Alan Fern, and Prasad Tadepalli. A bayesian approach for policy learning from trajectory preference queries. In *NeurIPS*, 2012.
- [53] Jeff Wu, Long Ouyang, Daniel M. Ziegler, Nisan Stiennon, Ryan Lowe, Jan Leike, and Paul Christiano. Recursively summarizing books with human feedback. *arXiv preprint arXiv:2109.10862*, 2021.
- [54] Yifan Wu, George Tucker, and Ofir Nachum. Behavior regularized offline reinforcement learning. *arXiv preprint arXiv:1911.11361*, 2019.
- [55] Yue Wu, Shuangfei Zhai, Nitish Srivastava, Joshua M. Susskind, Jian Zhang, Ruslan Salakhutdinov, and Hanlin Goh. Uncertainty weighted actor-critic for offline reinforcement learning. In *ICML*, 2021.
- [56] Yuning You, Tianlong Chen, Yongduo Sui, Ting Chen, Zhangyang Wang, and Yang Shen. Graph contrastive learning with augmentations. In *NeurIPS*, 2020.
- [57] Susan Zhang, Stephen Roller, Naman Goyal, Mikel Artetxe, Moya Chen, Shuohui Chen, Christopher Dewan, Mona Diab, Xian Li, Xi Victoria Lin, Todor Mihaylov, Myle Ott, Sam Shleifer, Kurt Shuster, Daniel Simig, Punit Singh Koura, Anjali Sridhar, Tianlu Wang, and Luke Zettlemoyer. Opt: Open pre-trained transformer language models. *arXiv preprint arXiv:2205.01068*, 2022.

A Human preference datasets

For the D4RL Gym hopper, walker2d, and Adroit pen tasks, we use the human preference datasets provided by [26]. Each dataset consists of 100 preference triples, except for the Gym *-medium-replay datasets which contain 500 preference triples¹. Each trajectory segment is of length 100 (*i.e.*, $k=100$). For the other tasks such as Gym halfcheetah and Kitchen, we could not find publicly available human preference datasets. Therefore, we generate new preference datasets with human evaluation by strictly following the procedure from [26]. The preference labeling process consists of two steps: sampling a pair of trajectory segments from the dataset and labeling their preference under some predefined guidelines. For the first step, [26] does not specify how the segments were sampled, so we first randomly sample two trajectories from the offline dataset and then randomly choose a segment from each of the two trajectories to form a segment pair. We provide more details of the labeling process for each task below.

A.1 Gym HalfCheetah

Following the experiment settings from [26], we sample 500 and 100 segment pairs from halfcheetah-medium-replay and halfcheetah-medium-expert datasets, respectively. We assign the human teachers (the authors) to make preference decisions under the following guidelines:

- The primary goal for the agent is to move forward as far as possible.
- If the two agents both satisfy the primary goal similarly, the agent that has a more stable posture is preferred. In other words, prefer the agent that staggers less.

A.2 Franka Kitchen

Franka Kitchen environment provides six available sub-tasks, where the goal is to perform four of them in a designated order: open the microwave oven, move the kettle to the top left burner, turn on the light switch, and open the slide cabinet. The other two tasks, which are turning on the burner switch and opening the hinge cabinet, are dummy tasks without any positive reward. Figure 9 shows an example of a goal-related task and a dummy task. The robot on the left is moving a kettle, which is a goal-related task. On the other hand, the robot on the right is turning on a burner, which is a dummy task.

For each offline datasets (kitchen-partial and kitchen-mixed), we sample 100 pairs of trajectory segments and label them under the following guidelines:

- An agent that solves more goal-related tasks (in order) is preferred.
- If the two agents solved the same number of goal-related tasks, the agent that solved fewer dummy tasks is preferred.
- If the two agents solved the same number of goal-related and dummy tasks, the agent that was working on another goal-related task is preferred.

¹For walker-medium-replay, [26] originally uses a preference dataset of size 500, but we subsample 100 samples from this dataset as we find that a smaller dataset suffices for PbRL algorithms to achieve reasonable performance.

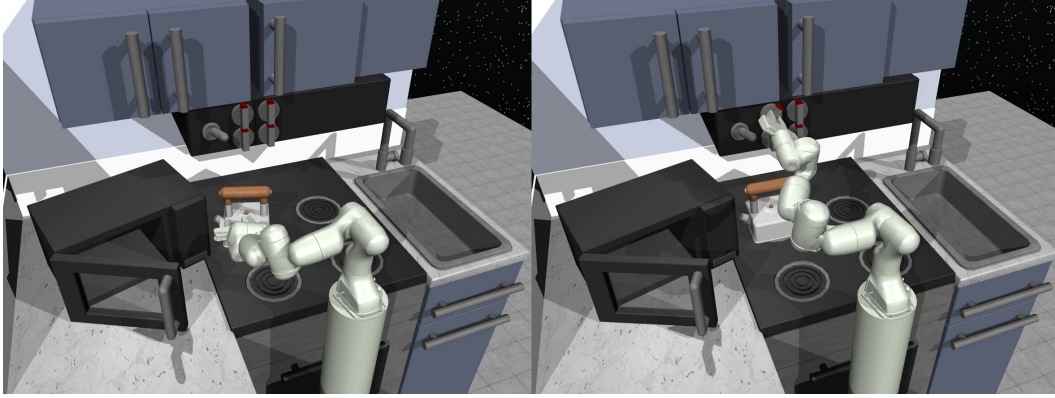


Figure 9: Example of a goal-related task (left) and a dummy task (right) in Franka Kitchen. The task on the left is to move a kettle and the task on the right is to turn on a burner.

B Experiment details

For each method, we evaluate its performance by collecting ten trajectories with online interaction and measuring the average return. Following the standard protocol of the offline RL literature, we rescale the average return by $100 \cdot \frac{R - R_{\text{random}}}{R_{\text{expert}} - R_{\text{random}}}$, where R denotes the (empirical) average return of the policy, and R_{random} and R_{expert} are the expected returns of a random policy and an online expert policy, respectively. We provide the implementation details for each PbRL method below.

B.1 PreferenceTransformer (PT)

We use the official implementation from the authors to train the reward model². Then, for PT+IQL, we run IQL with the default hyperparameters for each environment using the official code³. Similarly, for PT+CQL, we run CQL with the default hyperparameters for each environment using the official code⁴. Table 3 and Table 4 lists the detailed hyperparameter settings for IQL and CQL.

Table 3: Hyperparameter settings for IQL in PT+IQL.

Task name	Learning rate	# Layers	Hidden layer size	τ	β	Dropout
Gym	$3 \cdot 10^{-4}$	2	256	0.7	3.0	-
Adroit pen, Kitchen	$3 \cdot 10^{-4}$	2	256	0.7	0.5	0.1

Table 4: Hyperparameter settings for CQL in PT+CQL.

Task name	Learning rate	# Layers	Hidden layer size	α	τ	Min Q Ver.
Gym	$1 \cdot 10^{-4}$	3	256	10.0	-	3
Adroit pen	$3 \cdot 10^{-4}$	3	256	1.0	5.0	2
Kitchen	$3 \cdot 10^{-4}$	3	256	1.0	5.0	3

B.2 DPPO (Ours)

For the preference predictor, we use a GPT-2 based transformer architecture from PT with some minor modifications, such as removing the preference attention layer proposed by PT. We train the predictor for 10,000 update steps on the preference dataset. Table 5 lists more details of the training of

²<https://github.com/csmile-1006/PreferenceTransformer>

³https://github.com/ikostrikov/implicit_q_learning

⁴<https://github.com/aviralkumar2907/CQL>

the preference predictor. For policy optimization, we use a 2-layer MLP architecture and update the policy for 1e6 update steps, following the experimental protocol of IQL. Unlike CQL and IQL which adopt a stochastic policy model, we use a deterministic policy model as we find that both models have no difference in empirical performance. More detailed settings for the policy optimization procedure are specified in Table 6.

Table 5: Hyperparameter settings of the preference predictor training process in DPPO (Ours).

Task name	Learning rate	# Layers	embedding dim	ν	m
All tasks	$1 \cdot 10^{-4}$	1	256	1.0	20

Table 6: Hyperparameter settings of the policy optimization process in DPPO (Ours).

Task name	Learning rate	# Layers	layer size	λ	Dropout
Gym	$3 \cdot 10^{-4}$	2	256	0.5	0.25
Adroit pen, Kitchen	$3 \cdot 10^{-4}$	2	256	0.1	0.25

C Finetuning large language models with DPPO

Recent works show that PbRL can be used to fine-tune large language models with human preference [49, 38, 4]. This fine-tuning procedure is similar to the PbRL process discussed in our paper. First, a preference predictor is trained to output high scores to sentences that are more preferred by human teachers. Then, the reward for fine-tuning a language model is defined by combining the preference predictor and a regularizer on policy (language model) shift. Concretely, $r := r_\phi - \xi r_{\text{KL}}$, where r_ϕ is the output of the preference predictor and r_{KL} denotes the KL divergence between the output distribution of the fine-tuned model and the original (pretrained) model. This reward function aims to guide the fine-tuned model to generate outputs that are more preferred by human teachers while not deviating far from the original model. After defining the reward function, PPO [45] is applied to optimize the language model to maximize the expected reward. Recent works show that this fine-tuning process, often denoted as RLHF (reinforcement learning from human feedback), can effectively align the language models with human preference, for example by generating more helpful and harmless sentences.

As from offline RL, we can directly fine-tune a language model with the preference predictions by replacing PPO with DPPO. This replacement allows removing unnecessary assumptions required to run reward-based policy optimization techniques like PPO, for example assuming the reward is given only at the end of the output sequence. We can define the score metric that resembles the reward function from the original RLHF process as

$$\begin{aligned}
S_{\text{RLHF}}(\theta; \mathcal{D}, \phi) &= \mathbb{E}_{\sigma^0, \sigma^1 \sim \pi_\theta(\cdot | \mathbf{x}), \mathbf{x} \sim \mathcal{D}} \left[(1 - \hat{y}) \cdot s(\pi_\theta, \sigma^0, \sigma^1) + \hat{y} \cdot s(\pi_\theta, \sigma^1, \sigma^0) \right] \\
&\quad - \xi \mathbb{E}_{\mathbf{x} \sim \mathcal{D}} [D_{\text{KL}}(\pi_\theta(\cdot | \mathbf{x}), \pi_{\theta_0}(\cdot | \mathbf{x}))] \\
\text{s.t. } \hat{y} &= \mathbb{1} \left\{ \hat{P}[\sigma^0 \succ \sigma^1; \phi] > 0.5 \right\},
\end{aligned}$$

where \mathcal{D} is a prompt dataset, σ^i is the output sequence sampled from the fine-tuned language model π_θ , π_{θ_0} is the original pretrained language model, and D_{KL} is the KL divergence. Note that here we remove the λ regularizer as the KL divergence term naturally prevents the policy from deviating far from the preferred sequences. We can directly fine-tune the policy by maximizing this score metric.

We evaluate our resulting RLHF algorithm by fine-tuning a pretrained OPT-1.3b language model which has 1.3 billion trainable parameters [57]. To train the preference predictor, we use the HH-RLHF dataset which contains 161K pairs of human preference data about helpfulness and harmlessness [4]. We choose OPT-350m with 350 million trainable parameters as the architecture of the predictor model. We note that the training procedure of the preference predictor model is identical to the training procedure of the preference predictor model in conventional RLHF. The difference is that conventional RLHF uses the output of the predictor model as rewards, while we compare the

predictor model outputs to generate preference labels. Therefore, we evaluate our RLHF algorithm by comparing it with the conventional RLHF that uses the same preference predictor model and performs PPO. Our algorithm was implemented on DeepSpeed-Chat, an open code base for RLHF training⁵.

We consider several evaluation metrics to measure the performance of our RLHF algorithm. First, we calculate the expected reward, which measures the empirical mean of r_ϕ from the outputs of the fine-tuned model. Second, we measure the KL divergence between the outputs of the fine-tuned model and the original model. These two metrics evaluate how well the two competing objectives (maximizing the alignment with human preference and staying close to the original model) are optimized. Additionally, we perform an actual human evaluation on whether the fine-tuned models are more preferred than the original model. In detail, for a randomly sampled prompt from \mathcal{D} , we generate two responses each from the fine-tuned model and the original model. Then, we ask three human workers to decide which response they prefer more in terms of helpfulness and denote the final preferred response by majority voting⁶. We repeat this trial 300 times for each fine-tuning method and measure the win rate of the fine-tuned models.

Table 7: RLHF results using DPPO and PPO. The values in the parentheses denote the gain on average reward compared to the original model.

Fine-tuning method	Avg. reward	KL divergence	Human eval. win rate
PPO	4.335 (+1.192)	0.0091	0.667
DPPO (Ours)	4.515 (+1.372)	0.0083	0.697

The evaluation results in Table 7 show that our RLHF algorithm achieves a higher average reward with lower KL divergence from the original model when compared to conventional RLHF using PPO. This shows that DPPO exhibits a better trade-off between human preference alignment and closeness to the original model. Also, DPPO achieves a higher win rate versus the original model on actual human evaluation, which shows the fine-tuned model from our algorithm is more aligned with human preference. These results demonstrate that DPPO is a promising approach for addressing preference-based learning problems in NLP.

D Resources

All our offline RL experiments were run on a single RTX 3090 GPU with 10 CPU cores (Intel(R) Xeon(R) Gold 5218R CPU @ 2.10GHz). For the RLHF experiments in Appendix C, we used an A100 GPU with 10 CPU cores (AMD EPYC 7402 24-Core Processor).

E Broad impact

Our proposed method can be used to train RL agents that better align with human preferences. This method has the potential to significantly facilitate the deployment of AI services that cater to the specific requirements of the general public. However, it is essential to recognize that the learned RL agent can be biased toward certain values (*e.g.*, races, ethnic groups, religions, ...) if the preference dataset itself exhibits biases toward those values. Therefore, practitioners should exercise caution and thoroughly examine their preference dataset to identify and address any potential biases.

⁵<https://github.com/microsoft/DeepSpeedExamples/tree/master/applications/DeepSpeed-Chat>

⁶We used Amazon MTurk <https://www.mturk.com/> to conduct our human evaluation experiments.