

Solar System Abundances and Condensation Temperatures of the Halogens Fluorine, Chlorine, Bromine, and Iodine

Katharina Lodders and Bruce Fegley, Jr.

Planetary Chemistry Laboratory, Department of Earth & Planetary Sciences and McDonnell Center for the Space Sciences, Washington University, One Brookings Drive, Saint Louis MO 63130 U.S.A.

Submitted to *Chemie der Erde/Geochemistry* October 2020, revised December 2022.

Abstract: We review a large body of available meteoritic and stellar halogen data in the literature used for solar system abundances (i.e., representative abundances of the solar system at the time of its formation) and associated analytical problems. Claims of lower solar system chlorine, bromine and iodine abundances from recent analyses of CI-chondrites are untenable because of incompatibility of such low values with nuclear abundance systematics and independent measurements of halogens in the sun and other stars. We suspect analytical problems associated with these peculiar rock types have led to lower analytical results in several studies. We review available analytical procedures and concentrations of halogens in chondrites. Our recommended values are close to previously accepted values. Average concentrations by mass for CI-chondrites are $F = 92 \pm 20$ ppm, $Cl = 717 \pm 110$ ppm, $Br = 3.77 \pm 0.90$ ppm, and $I = 0.77 \pm 0.31$ ppm. The meteoritic abundances on the atomic scale normalized to $N(Si) = 10^6$ are $N(F) = 1270 \pm 270$, $N(Cl) = 5290 \pm 810$, $N(Br) = 12.3 \pm 2.9$, and $N(I) = 1.59 \pm 0.64$. The meteoritic logarithmic abundances scaled to present-day photospheric abundances with $\log N(H) = 12$ are $A(F) = 4.61 \pm 0.09$, $A(Cl) = 5.23 \pm 0.06$, $A(Br) = 2.60 \pm 0.09$, and $A(I) = 1.71 \pm 0.15$. These are our recommended present-day solar system abundances. These are compared to the present-day solar values derived from sunspots of $N(F) = 776 \pm 260$, $A(F) = 4.40 \pm 0.25$, and $N(Cl) = 5500 \pm 810$, $A(Cl) = 5.25 \pm 0.12$. The recommended solar system abundances based on meteorites are consistent with F and Cl abundance ratios measured independently in other stars and other astronomical environments. The recently determined chlorine abundance of 776 ± 21 ppm by Yokoyama et al. (2022) for the CI-chondrite-like asteroid Ryugu is consistent with the chlorine abundance evaluated for CI-chondrites here. Historically, the halogen abundances have been quite uncertain and unfortunately remain so. We still need reliable measurements from large, representative, and well-homogenized CI-chondrite samples. The analysis of F, Br, and I in Ryugu samples should also help to obtain more reliable halogen abundances. Updated equilibrium 50% condensation temperatures from our previous work (Lodders 2003, Fegley & Schaefer 2010, Fegley & Lodders 2018) are 713 K (F), 427 K (Cl), 392 K (Br) and 312 K (I) at a total pressure of 10^{-4} bar for a solar composition gas. We give condensation temperatures considering solid-solution as well as kinetic inhibition effects. Condensation temperatures computed with lower halogen abundances do not represent the correct condensation temperatures from a solar composition gas.

Keywords: abundances, sun, meteorites, solar system, condensation temperatures, fluorine, chlorine, bromine, iodine

1. Introduction

This work is an update to Lodders (2003) for the halogen abundances and their 50% condensation temperatures since new measurements on halogen abundances and revised thermodynamic properties have become available. We adopt the same procedures as in Lodders (2003) for our evaluation and calculations. These updates also apply to Lodders et al. (2009), and Palme et al. (2014). The halogens fluorine, chlorine, bromine, and iodine belong to the volatile elements, and are difficult to measure in the solar photosphere. The abundances of F and Cl can be derived from sunspot spectra, but Br and I solar system abundances are derived only from meteorite measurements.

The elemental concentrations of the five observed falls of the carbonaceous CI-chondrites Alais (6 kg preserved, France 1806), Ivuna (0.7 kg, Tanzania 1938), Orgueil (14 kg, France 1864), Revelstoke (<1 g, Canada 1964), Tonk (10 g, India 1911) are frequently used as a solar system abundance standard for elements that do not form gases under typical terrestrial conditions. The CI-chondrites have the highest degree of aqueous alteration and therefore are of petrological type 1 (CI1). (The Tagish Lake chondrite fall was originally considered as a CI-chondrite of petrological type 2 (CI2) but is now classified as a C2-ungrouped chondrite because its volatile elements are fractionated when compared to the CI-chondrite group).

Data for halogens in meteorites, and in particular, CI-chondrites are sparse, and sometimes abundances in other carbonaceous chondrites (such as CM, CV chondrites) or interpolations from elemental abundance distribution curves have been used to constrain halogen solar system abundances see, e.g., Anders & Ebihara, (1982), Anders & Grevesse (1989). In section 2 we describe the challenging halogen measurements in rocks and meteorites. In section 3, we discuss the available meteorite data and our recommended solar system halogen abundances. Section 4 compares the meteoritic data to measurements of halogens in the sun and other astronomical environs. Section 5 discusses our updates to condensation temperatures and our currently recommended values. We give conclusions in section 6.

2. Halogens in Chondrites

Critical assessment and evaluation of halogen analyses must consider two interrelated issues: The analytical methods used and the nature of the halogen-bearing phases in the meteorites. Halogen analyses often require quantitative chemical separation of halogens from host rocks. As described in the following sections water soluble, insoluble, and organic halogen-bearing phases are present in meteorites. The chemical separation method depends on the nature of the host phases for the halogens and therefore, sample treatment and preparation can affect quantitative results.

The comprehensive review by Brearley & Jones (2018) provides a good summary about halogens in meteorites, and we focus on some basic and additional information here. The CI-chondrites are rare and we consider the halogens in other carbonaceous chondrites to obtain a better understanding of the halogen-bearing phases. Meteorites contain halogens in silicates, phosphates, salts, and organic compounds. A more unusual host phase is troilite where Mason and colleagues (Allen & Mason 1973, Mason & Graham 1970) detected bromine and iodine.

Salts and organics are important halogen carriers in the CI- and other carbonaceous chondrites. While halite (NaCl) and sylvite (KCl) crystals occur in the Zag and Monahans ordinary chondrites (Gibson et al. 1998, Zolensky et al. 2000, Rubin et al. 2002; Bridges et al. 1997, 2004) and Barber (1981) found Br-bearing halite (NaCl) in the Murchison CM2 chondrite, fine-grained halogen salts may be hard to detect in CI-chondrites. We speculate that organic coatings or “films” on existing grain surfaces could impede salt grain detections, e.g., see the electron microscopy studies of carbonaceous coatings on olivine and FeS grains in the Allende CV3 chondrite (Bauman et al. 1973, Green et al 1971, Harris and Vis 2003). Some organics carry halogens such as the chlorinated aromatic hydrocarbons reported by Studier et al. (1965) and Hayes & Biemann (1968). Müller (1953) recorded 4.8 percent chlorine in the organic matter extracted by solvents from Cold Bokkeveld (CM2), and Schöler et al. (2005) found F and Br in such extracts in this chondrite. In this context the discovery of organo-halogens (i.e., CH₃Cl) in comets and protostellar disks is also noteworthy (Fayolle et al. 2017) making it plausible that the organo-halogens in meteorites are indigenous and not a contamination product. Both CI and CM chondrites experienced aqueous alteration on their parent bodies. Water soluble phases are mainly sulfate and alkali halide salts, while the carbonates are usually much less soluble. Lawrencite, FeCl₂, has been putatively identified in the Indarch EH chondrite (Keil 1968) but the experiments by Muenow et al (1992) rule out lawrencite as a major carrier of Cl. Instead, halogens in EH chondrites are often concentrated in mineral phases such as djerfisherite, K₃Cu(Fe,Ni)₁₂(S,Cl)₁₄ (Fuchs 1966, Keil 1968) which contains up to 1.5% Cl in EH chondrites (El Goresy et al. 1988).

Among the carbonaceous chondrites, indigenous alkali and ammonium halide and sulfate salts were extractable with water in freshly collected samples of the Orgueil CI-chondrite (Cloëz 1864, Pisani 1864). Ammonium salts have not been reported in recent studies presumably because they were either not looked for or because ammonia was lost from the rock while stored in museums. (However, ammonia is released when kerogen-like insoluble matter isolated from carbonaceous chondrites is heated, Pizzarello & William 2012). Leaching experiments on carbonaceous chondrites typically indicate dissolution of NaCl and KCl but these salts have not been directly observed yet in CI-chondrites. Several studies report fractions of water-soluble and non-soluble (= structurally bound) halogens in carbonaceous chondrites (e.g., Goles & Anders 1962, Reed & Allen 1966, Tarter et al. 1980, Moore et al. 1982, Bonifacie et al. 2007, Sharp et al. 2007, 2013). Leaching experiments on pristine (least terrestrially altered, if any) samples of the Tagish Lake meteorite (fall 1999) confirmed earlier results that Mg, Ca, Na, and K sulfates and chlorides are readily leached from carbonaceous chondrites (e.g., Izawa et al. 2010). The recently fallen Aguas Zarcas CM2 chondrite contains 0.6% water-soluble salts; the recrystallized salts were identified as: halite (NaCl), chlorartinite (Mg₂(CO₃)(OH)Cl·2H₂O), thenardite (Na₂SO₄), and sodium chlorate (NaClO₄) (Garvie 2021).

The presence of water-soluble halides in meteorites raises the issue whether terrestrial contamination with or loss of salts has occurred. This is a possibility in particular for meteorite finds and contamination with selected elements is known for chondrites collected from deserts (e.g., contamination with Ca-sulfates) and in Antarctica (iodine but always in Br or Cl; Dreibus et al. 1986, Heumann et al. 1987). However, the reverse, loss of soluble halogen salts during weathering seems to be a larger issue when analyzing meteorite finds. However, gain or loss of halogens and other elements in meteorites collected shortly after they fell is far less probable, although contamination or less can

never be fully ruled out. For example, Daubrée (1872) reported 0.12% water soluble NaCl in the Lance CO₃ carbonaceous chondrite (fall 1872). This corresponds to 730 ppm chlorine in the whole-rock. His sample had been in the ground for 3 days but he did not find other soluble salts (such as Ca-bearing salts) indicative of terrestrial contamination. His sample was covered completely by fusion crust which sealed the meteorite from soil which was reported as dry, and there was no rain between the time of the meteorite fall and its collection. Under H₂ –flow and red heat the stone released a sublimate of NaCl in the same proportions as found in the water extract. In a footnote he states" Ce n'est d'ailleurs pas la première fois que du chlorure de sodium est signalé dans des météorites".

Loss of halogen salts must be considered when meteorite samples are rinsed to remove potential “surface contamination” before analysis, which was done in several studies (e.g., Magenheimer et al. 1994, Bonifacie et al. 2007, Sharp et al. 2013). However, while halogen losses by rinsing with even cold water could be important for many meteorite samples, rinsing of CI-chondrites is not possible because they immediately fall apart in contact with water and cannot be handled like other solid samples (e.g., Berzelius 1834).

The following is particularly important for the CI-chondrites because they contain up to 20 percent of indigenous water in hydrated silicates and as crystal-water in salts (e.g., epsomite MgSO₄·7H₂O). Epsomite and hydrated silicates release their bound water upon sample heating to a few hundred degrees, and will re-gain water upon cooling in air. The mobilization of water may leach salts and water-soluble organics, and cause re-distribution of halogen bearing compounds within the rock. Heating also can release non-water soluble halogen-bearing organics at elevated temperatures, and salts are certainly lost when samples are fused.

Phosphates, in particular Cl-rich-apatite (5-6% Cl) with minor F substitution [Ca₅(PO₄)₃(OH,F,Cl)], are essentially secondary metamorphic halogen-bearing phases in chondrites (Fuchs 1969, Lewis & Jones 2016, Ward et al. 2017, Brearely & Jones 2018). Fluorapatite, an expected thermodynamically stable condensate host phase for fluorine (see below), is extremely rare in meteorites but has been reported (with up to 5.23 mass% F) in exotic graphite-rich xenoliths found in the ordinary chondrite Krymka which seem to have a carbonaceous-chondrite-like precursor (Semenenko et al. 1995, 2004).

The CI-chondrites also contain phosphates. Jungck et al. (1981) and Meier et al. (1981) suspected the presence of hydroxy- or fluorapatite in the Orgueil CI-chondrite but ruled out chlorapatite. Element-mapping in CI-chondrites revealed the association of fluorine with Ca-phosphate, particularly at the rims, but Morlok et al. (2006) did not report the F concentrations and presence of Cl in these phases.

Other halogen-rich phases have been found. Boström & Fredriksson (1966) reported up to 3 mass% chlorine in the alteration phase limonite [FeO(OH)·nH₂O] in the CI-chondrite Orgueil. Although not found in CI-chondrites, unequilibrated ordinary chondrites (type LL3) contain chlorine in the feldspathoid sodalite with 6.4-7.18% (by mass), 2.0 – 5% in scapolite, 0.9-2.1% in nepheline, 0.7-4.6% in glassy mesostasis, and possibly up to 0.2% in plagioclase (Alexander et al. 1987, Bridges et al. 1997). Wasserburg et al. (2011) found 7.1% Cl in a Na-Cl rich chondrule from Allende (CV3). Grossman et al. (1979) reported percent-level Cl-contents in an Amboeoid Olivine Aggregate (AOA) from Allende. Sodalite, an expected Cl-bearing condensate at low temperatures, has been found in calcium-aluminum-rich inclusions (CAIs) from carbonaceous chondrites. In particular, the fine-grained Inclusions

(FGI) are important halogen and alkali element carriers, e.g., Spettel et al. (1978) found that concentrations of Na, Cl and Br appear to be correlated. Quijano-Rico & Wanke (1969) found what seems to be a FGI (their chondrule C) with 7.3 % Cl, (see discussion in Clarke et al. 1970). Zaikowski (1980) found large enrichments in iodine in FGI. The origin of halogens in CAIs is debated but already Wänke et al. (1974) and Grossman & Ganapathy (1975) make plausible arguments that sodalite is likely a secondary alteration product (see more discussion in condensation section below).

In addition to analytical uncertainties and natural variations of halogens within small analyzed samples noted in section 2.3, there are apparent variations of halogen concentrations between the known CI-chondrites Alais, Ivuna and Orgueil. For example, Ivuna has higher Br contents than Orgueil and Alais (e.g., Anders & Ebihara 1982, Burnett et al. 1989), and Reed & Allen (1966) noticed that Orgueil contains more leachable Cl than Ivuna. Orgueil fell in 1864 and Ivuna in 1935, and it is known that terrestrial humidity affects the salt chemistry. It cannot be ruled out that cation exchange of sulfates with halides affected aqueous solubilities and halogen redistribution as a function of terrestrial residence time. Formation of white sulfate efflorescence was seen within short times after the CI-chondrites fell (Cloëz 1864, Daubrée 1864a,b; for Orgueil; Berzelius 1834 for Alais) and sulfate formation from sulfides is ongoing in these meteorites (for a quantitative description see Lodders & Fegley 2011).

It is unlikely that analytical results for high halogen concentrations can all be ascribed to sample contamination if different samples of a given meteorite from different sources were analyzed. Contamination in one group's lab cannot explain why different groups would obtain similar results, which instead could point to contamination of samples at the source. On the other hand, there is some indication that studies giving systematically lower values involve more elaborate chemical analysis, as described below.

2.1. Analytical Methods

Most available measurements are done by neutron activation analyses (NAA) combined with chemical separation of halogens after irradiation. Other quantitative measurements are done with mass-spectrometry, ion chromatography, and for fluorine, with ion-selective electrode. In this section we describe the chemical separation techniques (2.2.1) and NAA (2.2.2) and discuss other analytical techniques specific to a given halogen in the separate element sections below.

Sample size is important if minute minerals are present that sequester halogens. Small randomly selected samples of CI-chondrites are known to have a wide compositional heterogeneity as illustrated by Greshake et al. (1998) and Morlok et al. (2006). Greshake et al. (1998) analyzed 50-micrometer size particles from Alais and Orgueil by proton-induced X-ray emission (PIXE) spectroscopy and Figure 1 shows the frequency distribution for their chlorine concentrations in 200-ppm intervals. Since the samples were very small, the analyses are normalized to the mean CI-chondrite concentration of 18.66 wt% iron in Palme et al. (2014). The spread in chlorine values is considerable but not unexpected because CI-chondrites are not homogenous on the 50-micrometer scale.

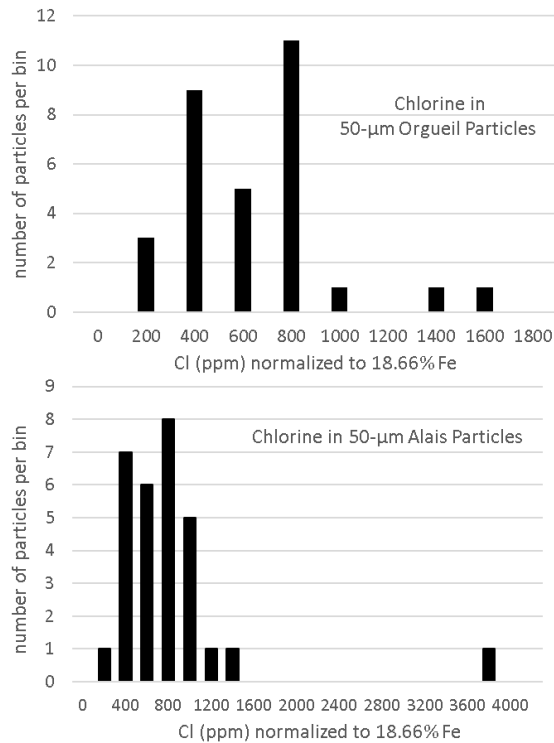


Figure 1. Frequency of chlorine concentration of 50-micrometer size samples from Alais and Orgueil. The concentration bin step size is 200 ppm. Data from Greshake et al. (1998).

Morlok et al. (2006) estimated that the mass “threshold” for chemical heterogeneities is smaller than 1-2 g for CI-chondrites. Therefore, bulk analyses are ideally done on aliquots from several grams of homogenized meteorite samples. Analyses of larger 50-200 mg aliquots or samples were used by several authors for elemental bulk analyses, but samples from CI-chondrites are limited due to the rare occurrence of these meteorites. Larger sample sizes of 100-200 mg should be preferred for representative bulk analyses, and extremely small samples sizes of 1-2 milligrams, as used in the study by Clay et al. (2017) may explain some of their very low halogen concentrations found in comparison to other studies as described below.

The draw-back of sample homogenization is that contaminants are easily introduced. Contamination is also an issue when reagents are needed during chemical processing for analyses, which can be quite extensive for halogen analyses. However, reagent contamination is not an issue for samples that are analyzed by neutron activation because chemical processing occurs after the samples have been irradiated because only activated nuclei are measured (see below).

2.1.1. Chemical Separation/Extraction Procedures

Many analysis techniques require some chemical separation of the halogens to increase sensitivity because their abundances in meteorites are relatively low. Although results of non-destructive instrumental neutron activation analyses should not be dependent on the host phase of the halogens, the chemical and physical properties of the halogen host phases can affect results if the halogens (and/or their decay products) can escape from the samples and

are not completely recovered from the sample container used during irradiation (see 2.1.2 below). Chemical processing always has the potential for halogen loss and contamination from reagents. Volatile and water-soluble halogen compounds in the samples may easily be lost during sample handling and cleaning, open sample fusion, or leaching. On the other hand, most separation methods exploit the solubility and volatilization of the halogens and require quantitative re-capture of volatilized compounds (see, e.g., Anders 1964; Krähenbühl et al. 1973a,b; Goles et al. 1967; Nakamura et al. 2011).

Typical separation methods include sample fusion with $\text{Na}_2\text{O}_2\text{-NaOH}$ (e.g., Reed & Allen 1966; Goles et al. 1967; Liebermann & Ehmman 1967; Krähenbühl et al. 1973a,b; Ebihara et al. 1982) and extracting halogens with steam from melted samples (pyrohydrolysis; e.g., Dreibus et al. 1979; Sharp et al. 2007, 2013; Menard et al. 2013), ion chromatography (e.g., Magenheim et al. 1994; Bonifacie et al. 2007; Nakamura et al. 2011; Menard et al. 2013; Sharp et al. 2013) or laser-heating for noble gas release after neutron irradiation (e.g., Clay et al. 2017).

Sample fusion with NaOH or $\text{Na}_2\text{O}_2\text{-NaOH}$ flux and leaching the fusion cake with water brings the halogens into solution for further processing. To isolate the halogens from other salts such as sulfates, subsequent distillation under N_2 flow selectively forces the halogens out of solution, and they are then trapped in water (e.g., Greenland 1963; Greenland & Lovering 1965; Von Gunten et al. 1965; Wytttenbach et al. 1965; Ozaki & Ebihara 2007). After irradiation in neutron activation analyses carrier salts are often added to the sample and the flux before fusion to enable more quantitative halogen capture. The addition of carriers also allows the determination of the yields of the chemical procedures.

“Dry” fusion (> 1200 C) of samples with $\text{Na}_2\text{O}_2\text{-NaOH}$ causes volatilization of alkali halides (e.g., NaCl , NaBr). This method is similar to that used by Edwards & Urey (1955) to extract alkali elements by heating samples with addition of CaCl_2 . In order to ensure quantitative extraction of alkalis, they added excess chloride; and for quantitative extraction of halogens, addition of excess sodium compounds seems to be advised.

Pyrohydrolysis is a commonly applied extraction method for halogen analyses. The setup typically consists of a gas flow apparatus made of silica where gas passes over a sample that is heated with an induction coil. Sample fusion with $\text{Na}_2\text{O}_2\text{-NaOH}$ under a flow of steam facilitates the removal of halogen-bearing gases which are usually trapped in NaOH solution. The actual gas species driven out of the fused samples are not really known but thermodynamic calculations indicate that pyrohydrolysis likely leads to volatilization of alkali halides (NaX , KX) and other volatilized compounds such as HX , and possibly H_2SiX_2 where $\text{X} = \text{F}, \text{Cl}, \text{Br}, \text{or I}$ (e.g., Reed 1964 discussed H_2SiF_6). Bromine and iodine may also be volatilized in elemental form. Some studies apply pyrohydrolysis where samples are only fused with V_2O_5 without Na_2O_2 or NaOH additions (e.g., Quijano-Rico & Wänke 1969, Dreibus et al. 1979; Menard et al. 2013) and comparison of the results to other studies may suggest that recovery of the halogens in these investigations might not have been fully quantitative, which seems to be an issue for Br in carbonaceous chondrites. The purpose of the V_2O_5 is to obtain better coupling to the RF field of the induction furnace, but V_2O_5 will not lead to formation of more volatile halogen-bearing compounds. Fusion with V_2O_5 alone may only work well if steam can quantitatively convert halogens into hydrogen halides, and if the intrinsic molar alkali content of the samples exceeds that of the halogen contents (e.g., the atomic Cl -chondritic

Na/Cl is around ten). We suggest that fusion with Na_2O_2 -NaOH in addition to V_2O_5 , may provide better halogen extraction yields, especially for relatively short steam exposures. The short paper by Easton et al. (1977) describes that pyrohydrolysis yields are too low unless samples were pre-treated. They found up to eight-times larger fluorine concentrations for chemically pre-treated samples of ordinary chondrites than untreated samples with the pyrohydrolysis method. This is described in the fluorine data section 3.1.

Several studies used leaching with water or acid solutions to determine the “soluble” and “non-soluble” fractions in the samples, for example, leaching with hot or cold water was done by Reed & Allen (1966), von Gunten et al. (1965), Tarter (1981), and Sharp et al. (2007). Nakamura et al. (2011) used stepwise leaching with HNO_3 and HF for silicate samples for subsequent analyses. Leaching depends on solution temperature, acidity, and duration, which hampers direct comparison from such experiments. The pH of the solutions was generally not reported and other elements dissolved were analyzed only in a few instances so that the type of dissolving salts is not always discernable.

2.1.2. Neutron Activation Analysis (NAA)

NAA uses thermal or epithermal neutron capture reactions on halogen nuclei to produce radioactive halogen nuclei which then beta-decay into stable noble gas isotopes. The production of the radioactive halogen isotopes as well as the noble gas isotopes is proportional to the amount of the stable halogens in the samples. The neutron flux and capture geometries in the reactor can be monitored by adding standard samples during the irradiation for calibration so that the halogen concentrations can be calculated quantitatively from the yields of the neutron-capture reaction products. After irradiation and chemical separation from other radioactive nuclei (which is often but not always done to improve counting statistics) measurements proceed to either gamma and/or beta-ray counting of the decay of the radioactive halogens; or to measurements of the decay products, the noble gases.

Many studies used sample irradiation, chemical separation, and counting radiation from decay of the activated halogens. The short half-lives of several activated halogens require fast separation techniques, and incomplete separation is one potential error source (see below).

In both cases quantitative measurements of the activated halogens or the noble gases must be ensured. Potential error sources include the loss of volatile halogens or noble gases during and after irradiation from the samples. Samples can heat up to around 200-400°C while being irradiated in the reactor, e.g., Mittleheldt (2002) notes that release of volatiles can even rupture the sealed silica tubes used for samples CI and CM samples during irradiation which can be prevented by drying the samples before irradiation. This can separate volatile halogen-bearing compounds which are either naturally present in the samples or produced through hot-atom reactions. Further, release of indigenous water can leach out halogens into the irradiation sample container. For example, Krähenbühl et al. (1973b) noted that their low Br results are likely suspect and call for special precautions in handling irradiated samples. Ebihara et al. (1982) carefully sealed their silica vials for irradiation to avoid losses during sample heating, and samples from the reactor were cooled in liquid N_2 before opening. They leached vials under oxidizing and reducing conditions to ensure complete recovery of any material that may have condensed onto the walls of the sample vials. Yet they do not rule out that volatile compounds were lost during chemical separation after irradiation,

before radiochemical exchange with carrier solutions was completed. Similarly, Mittlefehldt (2002) cautioned his Br results because volatilization loss cannot be excluded. Ozaki & Ebihara (2007) cooled their samples with dry ice during neutron irradiation, and caution that loss of halogens from samples must be prevented. They refer to a study by Takeuchi (1981) who found that filter paper impregnated with bromides and iodides partly lost the halogens (probably as Br₂ and I₂) to plastic bags in which the paper was stored during irradiation.

Clay et al. (2017) used neutron-irradiation noble gas mass spectrometry (NI-NGMS) and measured the stable noble gas isotopes formed by decay of the radioactive halogens. For quantitative analyses it is necessary to wait for complete decay of the radioactive halogens to the noble gases or to make appropriate corrections for yields depending on half-lives. Clay et al. use laser-heating to drive out the trapped noble gases from the samples after irradiation.

The volatilization of noble gases through recoil and/or heating and desorption during longer irradiation is a well-known issue in the K-Ar and I-Xe dating methods. The iodine-xenon age-dating method uses neutron irradiation to produce ¹²⁸Xe from stable iodine ¹²⁷I(n, γ)¹²⁸Xe. Both ¹²⁸Xe and ¹²⁹Xe (from decay of ¹²⁹I (half-life 15.7 my) which was present in the early solar system) can then be measured together to derive the initial ¹²⁹I/¹²⁷I iodine ratio in the solar system. If the method is calibrated accordingly, the ¹²⁸Xe concentrations can be used to determine the absolute iodine concentration. This is the same principle as used by Clay et al. (2017). Hohenberg (1968), Hohenberg et al. (1981), and Crabb et al. (1982) determined iodine concentrations from ¹²⁸Xe produced in neutron-irradiated samples and found about an order of magnitude lower iodine contents than obtained by other methods such as neutron activation analyses, where the gamma emission of ¹²⁸I during decay to ¹²⁸Xe is monitored (e.g., Goles et al. 1967, Dreibus et al. 1979). Apparently noble gas measurements for ¹²⁸Xe could only quantify iodine in retentive sites. Crabb et al. (1982) refer to work by Hohenberg and coworkers who suspect that some ¹²⁸Xe is lost by recoil during sample irradiation in the reactor, and/or during pre-heating the sample for analyses. Crabb et al. (1982) also note that ¹²⁸Xe could be readily lost from the water-soluble host phase in which a larger proportion of the iodine resides because ¹²⁸Xe did not remain at the original sites of the iodine. Recoil loss is known to be grain-size dependent, as has been shown for argon isotopes (see e.g., Paine et al. 2006, Jourdan et al. 2007) and thus would affect chlorine analyses if noble gases produced from chlorine are analyzed. Since recoil loss depends on the momentum of the recoiling atom, the more massive krypton (from bromine) and xenon (from iodine) might be less affected. Gilmour et al. (2006) claim that losses of ¹²⁸Xe through recoil are not an issue for I-Xe dating since the recoiling nucleus (¹²⁸I) has less than 3eV kinetic energy, but that the activation energy for ¹²⁹Xe (intrinsic to the sample) is above 3.6 eV. Gilmour et al (2006) also claim that recoil effects have never been observed for the I-Xe technique but it is not explained how one would know that there is no effect. Measurements of xenon isotopes from irradiated chondrites are done by stepwise heating and often reveal two or more release peaks, indicating more than one phase is hosting iodine. If ¹²⁸Xe (made from ¹²⁷I during reactor radiation) shows two maxima in gas release, then there are at least two phases that carried the original iodine. The ¹²⁹Xe (intrinsic to the sample and from ¹²⁹I that decayed early in solar system history) should be at the same site(s) if nothing happened to the sample since iodine and xenon entered a condensed phase. Then a correlation of ¹²⁸Xe and ¹²⁹Xe proves that ¹²⁹Xe in the sample came from ¹²⁹I decay, and ¹²⁸Xe is a proxy proportional to the total (stable) iodine content of the sample. Yet, in many instances there is only a

good correlation for ^{128}Xe with ^{129}Xe in the high temperature (above about 1000 C) release fractions, but not very convincing correlations at low temperatures (e.g., Merrihue 1966; Crabb et al. 1982; Hohenberg & Pravdivtseva 2008). Loss of ^{129}Xe from less retentive sites is easily possible over the long history of the meteorite parent body (e.g., Gilmour et al. 2006), and for neutron-irradiated iodine in a reactor, loss of ^{128}Xe must be prevented in quantitative analyses. The I-Xe dating method relies on the correlation of ^{128}Xe and ^{129}Xe and using the high temperature release fractions is useful for that. However, for quantitative iodine determinations, all ^{128}Xe from iodine in all sites must be retained. If samples contain intrinsic water and have water soluble salts, ^{128}Xe from iodine in the salts may not require much energy to be lost from irradiated samples. Mobility of ^{128}Xe could be a reason why low temperature correlations for ^{129}Xe - ^{128}Xe are rare in I-Xe dating, however, it must certainly be considered for quantitative iodine analyses.

Clay et al. use the NI-NGMS method and noted that "... Small samples were wrapped in Al foil and, interspersed with monitor minerals, encapsulated under vacuum in fused silica glass tubing before packing in Al canisters for irradiation." Thus, loss from small samples or samples with larger porosity such as CI-chondrites cannot be excluded and it might be necessary to seal samples individually and to break sample containment inside the mass spectrometer.

Clay et al. (2017) use the method described by Ruzie-Hamilton et al. (2016), which is originally from Kendrick (2012) who noted: "The development of solid standards (rather than powdered reference materials) and characterisation of standard reproducibility is an essential step for cross calibration and wider application of microbeam techniques in halogen analysis ...". Kendrick (2012) emphasized the use of "... 0.1–3 mm sized chips of minerals or glasses (not powders)..." and further that "The technique is not easily applied to powdered samples, meaning bulk rock determinations are difficult." The use of powders is not mentioned by Ruzie-Hamilton et al. (2016). Clay et al. describe their procedure: "... samples were either crushed into small chips and sieved, or aliquots extracted from powdered, larger main masses (for example, 1–2-mg-sized aliquots from a sample of up to 1.5 g) where possible ...".

With respect to powder and small grain size the problem is compounded for CI-carbonaceous meteorites which are the most porous meteorites. Consolmagno & Britt (1998) and Macke et al. (2011) found a porosity of 35% for the CI-chondrite Orgueil, and porosities for CM and CV chondrites are around 20%. This facilitates loss by heating and potential recoil loss of noble gases from these meteorites.

3. Halogen measurements in rock standards and meteorites

In order to assess halogen analyses we compared halogen measurements of rock standards and different meteorite types by authors who also analyzed CI-chondrites. This survey reveals that (1) analyses that are frequently rejected because they are "old" are not any worse than more recent measurements, and (2) analytical problems are endemic for CI-chondrites, due to their mineralogy, i.e., hydrous silicates and several halogen-bearing host phases.

The recommended rock standard concentrations are consensus averages from a large survey of measurements reported in the literature, and recommended values are periodically updated (see references for Gladney &

coworkers quoted in the Tables below). Thus, the results for rock standards from various authors analyzing meteorites also informed the rock-standard concentrations. The recommended concentrations for some rock standards have changed over time. Earlier authors may have found good agreements to recommended rock standard values that validated their analytical techniques whereas comparison to the currently recommended values (listed on the last row for each standard in the tables) may turn out worse. Some groups used rock standards for calibration, and a change in standard values will affect absolute values, but we did not re-calculate any values. In addition, chondritic meteorites often contain silicates, sulfides, metal and/or organic phases whereas standard rocks are usually composed of silicate phases only, and the presence of other phases may affect analytical results. These issues have to be kept in mind when gauging analytical results in the following comparisons.

For each halogen, there are three tables, one for rock standard analyses, one for chondrites (other than CI-chondrites), and one for CI-chondrites. Data included in the Tables are (1) for meteorite falls only to avoid bias from contamination or weathering losses on Earth, and (2) meteorites that were analyzed by authors who also analyzed CI-chondrites. However, this pool of data is extremely small; and we essentially included all available halogen data for meteorite falls that we found in the literature. In all Tables values in square brackets are questionable as noted by the authors, or that values need to be excluded as concluded in this work.

3.1. Fluorine

Fluorine data for rock standards, meteorites and CI-chondrites are given in Tables 1-3. The analyses for other chondrites are in Table 2 for assessment of the CI-chondrite data in Table 3. The following discussion shows that except for early data by Reed (1964) and Reed & Jovanovic (1969), analytical results generally agree for terrestrial rocks (as well as basaltic achondrites (eucrites) which are more similar to terrestrial rocks). In stark contrast, chondrite data disagree among different investigators using different analytical methods indicating that there are unique problems with meteorite analyses.

Fluorine analyses by photon activation of $^{19}\text{F}(\gamma, n)^{18}\text{F}$ were done by Reed (1964), and Reed & Jovanovic (1969, 1971, 1973). The W-1 and G-1 rock standard values (Table 1) by Reed (1964) and Reed & Jovanovic (1969) are much higher than the standard values they measured later (Reed & Jovanovic 1971, 1973). Reed (1964) analyzed fluorine in water soluble and non-soluble fractions for several meteorites (Tables 2 & 3). All his values are higher than analyses done by Dreibus et al. (1979) and Allen & Clark (1977). Given the standard and meteorite comparisons, we exclude the high values by Reed (1964), and Reed & Jovanovic (1969) here, because it seems that the early data by Reed (1964) suffered from calibration issues. However, the data by Reed (1964) could be useful for comparing *relative* fluorine concentrations of the meteorites he analyzed, and for estimating the soluble fraction of F from sample leaching experiments. Reed (1964) analyzed two Orgueil samples, each had 64 ppm soluble F, plus 88 or 115 ppm non-soluble F. The soluble amounts appear to be comparable to the pyrohydrolysis results by Dreibus et al. (1979), which is an important fact considered below. Earlier it was thought that the soluble fraction of F in Reed's data could reflect contamination, but this is rather unlikely.

Table 1. Fluorine in Rock Standards (ppm by mass) also Analyzed in Meteorite Studies, and Literature Survey

F, ppm	1 σ	N	Reference
AGV-1 Andesite Rock Standard			
408	30	10	Allen & Clark (1977)
430			Dreibus et al. (1979)
412	15	2	Langenauer et al. (1992)
[350]			Sen Gupta (1968a)
425	32	35	Review: Gladney et al. (1992)
BCR-1 Columbia River Basalt Rock Standard			
502	50	12	Allen & Clark (1977)
491	9	1	Clark et al. (1975)
473	23	1	Dreibus et al. (1977, 1979)
491	15	2	Langenauer et al. (1992)
450	58	4	Sen Gupta (1968a)
500			Sen Gupta (1968b)
490	50	40	Review: Gladney et al. (1990)
G-1 Granite Rock Standard			
664	30	3	Allen & Clark (1977)
740	74	10	Greenland & Lovering (1965)
[1077]	99	4	Reed (1964)
[800]	65	1	Reed & Jovanovic (1969)
705	70	2	Shima (1963)
690	110	34	Review: Gladney et al. (1991)
G-2 Granite Rock Standard			
1224	120	12	Allen & Clark (1977)
1220		4	Sen Gupta (1968b)
1280	80	37	Review: Gladney et al. (1992)
W-1 Diabase Rock Standard			
205		1	Dreibus et al. (1979)
200		1	Greenland & Lovering (1965)
[489]	89	2	Reed (1964)
[263]	47	2	Reed & Jovanovic (1969)
187		1	Reed & Jovanovic (1971)
216	11	6	Reed & Jovanovic (1973)
190	30	1	Shima (1963)
220	30	35	Review: Gladney et al. (1991)

Note: Values in [] are considered uncertain when compared to recommended values, see text. Data by Reed (1964) and Reed & Jovanovic (1969) are systematically high.

Clark et al. (1975), Allen & Clark (1977), and Goldberg et al. (1974) used the proton reaction $^{19}\text{F}(p, \alpha\gamma)^{16}\text{O}$ and counting high-energy gamma rays. This method does not involve any chemical procedure and should produce reliable F values that do not carry large uncertainties from potentially incomplete chemistry. However, volatilization losses during irradiation cannot be excluded. The rock standard values by Allen & Clark (1977) agree well with recommended standard values. Goldberg et al. note that only small samples can be analyzed and that powdered samples give somewhat smaller values than fragments, e.g., 59-75 ppm for four CM-chondrite powders vs. 53-95 ppm in fragments. The Goldberg et al. data for homogenized samples of Orgueil are 74 ppm and of Ivuna 70 ppm. Unfortunately, Allen & Clark (1977) did not analyze CI-chondrites.

Fisher (1963) used the (n, α) reaction $^{19}\text{F}(n, \alpha)^{16}\text{N}$ and measurement of the 6.1 MeV gamma ray from the ^{16}N decay (half-life 7.4 sec). No rock standard values were reported. Values for meteorites are generally higher (Tables 2,3) than in other studies. He found fluorine contents of 390 and 420 ppm in CI-chondrites. His method requires

very large corrections for the bulk oxygen content in the samples because ^{16}N is produced by $^{15}\text{N}(\text{n}, \gamma)^{16}\text{N}$, and more importantly, $^{16}\text{O}(\text{n}, \text{p})^{16}\text{N}$. Fisher used the Orgueil oxygen content of 38.3 mass% from Wiik (1956) which, however, is the value stated for volatile-free CI-chondrites, which is much lower than the intrinsic oxygen content of about 46% in CI-chondrites (Lodders 2003). We exclude his CI-chondrite values in Table 3. However, Fisher's F contents for other meteorites (Table 2) were corrected with appropriate oxygen contents and should be useful for comparisons. Sen Gupta (1968a,b) used colorimetry, as did Shima (1963) after sample ion-exchange. Except for AGV-1, Sen Gupta's rock standard values agree within uncertainties, as do Shima's values (Table 1). They did not analyze CI-chondrites but did analyze several other meteorites (Table 2) which should help to compare halogen data obtained by different groups.

Table 2. Fluorine in Chondrites (Observed Falls)

F, ppm	1 σ	N	Meteorite, Year of Fall	Reference; Note
CM Chondrite Falls				
80	5	1	CM2 Essebi 1957	Goldberg et al. (1974)
59	5	1	CM2 Haripura 1921	Goldberg et al. (1974)
[220]	14	2	CM2 Mighei 1889	Fisher et al. (1963)
38		1	CM2 Murchison 1969	Dreibus et al. (1979)
65	5	1	CM2 Murchison 1969	Goldberg et al. (1974)
37		1	CM2 Murray 1950	Dreibus et al. (1979)
CO Chondrite Falls				
170		1	CO3 Lance 1872	Greenland & Lovering (1965)
[77]	18	2	CO3 Lance 1872	Reed (1964)
30		1	CO3 Warrenton 1877	Dreibus et al. (1979)
160	5	1	CO3 Warrenton 1877	Greenland & Lovering (1965)
CV Chondrite Falls				
58	11	1	CV3-ox. Allende 1969	Allen & Clark 1977
25	12	1	CV3-ox. Allende 1969	Dreibus et al. (1979)
59	5	1	CV3-ox. Allende 1969	Goldberg et al. (1974)
28	1	9	CV3-ox. Allende 1969	Langenauer & Krähenbühl (1993)
55		1	CV3-ox. Allende 1969	Morrison et al. (1987)
170	26	1	CV3-red. Mokoia 1908	Greenland & Lovering (1965)
22		1	CV3-red. Vigarano 1910	Dreibus et al. (1979)
CK Chondrite Falls				
22		1	CK4 Karronda 1930	Dreibus et al. (1979)
H Chondrite Falls				
21	6	1	H3.4 Sharps 1921	Allen & Clark (1977)
81	12	1	H4 Forest Vale 1942	Greenland & Lovering (1965)
8		1	H4 Kesen 1850	Dreibus et al. (1979)
69	26	3	H4 Kesen 1850	Fisher (1963)
32	10	1	H5 Allegan 1899	Allen & Clark (1977)
170	26	1	H5 Allegan 1899	Greenland & Lovering (1965)
[122]	29	2	H5 Allegan 1899	Reed (1964)
39	5	2	H5 Ehole 1961	Shima (1963)
29	17	1	H5 Forest City 1890	Allen & Clark (1977)
[89]	9	1	H5 Miller AR 1930	Reed (1964); weathered sample
41	2	1	H5 Pultusk 1868	Allen & Clark (1977)
[133]	5	1	H5 Pultusk 1868	Reed (1964)
[162]	16	1	H5 Richardton 1918	Reed (1964); weathered sample
40	10	1	H5 Sindhri 1901	Allen & Clark (1977)
17		1	H6 Charwallas 1834	Dreibus et al. (1979)
110	17	1	H6 Mt. Browne 1902	Greenland & Lovering (1965)
[14]	2	3	H6 Oakley – find 1895	Easton et al. (1977); not pretreated
63	8	3	H6 Oakley – find 1895	Easton et al. (1977); pretreated
160	24	1	H6 Zhovtnevyi 1938	Greenland & Lovering (1965)
L Chondrite Falls				
[7]		1	L5 Barwell 1965	Easton et al. (1977); not pretreated
47	34	2	L5 Barwell 1965	Easton et al. (1977); pretreated
48	10	1	L5 Farmington 1890	Allen & Clark (1977)
250	38	1	L5 Farmington 1890	Greenland & Lovering (1965)
300		1	L5 Farmington 1890	Sen Gupta (1968a)
76	11	1	L5 Homestead 1875	Greenland & Lovering (1965)

[4]		1	L5 Ohuma 1963	Easton et al. (1977); not pretreated
33	1	2	L5 Ohuma 1963	Easton et al. (1977); pretreated
9		1	L6 Alfianello 1883	Dreibus et al. 1979
32	1	1	L6 Bruderheim 1960	Allen & Clark (1977)
11	1	1	L6 Bruderheim 1960	Dreibus et al. (1979)
[123]	23	4	L6 Bruderheim 1960	Reed (1964)
52	1	1	L6 Canakkale 1964	Allen & Clark (1977)
42	12	1	L6 Colby WI 1917	Allen & Clark (1977)
44	15	1	L6 Forksville 1924	Allen & Clark (1977)
[156]	67	3	L6 Harleton 1961	Reed (1964)
[43]**	16	1	L6 Holbrook 1912	Allen & Clark (1977)
[189]**		1	L6 Holbrook 1912	Fisher (1963)
[130]**		1	L6 Holbrook 1912	Greenland & Lovering (1965)
[16]**	1	1	L6 Holbrook 1912	Langenauer & Krähenbühl (1993)
[149]	13	1	L6 Kunashak 1949 dark	Reed (1964)
[145]	21	1	L6 Kunashak 1949 light	Reed (1964)
18		1	L6 Leedey 1943	Dreibus et al. (1979)
11		1	L6 Mocs 1860	Dreibus et al. (1977, 1979)
[10]		1	L6 Mocs 1860	Easton et al. (1977); not pretreated
86		1	L6 Mocs 1860	Easton et al. (1977); pretreated
147	36	4	L6 Mocs 1860	Fisher (1963)
160		1	L6 Mocs 1860	Greenland & Lovering (1965)
[119]	13	2	L6 Mocs 1860	Reed (1964)
190	29	1	L6 Narellan 1928	Greenland & Lovering (1965)
[122]	5	3	L6 New Concord 1860	Reed (1964)
32	5	1	L6 Peace River 1963	Allen & Clark (1977)
118	18	1	L6 Perpeti 1935	Greenland & Lovering (1965)
35	15	1	L6/7 Shaw 1937	Allen & Clark (1977)
120	18	1	L6 St. Michel 1910	Greenland & Lovering (1965)
LL Chondrite Falls				
8		1	L/LL4 Bjurböle 1899	Dreibus et al. (1979)
100	15	1	L/LL4 Bjurböle 1899	Greenland & Lovering (1965)
68	10	1	L3.6 Khohar 1910	Greenland & Lovering (1965)
49	22	1	LL4 Soko-Banja 1877	Allen & Clark (1977)
160	24	1	LL5 Olivenza 1924	Greenland & Lovering (1965)
63	4	2	LL6 Benton 1949	Sen Gupta (1968a)
180	27	1	LL6 Mangwendi 1934	Greenland & Lovering (1965)
EH Chondrite Falls				
64		1	EH4 Abee 1952	Dreibus et al. (1979)
280	42	1	EH4 Abee 1952	Greenland & Lovering (1965)
[228]	16	2	EH4 Abee 1952	Reed (1964)
275	35	2	EH4 Abee 1952	Sen Gupta (1968a)
137	16	4	EH4 Indarch 1891	Fisher (1963)
220	33	1	EH4 Indarch 1891	Greenland & Lovering (1965)
[19.1]	8.6	1	EH4 Indarch 1891	Reed (1964); hot NaF soln.
[246]	19	1	EH4 Indarch 1891	Reed (1964)
140	21	1	EH5 St. Marks 1903	Greenland & Lovering (1965)
EL Chondrite Falls				
250		1	EL6 Hvittis 1901	Greenland & Lovering (1965)
[134]	24	3	EL6 Hvittis 1901	Reed (1964)
180		1	EL6 Khairpur 1873	Greenland & Lovering (1965)
54	5	1	EL6 Neuschwanstein 2002	Zipfel et al. (2010)
100		1	EL6 Pillistfer 1863	Greenland & Lovering (1965)

Note: Mainly chondrite falls. Data in square brackets were excluded for averages for reasons described in the text. **Holbrook 1912: Samples were collected for 50+ years after fall, weathering were noted for some specimens in the references.

Greenland & Lovering (1965) employed a spectrographical method using CaF band emission after sample volatilization and selective element capture. Their rock standard value for “W-1” (Table 1) compares well to the current recommended value by Gladney et al. (1991). They found a higher value for standard “G-1”; but agree within given uncertainties. Greenland & Lovering (1965) compared their results to wet-chemical analyses of various rock-types and agreement was quite reasonable. Dreibus et al. (1979) note that their values are generally lower than those by Reed (1964) and Greenland & Lovering (1965) (see Table 2) but provide no compelling arguments other

than that they “performed numerous experiments to test the reliability of our fluorine analysis and we are confident on the accuracy of our results.” The meteorite data by Greenland & Lovering (1965) are often as large as or larger than those by Reed (1964) whose values we excluded because his values for the rock standards are too high. However, there are no obvious reasons to exclude the values by Greenland & Lovering (1965) from consideration other than that one of their rock standard measurements is too high. In Table 2, we summarized results for fluorine in different chondrites. If Reed’s (1964) values are too high, then the even higher values by Greenland & Lovering (1965) for some meteorites (e.g., Lance, Allegan, Hvittis, Mocs) could be suspect.

The data by Dreibus et al. (1979) and Wänke et al. (1977) by pyrohydrolysis and ion-selective electrode agree well with recommended rock standard values (Table 1). Their average F concentration for Orgueil from four measurements is 58 ± 9 ppm. Menard et al. (2013) found 100 ppm F for Orgueil from pyrohydrolysis and ion chromatography; they have no samples in common with those listed in Tables 1 and 2 that can be compared. Still, the F concentrations by Dreibus et al (1979) for other meteorites are often lower than found in other studies. Langenauer & Krähenbühl (1993) used the same method as Dreibus et al. (1979) and their results are very similar. However, Easton et al. (1977) have shown that a pre-hydrolysis treatment of samples leads to higher extraction yields of fluorine from ordinary chondrites. Without the pre-treatment, Easton et al. found 10 ppm F for Mocs and essentially reproduced the 11 ppm that Dreibus et al. (1977,1979) found for this meteorite (see Table 2). However, with sample pre-treatment Easton et al. (1977) found 86 ppm for Mocs. Easton et al. (1977) did not have other meteorite analyses in common with other studies, and they only analyzed ordinary chondrites. Although the F concentrations measured by Reed (1964) could be too high, the pyrohydrolysis results are close to the NaF-soluble fraction in the Orgueil meteorite determined by Reed (1964). All this indicates that soluble fluorine (from salts) is easily mobilized in pyrohydrolysis treatment, but that some portion of the fluorine could be more tightly bound in these meteorites and is not captured by pyrohydrolysis for quantitative analyses (see section 2).

The average F concentrations for Orgueil determined by Goldberg (1974), Dreibus et al. (1979), Menard et al. (2013) and Greenland & Lovering (1965) is 105 ± 60 ppm. Adding the Reed data gives 115 ± 57 . We select the average of 105 ± 60 ppm F for Orgueil from the four studies. From two studies of Ivuna, we obtain 67 ± 5 ppm F (Table 3). There are no F data for other CI-chondrites.

Table 3. Fluorine in CI-Chondrite Falls

F, ppm	1 σ	N	Reference; Note
Ivuna 1939			
63	6	1	Dreibus et al. (1979)
70	5	1	Goldberg et al. (1974)
67	5	2	Average Ivuna
Orgueil 1864			
54	2	4	Dreibus et al. (1979)
[405]	21	1	Fisher (1963)
74	5	1	Goldberg et al. (1974)
190	29	1	Greenland & Lovering (1965)
100		1	Menard et al. (2013)
[62]	6	2	Reed (1964); NaF soluble only
[158]	19	2	Reed (1964)
105	60	4	Average Orgueil

Note: N = number of individual analyses. Values in [] excluded from averages, see text.

We did not average over the 14 individual analyses from all CI-chondrites to avoid giving one investigation too much statistical weight just because more measurements were made. The straight average for the two CI-chondrite averages is 86 ± 20 ppm with a 1-sigma standard deviation. The average weighted by the number of studies is 92 ± 20 ppm, which we adopt as representative CI-chondrite value here. The F concentration corresponds to $1270 (\pm 270)$ per 10^6 Si atoms (see also sections 3.6 and 4.1).

3.2. Chlorine, Bromine, and Iodine

Combined chlorine, bromine and iodine analyses by neutron activation were done by Reed & Allen (1966), Reed & Jovanovic (1969), Goles et al. (1967), and Dreibus et al. (1979). Several other studies used RNAA or related methods to obtain halogen data; recently Ebihara & Sekimoto (2019) reported results for CI-chondrites that are not included in the data base here since they were not listed in their abstract. The Cl, Br, and I determinations for the CI-chondrite Orgueil by Clay et al. (2017) are systematically low when compared to other studies on meteorites. Clay et al. (2017) do not report standard rock measurements but we can compare their measurements to other meteorite measurements. However, there is generally little overlap for analyses of meteorite falls (Clay et al. erroneously list Barratta, Clovis, and Efremovka as observed meteorite falls). Ebihara & Sekimoto (2019) reported new Cl, Br, and I data for CI-chondrites at the Lunar and Planetary Science Conference. Their results confirm our current assessment and recommendations.

3.2.1. Chlorine

Rock standard values for chlorine are shown in Table 4. Note that Gladney et al. (1991) have two different recommendations for the consensus value of the “G-1” standard in their tables for unknown reasons. Chlorine analyzed by RNAA by Dreibus et al. (1979) agrees well for all standards in common. Reed & Allen (1966) and Reed & Jovanovic (1969) found systematically lower chlorine in their early studies than the recommended values, and generally lower values for meteorites (Table 5), which is why their data are not considered further.

Greenland & Lovering (1965) have no chlorine measurements for rock standards in common with other studies but the meteorite comparisons are instructive. Their chlorine values for chondrites are typically somewhat higher than those by others (Table 5) except for the CI-chondrite Orgueil, which is significantly lower at 290 ppm (Table 6). Goles et al. (1967) note that the Orgueil datum by Greenland & Lovering (1965) is low because of ineffective capture of volatile halogen-bearing organics during cold-trapping of the volatilized sample (see section 2).

Table 4. Chlorine in Rock Standards (ppm by mass) also Analyzed in Meteorite Studies, and Literature Survey

Cl, ppm	1 σ	N	Reference
AGV-1 Andesite Rock Standard			
118		1	Dreibus et al. (1979)
156		1	Fujitani & Nakamura (2006)
118	7	2	Langenauer et al. (1992)
138		1	Nakamura et al. (2011)
121		1	Tarter (1981)
126	27	25	Review: Gladney et al.(1992)
BCR-1 Columbia River Basalt Rock Standard			
43.2	2.5	1	Clark et al. (1975)
50.5	2.5	1	Dreibus et al. (1977, 1979)
55		1	Jovanovic & Reed (1975)
50	4	2	Langenauer et al. (1992)
68		4	Tarter (1981)
59	8	26	Review: Gladney et al. (1990)
G-1 Granite Rock Standard			
19	0.2	1	Reed & Allen (1966)
40	18	3	Review Gladney et al. (1991), Table 2 consensus value
53	20	10	Review: Gladney et al. (1991); their Tab. 4 consensus value
G-2 Granite Rock Standard			
48		1	Tarter (1981)
69	24	24	Review: Gladney et al. (1992)
W-1 Diabase Rock Standard			
203		1	Dreibus et al. (1979)
212		1	Magenheim et al. (1994)
[156]		4	Quijano-Rico & Wänke (1969)
[25.9]	0.6	2	Reed & Allen (1966)
[16.3]	1.3	1	Reed & Jovanovic (1969)
205	35	16	Review: Gladney et al. (1991)

Note. N = number of individual analyses. Values in [] are considered uncertain when compared to recommended values, see text.

The chlorine values for CI-chondrites by Clay et al. (2017) are very low (Table 6), whereas their values for Murchison (CM2) and Murray (CM2) compare better with other results (Table 5). Their value of 85 ppm for Allende (CV3) is much lower than in any other study, and at the opposite end of the 330 ppm structurally-bound chlorine reported by Sharp et al. (2013). The Allende meteorite has been studied extensively and it would be hard to believe that all other analyses for it in Table 5 are incorrect (The Allende reference sample value is 291 ± 36 ppm, Jarosewich et al. 1987). The only other chondrite falls to which we can compare chlorine data from Clay et al. (2017) are enstatite chondrites, and the data by Clay et al. are much lower than other values. As in other chondrites, sample homogeneity is a problem when only a few milligrams are used for analyses. Overall, the very low values for chlorine in CI-chondrites by Clay et al. seem to be an artifact because (1) their analysis method is unsuitable for the water-bearing CI-chondrites because samples with large intrinsic water content enable halogen leaching in the reactor during irradiation, (2) the small samples analyzed are not representative for the whole rock, (3) the naturally fine-grained powdery CI-chondrites facilitate recoil-loss, and (4) losses of volatile halogen-bearing salts and organics during sample heating cannot be excluded (see section 2).

Table 5 Chlorine in Chondrites (Falls Only) *

Cl, ppm	1 σ	N	Class, Meteorite, Year of Fall	Reference; Note
CM Chondrite Falls				
470	57	2	CM2 Mighei 1889	Goles & Anders (1962)
[350]	10	1	CM2 Mighei 1889	Reed & Allen (1966)
[231]	9	2	CM2 Murchison 1969	Clay et al. (2017)
180		1	CM2 Murchison 1969	Dreibus et al. (1979)
242	7	2	CM2 Murchison 1969	Magenheim et al. (1994)
[739]	5	1	CM2 Murchison 1969	Nakamura et al. (2011) who note suspiciously high value.
179	10	8	CM2 Murchison 1969	Tarter (1981)
[151]**	9	2	CM2 Murray 1950	Clay et al. (2017)
186**			CM2 Murray 1950	Dreibus et al. (1979)
200**	14	2	CM2 Murray 1950	Goles et al. (1967)
[108]**			CM2 Murray 1950	Quijano-Rico & Wänke (1969) who indicated preliminary value.
310**			CM2 Murray 1950	Sharp et al. (2013)
368**	46	6	CM2 Murray 1950	Tarter (1981)
CO Chondrite Falls				
270		1	CO3 Felix 1900	Goles et al. (1967)
320		1	CO3 Kainsaz 1937	Sharp et al. (2013)
[730]		1	CO3 Lance 1872	Daubrée (1872)
274		2	CO3 Lance 1872	Goles et al. (1967)
350	29	1	CO3 Lance 1872	Greenland & Lovering (1965)
248		1	CO3 Lance 1872	Quijano-Rico & Wänke (1969)
[125]	3	1	CO3 Lance 1872	Reed & Allen (1966)
290		1	CO3 Ornans 1868	Sharp et al. (2013)
226		1	CO3 Warrenton 1877	Dreibus et al. (1979)
360	30	1	CO3 Warrenton 1877	Greenland & Lovering (1965)
CV Chondrite Falls				
220	15	2	CV3-ox. Allende 1969	Bonifacie et al. (2007)
[85]	3	1	CV3-ox. Allende 1969	Clay et al. (2017)
237	12	1	CV3-ox. Allende 1969	Dreibus et al. (1979)
320	30	1	CV3-ox. Allende 1969	Ebihara et al. (1986)
260	100	1	CV3-ox. Allende 1969	Izawa et al. (2010)
[400]		1	CV3-ox. Allende 1969	Kato et al. (2000) who note suspic. high value.
228	8	6	CV3-ox. Allende 1969	Langenauer & Krähenbühl (1993)
223	18	1	CV3-ox. Allende 1969	Magenheim et al. (1995)
220		1	CV3-ox. Allende 1969	Mason (1975)
336	22	2	CV3-ox. Allende 1969	Nakamura et al. (2011)
372	9	5	CV3-ox. Allende 1969	Oura et al. (2002)
291	24	6	CV3-ox. Allende 1969	Ozaki & Ebihara (2007)
330			CV3-ox. Allende 1969	Sharp et al. (2013) who note structurally bound Cl only
236	24	23	CV3-ox. Allende 1969	Tarter (1981)
256		1	CV3-ox Bali 1907	Quijano-Rico & Wänke (1969)
423		1	CV3-ox Grosnaja 1861	Quijano-Rico & Wänke (1969)
370	30	1	CV3-red. Mokoia 1908	Greenland & Lovering (1965)
302	18	2	CV3-red. Mokoia 1908	Tarter (1981)
149		1	CV3-red. Vigarano 1910	Dreibus et al. (1979)
270		1	CV3-red. Vigarano 1910	Sharp et al. (2013); weathered sample collected 1 months after fall, authors note questionable value, may contain terrestrial contamination in addition to inherent water soluble chlorine
CK Chondrite Falls				
215		1	CK4 Karoonda	Dreibus et al. (1979)
310		1	CK4 Karoonda	Greenland & Lovering (1965)
[45]			CK4 Karoonda	Quijano-Rico & Wänke (1969) who indicate preliminary value.
[117]			CK4 Karoonda	Reed & Allen (1966)
257		1	CK4 Kobe 1999	Nakamura et al. (2011)
261	12	4	CK4 Kobe 1999	Oura et al. (2002)
H Chondrite Falls				
140	42	2	H3-6 Zag 1998	Sharp et al. (2013)

90		1	H3.8 Dhajala 1876	Sharp et al. (2013)
76	15	2	H4 Forest Vale 1942	Clay et al. (2017)
170		1	H4 Forest Vale 1942	Greenland & Lovering (1965)
90		1	H4 Kesen 1850	Dreibus et al. (1979)
72		1	H4 Kesen 1850	Quijano-Rico & Wänke (1969)
104	11	1	H4 Kesen 1850	Takaoka et al. (1989)90
148		1	H4 Monroe 1849	Garrison et al. (2000)
107	8	3	H4 Monroe 1849	Tarter (1981)
57		1	H5 Allegan 1899	Greenland & Lovering (1965)
7		1	H5 Allegan 1899	Quijano-Rico & Wänke (1969)
[9.1]	1.6	2	H5 Allegan 1899	Reed & Allen (1966)
11	3	4	H5 Allegan 1899	Tarter (1981)
52		1	H5 Pantar (light) 1938	Goles et al. (1967)
[50]	3	1	H5 Pantar (light) 1938	Reed & Allen (1966)
56		1	H5 Pantar (light) 1938	Quijano-Rico & Wänke (1969)
L Chondrite Falls				
68**		1	L/LL4 Bjurböle 1899	Dreibus et al. (1979)
92**		1	L/LL4 Bjurböle 1899	Greenland & Lovering (1965)
88**		1	L/LL4 Bjurböle 1899	Hohenberg et al. (1981)
84**		1	L/LL4 Bjurböle 1899	Quijano-Rico & Wänke (1969)
120**		1	L/LL4 Bjurböle 1899	Sharp et al. (2013) note questionable value, may contain terrestrial contamination in addition to inherent water soluble chlorine
99**	16	3	L/LL4 Bjurböle 1899	Tarter (1981)
270		1	L3.6 Khohar 1910	Greenland & Lovering (1965)
≥ 445			L3.6 Khohar 1910	Muenow et al. (1995) note release starts at 950C, not all Cl released by 1300C, lower limit.
81	4	3	L4 Saratov 1918	Tarter (1981)
110		1	L4 Saratov 1918	Vinogradov et al. (1960)
140		1	L5 Homestead 1875	Greenland & Lovering (1965)
243		1	L5 Homestead 1875	Tarter (1981)
132		1	L6 Alfianello 1883	Dreibus et al. (1979)
208		1	L6 Alfianello 1883	Tarter (1981)
100**		1	L6 Bruderheim 1960	Dreibus et al. (1979)
137**	14		L6 Bruderheim 1960	Ebihara et al. (1997)
67**		1	L6 Bruderheim 1960	Garrison et al. (2000)
101**	22	6	L6 Bruderheim 1960	Goles et al. (1967)
91**	12	1	L6 Bruderheim 1960	Kato et al. (2000)
[3.3]**	1.1	5	L6 Bruderheim 1960	Reed & Allen (1966), 1x 59 ppm omitted
71**	17	9	L6 Bruderheim 1960	Tarter (1981); 1x 221 ppm omitted
103**	12	3	L6 Bruderheim 1960	Von Gunten et al. (1965)
105		1	L6 Leedey 1943	Begemann (1964)
112		1	L6 Leedey 1943	Dreibus et al. (1979)
93	52	5	L6 Leedey 1943	Garrison et al. (2000)
105	81	10	L6 Leedey 1943	Tarter (1981)
111	11	3	L6 Leedey 1943	Von Gunten et al. (1965)
110		1	L6 Mocs 1860	Behne (1953)
95			L6 Mocs 1860	Dreibus et al. (1979)
70.5		2	L6 Mocs 1860	Goles et al. (1967)
220		1	L6 Mocs 1860	Greenland & Lovering (1965)
136	52	5	L6 Mocs 1860	Von Gunten et al. (1965)
LL Chondrite Falls				
131		1	LL3.6 Parnallee 1857	Quijano-Rico & Wänke (1969)
200		1	LL3.6 Parnallee 1857	Sharp et al. (2013)
130	18	3	LL3.6 Parnallee 1857	Tarter (1981)
230		1	LL5 Olivenza 1924	Greenland & Lovering (1965)
37	7	3	LL5 Olivenza 1924	Tarter (1981)
EH Chondrite Falls				
243		1	EH3 Parsa 1942	Garrison et al. (2000)
590		3	EH3 Qingzhen 1976	Grossman et al. (1985)
1000		1	EH3 Qingzhen 1976	Sharp et al. (2013)
560		1	EH4 Abee 1952	Dreibus et al. (1979)
587	74	3	EH4 Abee 1952	Garrison et al. (2000)
750	90	1	EH4 Abee 1952	Goles et al. (1967)
994			EH4 Abee 1952	Quijano-Rico & Wänke (1969)
[432]	10	1	EH4 Abee 1952	Reed & Allen (1966)
740			EH4 Abee 1952	Sharp et al. (2013)
524	34	4	EH4 Abee 1952	Tarter (1981)
530		1	EH4 Abee 1952	Von Gunten et al. (1965)

[84]	6	3	EH4 Indarch 1891	Clay et al. (2017)
400		1	EH4 Indarch 1891	Garrison et al. (2000)
570		1	EH4 Indarch 1891	Goles et al. (1967)
903	25	2	EH4 Indarch 1891	Greenland & Lovering (1965)
[675]	134	2	EH4 Indarch 1891	Reed & Allen (1966)
825	39	6	EH4 Indarch 1891	Tarter et al. (1980)
[51]	3	1	EH5 St. Marks 1903	Clay et al. (2017)
97		1	EH5 St. Marks 1903	Garrison et al. (2000)
210		1	EH5 St. Marks 1903	Greenland & Lovering (1965)
170	22	6	EH5 St. Marks 1903	Tarter (1981)
EL Chondrite Falls				
[14]	1	2	EL6 Daniel's Kuil 1868	Clay et al. (2017)
210		1	EL6 Eagle	Sharp et al. (2013)
297		1	EL6 Hvittis 1901	Garrison et al. (2000)
210, [78]		2	EL6 Hvittis 1901	Goles et al. (1967)
250		1	EL6 Hvittis 1901	Greenland & Lovering (1965)
234		1	EL6 Hvittis 1901	Quijano-Rico & Wänke (1969)
[323]			EL6 Hvittis 1901	Reed & Allen (1966)
222	31	2	EL6 Hvittis 1901	Von Gunten et al. (1965)
113		1	EL6 Khaipur 1873	Garrison et al. (2000)
230		1	EL6 Khaipur 1873	Greenland & Lovering (1965)
338	17	1	EL6 Neuschwanstein 2002	Zipfel et al. (2010)
70		1	EL6 Pillistfer 1863	Garrison et al. (2000)
160	15	1	EL6 Pillistfer 1863	Greenland & Lovering (1965)

Note. N = number of individual analyses. Values in [] excluded from averages, see text

* Only meteorite falls.

** Notes for some meteorites: Bjurböle fell into frozen lake. Bruderheim is known to be heterogeneous.

Murray is known to have lower volatiles (e.g., alkalis) than other CM; some samples only collected sometime after fall

Chlorine concentrations agree well in larger (> 50 mg) aliquots of larger homogenized samples in the CI-chondrite Orgueil (Table 6) analyzed with nuclear radiation techniques (e.g., Dreibus et al. 1979, Goles et al. 1967, Islam et al. 2011, Palme 2019). The values by Dreibus et al. (1979) with chemical separation agree within uncertainties to data from ion-chromatography (Menard et al. 2013, Magenheim et al. 1994, and Tarter 1980). There are larger variations among the three studies using the latter technique: Sharp et al. (2013) give a total of 970 ppm Cl for Orgueil in their text and from the structurally bound Cl given as 630 ppm and the water soluble of 340 ppm that could contain contamination. In their Table 3, Sharp et al. (2013) indicate a total of 950 ppm for Orgueil which could be questionable because of terrestrial contamination in addition to inherent water soluble chlorine. Assuming that 340 ppm (35% of total) is contamination, their lower limit of “true” Cl is $970 - 340 = 630$ ppm.

We have included the two wet-chemical analyses by Pisani (1864) and Cloëz (1864) that were done within weeks after the Orgueil meteorite fall. Chlorine can be reliably determined quantitatively by gravimetric methods and there is no obvious reason to exclude these results. The chlorine in Ivuna by Sharp et al. (2007) was described as a partial analysis and is therefore excluded. Palme & Zipfel (2021) has three Cl determinations for Ivuna, but we excluded one analysis with 35% uncertainty in his average of 663 ppm listed for Ivuna in Table 6. There is only one analyses for chlorine in Tonk with 25% uncertainty, which we did not include in the group mean. The weighted average (by number of studies per meteorite) from Alais, Ivuna and Orgueil gives 717 ± 110 ppm Cl where the uncertainty of the Orgueil averages is adopted to reflect the wide range in concentrations. This corresponds to $5270 (\pm 810)$ Cl atoms per 10^6 Si.

Table 6 Chlorine in CI-Chondrite Falls

Cl, ppm	1 σ	N	Reference; Note
			Alais 1806
[840]	576	30	Greshake et al. 1998; 50-micron-size samples
710		1	Palme & Zipfel (2021)
710		1	Average Alais
			Ivuna 1939
698	35	1	Burnett et al. (1989)
750		1	Dreibus et al. (1979)
705	112	2	Goles et al. (1967)
663	39	3	Palme & Zipfel (2021)
[278]	53	2	Reed & Allen (1966)
[290]			Sharp et al. (2007); partial analysis
704	36	4	Average Ivuna ^a
			Orgueil 1864
[115]	36	2	Clay et al. (2017)
730			Cloëz (1864)
678	122	4	Dreibus et al. (1979)
780	60	3	Goles et al. (1967)
[290]		1	Greenland & Lovering (1965)
[550]	310	31	Greshake et al. (1998); grand average of 50-micrometer samples
720		1	Grossman et al. (1985)
780	2	2	Islam et al. (2011)
679		1	Magenheim et al. (1994)
730		1	Menard et al. (2013)
600	74	7	Palme & Zipfel (2021)
760		1	Pisani (1864)
[210]		1	Reed & Allen (1966)
950		1	Sharp et al. (2013)
536	142	2	Tarter et al. (1980)
722	107	11	Average Orgueil ^a
			Tonk 1911
510	130	1	Palme & Zipfel (2021)

Note. N = number of individual analyses. Values in [] excluded from averages, see text. Reed & Allen (1966) are systematically low.

3.2.2. Bromine

Many more data for bromine are available than for chlorine. Bromine concentrations can be obtained routinely with instrumental neutron activation analysis (INAA) which requires no chemistry and provides reliable data for uncontaminated meteorite samples, provided losses are minimized from samples during irradiation (see above). Statistical uncertainties of Br analyses in bulk chondrites with INAA are often around 10% or below (Palme 2019). Results of Br analyses for rock standards are in Table 7, for chondrites in Table 8, and Table 9 gives available data for CI-chondrites. Rock standard values for Br in G-1 and W-1 by Reed & Allen (1966) and Reed & Jovanovic (1969) agree with recommended values within uncertainties. Their value for BCR-1 from a later study (Jovanovic & Reed 1975) is too high in comparison to others (Table 7). Chondrite values by Reed & Allen (1966) often fall toward the higher end of bromine values reported by others (Table 8). However, their Br values for CI-chondrites are at the low end of values (Table 9), just opposite to the trends seen comparing other chondrite groups. This behavior is also apparent in some of the other studies that use NAA; the CI- and CM chondrite results for Br are generally quite variable (Tables 8,9). Bromine values determined by Dreibus et al. (1979) for rock standards (Table 7) and ordinary chondrites (Table 8) agree, but their values for carbonaceous chondrites are systematically at the

lower end. This is another indication that carbonaceous chondrites are inherently difficult to analyze with NAA and subsequent chemical assay and/or pyrohydrolysis.

Table 7. Bromine in Rock Standards (ppm by mass) also Analyzed in Meteorite Studies, and Literature Survey

Br, ppm	1 σ	N	Reference
AGV-1 Andesite Rock Standard			
0.345		1	Dreibus et al. (1979)
0.380	0.05	1	Langenauer et al. 1992
[0.560]		1	Lieberman (1966)
0.32	0.17	7	Review: Gladney et al.1992
BCR-1 Columbia River Basalt Rock Standard			
0.046	0.002	2	Anders et al. 1971
0.077	0.004		Dreibus et al. (1979)
0.0558			Gros et al. (1976)
0.056	0.003		Hertogen et al. (1977)
[0.152]	0.023	2	Jovanovic & Reed (1975)
0.079	0.030	17	Keays et al. (1974)
0.060	0.033	5	Krähenbühl et al. (1973a)
0.092	0.02		Krähenbühl et al. (1973b)
0.070	0.02	1	Langenauer et al. (1992)
0.060			Laul et al. (1972a)
0.093	0.007	2	Laul et al. (1972b)
[0.18]		1	Lieberman (1966)
0.064		1	Treiman et al. (1986)
0.072	0.025	27	Review: Gladney et al. (1990)
G-1 Granite Rock Standard			
0.13	0.04	1	Reed & Allen (1966)
0.140	0.026	3	Review Gladney et al. (1991)
W-1 Diabase Rock Standard			
0.21		1	Dreibus et al. (1979)
0.41	0.13	2	Reed & Allen (1966)
0.15	0.03	1	Reed & Jovanovic (1969)
0.36	0.12	9	Review: Gladney et al. (1991)

Note. Values in [] are considered uncertain when compared to recommended values, see text.

Data from the Chicago laboratory in Table 7 for BCR-1 (references for Anders, Gros, Hertogen, Krähenbühl, Laul and coworkers) range from 0.046 – 0.093 ppm Br and could illustrate sample heterogeneity (unlikely for standard rocks) and/or analytical variations over time. In section 2, we discussed the potential problem of halogen losses. Bromine might be particularly susceptible to loss and/or incomplete capture during pyrohydrolysis and incomplete retention during assaying, as well as mobilization during sample irradiation, especially from carbonaceous chondrites of type CI and CM (see discussions in Krähenbühl et al. 1973a,b; Ebihara et al. 1982). This is also seen in the RNAA data from Dreibus et al. for CI- and CM chondrites in Table 8 and 9 which are systematically lower than the instrumental NAA data from the Mainz group (Wulf et al. 1995, Palme & Zipfel 2020). This problem seems to apply as well to the CI-data by Reed & Allen (1966) and we do not use these for computing CI-chondrite average values (Table 9). In contrast, Lieberman (1966) used NAA and his rock standard values for Br are higher than recommended values (Table 7). Carbonaceous chondrites analyzed by Lieberman & Ehmann (1967) often show higher Br than other authors, which might indicate calibration issues, however, they are not always higher for ordinary chondrites, Table 8. We therefore do not use their bromine value for the CI-chondrite Orgueil (Table 9).

We compare chondrite data for bromine determined by Clay et al. (2017) to other results in Table 8. Their value for the CM2 chondrite Murchison is within the range of other determinations that are on the low side and were excluded for various reasons. Several authors (e.g., Goles et al. 1967) commented on the generally lower alkali and halogen content of Murchison compared to other CM chondrites, which makes it difficult to gauge the reliability of the halogen data from comparing results from only this meteorite. Results for the CM2 chondrite Murray are also difficult to interpret and Murray is known to have low and variable halogen contents (e.g., Goles et al., 1967) which might be due to weathering because some of the Murray samples were only collected long after its fall.

Clay et al. found 0.397 ppm for Br in Allende (CV3) which is the lowest among the literature Br values in Table 8. A few ordinary chondrite falls were analyzed both by Clay et al. (2017) and Kallemeyn & Wasson (1981). Values by Clay et al. (2017) are essentially the same (Forest Vale H4), about 70% higher (Barwell L6) or about 80% lower (Bishunpur LL) than values by Kallemeyn & Wasson (1981); these could indicate natural sample variations. Kallemeyn & Wasson (1981) used radiochemical NAA, but their Br values are not as low as those reported by e.g., Krähenbühl et al. (1973b). The latter noted that their Br data could be artificially low (section 2). Kallemeyn & Wasson (1981) sealed samples individually for irradiation, and losses during irradiation might have been prevented. Further, procedures used for sample transfer for chemical processing must have minimized losses from carbonaceous chondrites that plagued earlier NAA studies.

Table 8. Bromine in Chondrite Falls (ppm by mass)*

Br, ppm	1 σ	N	Class, Meteorite, Year of Fall	Reference; Note
CM Chondrite Falls				
2.2			CM2 Cold Bokkeveld 1838	Filby & Ball (1965)
4.5	0.3	2	CM2 Cold Bokkeveld 1838	Kallemeyn & Wasson (1981)
[1.34]	0.75	2	CM2 Cold Bokkeveld 1838	Lieberman & Ehmann (1967)
1.83		1	CM2 Cold Bokkeveld 1838	Mittlefehldt (2002)
3.22	0.82	2	CM2 Mighei 1889	Goles & Anders (1962)
4.5		1	CM2 Mighei 1889	Kallemeyn & Wasson (1981)
[1.18]			CM2 Mighei 1889	Krähenbühl et al. (1973b)
2.32			CM2 Mighei 1889	Mittlefehldt (2002)
3.5	0.1	1	CM2 Mighei 1889	Reed & Allen (1966)
[0.971]	0.056	1	CM2 Murchison 1969	Clay et al. (2017)
[0.611]		1	CM2 Murchison 1969	Dreibus et al. (1979)
1.5	0.3	2	CM2 Murchison 1969	Ehmann et al. (1970)
[0.5]	0.06	1	CM2 Murchison 1969	Grady et al. (1987); uncert. value
3.6	1.4	2	CM2 Murchison 1969	Kallemeyn & Wasson (1981)
[0.42]			CM2 Murchison 1969	Krähenbühl et al. (1973b)
2.42			CM2 Murchison 1969	Wulf et al. (1995)
[0.123]**	0.011	2	CM2 Murray 1950	Clay et al. (2017)
[0.94]**			CM2 Murray 1950	Dreibus et al. (1979)
0.46**	0.29	2	CM2 Murray 1950	Goles et al. (1967)
1.33**	0.08	1	CM2 Murray 1950	Grady et al. 1987
0.7**		2	CM2 Murray 1950	Kallemeyn & Wasson (1981)
[0.53]**		1	CM2 Murray 1950	Krähenbühl et al. (1973b)
3.2		1	CM2 Nogoya 1879	Kallemeyn & Wasson (1981)
CO Chondrite Falls				
1.33		1	CO3 Felix 1900	Anders et al. (1976)
1.4		1	CO3 Felix 1900	Goles et al. (1967)
1.3	0.28	2	CO3 Felix 1900	Kallemeyn & Wasson (1981)
1.45		2	CO3 Lance 1872	Goles et al. (1967)
1.4		2	CO3 Lance 1872	Kallemeyn & Wasson (1981)
2.59	0.3	1	CO3 Lance 1872	Reed & Allen (1966)
1.5	(sic)	2	CO3 Ornans 1868	Kallemeyn & Wasson (1981)
[3.02]	0.33	2	CO3 Ornans 1868	Lieberman & Ehmann (1967)
4.45	0.33	2	CO3 Ornans 1868	Takahashi et al. (1978)
[0.82]		1	CO3 Warrenton 1877	Dreibus et al. (1979)
1.1		2	CO3 Warrenton 1877	Kallemeyn & Wasson (1981)

CV Chondrite Falls

1.48		1	CV3-ox. Allende 1969	Anders et al. (1975)
1.6		4	CV3-ox. Allende 1969	Bischoff et al. (1988)
1.5	0.2	2	CV3-ox. Allende 1969	Buchanan et al. (1997)
[0.397]	0.023	1	CV3-ox. Allende 1969	Clay et al. (2017)
[0.79]	0.04	1	CV3-ox. Allende 1969	Dreibus et al. (1979)
1.60	0.29	1	CV3-ox. Allende 1969	Ebihara et al. (1997)
1.5	0.4	2	CV3-ox. Allende 1969	Haas & Haskin (1991)
1.6	0.2	1	CV3-ox. Allende 1969	Izawa et al. (2010)
1.57	0.05	6	CV3-ox. Allende 1969	Kallemeyn & Wasson (1981)
1.58	0.10	11	CV3-ox. Allende 1969	Kallemeyn et al. (1989)
1.56	0.02	2	CV3-ox. Allende 1969	Kato et al. (2000)
1.16	0.16	6	CV3-ox. Allende 1969	Langenauer & Krähenbühl (1993)
1.5		1	CV3-ox. Allende 1969	Mittlefehldt et al. (1996)
1.57	0.15	4	CV3-ox. Allende 1969	Mittlefehldt (2002)
1.55		1	CV3-ox. Allende 1969	Morgan et al. (1985)
1.53		1	CV3-ox. Allende 1969	Müller (1987)
1.50	0.06	7	CV3-ox. Allende 1969	Ozaki & Ebihara (1987)
1.7		2	CV3-ox. Allende 1969	Rubin & Wasson (1987)
1.76	0.20	2	CV3-ox. Allende 1969	Wasson et al. (2013)
1.35	0.08	1	CV3-ox. Allende 1969	Wulf et al. (1995)
1.37		1	CV3-ox. Grosnaja 1861	Anders et al. (1976)
1.94		1	CV3-red. Mokoia 1908	Anders et al. (1976)
[4.77]		1	CV3-red. Mokoia 1908	Lieberman & Ehmman (1967)
0.81		1	CV3-red. Vigarano 1910	Anders et al. (1976)
0.85		1	CV3-red. Vigarano 1910	Dreibus et al. (1979)
0.9		1	CV3-red. Vigarano 1910	Kallemeyn & Wasson (1981)

CK Chondrite Falls

[0.54]		1	CK4 Karoonda 1930	Dreibus et al. (1979)
[1.87]		2	CK4 Karoonda 1930	Lieberman & Ehmman (1967)
1.5	0.2	1	CK4 Karoonda 1930	Reed & Allen (1966)

Ungrouped Carbonaceous Chondrites

2.8	0.2	1	C2-ungr. Tagish Lake 2000	Brown et al. (2000)
3.87		1	C2-ungr. Tagish Lake 2000	Dreibus et al. (2004)

H Chondrite Falls

0.19	0.07	2	H4 Forest Vale 1942	Clay et al. (2017)
0.20		1	H4 Forest Vale 1942	Kallemeyn et al. (1989)
0.36		1	H4 Kesen 1850	Dreibus et al. (1979)
0.40		1	H4 Kesen 1850	Kallemeyn et al. (1989)
< 0.7		1	H4 Kesen 1850	Takaoka et al. (1989)
0.16	0.03	3	H5 Allegan 1899	Reed & Allen (1966)
0.02		1	H5 Allegan 1899	Morgan et al. (1985)
0.083		1	H5 Pantar (light) 1938	Goles et al. (1967)
0.200	0.004	1	H5 Pantar (light) 1938	Reed & Allen (1966)
0.011		1	H5 Pantar (light) 1938	Turner (1965)
0.30		1	H5 Richardton 1918	Kallemeyn et al. (1989)
[0.20]		1	H5 Richardton 1918	Lieberman & Ehmman (1967)

L Chondrite Falls

0.59**		1	L/LL4 Bjurböle 1899	Dreibus et al. (1979)
0.50**		1	L/LL4 Bjurböle 1899	Kallemeyn et al. (1989)
0.16		1	L/LL4 Bjurböle 1899	Turner (1965)
2.60	0.57	2	L3.6 Khohar 1910	Kallemeyn et al. (1989)
5.57	2.12	2	L3.6 Khohar 1910	Keays et al. (1971)
2.04	0.14	2	L4 Fukotomi 1882	Keays et al. (1971)
4.14	0.80	4	L4 Fukotomi 1882	Takaoka et al. (1989)
0.47		1	L4 Saratov 1918	Hey (1966)
0.60		1	L4 Saratov 1918	Kallemeyn et al. (1989)
0.47		1	L4 Saratov 1918	Selivanov (1940)
1.10		1	L4Tennasilim 1872	Kallemeyn et al. (1989)
[1.05]	0.08	2	L4Tennasilim 1872	Keays et al. (1971)
0.18		1	L6 Alfianello 1883	Dreibus et al. (1979)
0.30		1	L6 Alfianello 1883	Kallemeyn et al. (1989)
0.42	0.08	1	L6 Barwell 1965	Clay et al. (2017)
0.25		1	L6 Barwell 1965	Kallemeyn et al. (1989)
0.20**		1	L6 Bruderheim 1960	Dreibus et al. (1979)
0.15**	0.03	6	L6 Bruderheim 1960	Goles et al. (1967)
1.35**	0.16	1	L6 Bruderheim 1960	Ebihara et al. (1997)
0.84**	0.13	1	L6 Bruderheim 1960	Kato et al. (2000)
0.17**	0.08	5	L6 Bruderheim 1960	Reed & Allen (1966)
0.106**	0.02	6	L6 Bruderheim 1960	Keays et al. (1971)

0.028**	0.003	2	L6 Bruderheim 1960	Lieberman & Ehmann (1966)
0.20**		1	L6 Bruderheim 1960	Merrihue (1966)
1.27**	0.42	2	L6 Bruderheim 1960	Wytttenbach et al. (1965)
0.10	0.04	2	L6 Harleton 1961	Reed & Allen (1966)
[0.29]		1	L6 Harleton 1961	Lieberman & Ehmann (1967)
1.00**		1	L6 Holbrook 1912	Filby & Ball (1965)
0.72**	0.16	2	L6 Holbrook 1912	Goles et al. (1967)
0.99**	0.06	5	L6 Holbrook 1912	Langenauer & Krähenbühl (1993)
1.50**	0.55	3	L6 Holbrook 1912	Reed & Allen (1966)
0.32		1	L6 Kunashak 1949	Lieberman & Ehmann (1967)
0.22		1	L6 Kunashak 1949	Wytttenbach et al. (1965)
0.19		1	L6 Leedey 1943	Dreibus et al. (1979)
0.10		1	L6 Leedey 1943	Kallemeyn et al. (1989)
0.27		1	L6 Mocs 1860	Dreibus et al. (1979)
0.03		1	L6 Mocs 1860	Goles et al. (1967)
[11.4]		1	L6 Mocs 1860	Behne (1953)
0.15	0.09	3	L6 Mocs 1860	Wytttenbach (1967)
0.05	0.02	2	L6 Mocs 1860	Wytttenbach et al. (1965)
0.02		1	L6 Peace River 1963	Goles et al. (1967)
0.16		2	L6 Peace River 1963	Lieberman & Ehmann (1967)
LL Chondrite Falls				
[0.12]		1	LL3 Bishunpur 1895	Clay et al. (2017)
0.70		1	LL3 Bishunpur 1895	Kallemeyn et al. (1989)
0.80		1	LL3 Ngawi 1883	Kallemeyn et al. (1989)
0.60		1	LL3 Semarkona 1940	Kallemeyn et al. (1989)
0.87			LL3.4 Chainpur 1907	Goles et al. (1967)
1.0			LL3.2 Krymka 1946	Kallemeyn et al. (1989)
1.98	0.24	2	LL3.2 Krymka 1946	Keays et al. (1971)
2.26		1	LL3.6 Parnalee 1857	Wytttenbach (1967)
1.0		2	LL4 Hamlet 1959	Kallemeyn et al. (1989)
1.85	0.4	2	LL4 Hamlet 1959	Keays et al. (1971)
[0.025]	0.009	3	LL5 Chelyabinsk 2013	Clay et al. (2017)
0.20		1	LL6 Dhurmsala 1860	Kallemeyn et al. (1989)
0.66		1	LL6 Dhurmsala 1860	Wytttenbach et al. (1965)
K Chondrite Falls				
[0.013]	0.001	2	K3 Kakangari 1890	Clay et al. (2017)
0.90		1	K3 Kakangari 1890	Weisberg et al. (1996)
EH Chondrite Falls				
3.0		1	EH3 Qingzhen 1979	Grossman et al. 1985
2.56		1	EH4 Abee 1952	Dreibus et al. (1979)
2.07		1	EH4 Abee 1952	Filby & Ball (1965)
3.34	0.03	1	EH4 Abee 1952	Goles et al. (1967)
3.63		1	EH4 Abee 1952	Hertogen et al. (1983)
1.75	0.22	2	EH4 Abee 1952	Lieberman & Ehmann (1967)
3.60		1	EH4 Abee 1952	Merrihue (1966)
3.50	0.05	1	EH4 Abee 1952	Reed & Allen (1966)
[0.327]	0.03	3	EH4 Indarch 1891	Clay et al. (2017)
4.80		1	EH4 Indarch 1891	Goles et al. (1967)
2.40	0.14	2	EH4 Indarch 1891	Kallemeyn & Wasson (1986)
6.50	0.30	1	EH4 Indarch 1891	Reed & Allen (1966)
[0.14]	0.02	1	EH5 St. Marks 1903	Clay et al. (2017)
0.6 – 1.3			EH5 St. Marks 1903	Kallemeyn & Wasson (1986)
EL Chondrite Falls				
[0.020]	0.002	2	EL6 Daniels's Kuil 1868	Clay et al. (2017)
0.54		1	EL6 Daniels's Kuil 1868	Hertogen et al. (1983)
0.95		1	EL6 Hvittis 1901	Goles et al. (1967)
0.88		1	EL6 Hvittis 1901	Hertogen et al. (1983)
0.80		2	EL6 Hvittis 1901	Kallemeyn & Wasson (1986)
1.50	0.10	1	EL6 Hvittis 1901	Reed & Allen (1966)
1.04		1	EL6 Hvittis 1901	Wytttenbach et al. (1965)
1.6	0.11	1	EL6 Neuschwanstein 2002	Zipfel et al. (2010)

*Only meteorite falls with more than one analyses for CI are listed.

** Notes for various meteorites: Bjurböle fell into frozen lake. Bruderheim is known to be heterogeneous. Holbrook samples were collected for 50+ years after fall, weathering is noted on some specimens. Murray is known to have lower volatiles than other CM; some samples were only collected long after its after fall.

The Br determinations in ordinary and enstatite chondrites are difficult to interpret. There are no obvious indications for systematic variations of results by different groups. Sample heterogeneity certainly is an issue for ordinary chondrites where halogens were scavenged into secondary phosphates (e.g., review by Brearley & Jones 2018).

Table 9 summarizes CI-chondrite bromine concentrations. Considering Orgueil first, we use values from seven studies mainly from RNAA by Ebihara et al. (1982), Goles et al. (1967), Grossman et al. (1985), Kallemeyn & Wasson (1981), Mittlefehldt (2002), Palme & Zipfel (2021), and Takahashi et al. (1978). We did not include the very recent data by Ebihara & Sekimoto (2019), but their results agree very well. We also included data by Burnett et al. (1989) from proton-induced X-ray emission (PIXE) spectroscopy which is sensitive to the outmost 30-microns of sample surfaces. Giving the same statistical weight to the nine studies, we obtain an average Br concentration of 3.34 ± 0.36 ppm for Orgueil.

Table 9 Bromine in CI-Chondrites

Br, ppm	1 σ	N	Reference
Alais 1806			
2.26		1	Ebihara et al. (1982)
2.4		2	Kallemeyn & Wasson (1981)
[0.93]		1	Krähenbühl et al. (1973b)
4.39	0.82	2	Palme & Zipfel (2021)
3.02	1.19	3	Average Alais
Ivuna 1939			
4.95	0.96	3	Burnett et al. (1989)
[3.91]	0.16	1	Dreibus et al. (1979)
5.05		1	Ebihara et al. (1982)
5.10		1	Goles et al. (1967)
[2.35]	0.18	3	Krähenbühl et al. (1973b)
5.68	1.13	3	Palme & Zipfel (2021)
[0.5; 11]			Reed & Allen (1966)
4.96	0.60	5	Average Ivuna
Orgueil 1864			
3.10	0.32	3	Burnett et al. (1989)
[0.189]	0.071	2	Clay et al. (2017)
[2.53]	0.2	4	Dreibus et al. (1979)
3.58	0.59	3	Ebihara et al. (1982)
3.58	0.29	3	Goles et al. (1967)
3.30		1	Grossman et al. (1985)
3.7	0.1	3	Kallemeyn & Wasson (1981)
[1.45]	0.11	3	Krähenbühl et al. (1973b)
[5.72]		1	Lieberman & Ehmann (1967)
3.08		1	Mittlefehldt et al. (2002)
2.68	0.54	8	Palme & Zipfel (2021)
[2.0]		1	Reed & Allen (1966)
3.67		1	Takahashi et al. 1978
3.34	0.34	9	Average Orgueil
Tonk 1911			
9.0	0.9	1	Palme & Zipfel (2021)

Note: Values in [] excluded from averages, see text.

Bromine concentrations in Alais from NAA show larger variations among different studies. There is also larger variance within individual studies and in part these variations may reflect not only analytical difficulties but also sample heterogeneity. It has been known for some time that bromine concentrations in Alais are lower and in Ivuna

are higher than in Orgueil. The single analyses for the Tonk chondrite with high bromine would indicate that Tonk and Ivuna are similar in this regard. Reed & Allen (1966) found 11 ppm Br in one Ivuna sample which is suspiciously high and most easily explained by contamination, but instances of halogen-rich samples might just reflect the upper end of the true distribution for sampling.

Kallemeyn & Wasson (1981) exclude their bromine value for Alais in the computation of the CI-chondrite mean, but we take the weighted average from Alais, Ivuna and Orgueil and obtain of 3.77 ± 0.90 ppm bromine, where the uncertainty is the standard deviation from the mean. This uncertainty well reflects the range among the three CI-chondrites and the spread seen among individual analyses. The concentration corresponds to (12.3 ± 2.9) Br per 10^6 silicon atoms. Anders & Ebihara (1982) and Anders & Grevesse (1989) suggest 3.56 ppm, derived from Br/In and Br/Cd abundance ratios in E4 and CV3 chondrites which presumably contain unfractionated volatile elements. We refrain from using the element ratios here because the In and Cd abundances are also plagued with uncertainties.

3.2.3. Iodine

Iodine analyses are very sparse and the few data for rock standards, chondrites, and CI-chondrites are in Tables 10-12. A comparison of rock standards (Table 10) is difficult because several groups analyzing meteorites did not analyze or report these standards (e.g., Clay et al. 2017, Goles et al. 1967). Dreibus et al. (1979) and Langenauer et al. (1992) used the same analytical techniques and the only value in common (for BCR-1) agrees well, but both are well below the recommended rock standard value of 180 ppb from Gladney et al. (1990). However, there are very few standard measurements for BCR-1 listed by Gladney et al. Values for other rock standards show no trends for systematically lower values; e.g., Dreibus et al. report higher values for the G-1 and W-1 standards than Gladney et al. (1991) recommended.

Table 10. Iodine in Rock Standards (ppm by mass) also Analyzed in Meteorite Studies, and Literature Survey

I, ppm	1 σ	N	Reference
AGV-1 Andesite Rock Standard			
0.24	0.04	2	Langenauer et al. (1992)
0.266	0.030	5	Review: Gladney et al.(1992)
BCR-1 Columbia River Basalt Rock Standard			
0.05	0.01	1	Dreibus et al. (1977,1979)
0.041	0.008	2	Langenauer et al. (1992)
0.18	0.008		Review: Gladney et al. (1990)
G-1 Granite Rock Standard			
0.07		1	Dreibus et al. (1979)
0.035		1	Review: Gladney et al. (1991)
W-1 Granite Rock Standard			
0.07		1	Dreibus et al. (1979)
0.054		2	Review: Gladney et al. (1991)

Iodine is prone to redistribution during aqueous alterations and metamorphism in meteorites. In ordinary chondrite iodine is associated with olivine, pyroxenes, metal, sulfides, and secondary phases such as apatite, sodalite, nepheline (e.g., Goswami et al. 1998; Brazzle et al. 1999; Lewis & Jones 2016; Ward et al. 2017), and in

enstatite chondrites iodine is apparently sequestered in enstatite crystals or as fine inclusions within enstatite (Kehm et al. 1994). Iodine in CI-chondrites was measured by Clay et al. (2017), Dreibus et al. (1979), Goles et al. (1967), and Reed & Allen (1966) (Table 12). Their results for other chondrites are given in Table 11 together with other studies. As described above, several iodine concentrations were obtained in studies for I-Xe dating from ^{128}Xe derived from irradiated samples, and more often (but not always) the iodine contents from these studies (e.g., Crabb et al. 1982, Hohenberg et al. 1981, Jordan et al. 1980, in Table 11) are lower than those measured by other means. Data by Clay et al. (2017) from ^{128}Xe measurements also appear systematically low for several meteorites (Table 11).

Table 11. Iodine in Chondrites (Falls Only)

I, ppm	1 σ	N	Class, Meteorite, Year of Fall	Reference; Note
CM Chondrite Falls				
0.31	0.06	1	CM2 Mighei 1889	Goles & Anders (1962)
0.48		1	CM2 Mighei 1889	Goles et al. (1967)
0.55	0.04	1	CM2 Mighei 1889	Reed & Allen (1966)
[0.065]	0.003	1	CM2 Murchison 1969	Clay et al. (2017)
0.19			CM2 Murchison 1969	Dreibus et al. (1979)
[0.014]**	0.002	2	CM2 Murray 1950	Clay et al. (2017)
0.66**		1	CM2 Murray 1950	Dreibus et al. (1979)
0.23**	0.08	3	CM2 Murray 1950	Goles & Anders 1962
0.3**		1	CM2 Murray 1950	Goles et al. (1967)
CO Chondrite Falls				
[0.058]		1	CO3 Lance 1872	Crabb et al. (1982)
0.17		1	CO3 Lance 1872	Goles et al. (1967)
0.11	0.01	11	CO3 Lance 1872	Reed & Allen (1966)
[0.062]		1	CO3 Warrenton 1877	Crabb et al. (1982)
0.11		1	CO3 Warrenton 1877	Dreibus et al. (1979)
CV Chondrite Falls				
[0.035]	0.001	3	CV3-ox. Allende 1969	Clay et al. (2017)
0.158			CV3-ox. Allende 1969	Crabb et al. (1982)
0.16	0.02		CV3-ox. Allende 1969	Dreibus et al. (1979)
0.16	0.02		CV3-ox. Allende 1969	Ebihara et al. (1986)
0.212	0.03		CV3-ox. Allende 1969	Ebihara et al. (1997)
0.120	0.003		CV3-ox. Allende 1969	Heumann & Weiss (1986)
0.205	0.05	2	CV3-ox. Allende 1969	Kato et al. (2000)
0.19	0.03	7	CV3-ox. Allende 1969	Langenauer & Krählenbühl (1993)
0.166	0.018	2	CV3-ox. Allende 1969	Ozaki & Ebihara (2007)
[>0.034]		1	CV3-red. Vigarano 1910	Crabb et al. (1982)
0.3		1	CV3-red. Vigarano 1910	Dreibus et al. (1979)
CK Chondrite Falls				
[0.019]		1	Karoonda 1930	Crabb et al. (1982)
0.52		1	Karoonda 1930	Dreibus et al. (1979)
H Chondrite Falls				
0.022	0.002	2	H4 Forest Vale 1942	Clay et al. (2017)
0.06			H4 Kesen 1850	Dreibus et al. (1979)
0.069	0.004	1	H4 Allegan 1899	Reed & Allen (1966)
0.063	0.004	1	H4 Beardsley 1929	Goles & Anders (1962)
0.024	0.011	2	H4 Gao-Guenie 1960	Heumann & Weiss (1986)
0.028	0.006	3	H5 Richardton 1918	Goles & Anders (1962)
0.023		1	H5 Richardton 1918	Merrihue (1966)
L Chondrite Falls				
>0.018		1	L/LL4 Bjurböle	Brazzle et al. (1999)
0.07**		1	L/LL4 Bjurböle	Dreibus et al. (1979)
>0.032**	0.0032	1	L/LL4 Bjurböle	Drozd & Podosek (1976)
>0.016**		1	L/LL4 Bjurböle	Hohenberg et al. (1981)
>0.024**		1	L/LL4 Bjurböle	Jordan et al. (1980)
0.016**	0.003	1	L/LL4 Bjurböle	Turner (1965)
0.023**	0.006	2	L6 Bruderheim 1960	Clark et al. (1967)
0.04**		1	L6 Bruderheim 1960	Dreibus et al. (1979)
0.005; 0.022**		2	L6 Bruderheim 1960	Goles & Anders (1962)
0.007**	0.001	2	L6 Bruderheim 1960	Goles et al. (1967)
0.024**	0.014	1	L6 Bruderheim 1960	Ebihara et al. (1997)
0.032**	0.012	1	L6 Bruderheim 1960	Kato et al. (2000)

0.0078**		1	L6 Bruderheim 1960	Merrihue (1966)
0.074; <0.45**		2	L6 Bruderheim 1960	Reed & Allen (1966)
0.016**	0.003	3	L6 Bruderheim 1960	Turner (1963)
0.104**	0.005	5	L6 Holbrook 1912	Langenauer & Krähenbühl (1993)
0.03**	0.002	1	L6 Holbrook 1912	Reed & Allen (1966)
0.08		1	L6 Mocs 1860	Dreibus et al. (1979)
0.05	0.03	1	L6 Mocs 1860	Goles & Anders (1962)
0.014	0.004	2	L6 Mocs 1860	Goles et al. (1967)
0.058	0.005	1	L6 Modoc 1905	Ebihara et al. (1986)
0.018	0.001	2	L6 Peace River 1963	Clark et al. (1967)
0.013		1	L6 Peace River 1963	Goles et al. (1967)
LL Chondrite Falls				
0.009	0.002	2	LL3 Bishunpur 1895	Clay et al. (2017)
0.20		1	LL3.4 Chainpur	Goles et al. (1967)
0.048	0.004	3	LL5 Chelyabinsk 2013	Clay et al. (2017)
0.13	0.03	1	LL6 Saint Severin 1966	Ebihara et al. (1986)
EH Chondrite Falls				
0.45		1	EH4 Abee 1952	Dreibus et al. (1979)
0.145	0.007	2	EH4 Abee 1952	Goles & Anders (1962)
0.3	0.08	1	EH4 Abee 1952	Merrihue (1966)
[<0.18]		1	EH4 Abee 1952	Reed & Allen (1966)
[0.062]	0.006	3	EH4 Indarch 1891	Clay et al. (2017)
0.21	0.05	3	EH4 Indarch 1891	Busfield et al. (2008)
0.45		1	EH4 Indarch 1891	Dreibus et al. (1979)
0.27	0.05	2	EH4 Indarch 1891	Goles & Anders (1962)
0.31		1	EH4 Indarch 1891	Goles et al. (1967)
[<0.18]		1	EH4 Indarch 1891	Reed & Allen (1966)
[0.011]	0.002	1	EH5 St. Marks 1903	Clay et al. (2017)
0.082	0.026	2	EH5 St. Marks 1903	Goles & Anders (1962)
EL Chondrite Falls				
0.0016	0.0002	2	EL6 Daniel's Kuil	Clay et al. (2017)
0.017-0.089		2	EL6 Hvittis 1901	Goles et al. (1967)
0.074	0.017	1	EL6 Hvittis 1901	Reed & Allen (1966)
0.061	0.013		EL6 Khaipur 1873	Busfield et al. (2008)
0.14	0.014	1	EL6 Neuschwanstein 2002	Zipfel et al. (2010)

Note: Values in [] excluded from averages, see text. ** Bjurböle fell into frozen lake. Bruderheim is known to be heterogeneous. Holbrook samples were collected for over 50 years after fall, weathering is noted on some specimens. Murray has lower volatiles than other CM; some samples were only collected long time after fall.

Table 12 summarizes the iodine contents for two CI-chondrites. For Ivuna, Goles et al. (1967) found a significantly large iodine content of 11 ppm, which they ascribe to possible contamination or sample heterogeneity. Data from Reed & Allen (1966) are lower than those of Dreibus et al. (1979), but comparison of the Reed & Allen data for other meteorites (Table 11) does not reveal systematically lower values.

Given the large differences in results, we computed the geometric mean for each meteorite and the straight mean as done for the other elements (where arithmetic and geometric average are essentially identical). This is a better approach to avoid skewing the average toward a higher value. The weighted average (as calculated for the other elements) for the CI-chondrites Ivuna (and Orgueil yield 0.77 ± 0.31 ppm for iodine. We adopt an uncertainty of 40% which reflects the large concentration differences between the two meteorites, and the individual studies of each meteorite. Without further measurements on well defined, representative samples the iodine abundance from CI-chondrites remains poorly known. Ebihara & Sekimoto (2019) found iodine abundances that are at the higher end and comparable to the values by Dreibus et al. (1979), however, several other meteorites analyzed by Ebihara & Sekimoto show anomalously large iodine concentration and reasons for this need to be understood first. However, it is unlikely that the iodine concentration would be up to a factor of ten less as suggested from the measurement by

Clay et al. (2017) for Orgueil or that it is a factor of ten higher as suggested by the measurement by Goles et al. (1967) for Ivuna. While the iodine value is uncertain within a factor of two, we discuss other evidence below that an iodine content of 0.77 ppm is a plausible estimate for CI-chondrites.

Table 12. Iodine in CI-Chondrites				
I ppm	1σ	N		
Ivuna 1939				
1.73	0.2	1		Dreibus et al. (1979)
[11.2]		1		Goles et al. (1967)
0.92	0.37	3		Reed & Allen (1966)
1.33	0.57	2		Arithmetic Average Ivuna
1.26	+0.71 -0.46	2		Geometric Average Ivuna
Orgueil 1864				
[0.057]	0.007	2		Clay et al. (2017)
0.56	0.12	3		Dreibus et al. (1979)
0.40		1		Goles et al. (1967)
0.23		2		Reed & Allen (1966)
0.40	0.17	3		Arithmetic Average Orgueil
0.37	+0.15 -0.10	3		Geometric Average Orgueil
Note. Values in [] excluded from averages, see text.				

3.3. Halogen Abundances in CI-Chondrites and comparison to other carbonaceous chondrites and nuclear systematics

Table 13 gives our recommended average CI-chondrite concentrations and abundances relative to $N(X) = 10^6$ Si atoms and on the logarithmic atomic scale $A(X)$ normalized to $\log N(H) = 12$. The linear scale relative to silicon is related to the log scales as $A(X/) = \log N(X) + 1.51$.

Table 13. Weighted Average Halogen Concentrations and Abundances in CI-Chondrites

	Concentration ppm by mass ($\pm 1\sigma$)	Number rel. Si= 10^6 atoms	$A(X) = 12 + \log(X/H)$ (meteoritic)
F	92±20	1270±270	4.61±0.09
Cl	717±110	5290±810	5.23±0.06
Br	3.77±0.90	12.3±2.9	2.60±0.09
I	0.77±0.31	1.59±0.64	1.71±0.15

Note: Average of the mean abundances of the individual CI-Chondrites (Tables 3, 6, 9, 12) were weighted by number of studies per CI-Chondrite to obtain the CI-chondrite group abundances. For iodine, see text.

We compare halogen abundances of CI-chondrites to other studies and to other carbonaceous chondrites in Figure 2. Overall, the CI-chondrites have the highest halogen/silicon ratios among the carbonaceous chondrites and it has been known for a long time that volatile elements in CI-chondrites have higher abundances (relative to silicon or some other refractory element) than in other carbonaceous chondrite groups (e.g., Wasson & Kallemeyn 1988, Palme et al. 2014).

Our fluorine values for CI- and CM-chondrites are higher than previous values which is mainly due to the incorporation of new measurements and not discarding the values by Greenland & Lovering because no good reason

exists to do so. Except for the values by Clay et al. (2017), chlorine values are comparable to the data by Wasson & Kallemeyn (1988) and Dreibus et al. (1979). Several measurements compare well to data by Kallemeyn & Wasson (1988) but the values by Dreibus et al. (1979) are systematically lower (which is why we did not include their Br data in our evaluation as described above). As for Cl, the Br data for CI-chondrites by Clay et al. (2017) are far too low, their average from the CM-chondrites Murray and Murchison is more consistent with other results, but their value for CV-chondrites is also quite low.

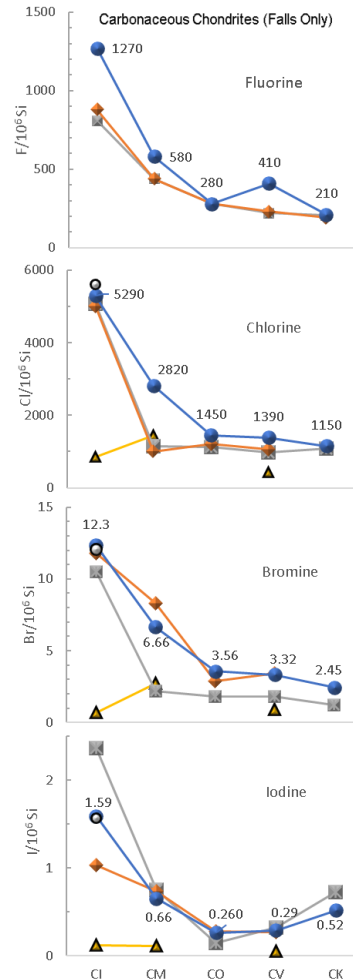


Figure 2. Average atomic abundances of F, Cl, Br, and I in different carbonaceous chondrite groups relative to 10^6 Silicon. Only data for meteorite falls were used. Large blue circles with numerical values: This work. Triangles: Clay et al. (2017). Grey squares: Dreibus et al. (1979). Open circle: Ebihara & Sekimoto (2019). Diamonds: Wasson & Kallemeyn (1988). For uncertainties, see Table 13.

Higher abundance ratios in CM-chondrites than in CI-chondrites by Clay et al. (2017) seem suspicious because other volatile elements are generally lower in CM chondrites (lower element/Si ratios) than in CI-chondrites indicating that there were problems in the study by Clay et al. (2017) as discussed above. The iodine abundances for carbonaceous chondrite groups by Clay et al. (2017) are up to ten times lower than reported by other groups. Our evaluated iodine abundance of $I/10^6 \text{ Si} = 1.58 \pm 0.64$ is between the values from Dreibus et al. (1979) and Wasson &

Kallemeyn (1988) and coincides with that of Ebihara & Sekimoto (2019). We did not plot the uncertainties in Figure 2 to avoid cluttering the graphs. But especially for iodine the CI-chondrite abundances are within the range of the values by Kallemeyn & Wasson (1988) and those of Dreibus et al. (1979), but the datum by Clay et al. (2017) is far below even within uncertainties (Figure 2). The smaller spread in iodine abundances for the other carbonaceous chondrite groups mainly reflects the small number of analyses, and the difficulties associated with the analyses of CI-chondrites described above.

One traditional test for elemental abundances is how they fit into the isotopic abundance distribution of the odd-numbered nuclides (see Figure 3, Suess 1947, Burnett et al. 1989). In order to plot the halogens, their terrestrial isotopic compositions were assumed; meteoritic isotopic compositions vary from terrestrial values at per-mil levels which does not affect the conclusions drawn from this plot. The halogen abundances fit well into the abundance distribution (although not too much can be gauged for F because the neighboring elemental and isotopic O and Ne abundances are relatively uncertain and still debated). Also shown in Figure 3 are the Cl, Br, and I values from Clay et al. (2017) which plot far below the smooth abundance distribution curve, indicating that their proposed halogen abundances are not representative for solar system abundances. Overall, much lower concentrations than currently accepted values for the halogens are not consistent with the general elemental and nuclide abundance systematics.

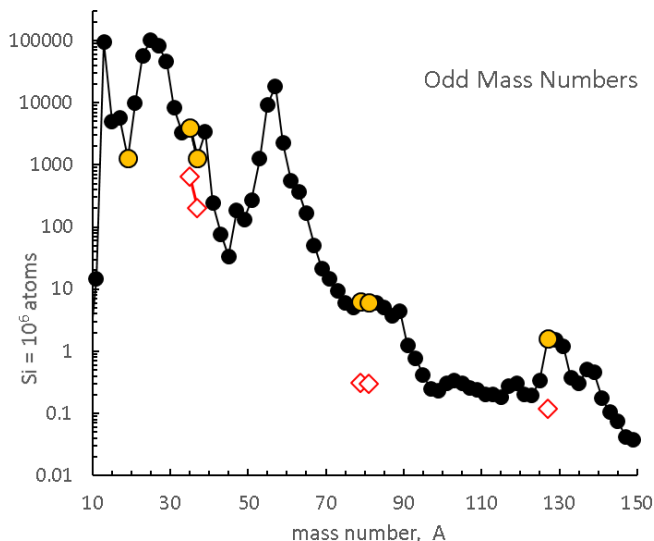


Figure 3: Abundances of the odd-numbered isotopes vs. mass number (normalized to Si = 10^6 atoms). Recommended halogen abundances are shown as lighter circles (orange in the color version). Values for Cl, Br, and I proposed by Clay et al. (2017; red open diamonds) are far below the smooth abundance curve.

4. Halogens in the Sun, Other Astronomical Environs, and Recommended Abundances

In this section we summarize some results for the halogens in the sun, asteroid Ryugu, comet 67P/Churyumov-Gerasimenko, other stars, the interstellar medium (ISM), HII regions, planetary nebulae (PNe), and supernova

remnants (SNRs). Many of the environments outside the solar system have relative elemental abundances close to solar system values if chemical fractionations and nucleosynthetic production mechanisms are considered, and generally our derived abundances for CI-chondrites compare well.

Fluorine and chlorine abundances in the sun are determined from sunspot data, for F: Hall & Noyes (1969). Maiorca et al. (2014); for Cl: Hall and Noyes (1972), Maas et al. (2016). These values are typically adopted in many solar abundance compilations (see Lodders (2020) for a comprehensive data summary on historical solar elemental abundance estimates).

4.1. Fluorine

Table 14 and Figure 4 summarize fluorine abundances, which are given as $A(F) = \log \epsilon(F) = 12 + \log (F/H)$. Fluorine abundances in the sun and stars in the solar neighborhood range from $4.2 \leq A(F) \leq 4.8$, and the meteoritic value is $A(F) = 4.61 \pm 0.09$. The CI-chondritic $F/10^6 \text{ Si}$ ratio was scaled to the H-based abundance scale by using the Si/H ratio of the photosphere. Note that previously the meteoritic value used to be smaller than the solar sunspot value while this situation is now reversed. The earlier F abundance from sun-spot spectra was about $A(F) = 4.56$ on the scale for $\log A(H) = 12$ (Hall & Noyes 1969). Maiorca et al. (2014) re-analyzed a 1982 sunspot spectrum for HF using updated molecular parameters and found a fluorine abundance of $A(F) = 4.40 \pm 0.25$, which Abia et al. (2015) confirmed. Another solar-system estimate for the fluorine abundance is from the HF/oxygen ratios observed in comet 67P/Churyumov-Gerasimenko, where O was derived from $H_2O + 2CO_2 + CO + 2 O_2$ (Dhooghe et al. 2017, Rubin et al. 2019). The uncertainties are large, but the nominal cometary F abundance is more consistent with CI-chondrites than sunspots. Selective volatilization of more volatile oxygen from ice would decrease the F/O ratio and F abundance observed in the comet.

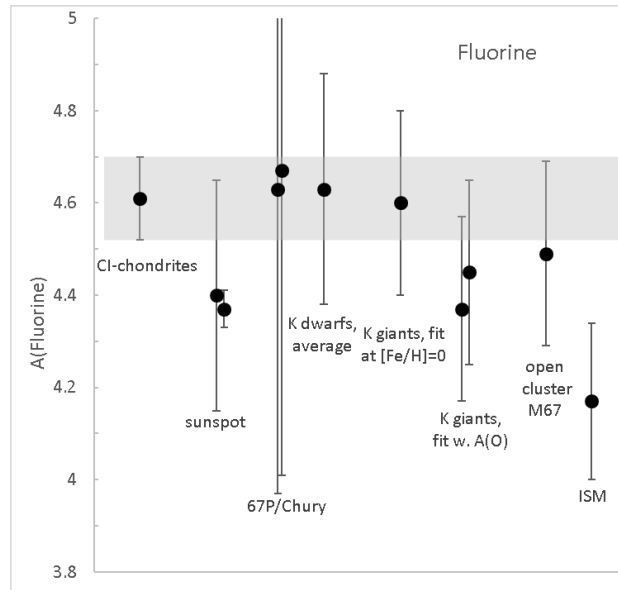


Figure 4. Fluorine abundances in CI-chondrites, sunspots and other objects as indicated. The shaded band is the range for CI-chondrites. For data sources see Table 14. If no uncertainties were given, an uncertainty of 0.2 dex was assumed.

Maiorca et al. (2014) also derived $A(\text{F})=4.49\pm 0.20$ for the solar-metallicity open cluster M67. Recio-Blanco et al (2012) determined fluorine abundances for nine main-sequence dwarf stars in the solar neighborhood. For six stars (excluding the BY Dra and RS CVn variables among them) with slightly sub-solar to solar metallicity ($-0.37 < [\text{Fe}/\text{H}] < -0.04$) the average is $A(\text{F}) = 4.60 \pm 0.13$, however, these results are superseded by analyses using updated excitation potentials for the HF feature.

The eight dwarf stars with $-0.12 < [\text{Fe}/\text{H}] < 0.26$ in the sample by Pilachowski & Pace (2015) using the new excitation potentials average to $A(\text{F}) = 4.73 \pm 0.30$; omitting LHS1453 with $A(\text{F}) = 5.1$ gives an average $A(\text{F})=4.63 \pm 0.25$. Two of their stars within 0.06 dex of solar metallicity have $A(\text{F}) = 4.68$; so all values are higher than the sunspot value and closer to the meteoritic value. Pilachowski & Pace (2015) fitted their sample of solar neighborhood thin disk giants to $[\text{F}/\text{Fe}] = -0.105[\text{Fe}/\text{H}] + 0.20$, suggesting “an average fluorine abundance of $[\text{F}/\text{Fe}] = +0.20$ ($\log \epsilon(\text{F}) = 4.6$) at the solar metallicity, somewhat higher than the Lodders et al. (2009) meteoritic abundance of $\log \epsilon(\text{F}) = 4.42$ or the new Maiorca et al. (2014) solar photospheric abundance of $\log \epsilon(\text{F}) = 4.40$.” Pilachowski & Pace (2015) suggested that “the Sun may be slightly deficient in fluorine compared to the solar neighborhood, but a firm conclusion awaits a self-consistent determination of stellar atmospheric parameters using infrared spectra.” Our revised CI-chondrite F-abundance is now more consistent with the K dwarfs and giants by Pilachowski & Pace (2015).

Table 14. Present Day Fluorine Abundances
 $A(\text{F}) = \log \epsilon(\text{F}) = 12 + \log (\text{F}/\text{H})$

	A(F)	\pm dex	Reference
Meteoritic	4.61	0.09	(1)
Meteoritic	4.44	0.22	(2)
Sunspot	(4.56) ^a		(3)
Sunspot	4.40	0.25	(4)
Sunspot	4.37	0.04	(5)
67P/Churyumov-Gerasimenko	4.63 ^b	0.66	(6)
(from F/O ratio)	4.67 ^c	0.66	
6 K dwarfs average	(4.60) ^a	0.13	(7)
7 K dwarfs average	4.63	0.25	(8)
Fit for K giants in solar neighborhood at $[\text{Fe}/\text{H}]=0$	4.60		(8)
A(F) vs. A(O) for K giants in solar neighborhood	4.37 ^b		(9)
	4.45 ^c		
Pre-mainsequence stars in Orion	(4.60) ^a	0.06	(10)
Open Cluster M67	4.49	0.2	(11)
Interstellar Medium	4.17 ^d	0.17	(12)

^aOlder excitation potential for HF feature is used, see Pilachowski & Pace (2015) for discussion.

^b for $A(\text{O})=8.69$ from Allende-Prieto et al. (2001)

^c for $A(\text{O}) = 8.73$, from Lodders et al. (2009)

^d ISM toward two stars in the Cet OB2 association; using H from Cartledge et al. (2006)

References - (1) This work; (2) Palme et al. 2014; (3) Hall & Noyes 1969; (4) Maiorca et al. 2014; (5) Abia et al 2015; (6) Dhooghe et al. 2017, Rubin et al. 2019; (7) Recio-Blanco et al 2012; (8) Pilachowski & Pace 2015; (9) Jönsson et al. 2017; (10) Cunha & Smith 2005; (11) Maiorca et al. 2014 ; (12) Federman et al. 2005, Snow et al. 2007

Jönsson et al. (2017) measured F in K-giants in the solar neighborhood and found a significant correlation of fluorine and oxygen abundances which is understood by updated galactic chemical evolution models considering contributions to the fluorine inventory by AGB stars and Wolf Rayet star winds and novae (see Spitoni et al. 2018). The fit by Jönsson et al. (2017) yields $A(\text{F}) = 4.37$ for $A(\text{O}) = 8.69$ from Allende-Prieto et al. (2001); and $A(\text{F}) = 4.45$ with $A(\text{O}) = 8.73$ from Lodders et al. (2009). Both values are more consistent with sunspot values but lower than the CI-chondritic F abundance, or the stellar values by Pilachowski & Pace (2015). The only F-values in Figure 4 which do not overlap with CI-chondrites is the ISM fluorine abundance by Federman et al. (2005) and Snow et al. (2007), indicating a fluorine depletion in the ISM.

4.2 Chlorine

Table 15 and Figure 5 summarize chlorine abundances. The CI-chondritic $\text{Cl}/10^6 \text{ Si}$ ratio was scaled to the H-based abundance scale by using the atomic Si/H ratio of the photosphere ($3.24\text{e-}5$). The same conversion was done for the chlorine concentration (776 ppm) for asteroid Ryugu measured by Yokoyama et al. (2022). The chlorine concentration found for asteroid Ryugu is very similar to the selected values of CI-chondrites here. Yokoyama et al. (2022) found that Ryugu has quite similar compositions of the elements as seen in CI-chondrites. Their finding of a high chlorine abundance strengthens the argument that the high chlorine concentration seen in CI-chondrites is real and not due to contamination of CI-chondrites as argued by one reviewer.

The solar photosphere offers no useful atomic lines to determine the chlorine abundances. Lambert et al. (1971) could only derive an upper limit of $A(\text{Cl}) < 5.5$ from a weak atomic line in the photospheric infrared spectrum. The cooler sunspot umbra allows the determination of the F and Cl abundances from their hydrogen halide rotation-vibration-spectra. Hall and Noyes (1972) found $A(\text{Cl}) = 5.5 \pm 0.3$. Maas et al. (2016) found $A(^{35}\text{Cl}) = 5.31 \pm 0.12$ from their best fit of a sunspot spectrum. Assuming the same (first order) ratio of $^{35}\text{Cl}/^{37}\text{Cl} = 3.127$ as found for Earth and meteorites, the total abundance from sunspots is $A(\text{Cl}) = 5.43 \pm 0.12$. Another direct chlorine measurement for the sun gives $A(\text{Cl}) = 5.75 \pm 0.26$ from X-ray spectra of highly ionized Cl in solar flares (Sylwester et al. 2011). Solar wind as measured from solar energetic particles (SEP) gives $A(\text{Cl}) = 5.70 \pm 0.15$ (Reames 2018) where uncertainties in the H-abundance and the fractionation between H and other elements with low ionization potentials also affects the results. The gas phase Cl/O ratios observed in comet 67P/Churyumov-Gerasimenko range from 2×10^{-4} to 5×10^{-4} with a weighted average $\text{Cl}/\text{O} = 1.19 \times 10^{-4}$ (Dhooghe et al. 2017, Rubin et al. 2019; note that their weighted average is lower than the range quoted in Table 3 of Dhooghe et al. 2017). The nominal abundances (with considerable uncertainties) are among the lowest values in Table 15 and Figure 5 and may suggest that chlorine was not fully outgassed in the comet.

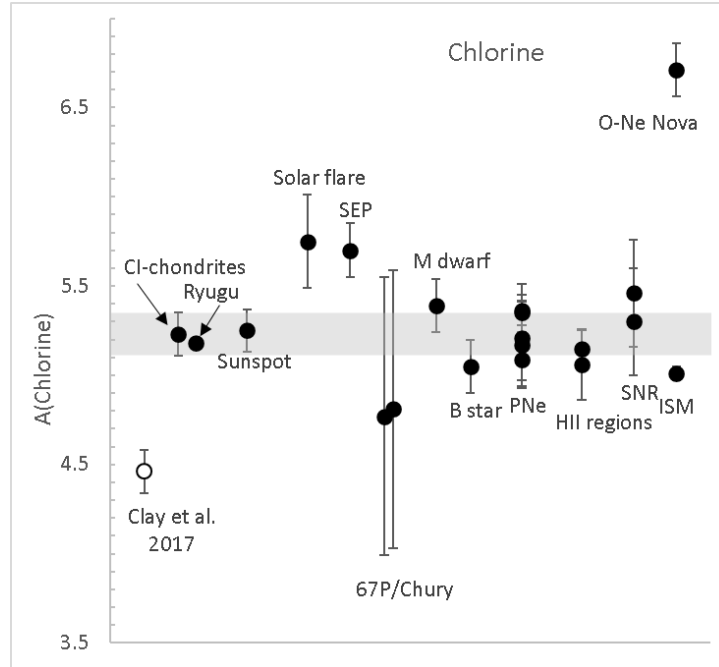


Figure 5. Chlorine abundances in CI-chondrites, sunspots, and other objects as indicated. The supernova remnant and comet values are re-scaled to the photospheric H abundance for comparison, see text. The shaded band is the range for CI-chondrites. For data sources see Table 15. If no uncertainties were given, an uncertainty of 0.15 dex was assumed.

The lowest Cl abundance shown in Figure 5 (open symbol) from the CI-chondrite measurement by Clay et al. (2017); clearly illustrate that their analyses have problems. A representative solar chlorine value should at least be in the same order of magnitude as that measured for the sun and other stars.

Maas et al. (2016) determined chlorine abundances in 15 cool K-M giant stars and one M-dwarf star from the ^{35}Cl -H rotation-vibration-lines in the L-band spectra. They could only obtain abundances for the more-abundant ^{35}Cl isotope, which is about three times more abundant than ^{37}Cl in the solar system. The M-dwarf star BD+68 946 (M3.5V) has solar metallicity $[\text{Fe}/\text{H}] = 0$, and $A(^{35}\text{Cl}) = 5.27$, which, assuming terrestrial isotopic composition, gives $A(\text{Cl}) = 5.39$, consistent with solar values within uncertainties.

Mass et al. (2016) included K and M giants with different metallicity and at different stages of evolution; several known S and Ba stars are included. The Ba and S stars became enriched in carbon (from triple-Helium-burning) and elements produced by the slow neutron-capture process (s-process) when these stars evolved to the AGB stage and experienced multiple “3rd dredge ups” that brought processed material to their stellar surfaces; or by mass transfer from an evolved companion (extrinsic Ba and S stars). If there were any contributions to the galactic chlorine budget from AGB nucleosynthesis one should expect Cl enrichments in these objects. The Ba stars measured by Maas et al. have similar ^{35}Cl abundances for given metallicity as normal M and K giants, and larger contribution from the s-process to the Cl abundance are unlikely. A similar conclusion is reached from observations of planetary nebulae

(descendants of AGB stars) which have similar relative abundances of Cl as other light elements not made by the s-process (e.g., Henry et al. 2004, Hyuang & Feibelman 2004, Madonna et al. 2017).

Table 15. Present Day Chlorine Abundances
 $A(\text{Cl}) = 12 + \log(\text{Cl}/\text{H})$

	A(Cl)	\pm dex	Reference
Meteoritic, CI-chondrites	5.23	0.06	(1)
Ryugu Asteroid (akin to CI chon.)	5.18	0.02	(2)
Photosphere	< 5.5		(3)
Sunspot	(5.5) ^a	0.3	(4)
Sunspot	5.25	0.12	(5)
Solar flare	5.75	0.26	(6)
Solar Energetic Particles	5.70	0.15	(7)
67P/Churyumov-Gerasimenko ^{b,c}	4.77 ^b	0.78	(8)
	4.81 ^c	0.78	
M Dwarf BD+68 0946	5.39		(9)
B star π Cet	5.05:	<i>uncert.</i>	(10)
Planetary Nebulae ^{b,c}	5.17 ^b	0.24	(11)
	5.21 ^c	0.24	
Planetary Nebula NGC 6803	5.36		(12)
Planetary Nebula NGC 5315	5.35	0.07	(13)
Planetary Nebulae at 8 kpc	5.09		(14)
HII Regions within 2 kpc of Sun	5.15	0.1	(15)
HII Regions at 8 kpc	5.06	0.2	(16)
Supernova Remnant ^{d,e}	5.46 ^d	0.3	(17)
	5.30 ^e	0.3	
Interstellar medium	5.01	0.04	(18)
Nova V1974 Cyg	6.71		(19)

^a Superseded by more recent analyses.

^b from C/O for A(O) = 8.69 from Allende-Prieto et al. (2001)

^c from Cl/O for A(O) = 8.73 from Lodders et al. (2009)

^d from Cl/S = 0.020 scaled to photospheric A(S) = 7.16 (Palme et al. 2014)

^e from Cl/Ar = 0.063 scaled to photospheric A(Ar) = 6.50 (Lodders 2008)

References - (1) This work; (2) Yokoyama et al. 2022; (3) Lambert 1971; (4) Hall & Noyes 1972; (5) Maas et al. 2016; (6) Sylwester et al. 2011; (7) Reames 2019; (8) Rubin et al. 2019, Dhooghe et al. 2017; (9) Mass et al. 2016; (10) Fossati et al. 2009; (11) Henry et al. (2004); (12) Hyung & Feibelman 2004; (13) Madonna et al. 2017; (14) Henry et al. 2004; (15) Rodriguez 1999; (16) Esteban et al. 2015; (17) Seitzzahl et al. 2012; (18) Moomey et al. 2012; (19) Arkhipova et al. 1997

Rodriguez (1999) found an average $A(\text{Cl}) = 5.15 \pm 0.10$ for Galactic HII regions within 2 kpc of the sun. The abundances from emission lines of highly ionized Cl in HII-regions shows an enrichment toward the Galactic Centre as a function of radial distance (Rg in kpc). Esteban et al. (2015) give the following fits from their observations for chlorine:

$$A(\text{Cl}) = 12 + \log(\text{Cl}/\text{H}) = 5.40(\pm 0.11) - 0.043(\pm 0.012) \times \text{Rg}$$

Adopting $\text{Rg} = 8$ kpc for the Sun gives $A(\text{Cl}) = 5.06$ for the solar neighborhood from measurements of HII regions (Esteban et al. 2015); using a similar relation for planetary nebulae from Henry et al. (2004) gives $A(\text{Cl}) = 5.09$, both lower than in sunspots and our recommended CI-chondritic chlorine values (Table 15). If these differences are not caused by uncertainties in the atomic parameters used in the analyses, the lower Cl abundances measured in the gas phases of the HII regions and PNe suggests a depletion of ionized Cl. This could be due to Cl depletion into grains, or that Cl occurs as NaCl gas and other halogen gases such as AlCl and KCl which have been

detected in circumstellar shells of AGB stars (Cernicharo & Guelin, 1987, Milam et al. 2007, Decin et al. 2018, de Beck & Olofsson 2018) and suggests that NaCl gas is a chlorine host in the ISM.

The Cl abundance determined in a supernova remnant by Seitzzahl et al. (2012) was calculated from the Cl/S and Cl/Ar ratios assuming photospheric S and Ar abundances because H is depleted in the SNR and the reported abundances relative to H are thus too high for comparison with solar values. We used S and Ar for scaling because chlorine isotopes are mainly produced together with major isotopes of the neighboring elements S and Ar. The two isotopes ^{35}Cl and ^{37}Cl are mainly produced during hydrostatic oxygen and neon burning in massive stars, or during explosive oxygen burning in core-collapse supernovae type SNII, and supernovae type Ia (e.g., Travaglio et al. 2004, Kobayashi et al. 2006, Nomoto et al. 2013; Maas et al. 2016 give a detailed discussion of Galactic chemical evolution for chlorine and its isotopes). Thus, the relative abundances of S, Cl, and Ar should be very similar in various astronomical environments unless chemical volatility fractionations, or physical fractionations due to electromagnetic plasma interactions affected observed abundances. The more refractory S than Cl can be depleted in the gas phase by condensation into sulfides; or elements with different ionization potentials can fractionate in solar or stellar plasma environments. Within uncertainties, the scaled SNR chlorine abundances in Figure 5 agree and are a little higher than the CI-chondritic value. The Cl/S ratio of the SNR yields a slightly higher Cl abundance which could indicate that some more refractory sulfur was lost into grains.

The other exception in Table 15 and Figure 5 is the higher Cl abundance for the O-Ne nova by Arkhipova et al. (1997). We did not re-scale the reported abundance to the photospheric H abundance as done for the SNR (rescaling with Cl/Ar and solar Ar would reduce the Cl abundance by 0.3 dex only and still leave it more than 1 dex above the sunspot value). This object has a Cl/Ar ratio about a factor of ten higher than the sun, PNe, and the SNR indicating a genuine Cl-enrichment. A relative enrichment of Cl in novae nucleosynthesis is plausible (see Jose et al. 2004), but more measurements on O-Ne novae need to confirm this.

4.3 Bromine and Iodine

There are only a few comparisons of the meteoritic Br abundance to other astronomical objects, and none for I. The CI-chondritic Br abundance scaled to photospheric hydrogen is $A(\text{Br}) = 12 + \log(\text{Br}/\text{H}) = 2.60 \pm 0.09$; and for iodine we obtain $A(\text{I}) = 12 + \log(\text{I}/\text{H}) = 1.71 \pm 0.15$. There are no Br abundance measurements for the Sun and other dwarf stars. The gas phase Br/O in comet 67P/Churyumov-Gerasimenko ranges from $(1-7) \times 10^{-6}$ with a weighted average $\text{Br}/\text{O} \sim 2.48(+4.46; -1.49) \times 10^{-6}$ (Dhooghe et al. 2017, Rubin et al. 2019). This corresponds to $A(\text{Br}) = 3.08 \pm 0.45$ using photospheric $A(\text{O}) = 8.69$, and 3.12 ± 0.45 for $A(\text{O}) = 8.73$. Within uncertainties, the meteoritic and cometary values overlap; however, the nominal cometary Br abundance is higher than the meteoritic value when both are scaled to the photospheric H abundance.

Madonna et al. (2017) analyzed lines of Br^{2+} in the planetary nebula NGC 5315 and derived an approximate Br abundance of $A(\text{Br}) = 3.53$ from a possibly blended line, and an upper limit $A(\text{Br}) < 2.43$ from another line. Future analyses are needed to obtain independent constraints on the Br and I abundances from stellar sources.

4.4 Halogen Abundance Recommendations: Meteoritic, Solar, and Solar System

Table 16 summarizes our recommended halogen abundances for CI-chondrites, solar, and the solar system. The two atomic abundance scales (see footnote Table 16) are linked via $A(X) = 1.51 + \log_{10} N(X)$ and relate to the present-day heavy element to hydrogen ratios in the upper solar atmosphere. Over the sun’s lifetime, element diffusion and settling from the outer convection zone decreased the element-to-hydrogen ratios. Therefore, a settling correction is made to obtain the element/hydrogen ratios that the sun had at its birth; these are the solar system or proto-solar abundances 4.567 Ga ago. The settling correction is usually assumed to be the same factor for elements heavier than helium, so there is no change in the elemental abundances on the atomic scale relative to silicon. The settling factor to increase the X/H ratios to protosolar values (or the constant for the log H = 12 scale) depends on solar models and constraints from helioseismology (e.g., Lodders 2003, 2020) and values range from 12-22% (0.05 – 0.088 dex). Here we use our currently preferred factor of 0.088 dex based on the models by Yang (2019) and obtain the solar system values from $A(X)_0 = 1.51 + \log_{10} N(X) + 0.088$. If another settling factor is preferred, the proto-solar values are easily computed from the present-day values.

Table 16. Recommended Abundances of the Halogens

	CI-Chondrites	Solar: CI-Chondrites		Solar: Sunspots		Solar System ^c	
	ppm by mass	N(X) ^a	A(X) ^b	N(X) ^a	A(X) ^b	N(X) ₀ ^a	A(X) ₀ ^b
F	92 ± 20	1270 ± 275	4.61 ± 0.09	780 ± 600	4.40 ± 0.25	1270 ± 275	4.70 ± 0.09
Cl	712 ± 110	5290 ± 810	5.23 ± 0.06	5500 ± 1750	5.25 ± 0.12	5290 ± 810	5.32 ± 0.06
Br	3.77 ± 0.90	12.3 ± 2.9	2.60 ± 0.09	-	-	12.3 ± 2.9	2.69 ± 0.09
I	0.77 ± 0.31	1.59 ± 0.64	1.71 ± 0.15	-	-	1.59 ± 0.64	1.80 ± 0.15

^a N(X) on a scale normalized to Si = 10⁶ atoms.

^b A(X) = 12 + log₁₀ (N(X)/N(H)).

^c Proto-solar values; a settling correction of 0.088dex was applied to the logarithmic abundance scale, see text.

The recent measurement by Yokoyama et al. (2022) of 776± ppm chlorine (corresponding to A(Cl) = 5.18±0.02) in the returned samples from the CI-chondrite-like asteroid Ryugu is quite similar to our recommended value derived from CI chondrites in original submission of our paper. The higher chlorine concentration in Ryugu supports our notion that the high chlorine concentrations in CI chondrites measured since 1864 are intrinsic and not due to terrestrial contamination (see section 4.2). We note that there are no measurements for F, Br and I yet for Ryugu as the time of writing, and that further measurements on Ryugu and meteorite samples are required to obtain a better handle on the halogen abundances.

5. Condensation Temperatures of the Halogens

Halogen condensation temperatures are more variable than those of many elements because of uncertainties in halogen elemental abundances and thermodynamic data for possible halogen-bearing condensates. The condensation temperatures of the heavier halogens are relatively low and kinetic effects can become important if solid-gas reactions are involved. Diffusion in solid phases can become sluggish and equilibrium may not be attained during the time where nebular gas could react with preexisting condensates. We describe kinetic effects later in this section.

Over time updates in elemental abundances and/or thermodynamic data have led to improvements for the condensation calculations but uncertainties remain. For example, three different sets of thermodynamic data are available for the chlorine-bearing mineral sodalite (Wellman 1969, Komada et al 1995, Schliesser et al. 2017) and further work is needed to determine the “correct” thermodynamic properties of sodalite ($\text{Na}_4[\text{Al}_3\text{Si}_3\text{O}_{12}]\text{Cl}$). Condensation computations for one or more halogens were done by our group for F, Cl, Br (Fegley and Lewis 1980), F, Cl, Br, I (Lodders 2003), F, Cl, Br (Fegley and Schaefer 2010), and F, Cl, Br, I (Fegley and Lodders 2018), which presents the preliminary results of this work. Other halogen condensation calculations in the literature are for F (Wai and Wasson 1977), Cl (Sharp et al. 1989), and F, Cl, Br, I (Wood et al. 2019). However, the latter group used the Clay et al. (2017) halogen abundances, which are too low as discussed earlier.

Lodders (2003) describes the CONDOR code, computational methods and thermodynamic data sources in more detail than presented here. The condensation temperature of a pure mineral is the temperature at which the thermodynamic activity of the mineral is unity. The code computes thermodynamic activities iteratively subject to mass balance and mass action, i.e., equilibrium constant $K_{\text{eq}} = \exp(-\Delta G^\circ/RT)$, constraints. The 50% condensation temperature of an element (mineral) that dissolves in a more abundant host phase depends upon the activity of the element (mineral) in the solution and the relevant activity coefficient ($\gamma = 1$ if ideal, $\gamma \neq 1$ if nonideal) because the mole fraction of the dissolved element (mineral) equals activity/activity coefficient. Abundance of the host phase times the mole fraction of the dissolved element (mineral) gives the fractional abundance of the element (mineral) condensed.

The differences between our present and earlier work are from the different solar abundances and different thermodynamic data used in the calculations. The present work used updated thermodynamic data compilations, which postdate Fegley and Lewis (1980), e.g. the 4th edition of the JANAF Tables (Chase 1998), Robie and Hemingway (1995). We use more recent papers giving updated thermodynamic properties for apatites, calcium phosphates, sodalite, schreibersite (Fe_3P), several P- and S-bearing gases, and the OH gas dissociation energy (Cruz et al. 2005, Dachs et al. 2010, Drouet 2015, Komada et al. 1995, Lodders 1999a, 2004, Ruscic et al 2014, Schliesser et al. 2017, Zaitsev et al. 1995). Some incorrect data are in all editions of the JANAF Tables and we make corrections where necessary, e.g. the OH dissociation energy, and data for several P- and S-bearing gases (Lodders 1999a, 2004, Ruscic et al. 2014).

5.1. Recommended halogen and phosphorus condensation temperatures

Our recommended 50% equilibrium condensation temperatures at 10^{-4} bars total pressure in the solar nebula are 1264 K for phosphorus in schreibersite ($\text{Fe,Ni}_3\text{P}$), 713 K for fluorine in fluorapatite $\text{Ca}_5(\text{PO}_4)_3\text{F}$, 427 K for chlorine in halite NaCl , 392 K for bromine in sodium bromide NaBr , and 312 K for iodine in sodium iodide (Table 17). We discuss possible kinetic inhibition of apatite and sodalite condensation in sections 5.2 and 5.3. Our recommended values for solar abundances and 50% equilibrium condensation temperatures for F, Cl, Br and I agree better with the lithophile volatility trend for chondrites and Earth than previously (see Fegley et al. 2020).

5.2. Fluorine and chlorine condensation chemistry

Fluorapatite starts condensing at 717 K and remains stable to 298 K where we stopped calculations. Chlorapatite $\text{Ca}_5(\text{PO}_4)_3\text{Cl}$ starts condensing at 648 K and forms via oxidation of schreibersite. Chlorapatite stops forming at 632 K because its formation consumes all available phosphorus in schreibersite. Chlorapatite remains stable to 298 K. Chlorine remains in the gas (as mainly $\text{HCl} + \text{NaCl}$) until 430 K where halite NaCl starts forming. Halite is present from 430 - 408 K where sodalite becomes stable. Sodalite is stable from 408 - 369 K where halite again becomes stable to 298 K. Table 17 summarizes this set of reactions and those for Br and I discussed below.

Fegley and Schaefer (2010) described the mass-balance involved with F and Cl condensation. We go through their arguments using the updated halogen abundances derived earlier in this work. Fluorine is the least abundant element in fluorapatite and its abundance limits that of fluorapatite. Fluorapatite has a 3:1 ratio of P to F atoms and the CI-chondritic P:F atomic ratio is 8350:1270. The complete condensation of fluorine into fluorapatite consumes about 46% of total phosphorus leaving 54% of total phosphorus for chlorapatite formation. But the remaining amount of phosphorus is insufficient to condense all chlorine into chlorapatite, which has a 3:1 atomic ratio of P to Cl atoms. After fluorine condensation and before chlorine condensation, the remaining P: Cl atomic ratio is 4540:5290 and the maximum amount of Cl that can condense into Cl-apatite is $4540/3 = 1513$ atoms (29% of total chlorine). The residual chlorine condenses as halite NaCl , which appears at 430 K, and the chlorine 50% condensation temperature is 427 K with 29% of chlorine in chlorapatite and 21% in halite.

Table 17. Equilibrium Halogen Condensation Temperatures at 10^{-4} bar from Solar Gas^a

	T_c start	Condensate	50% T_c	Notes
F	717	$\text{Ca}_5(\text{PO}_4)_3\text{F}$, Fluorapatite	713	HF is major F gas
Cl	648	$\text{Ca}_5(\text{PO}_4)_3\text{Cl}$, Chlorapatite		29% of Cl in Cl-apatite, mass balance
	430	NaCl , Halite	427	NaCl 430-408 K
	408	$\text{Na}_4(\text{AlSi}_3\text{O}_{13})_2\text{Cl}_2$, Sodalite		Sodalite 408-369 K
	369	NaCl , Halite		Halite stable again 369-300 K
Br ^b	397	NaBr ^b	392	HBr is major Br gas
I ^c	321	NaI ^c	312	HI is major I gas

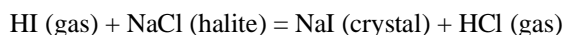
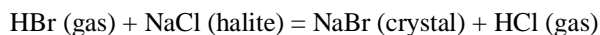
^a Solar abundances from Table 1.2 of Lodders & Fegley (2011) and the halogen abundances recommended in this work.

^b For pure NaBr ; activity coefficient for NaBr in NaCl ~ 3.5 in 430 – 400 K range, 50% of bromine condensed at 430 K in NaCl .

^c For pure NaI ; activity coefficient for NaI in NaCl $\sim 370 - 760$ in 430 – 380 K range; 50% of iodine is condensed at 381 K in NaCl .

5.3. Bromine and iodine condensation chemistry

Bromine remains in the gas as HBr until sodium bromide condenses at 397 K. Iodine remains in the gas as HI until sodium iodide condenses at 321 K. Bromine and iodine condensation are slightly different for fast and slow cooling of nebular gas (cf. Larimer and Anders 1967). Rapid cooling gives pure NaBr and NaI and one can imagine reactions such as those below taking place.



The HCl expelled into the gas could condense as NH_4Cl and/or $\text{HCl} \cdot 3\text{H}_2\text{O}$ at lower temperature (Fegley and Lewis 1980, Zolotov and Mironenko 2007). Ammonium chloride was observed in the Orgueil CI-chondrite shortly after its fall (Cloëz 1864, Pisani 1864). More recently, Poch et al (2020) observed ammonium salts, possibly including ammonium halides, on comet 67P/Churyumov-Gerasimenko.

Slow cooling allows solid state diffusion and then NaBr and NaI may form solid solutions with halite. These solid solutions are energetically unfavorable because bromide (1.96 Å radius) and iodide (2.20 Å radius) ions are larger than chloride ions (1.81 Å radius). The activity coefficients for NaBr or NaI dissolution in NaCl are ~3.5 in the 430 - 400 K range for NaBr and ~370 - 760 in the 430 - 380 K range for NaI (Sangster and Pelton 1987). Formation of the solid solutions increases the 50% condensation temperatures to 430 K for bromine and 381 K for iodine. Condensation of NH_4Cl and/or $\text{HCl} \cdot 3\text{H}_2\text{O}$ could also occur if NaBr-NaCl and NaI-NaCl solid solutions formed.

Fegley and Lewis (1980) found bromine condensed as pure bromapatite $\text{Ca}_5(\text{PO}_4)_3\text{Br}$ at about 350 K on the solar nebula adiabat using the standard Gibbs energy of formation $\Delta_f G^\circ$ at 298 K from Duff (1972) and estimated entropy and heat capacity data. However, the standard enthalpy of formation $\Delta_f H^\circ$ at 298 K measured by Cruz et al (2005) makes bromapatite much less stable. But the absolute entropy at 298 K and heat capacity of bromapatite are unknown. These data are needed for accurate assessment of bromapatite stability. There are no measured entropy, heat capacity, $\Delta_f H^\circ$ or $\Delta_f G^\circ$ data for iodapatite $\text{Ca}_5(\text{PO}_4)_3\text{I}$ and its stability cannot be computed accurately. We think its formation is unlikely because of the high volatility of iodine in solar nebula gas and the probable low temperatures required for its formation. In absence of complete thermodynamic data for Br- and I-apatite, Lodders (2003) assumed substitutions of the Ca-fluoride and Ca-chloride component in apatite by the respective Ca-bromide and iodides. This gave 50% condensation temperatures of ~546 K (Br) and 535 (I). Condensation calculations for ideal dissolution of FeBr_2 or FeI_2 into troilite FeS gave negligible amounts of either compound.

5.4. Gas-solid reactions involved in halogen condensation

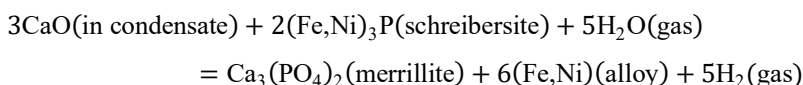
In the following sections we discuss specific gas - solid reactions that may be involved in halogen condensation. Fluorine and chlorine condense via reaction of preexisting condensates with nebular gas at lower temperatures. As seen below the net chemical reactions are complicated and involve several different condensates that must equilibrate with one another. It is uncertain whether the condensation reactions reach equilibrium during the lifetime of the solar nebula, but quantitative consideration of this question is beyond the scope of this paper. There are also differences in detail between the predicted and observed composition of apatite in chondrites that lead us to question the canonical condensation sequence for halogens.

We emphasize our discussion of specific reactions is for pedagogical purposes only. Chemical equilibrium codes – unlike chemical kinetic codes – do *not* require calculations based upon specific reactions because the Gibbs free energy is a state variable and is path independent.

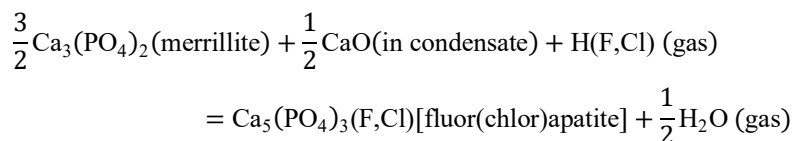
5.5. Fluorine and chlorine condensation into fluor- and chlorapatite

Fluor- and chlorapatite contain calcium and phosphorus, which are completely condensed hundreds of degrees higher than fluor- or chlorapatite become stable. Furthermore, calcium is more refractory than phosphorus (50% condensation temperatures at 10^{-4} bars total pressure of 1517 K for Ca and 1265 K for P) and initially condenses as minerals such as hibonite ($\text{CaAl}_{12}\text{O}_{19}$), and gehlenite ($\text{Ca}_2\text{Al}_2\text{SiO}_7$), which occur in Ca, Al-rich inclusions (CAI) in meteorites (Lodders 2003). Phosphorus condenses into an iron, nickel phosphide called schreibersite $(\text{Fe,Ni})_3\text{P}$, a common meteoritic mineral. The good fit of the phosphorus 50% condensation temperature on the volatility trend for CM and CV chondrites and the rapid corrosion of α -Fe metal by phosphorus vapor suggest P condensation into schreibersite reached chemical equilibrium (Fegley et al. 2020, Sasaki and Ueda 1972). The formation of $(\text{Fe,Ni})_3\text{P}$ by corrosion of (Fe,Ni) alloy by P_2 , PO, PS, P, and PH in the solar nebula (Fegley and Schaefer 2010) involves a volume change of about 30% per mole schreibersite formed. This large ΔV is likely to crack phosphide layers on metal, exposing fresh metal to gas, and give faster reaction than suggested by diffusion-controlled kinetics.

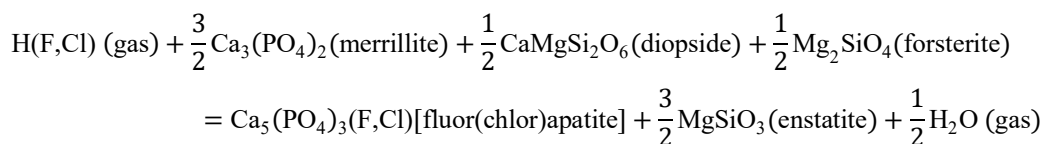
Fluorapatite condensation involves oxidation of $(\text{Fe,Ni})_3\text{P}$, which may involve the intermediate formation of the H-free phosphate merrillite $\text{Ca}_9\text{Na}(\text{Mg, Fe}^{2+})(\text{PO}_4)_7$, depending on the poorly known sequence of thermodynamic stability of merrillite and whitlockite. The mineral name whitlockite is now reserved for the hydrous phosphate, $\text{Ca}_9\text{Mg}(\text{PO}_4)_6(\text{PO}_4\text{H})$ which is not common to chondrites; however, merrillite and whitlockite are still used interchangeably in the cosmochemical literature. Merrillite and apatite often occur in association with olivine, pyroxenes, feldspar, metal and sulfides in ordinary chondrites (see Lewis and Jones 2016 for a detailed study), and like apatite, merrillite requires a calcium source for its formation. This source could be one or more refractory minerals which we denote as “CaO (in condensate)”. Following prior work, we use the simplified formula $\text{Ca}_3(\text{PO}_4)_2$ for the phosphate (Wai and Wasson 1977, Sears 1978, Fegley and Lewis 1980). Possible exemplary reactions for fluorapatite formation from pre-existing phosphide via phosphate formation include the sequence



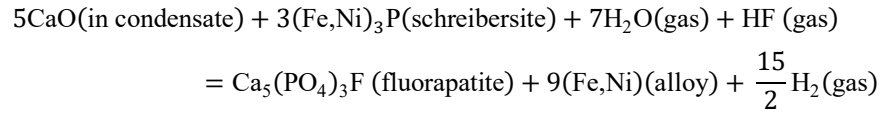
followed by:



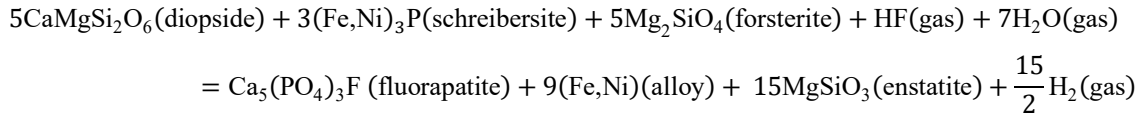
These reactions involve either HF (forming fluorapatite) or HCl (forming chlorapatite), which we abbreviate as H(F,Cl). Wai and Wasson (1977) discussed another possible reaction,



Fegley and Schaefer (2010) found that fluorapatite forms at 710 K from schreibersite; our calculations with updated elemental abundances and thermodynamic data revise this to 717 K (Table 17). Examples of net thermochemical reactions for apatite formation directly from schreibersite are:



Or



All these reactions involve several minerals and solid-state diffusion of elements between the different minerals. Chemical kinetic modeling of apatite formation reactions is beyond the scope of this paper. Volume diffusion of Ca, Fe, Na, P, and other cations is likely to be slower than either grain boundary and surface diffusion at the calculated equilibrium temperatures for apatite (and sodalite) formation, and all diffusion pathways may be too slow to be important on solar nebula timescales (e.g., see Hofmann et al 1974, Freer 1981). But in the absence of experimental studies of the proposed reactions, we cannot say more about diffusion. The good agreement of the 50% condensation temperature for fluorine with the volatility trend for chondrites and Earth suggests an alternative reaction such as HF corrosion of silicate minerals and/or metal alloy giving metal fluorides (MgF_2 , CaF_2 , FeF_2) plus water vapor may be responsible for fluorine condensation. One possible schematic reaction is

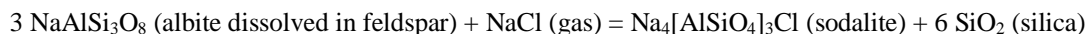


Subsequent metamorphic reactions on meteorite parent bodies may have formed F-bearing apatites. We think the absence of halogen-bearing apatite minerals in the lowest metamorphic grade chondrites and the presence of halogen-bearing apatite minerals in higher metamorphic grade chondrites tells us that meteoritic apatite formed on parent bodies (see section 5.3).

5.2.2 Sodalite

Chlorine is part of the mineral sodalite, $\text{Na}_4[\text{Al}_3\text{Si}_3\text{O}_{12}]\text{Cl} = "3\text{NaAlSiO}_4 \cdot \text{NaCl}"$. Fegley & Lewis (1980) and Lodders (2003) used thermodynamic data from Wellman (1969) for sodalite condensation calculations. Fegley & Lewis (1980) found sodalite condensed at 895 K and chlorine was 50% condensed in sodalite at 873 K along an adiabatic P, T profile for the solar nebula (Lewis 1974). Lodders (2003) calculated sodalite condensed at 954 K and 50% of Cl condensed at 948 K into sodalite at 10^{-4} bar total pressure (cf. Fegley & Schaefer 2010).

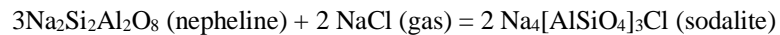
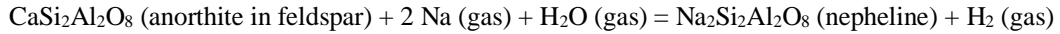
Use of the new data shows sodalite is less stable than calculated previously (Fegley & Lewis 1980, Lodders 2003), and it is not the first Cl-bearing condensate from a solar composition gas at 10^{-4} bar total pressure. The formation of sodalite involves chlorination of high-temperature condensates such as feldspar and nepheline, and occurs via the reaction (Ikeda & Kimura 1996, Kimura & Ikeda 1995)



Pure silica does not form but the coexistence of enstatite (MgSiO_3) and forsterite (Mg_2SiO_4) regulates the silica thermodynamic activity via the reaction (Carmichael et al. 1970),



Another possible set of sodalite - forming reactions is



Other net thermochemical reactions with HCl (gas) are possible. Ikeda & Kimura (1996) experimentally studied sodalite-forming reactions to study alkali and chlorine uptake by chondrules of the Allende CV3 chondrite.

5.3 Possible kinetic inhibition of apatite and sodalite formation

As described in section 2, halogen host phases in meteorites are alkali halide salts, fluor- and chlorapatite, and sodalite as noted above. However, the reactions involved in apatite and sodalite formation are complex and involve diffusion of several cations and anions among different minerals. The necessity to bring all solid phases together for apatite (or sodalite) formation is more plausible to occur on the meteorite parent body than in the solar nebula itself. For example, during thermal metamorphism on a meteorite parent body, liquid water (instead of water vapor) can transport halogens.

Thermal metamorphism and aqueous alteration on meteorite parent bodies caused re-distribution of the halogens from their primary condensates into the secondary mineral host phases observed in meteorites. The most important secondary phases are apatite and sodalite (see Brearley & Jones 2018). A good example is the study by Miura et al (2014), who measured noble gases in Allende (CV3) chondrules and found correlated enrichments in noble gases produced from halogens by neutron-capture reactions (^{36}Ar from ^{35}Cl , ^{80}Kr from ^{79}Br , ^{82}Kr from ^{81}Br , and ^{128}Xe from ^{127}I , similar to the reactions used for halogen analyses described in section 2) on the meteorite parent asteroid. This occurred after chondrules had experienced dry alteration leading to nepheline and sodalite formation, see also Kimura & Ikeda (1995). Thus, secondary sodalite is the major host for chlorine, and apparently also for Br and iodine. This is similar to the halogen-bearing apatite, which is not a primary nebular condensate or circumstellar phase but instead a phase produced during thermal metamorphism in chondrites (e.g., Anders 1988, Lewis & Jones 2016, Brearley & Jones 2018, Ward et al. 2017). Indicators for a secondary origin of apatite and other phosphates are the increasing occurrence of apatite in chondrites with metamorphic equilibration grade (apatite is quite rare in unequilibrated ordinary chondrites (see Lewis & Jones 2016; Brearley & Jones 2018), and its rare earth element (REE) concentrations (e.g., Ward et al. 2017). The REE condense into perovskite and/or hibonite in CAIs (Kornacki & Fegley 1986). However, phosphate is the host for REE in most chondrites. The REE moved into phosphate minerals during metamorphic reactions on meteorite parent bodies. As noted already, apatite in chondrites is generally Cl-rich and F-rich apatite is extremely rare. The reverse situation occurs in the equilibrium condensation sequence: F-rich apatite is thermodynamically more stable and condenses at higher temperature before Cl-rich apatite forms.

5.4 Kinetic inhibition condensation calculations for halogens

Experimental and/or theoretical studies of halogen condensation kinetics are beyond the scope of this paper. Following Fegley & Lewis (1980) we did condensation calculations assuming reactions of halogens with pre-existing condensates were kinetically inhibited. In this case the rapid accretion of smaller grains into larger bodies prevents the material within the bodies from reacting with nebular gas (cf. Turekian & Clark 1969). The result is a disequilibrium condensation sequence that is path dependent. It is comparable to the cloud condensation sequence in brown dwarfs where observation of monatomic alkali gas lines shows alkali-bearing feldspars did not condense at greater depths and higher temperatures (Lodders 1999b).

Table 18 shows results of our kinetic inhibition (aka chemical disequilibrium) condensation calculations for halogens and alkalis at 10^{-4} bar total pressure in the solar nebula. Sodium sulfide Na_2S is the first alkali-bearing condensate at 776 K and removes nearly all Na from the gas before NaF forms at 650 K. Either halite (NaCl , 626 K) or sylvite (KCl , 622 K) is the first chlorine-bearing condensate. Bromine condenses as KBr , either dissolved in solid solution in halite or as pure KBr . Iodine condenses in RbI and CsI . The 50% condensation temperatures for the halogens are 638 K fluorine, 612 K chlorine, 498 K bromine, and 450 K iodine. This sequence is not the extreme endmember studied by Fegley & Lewis (1980) because we allowed NaCl to react with nebular gas at lower temperatures. If we completely prevented any reaction of pre-existing condensates and nebular gas, only NaF forms and Cl, Br, and I remain in the gas until ammonium halides form at much lower temperatures: NH_4Cl 278 K, NH_4Br 273 K, and NH_4I 259 K. The 50% condensation temperatures are then 262 K chlorine, 259 K bromine, and 246 K iodine. Zolotov & Mironenko (2007) also modeled kinetic inhibition of chlorine condensation and computed $\text{HCl} \cdot 3\text{H}_2\text{O}$ formation at 140-160 K.

Table 18. Halogen condensation Temperatures at 10^{-4} bar: Kinetic Inhibition Model

Phase	T/K	Notes
Na_2S start	776	S/Na ~ 7.3 , consumes all Na, Na $\sim 97.5\%$ in Na_2S at 643 K
Na 50%	~ 762	
NaF start	650	but Na(g) $\sim 1,430$ atoms > F 1270 atoms
50% F	~ 638	
NaCl start	626	pure halite, the NaCl used up some Na_2S , Br/Cl $\sim 2 \times 10^{-3}$; $a(\text{KCl}) = 0.78$
KCl start	622	pure sylvite (KCl), 1st K-condensate
Cl 50%	~ 613	Chlorine in $\text{KCl} + \text{NaCl}$
K 50%	~ 612	Potassium in KCl
KBr in NaCl	616	50% Br condensed in NaCl ideal solution, but expect activity coefficient > 1, both K and Br larger ions than Na and Cl
KBr start	517	pure KBr
RbBr start	500	pure RbBr
Br 50%	498	Bromine in $\text{KBr} + \text{RbBr}$
Rb 50%	~ 492	Rubidium in RbCl
RbI start	460	pure RbI
CsI start	451	pure CsI
RbI	460	
I 50%	450	Iodine in $\text{RbI} + \text{CsI}$
Cs 50%	446	Cesium in CsI

6. Conclusions

We reviewed available analytical procedures and concentrations of halogens in chondrites and point out analytical challenges associated with CI-chondrites. Historically, the halogen abundances have been quite uncertain and unfortunately remain so. We still need reliable measurements from large, representative and well-homogenized CI-chondrite samples. Our recommended values are close to previously accepted values. Average concentrations by mass for CI-chondrites are $F = 92 \pm 20$ ppm, $Cl = 717 \pm 110$ ppm, $Br = 3.77 \pm 0.90$ ppm, and $I = 0.77 \pm 0.31$ ppm. The meteoritic abundances on the atomic scale normalized to $N(Si) = 106$ are $N(F) = 1270 \pm 270$, $N(Cl) = 5290 \pm 810$, $N(Br) = 12.3 \pm 2.9$, and $N(I) = 1.59 \pm 0.64$. The meteoritic logarithmic abundances scaled to present-day photospheric abundances with $\log N(H) = 12$ are $A(F) = 4.61 \pm 0.09$, $A(Cl) = 5.23 \pm 0.06$, $A(Br) = 2.60 \pm 0.09$, and $A(I) = 1.71 \pm 0.15$. These are our recommended present-day solar system abundances. These are compared to the present-day solar values derived from sun-spots of $N(F) = 776 \pm 260$, $A(F) = 4.40 \pm 0.25$, and $N(Cl) = 5500 \pm 810$, $A(Cl) = 5.25 \pm 0.12$. The recommended abundances for F and Cl based on meteorites are consistent with halogen abundances in other stars and other astronomical environments. Comparison data for Br are sparse, and unavailable for I. Additional Br and I analyses in different astronomical environments are needed. Updated equilibrium 50% condensation temperatures at a total pressure of 10^{-4} bar for a solar composition gas are 713 K (F), 427 K (Cl), 392 K (Br) and 312 K (I). We also give condensation temperatures considering solid-solutions as well as kinetic inhibition effects. Condensation temperatures computed with lower halogen abundances do not represent the correct condensation temperatures from a solar composition gas.

Acknowledgements

This paper was delayed due to many circumstances beyond our control. We thank H. Palme, and an anonymous reviewer for constructive reviews. We acknowledge the review by H. Busemann strongly arguing that all meteoritic samples are contaminated with halogens. We thank Mark Kendrick for helpful comments, and the editor in chief, Astrid Holzheid for patience during the revision process. Work supported by NSF-AST 1517541 and the McDonnell Center for the Space Sciences.

References

- Abia, C., Cunha, K., Cristallo, S., de Laverny, P., 2015. The origin of fluorine: abundances in AGB carbon stars revisited. *Astron. Astrophys.* 581, A88
- Alexander, C.M.O'D., Hutchison, R., Graham, A.L., Yabuki, H., 1987. Discovery of scapolite in the Bishunpur (LL3) chondritic meteorite. *Mineral. Mag.* 51, 733-735.
- Allen R.O., Clark P. J., 1977. Fluorine in meteorites. *Geochim. Cosmochim. Acta* 41, 581-585.
- Allen, R.O., Mason, B., 1973. Minor and trace elements in some meteoritic minerals. *Geochim. Cosmochim. Acta* 37, 1435-1456.
- Allende Prieto, C., Lambert, D.L., Asplund, M., 2001. The forbidden abundance of oxygen in the Sun. *Astrophys. J.* 556, L63-L66.
- Anders, E., 1964. Origin, age and composition of meteorites. *Space Sci. Rev.* 3, 583-714.
- Anders, E., 1988. Circumstellar material in meteorites: noble gases, carbon and nitrogen. In: *Meteorites and the Early solar system*, eds. Kerridge, J.F., Matthews, M.S., (Tucson, AZ: University of Arizona Press), 927-955.

- Anders, E., Ebihara, M., 1982. Solar-System Abundances of the Elements. *Geochim. Cosmochim. Acta* 46, 2363-2380.
- Anders, E., Grevesse, N., 1989. Abundances of the elements: Meteoritic and solar. *Geochim. Cosmochim. Acta* 53, 197-214.
- Anders, E., Ganapathy, R., Keays, R.R., Laul, J.C., Morgan, J.W., 1971. Volatile and siderophile elements in lunar rocks: Comparison with terrestrial and meteoritic basalts. *Proc. Lunar Sci. Conf. 2*, 1021-1036.
- Anders, E., Higuchi, H., Ganapathy, R., Morgan, J. W., 1976. Chemical fractionations in meteorites—IX. C3 chondrites. *Geochim. Cosmochim. Acta* 40, 1131-1139.
- Anders, E., Higuchi, H., Gros, J., Takahashi, H., Morgan, J.W., 1975. Extinct superheavy element in the Allende meteorite. *Science* 190, 1262-1271.
- Arkipova, V.P., Esipov, V.F., Sokol, G.V., 1997. Chemical composition of the shell of Nova V1974 Cygni. *Astron. Lett.* 23, 713-719.
- Barber D. J., 1981. Matrix phyllosilicates and associated minerals in C2M carbonaceous chondrites. *Geochim. Cosmochim. Acta* 45, 945-970.
- Bauman, A. J., Devaney, J.R., Bollin, E.M., 1973. Allende meteorite carbonaceous phase: Intractable nature and scanning electron morphology, *Nature* 241, 264-267.
- Begemann, F., 1964. quoted in von Gunten 1965
- Behne W., 1953. Untersuchungen zur Geochemie des Chlor und Brom. *Geochim. Cosmochim. Acta* 3, 186-215.
- Berzelius, J., 1834. Über Meteorsteine. *Poggendorfs Annalen Physik Chemie* 33, 115-120, 143
- Bischoff, A., Palme, H., Spettel, B., Clayton, R. N., Mayeda, T. K., 1988. The Chemical Composition of Dark Inclusions from the Allende Meteorite. *Lunar Planet. Sci. Conf. 19*, 88-89.
- Bonifacie M., Jendzejewski N., Agrinier P., Coleman M. L., Pineau F., Javoy M., 2007. Pyrohydrolysis-IRMS determination of silicate chlorine stable isotope compositions. Application to oceanic crust and meteorite samples. *Chem. Geol.*, 242, 187-201.
- Boström, K., Fredriksson, K., 1966. Surface conditions of the Orgueil parent meteorite body as indicated by mineral associations. *Smithsonian Misc. Coll.* 151, 39 pp
- Brazzle, R. H., Pravdivtseva, O. V., Meshik, A. P., Hohenberg, C. M., 1999. Verification and interpretation of the I-Xe chronometer. *Geochim. Cosmochim. Acta* 63, 739-760.
- Brearley, A.J., Jones, R.H., 2018. Halogens in Chondritic Meteorites. In: *The Role of Halogens in Terrestrial and Extraterrestrial Geochemical Processes. Surface, Crust, and Mantle*, eds. D.E. Harlov, L. Aranovich (Cham, Switzerland: Springer), 871-958.
- Bridges J. C., Alexander C. M. O., Hutchison R., Franchi I. A., Pillinger C. T., 1997. Sodium-, chlorine-rich mesostases in Chainpur (LL3) and Parnallee (LL3) chondrules. *Meteorit. Planet. Sci.* 32, 555–565
- Bridges, J. C., Banks, D. A., Smith, M., Grady, M. M., 2004. Halite and stable chlorine isotopes in the Zag H3-6 breccia. *Meteoritics Planet. Sci.* 39, 657-666
- Buchanan P. C., Zolensky M.E., Reid A. M., 1997. Petrology of Allende dark inclusions. *Geochim. Cosmochim. Acta* 61, 1733-1743.
- Burnett, D.S., Woolum, D.S., Benjamin, T.M., Rogers, P.S.Z., Duffy, C.J., Maggiore, C., 1989. A test of the smoothness of the elemental abundances of carbonaceous chondrites *Geochim. Cosmochim. Acta* 53, 471-481.
- Busfield, A., Turner, G., Gilmour, J.D., 2008. Testing an integrated chronology: I-Xe analysis of enstatite meteorites and a eucrite., *Meteoritics Planet. Sci.* 43, 883-897.
- Carmichael, I.S.E., Nicholls J., Smith A.L., 1970. Silica activity in igneous rocks. *Am. Min.* 55, 246-263.
- Cartledge, S.I.B., Lauroesch, J.T., Meyer, D.M., Sofia, U.J., 2006. The homogeneity of interstellar elemental abundances in the Galactic disk. *Astrophys. J.* 641, 327-346.

- Cernicharo J., Guelin M., 1987. Metals in IRC +10216: detection of NaCl, AlCl, and KCl, and tentative detection of AlF. *Astron. Astrophys.* 183, L10-L12.
- Chase, M.W., 1999, NIST-JANAF Thermochemical Tables, 4th edition. *J. Phys. Chem. Ref. Data*, monograph 9
- Clark, P.J., Neal, G.F., Allen, R.O., 1975. Quantitative multielement analysis using high energy particle bombardment. *Analy. Chem.* 47, 650-658.
- Clark, R.S., Rowe, M.W., Ganapathy, R., Kuroda, P.K., 1967. Iodine, uranium and tellurium contents in meteorites. *Geochim. Cosmochim. Acta*, 31, 1605-1613.
- Clarke R. S., Jr., Jarosewich E., Mason B., Nelen J., Gomez M., and Hyde J. R., 1970. The Allende, Mexico, meteorite shower. *Smithson. Contrib. Earth Sci.*, No. 5, 1-53.
- Clay, P.L., Burgess, R., Busemann, H., Ruzié-Hamilton, L., Joachim, B., Day, J.M.D., Ballentine, C.J., 2017. Halogens in chondritic meteorites and terrestrial accretion. *Nature* 551, 614-618.
- Cloëz, S., 1864. Analyse chimique de la pierre meteorique d'Orgueil. *Comptes Rendus Acad. Sci. Paris* 59, 37–38.
- Consolmagno, G.J., Britt, D.T., 1998. The density and porosity of meteorites from the Vatican collection. *Meteoritics* 33, 1231-1241.
- Crabb, J., Lewis, R.S., Anders, E., 1982. Extinct I 129 in C3 chondrites. *Geochim. Cosmochim. Acta* 46, 2511-2525.
- Cunha, K., Smith, V.V., 2005. Fluorine Abundances in the Orion Nebula Cluster. *Astroph. J.* 626, 425-430.
- Cruz, F.J.A.L, Minas da Piedade, M.E., Calado, J.C.G., 2005. Standard molar enthalpies of formation of hydroxy-, chlor-, and bromapatite. *J. Chem. Thermodyn.* 37, 1061-1070.
- Dachs, E., Harlov, D., Benisek, A. 2010. Excess heat capacity and entropy of mixing along the chlorapatite-fluorapatite binary join. *Phys. Chem. Min.* 37, 665-676.
- Daubrée, G.A., 1864a. Note sur les meteorites tombees le 14 mai aux environs d'Orgueil (Tarn-et Gannonne). du mai 1864. *Comptes Rendus Acad. Sci. Paris* 58, 984-986.
- Daubrée, G.A., 1864b. Nouveaux renseignements sur le bolide du mai 1864. *Comptes Rendus Acad. Sci. Paris* 58, 1065-1072.
- Daubrée, M., 1872. Examen des météorites tombées le 23. juillet 1872, á Lancé et a Authon (Loire set Cher). *Comptes Rendus Acad. Sci. Paris* 75, 465-468.
- De Beck, E., Olofsson, H., 2018. Circumstellar environment of the M-type AGB star R Doradus. APEX spectral scan at 159.0-368.5 GHz. *Astron. Astroph.* 615, A8.
- Decin, L., Richards, A.M.S., Danilovich, T., Homan, W., Nuth, J.A., 2018. ALMA spectral line and imaging survey of a low and a high mass-loss rate AGB star between 335 and 362 GHz. *Astron. Astroph.* 615, A28.
- Dhooghe, F., de Keyser, J., Altwegg, K., et al., 2017. Halogens as tracers of protosolar nebula material in comet 67P/Churyumov–Gerasimenko. *Mon. Not. R. Astron. Soc.* 472, 1336-1345.
- Dreibus, G., Wänke, H., and L. Schultz, L., 1986. Mysterious iodine- overabundance in Antarctic meteorites, in: *Int. Workshop on Antarctic Meteorites, Houston Lunar Planet. Inst. Tech. Rep.* 86-01: 34-36
- Dreibus, G., Friedrich, J.M., Haubold, R., Huisl, B., Spettel, B., 2004. Halogens, carbon and sulfur in the Tagish Lake meteorite: Implications for classification and terrestrial alteration. *Lunar Planet. Sci. Conf.* 35, #1268.
- Dreibus, G., Spettel, B., Wänke, H., 1977. Determination of lithium and halogens and the significance of lithium to the understanding of cosmochemical processes. *J. Radioanalytical Chem.* 38, 391-403.
- Dreibus, G., Spettel, B., Wänke, H., 1979. Halogens in Meteorites and their Primordial Abundances. In: *Origin and Distribution of Elements*, ed. C.H. Ahrens (New York: Pergamon Press), 33-38.
- Drouet, C., 2015. A comprehensive guide to experimental and predicted thermodynamic properties of phosphate apatite minerals in view of applicative purposes. *J. Chem. Thermodyn.* 81, 143-159.
- Drozd, R.J., Podosek, F.A., 1976. Primordial ¹²⁹Xe in meteorites. *Earth Planet. Sci. Lett.* 31, 15-30.

- Duff, E.J., 1972. Orthophosphates - XI Bromoapatite: Stability of solid solutions of bromoapatite with other calcium apatites under aqueous conditions. *J. Inorg Nucl Chem.* 34, 101-108.
- Easton, A.J., Graham, A.L., Hutchison, R., 1977. Abundance of Fluorine in Stony Meteorites. *Mineral. Mag.*, 41, 416-418.
- Ebihara, M., Sekimoto, S., 2019. Halogen contents in meteorites (1) Carbonaceous chondrites. *Lunar Planet. Sci. Conf. 50*, LPI Contrib. No 2132, #2338
- Ebihara, M., Ozaki, K., Kato, K., Nakahara, H., 1997. Determination of chlorine, bromine and iodine in rock samples by radiochemical neutron activation analysis. *Radioanal. Nucl. Chem.* 216, 107-112.
- Ebihara, M., Saito, N., Akaiwa, H., 1986. Determination of trace iodine in rock samples by epithermal neutron activation analysis involving rapid radiochemical separation. *Radioanal. Nucl. Chem.* 108, 241-255.
- Ebihara, M., Wolf, R., Anders, E., 1982. Are C1 chondrites chemically fractionated? A trace element study. *Geochim. Cosmochim. Acta* 46, 1849-1871.
- Edwards, G., Urey, H.C., 1955. Determination of alkali metals in meteorites by a distillation process. *Geochim. Cosmochim. Acta* 7, 154-168.
- Ehmann, W. D., Gillum, D. E., Morgan, J. W., Nadkarni, R. A., Rabagay, T. V., Santoliquido, P. M., Showalter, D. L., 1970. Chemical analyses of the Murchison and Lost City Meteorites. *Meteoritics* 5, 131-136.
- El Goresy, A., Yasuaki, H., Ehlers, K., Wollum, M.D., Pernicka, E., 1988. Qingzhen and Yamato-691: A tentative alphabet for the EH chondrites. *Proc. Nat. Institute Polar Res. Symp. Antarctic Meteorites* 1,65-101.
- Esteban, C., Garcia-Rojas, J., Perez-Meza, V., 2015. The radial abundance gradient of chlorine in the Milky Way. *Mon. Not. R. Astron. Soc.* 452, 1553-1560.
- Fayolle, E.C., Öberg, K.I., Jørgensen, L.K., Altwegg, K., Calcutt, H., Müller, H. S. P., Rubin, M., van der Wiel, M. H. D., Bjerkeli, P., Bourke, T. L., Coutens, A., van Dishoeck, E.F., Drozdovskaya, M.N., Garrod, R.T., Ligterink, N.F.W., Persson, M.V., Wampfler, S.F., Rosina Team, 2017. Protostellar and cometary detections of organohalogens. *Nature Astron.* 1, 703-708.
- Federman, S.R., Sheffer, Y., Lambert, D.L., Smith, V.V., 2005. Far ultraviolet spectroscopic explorer measurements of interstellar fluorine. *Astroph. J.* 619, 884-890.
- Fegley Jr., B., Schaefer, L., 2010. Cosmochemistry. In: Goswami, A., Reddy, B.E. (Eds.), *Principles and Perspectives in Cosmochemistry: Lecture Notes of the Kodai School on "Synthesis of Elements in Stars"*. Springer-Verlag, pp. 347-377.
- Fegley Jr., B., Lewis, J.S., 1980. Volatile element chemistry in the solar nebula: Na, K, F, Cl, Br, and P. *Icarus* 41, 439-455.
- Fegley, B., Lodders K., Jacobson N.S., 2020. Volatile element chemistry during accretion of the Earth. *Chem. Erde – Geochemistry* 125594. DOI: [10.1016/j.chemer.2019.125594](https://doi.org/10.1016/j.chemer.2019.125594)
- Fegley, B., Lodders, K., 2018. Volatile element chemistry in the solar nebula – revisited 40 years later. In: *Nuclei in the Cosmos XV*, Laboratori Nazionali del Gran Sasso, Assergi, L'Aquila, Italy 24-29 June 2018. Abstract ID 107.
- Filby, R.H., Ball, T.K., 1965. Zinc and bromine in some meteorites by neutron activation analysis, *Intern. Conf. Modern Trends in Activation Analysis*, College Station, TX, pp. 97-101, also quoted in Reed & Allen (1966) and Goles et al. (1967).
- Fisher, D.E., 1963. The Fluorine Content of Some Chondritic Meteorites. *J. Geophys. Res.*, 68, 6331-6335.
- Fossati, L., Ryabchikova, T., Bagnulo, S., Alecian, E., Grunhut, J., Kochukhov, O., Wade, G., 2009. The chemical abundance analysis of normal early A- and late B-type stars. *Astron. Astroph.* 503, 945-962.
- Freer, R., 1981. Diffusion in silicate minerals and glasses: A data digest and guide to the literature. *Contrib. Mineral. Petrol.* 76, 440-454.

- Fuchs, L., 1966. Djerfisherite, Alkali Copper-Iron Sulfide: A New Mineral from Enstatite Chondrites. *Science* 153, 166-167.
- Fuchs, L.H., 1969. The phosphate mineralogy of meteorites. In: *Meteorite Research*, ed. P.M. Millman (Dordrecht: D. Reidel) 683-695.
- Fujitani T., Nakamura, N., 2006. Determination of chlorine in nine rock reference materials by isotope dilution mass spectrometry, *Geostandard. Geoanal. Res.* 30, 113-120.
- Garrison D., Hamlin S., Bogard, D., 2000. Chlorine abundances in meteorites, *Meteoritics Planet. Sci* 35, 419-429.
- Garvie, L.A.J., 2021. Mineralogy of the 2019 Aguas Zarcas (CM2) carbonaceous chondrite meteorite fall. *Amer. Mineralogist* 106:1900-1916.
- Gibson, E. K., Zolensky, M. E., Lofgren, G. E., Lindstrom, D. J., Morris, R. V., Schmidt, S. D., Yang, S. V., 1998. Monahans (1998) H5 Chondrite: an Unusual Meteorite Fall with Extraterrestrial Halite and Sylvite. *Meteoritics Planet. Sci.* 33, A57-A58.
- Gilmour, J. D., Pravdivtseva, O. V. Busfield, A., Hohenberg, C.M., 2006. The I-Xe chronometer and the early solar system. *Meteoritics Planet. Sci.* 41, 19-31.
- Gladney, E.S., Jones, E.A., Nickell, E.J. Roelandts, I., 1990. 1988 Compilation of elemental concentration data for USGS basalt BCR-1. *Geostandards Newsletter* 14, 209-359.
- Gladney, E.S., Jones, E.A., Nickell, E.J., Roelandts, I., 1991. 1988 Compilations of elemental concentration data for USGS DTS-11, G-1, PCC-1, and W-1. *Geostandards Newsletter* 15, 199-396.
- Gladney, E.S., Jones, E.A., Nickell, E.J., Roelandts, I., 1992. 1988 Compilations of elemental concentration data for USGS AGV-1, GSP-1 and G-2. *Geostandards Newsletter* 16, 111-300.
- Goldberg, R. H., Burnett, D. S., Furst, M.J., Tombrello, T. A., 1974. Fluorine concentrations in carbonaceous chondrites. *Meteoritics* 9, 347-348.
- Goles, G.G., Anders, E., 1962. Abundances of iodine, tellurium and uranium in meteorites. *Geochim. Cosmochim. Acta*, 26 723-737.
- Goles, G.G., Greenland, L.P., Jerome, D.Y., 1967. Abundances of chlorine, bromine and iodine in meteorites. *Geochim. Cosmochim. Acta* 31, 1771-1787.
- Goswami J.N., Sahijpal S., Kehm K., Hohenberg C.M., Swindle T., Grossman J.N., 1998. In situ determination of iodine content and I-Xe systematics in silicates and troilite phases in chondrules from the LL3 chondrite Semarkona. *Meteoritics Planet. Sci.* 33, 527-534.
- Grady M. M., Graham A. L., Barber D. J., Aylmer, D., Kurat, G., Ntaflos, T., Ott, U., Palme, H., Spettel, B., 1987, Yamato-82042: An unusual carbonaceous chondrite with CM affinities. *Mem. Natl. Inst. Polar Res. (Tokyo) Spec. Issue* 46, 162-178.
- Grossman, L., Ganapathy, R., 1975. Volatile elements in Allende inclusions. *Proc. Lunar Sic. Conf.* 6th, 1729-1736.
- Grossman L., Ganapathy, R., Methot, R.L., Davis, A.M. 1979. Trace elements in the Allende meteorite—IV. Amoeboid olivine aggregates. *Geochim. Cosmochim. Acta* 43, 817-829.
- Green, H.W., Radcliffe, S.V., Heuer, A.H., 1971. Allende meteorite: A high voltage electron petrography study. *Science* 172, 936-939.
- Greenland L., 1963. Fractionation of chlorine, germanium, and zinc in chondritic meteorites. *J. Geophys. Res.* 68, 6507-6514.
- Greenland L., Lovering J.F., 1965. Minor and trace element abundances in chondritic meteorites. *Geochim. Cosmochim Acta*, 29, 821-833.
- Greshake A., Klock W., Arndt P., Maetz M., Flynn G. J., Bajt S., Bischoff A., 1998. Heating experiments simulating atmospheric entry heating of micrometeorites: Clues to their parent body sources. *Meteorit. Planet. Sci.* 33, 267-290.

- Gros, J., Takahashi, H., Hertogen, J., Morgan, J.W., Anders, E., 1976. Composition of the projectiles that bombarded the lunar highlands. *Proc. 6th Lunar Sci. Conf.* 1, 2403-2425.
- Grossman, J.N., Rubin, A.E., Rambaldi, E.R., Rajan, R.S., Wasson, J.T., 1985. Chondrules in the Qingzhen type-3 enstatite chondrite: Possible precursor components and comparison to ordinary chondrite chondrules. *Geochim. Cosmochim. Acta* 49, 1781-1795.
- Haas, J.R., Haskin, L.A., 1991. Compositional variations among whole-rock fragments of the L6 chondrite Bruderheim. *Meteoritics* 26, 13-26.
- Hall, D. N. B., Noyes, R.W., 1972. The identification of the 1-0 and 2-1 bands of HCl in the infrared sunspot spectrum, *ApJ*, 175, L95-L97.
- Harris, P.J.F., Vis, R.D., 2003. High-resolution transmission electron microscopy of carbon and nanocrystals in the Allende meteorite, *Proc. Roy. Soc. Lond.* A459, 2069-2076.
- Hayes, J.M., Biemann, K., 1968. High resolution mass spectrometric investigations of the organic constituents of the Murray and Holbrook chondrites, *Geochim Cosmochim Acta* 32, 239-267.
- Henry, R.B.C., Kwitter, K.B., Balick, B., 2004. Sulfur, chlorine, and argon abundances in planetary nebulae. IV. Synthesis and the sulfur anomaly. *Astroph. J.* 127, 2284-2302
- Hertogen, J., Janssens, M.J., Takahashi, H., Palme, H., Anders, E., 1977. Lunar basins and craters: evidence for systematic compositional changes of bombarding population. *Proc. 7th Lunar Sci. Conf.*, 1, 17-45.
- Hertogen, J., Janssens, M.J., Takahashi, H., Morgan, J.W., Anders, E., 1983. Enstatite chondrites: Trace element clues to their origin, *Geochim. Cosmochim. Acta* 47, 2241-2255.
- Heumann, K.G., Weiss, H. 1986. Massenspektrometrische Iodspurenbestimmung in geochemischen Standard-Referenzmaterialien und in Meteoriten. *Fresenius Z. Anal. Chem.*, 323, 852-858.
- Heumann, K.G., Gall, M., and Weiss, H., 1987. Geochemical investigations to explain iodine-overabundances in Antarctic meteorites, *Geochim. Cosmochim. Acta* 51: 2541-2547.
- Hofmann, A.W., Giletti, B.J., Yoder, H.S., Jr., Yund, R.A. 1974. *Geochemical Transport and Kinetics*, Carnegie Institution of Washington, Publication No. 634, 345 pages.
- Hohenberg, C. M., Hudson, B., Kennedy, B.M., Podosek, F.A., 1981. Noble gas retention chronologies for the St. Severin meteorite, *Geochim. Cosmochim. Acta* 45, 535-546.
- Hohenberg, C., & Pravdivtseva, O. 2008, I–Xe dating: From adolescence to maturity. *Chem. Erde – Geochemistry* 68, 339-351.
- Hohenberg, C.M., 1968. Extinct radioactivities in meteorites. Ninninger Meteorite Competition Paper, University of California, Berkeley, quoted in Reed & Jovanovic (1969).
- Hyung, S., & Feibelman, W.A., 2004. Optical and IUE spectra of the planetary nebula NGC 7026. *Astrophys. J.* 614, 745-756.
- Ikeda, Y., Kimura, M., 1996. Anhydrous alteration of Allende chondrules in the solar nebula III: Alkali-zoned chondrules and heating experiments for anhydrous alteration. *Proc. NIPR Symp. Antarct. Meteorites* 9, 51-68.
- Islam, M.A., Ebihara, M., Toh, Y., Harada H., 2011. Comparison of multiple prompt γ -ray analysis and prompt γ -ray analysis for the elemental analysis of geological and cosmochemical samples. *Anal. Chem.* 83, 7486-7491.
- Izawa, M. R. M., Nesbitt, H. W., MacRae, N. D., Hoffman, E.L., 2010. Composition and evolution of the early oceans: Evidence from the Tagish Lake meteorite. *Earth Planet. Sci. Lett.* 298, 443-449.
- Jarosewich E., Clarke R.S., Barrows, J.N., 1987. The Allende Meteorite Reference Sample. *Smithsonian Contrib. Earth Sci.* 27, 1-49
- Jönsson, H., Ryde, N., Spitoni, E., Matteucci, F., Cunha, K., Smith, V., Hinkle, K., Schultheis, M., 2017. Fluorine in the Solar Neighborhood: No Evidence for the Neutrino Process. *Astrophys. J.* 835, id50.
- Jordan, J., Kirsten, T., Richter, H., 1980. 129I/127I: a puzzling early solar system chronometer. *Z. Naturf.* 35, 145-170

- Jose, J., Hernanz, M., Amari, S., Lodders, K., Zinner, E., 2004. The Imprint of nova nucleosynthesis in presolar grains. *Astrophys. J.* 612, 414-428.
- Jourdan, F., Matzel, J.P., Renne, P.R., 2007. ^{39}Ar and ^{37}Ar recoil loss during neutron irradiation of sanidine and plagioclase. *Geochim. Cosmochim. Acta* 71, 2791-2808.
- Jovanovic, S., Reed, G.W., 1975. Soil breccia relationships and vapor deposits on the moon. *Proc. Lunar Sci. Conf.* 6, 1753-1759.
- Jungck, M.H.A., Meier, F.O., Eberhardt, P., 1981. Apatite in Orgueil. Carrier Phase for Neon-E. *Meteoritics* 16, 336.
- Kallemeyn, G. W., Rubin, A. E., Wang, D., Wasson, J. T., 1989. Ordinary chondrites: Bulk compositions, classification, lithophile-element fractionations and composition-petrographic type relationships. *Geochim. Cosmochim. Acta* 53, 2747-2767.
- Kallemeyn, G.W., Wasson J.T., 1981. The compositional classification of chondrites—I. The carbonaceous chondrite groups. *Geochim. Cosmochim. Acta* 45, 1217-1230.
- Kato, F., Ozaki, H., Ebihara, M., 2000. Distribution of halogens in an Antarctic ordinary chondrite, Y-74014 (H6). *Antarctic Meteorite Res.* 13, 121-134.
- Keays, R. R., Ganapathy, R., Anders, E., 1971. Chemical fractionations in meteorites - IV abundances of fourteen trace elements in L-chondrites; implications for cosmochemistry. *Geochimica Cosmochim. Acta* 35, 337-363.
- Keays, R.R., Ganapathy, R., Laul, J.C., Krähenbühl, U., Morgan, J.W., 1974. The simultaneous determination of 20 trace elements in terrestrial, lunar and meteoritic material by radiochemical neutron activation analysis. *Analyt. Chim. Acta* 72, 1-29
- Kehm K., Hohenberg C. M., Nichols R. H., 1994. Xenon isotopic measurements in Shallowater: In situ pulsed laser volatilization and the search for the carrier of radiogenic ^{129}Xe . *Lunar Planet. Sci.* 25, 683-684.
- Keil, K., 1968. Mineralogical and chemical relationships among enstatite chondrites. *J. Geophys. Res.* 73, 6945-6976.
- Kendrick, M.A., 2012. High precision Cl, Br and I determinations in mineral standards using the noble gas method. *Chem. Geol.* 292-293, 116-126.
- Kimura M., Ikeda Y., 1995. Anhydrous alteration of Allende chondrules in the solar nebula II: Alkali-Ca exchange reactions and formation of nepheline, sodalite and Ca-rich phases in chondrules. *Proc. NIPR Symp. Antarctic Meteorites* 8, 123-138.
- Kobayashi, C., Karakas, A., Umeda, H., 2011. The evolution of isotope ratios in the Milky Way Galaxy. *Month. Not. Roy. Astron. Soc.* 414, 3231-3250.
- Komada, N., Westrum, E.F., Hemingway, B.S., Zolotov, M.Yu., Semenov, Y.V., Khodakovskiy, I.L., Anovitz, L.M., 1995. Thermodynamic properties of sodalite at temperatures from 15 K to 1000 K. *J. Chem. Thermodyn.* 27, 1119-1132
- Kornacki, A.S., Fegley, B., 1986. The abundance and relative volatility of refractory trace elements in Allende Ca,Al-rich inclusions: implications for chemical and physical processes in the solar nebula. *Earth Planet. Sci. Lett.* 79, 217-234. DOI: 10.1016/0012-821X(86)90180-9
- Krähenbühl, U., Ganapathy, R., Morgan, J.W., Anders, E., 1973a. Volatile elements in Apollo 16 samples: Implications for highland volcanism and accretion history of the moon. *Proc. Lunar Sci. Conf.* 1, 1325-1348.
- Krähenbühl, U., Morgan, J. M., Ganapathy, R., Anders, E., 1973b. Abundance of 17 trace elements in carbonaceous chondrites. *Geochim. Cosmochim. Acta* 37, 1353-1370.
- Lambert, D. L., Mallia, E.A., Brault, J., 1971. On the Abundance of Chlorine in the Sun *Solar Phys.* 19, 289-296.
- Langenauer M., Krähenbühl, U., 1993. Halogen contamination in Antarctic H5 and H6 chondrites and relation to sites of recovery. *Earth Planet. Sci. Lett.* 120, 431-442.

- Langenauer, M., Krähenbühl, U., Furrer, V., Wytenbach, A., 1992. Determination of fluorine, chlorine, bromine, and iodine in seven geochemical reference samples. *Geostandards Newsletter* 16, 41-44
- Larimer, J. W., Anders, E., 1967. Chemical fractionations in meteorites—II. Abundance patterns and their interpretation. *Geochim. Cosmochim. Acta* 31, 1239-1270.
- Laul, J.C., Ganapathy, R., Morgan, J.W., Anders, E., 1972a. Meteoritic and non-meteoritic trace elements in Luna 16 samples. *Earth and Planetary Science Lett.* 13, 450-454.
- Laul, J.C., Keays, R.R., Ganapathy, R., Anders, E., Morgan, J.W., 1972b. Chemical fractionations in meteorites - V. Volatile and siderophile elements in achondrites and ocean ridge basalts. *Geochimica Cosmochimica Acta* 36, 329-345.
- Lewis, J.A., Jones, R.H., 2016. Phosphate and feldspar mineralogy of equilibrated L chondrites: The record of metasomatism during metamorphism in ordinary chondrite parent bodies. *Meteoritics Planet. Sci.* 51, 1886-1913.
- Lieberman, K.W., 1966. The determination of bromine in terrestrial materials by neutron activation analysis, Ph.D. dissertation, University of Kentucky, Lexington (also see U. S. Atomic Energy Commission Report ORO-2670-13, p. 166).
- Lieberman, K.W., Ehmann, W.D., 1967. Determination of Bromine in Stony Meteorites by Neutron Activation. *J. Geophys. Res.* 72, 6279-6287.
- Lodders, K., 1999a. Revised thermochemical properties of phosphinidene (PH), phosphine (PH₃), phosphorus nitride (PN) and magnesium phosphate (Mg₃P₂O₈). *J. Chem. Phys. Ref. Data* 28, 1705-1712.
- Lodders, K., 1999b. Alkali element chemistry in cool stellar dwarf atmospheres. *Astrophys. J.* 519, 793-801.
- Lodders, K., 2003. Solar System Abundances and Condensation Temperatures of the Elements. *ApJ*, 591, 1220-1247.
- Lodders, K., 2004. Revised and updated thermochemical properties of the gases mercapto (HS), disulfur monoxide (S₂O), thiazyl (NS), and thioxophosino (PS). *J. Chem. Phys. Ref. Data* 33, 357-367.
- Lodders, K., 2008. The solar argon abundance. *Astrophys. J.* 674, 607-611.
- Lodders, K., 2020. Solar elemental abundances. in: *Online Oxford Research Encyclopedia of Planetary Science*. Oxford University Press, DOI: <https://doi.org/10.1093/acrefore/9780190647926.013.145> Also at 2019arXiv191200844L.
- Lodders, K., Fegley, B., 2011. *Chemistry of the Solar System*, (London: Royal Society of Chemistry) 476pp
- Lodders, J. Palme, H., Gail, H.P., 2009. Abundances of the elements in the solar system, *Landolt-Börnstein, New Series*, Vol. VI/4B, Chap. 4.4, ed. J.E. Trümper (Berlin: Springer-Verlag), 560-630.
- Maas, Z.G., Pilachowski, C.A., Hinkle, K., 2016. Chlorine abundances in cool stars. *Astrophys. J.* 152, id196.
- Macke, R.J., Consolmagno, G.J., Britt, D.T., 2011. Density, porosity, and magnetic susceptibility of carbonaceous chondrites. *Meteoritics Planet. Sci.* 46, 1842-1862.
- Madonna, S., García-Rojas, J., Sterling, N. C., Delgado-Inglada, G., Mesa-Delgado, A., Luridiana, V., Roederer, I. U., Mashburn, A. L., 2017. Neutron-capture element abundances in the planetary nebula NGC 5315 from deep optical and near-infrared spectrophotometry. *Mon. Not. R. Astron. Soc.* 471, 1341-1369.
- Magenheim A.J., Spivack A.J., Volpe A.J., Ransom B., 1994. Precise determination of stable chlorine isotopic ratios in low-concentration natural samples. *Geochim. Cosmochim. Acta* 58, 3117-3121.
- Maiorca, E., Uitenbroek, H., Uttenthaler, S., Randich, S., Busso, M., Magrini, L., 2014. A new Solar Fluorine abundance and a fluorine determination in the two open clusters M67 and NGC 6404. *Astrophys. J.* 788, id149.
- Mason, B. (editor), 1971. *Handbook of elemental abundances in meteorites*. Gordon Breach Science Publ. New York, 555pp
- Mason, B., Graham, A.L., 1970. Minor and trace elements in meteoritic minerals. *Smithsonian Contr. Earth Sci.* 3, 1-17

- Mason, B., 1975. Allende meteorite: cosmochemistry's Rosetta Stone. *Acc. Chem. Res.*, 8, 217-224.
- Meier, F.O., Jungck, M.H.A., Eberhard, P., 1981. Chemical Composition of Ne-E Rich Phases in Orgueil. *Meteoritics* 16, 359-360.
- Ménard, J. M., Caron, B., Jambon, A., Michel, A., Villemant, B. 2013, Halogens in CM chondrites. *Lunar Planet. Sci. Conf. 44, LPI Contrib. 1719, #2375.*
- Merrihue, C.M., 1966. Xenon and Krypton in the Bruderheim Meteorite. *J. Geophys. Res.*, 71, 263-313.
- Milam, S. N., Apponi, A. J., Woolf, N. J., Ziurys, L. M., 2007. Oxygen-rich mass loss with a pinch of salt: NaCl in the circumstellar gas of IK Tauri and VY Canis Majoris. *Astrophys. J.* 668, L131-L134.
- Mittlefehldt D. W., 2002. Geochemistry of the ungrouped carbonaceous chondrite Tagish Lake, the anomalous CM chondrite Bells, and comparison with CI and CM chondrites. *Meteorit. Planet. Sci.* 37, 703-712.
- Mittlefehldt, D.W., Lindstrom, M. M., Bogard, D. D., Garrison, D. H., Field, S. W., 1996. Acapulco- and Lodran-like achondrites: Petrology, geochemistry, chronology, and origin. *Geochim. Cosmochim. Acta*, 60, 867-882.
- Miura, Y.N., Nagao, K., Kimura, M., 2014. Noble gases in individual chondrules of the Allende CV3 chondrite. *Meteoritics Planet. Sci.* 49, 1037-1056.
- Moomey, D., Federman, S.R., Sheffer, Y, 2012. Revisiting the chlorine abundance in diffuse interstellar clouds from measurements with the Copernicus satellite. *Astrophys. J.* 744, id174.
- Moore, C. B., Evans, K. L., Tarter, J. G., 1982. Chlorine concentrations in chondrites. Abstracts of Papers presented at the conference on Planetary Volatiles, held in Alexandria, MN, Oct. 9-12, 1982. *LPI Contrib.* 488, Houston, TX, p.73.
- Morgan, J.W., Janssens, M.-J., Takahashi, H., Hertogen, J., Anders, E., 1985. H-chondrites: Trace element clues to their origin. *Geochim. Cosmochim. Acta* 49, 247-259.
- Morlok, A., Bischoff, A., Stephan, T., Floss, C., Zinner, E., Jessberger, E.K., 2006. Brecciation and chemical heterogeneities of CI chondrites. *Geochim. Cosmochim. Acta*, 70, 5371-5394.
- Morrison G. H., Potter, N. M., Rothenberg, A. M., Gangadharam, E. V., Wong, S. F., 1987. In: *The Allende Meteorite Reference Sample*, eds. E. Jarosewich, R.S. Clarke, J.N. Barrows, *Smithson. Contrib. Earth Sci.* 27, 32
- Müller, G., 1953. The properties and theory of genesis of the carbonaceous complex within the Cold Bokveit [sic] meteorite. *Geochim. Cosmochim. Acta* 4, 1-10.
- Müller, O., 1987, In: *The Allende Meteorite Reference Sample*, eds. E. Jarosewich, R.S. Clarke, J.N. Barrows, *Smithson. Contrib. Earth Sci.*, 27, 35.
- Muenow, D. W., Keil, K. McCoy, T.J 1995, Volatiles in unequilibrated ordinary chondrites: Abundances, sources and implications for explosive volcanism on differentiated asteroids, *Meteoritics* 30, 639-645.
- Muenow, D.W., Keil, K., Wilson, L., 1992. High-temperature mass spectrometric degassing of enstatite chondrites: Implications for pyroclastic volcanism on the aubrite parent body. *Geochim. Cosmochim. Acta* 56, 4267-4280.
- Nakamura, E., Nyquist, L.E., Reese, Y., Shih., C.Y., Fujitani, T., Okano, O., 2011. Stable chlorine isotopes and elemental chlorine by thermal ionization, mass spectrometry, and ion chromatography; Martian meteorites, carbonaceous chondrites and standard rocks. *Lunar Planet. Sci. Conf. 42, #2513.*
- Nomoto, K., Kobayashi, C., Tominaga, N., 2013. Nucleosynthesis in Stars and the Chemical Enrichment of Galaxies. *Annu. Rev. Astron. Astrophys.* 51, 457-509.
- Oura, Y., Ebihara, M., Yoneda, S., Nakamura, N., 2002. Chemical composition of the Kobe meteorite; Neutron-induced prompt gamma ray analysis study. *Geochem. J.* 36, 295-307.
- Ozaki, H., Ebihara, M., 2007. Determination of trace halogens in rock samples by radiochemical neutron activation analysis coupled with the k₀-standardization method. *Analytica Chim. Acta* 583, 384-391.
- Paine, J. H., Nomade, S., Renne, P.R., 2006. Quantification of ³⁹Ar recoil ejection from GA1550 biotite during neutron irradiation as a function of grain dimensions. *Geochim. Cosmochim. Acta* 70, 1507-1517.

- Palme, H., Larimer, J.W., Lipschutz, M.E., 1988. Moderately volatile elements. In *Meteorites and the Early Solar System*, Eds. Kerridge J. F. & Matthews M. S. (Tucson, AZ: University of Arizona Press) 436-461.
- Palme, H., Zipfel, J., 2021. The composition of CI chondrites and their contents of chlorine and bromine: Results from instrumental neutron activation analysis, *Meteoritics Planetary Sci.* 57, 317-333
- Palme, H., Lodders, K. Jones, A., 2014. Solar System Abundances of the Elements. In: *Planets, Asteroids, Comets and the Solar System*, Vol. 2 of *Treatise on Geochemistry*, Ed. A.M. Davis (Amsterdam: Elsevier), 15-36.
- Pilachowski, C.A., Pace, C., 2015. The Abundance of fluorine in normal G and K stars of the Galactic thin disk. *Astrophys. J.* 150, id66.
- Pisani, F., 1864. Étude chimique et analyse de l'aérolithe d'Orgueil. *Comptes Rendus Acad. Sci. Paris*, 59, 132-135; corrigenda p. 348.
- Pizzarello, S., Williams, L.B., 2012. Ammonia in the early solar system: An account from carbonaceous chondrites, *Astrophys. J.* 749, id161.
- Poch, O., Istiqomah, I., Quirico, E., and 29 co-authors, 2020. Ammonium salts are a reservoir of nitrogen on a cometary nucleus and possibly on some asteroids. *Science* 367, 1212, eaaw7462
- Quijano-Rico, M., Wänke, H., 1969. Determination of boron, lithium, and chlorine in meteorites. in *Meteorite Research, Proc. Symp. Vienna, Austria, August 7-13, 1968*, ed. P.M. Millman, (Dordrecht: Reidel), 132-145.
- Reames, D.V., 2018. Abundances, ionization states, temperatures, and FIP in solar energetic particles. *Space Sci. Rev.* 214, id61.
- Recio-Blanco, A., de Laverny, P., Worley, C., Santos, N.C., Melo, C., Israelian, G., 2012. Fluorine abundances in dwarf stars of the solar neighbourhood. *Astron. Astrophys.* 538, id117.
- Reed, G.W., 1964. Fluorine in stone meteorites. *Geochim. Cosmochim. Acta* 28, 1729-1743.
- Reed, G.W., Allen, R.O., 1966. Halogens in chondrites. *Geochim. Cosmochim. Acta* 30, 779-800.
- Reed, G.W., Jovanovic, S., 1969. Some halogen measurements on achondrites. *Earth Planet. Sci. Lett.* 6, 316-320.
- Reed, G.W., Jovanovic, S., 1971. The halogens and other trace elements in Apollo 12 samples and the implications of halides, platinum metals, and mercury on surfaces. *Proc. Second Lunar Sci. Conf., Geochim. Cosmochim. Acta* 2 Suppl., 1261-1276.
- Reed, G.W., Jovanovic, S., 1973. Fluorine in lunar samples: implications concerning lunar fluorapatite. *Geochim. Cosmochim. Acta* 37, 1457-1462.
- Robie, R.A., Hemingway, B.S., 1995. Thermodynamic properties of minerals and related substances at 298.15 K and 1 bar (10⁵ Pascals), and higher temperatures. *Geol. Surv. Bull.*, 2131, 461 pp.
- Rodriguez, M., 1999. The abundances of O, S, Cl, N, Ar, He and C in seven Galactic H bt II regions. *Astron. Astrophys.* 351, 1075-1086.
- Rubin, A.E., Wasson, J.T. 1987. Chondrules, matrix and coarse-grained chondrule rims in the Allende meteorite: Origin, interrelationships and possible precursor components *Geochim. Cosmochim. Acta* 51, 1923-1937.
- Rubin, A.E., Zolensky, M.E., Bodnar, R.J., 2002. The halite-bearing Zag and Monahans (1998) meteorite breccias: Shock metamorphism, thermal metamorphism and aqueous alteration on the H-chondrite parent body. *Meteoritics Planetary Sci.* 37, 125-141.
- Rubin, M., Altwegg, K., Balsiger, H., Berthelier, J.J., Combi, M. R., De Keyser, J., Drozdovskaya, M., Fiethe, B., Fuselier, S. A., Gasc, S., Gombosi, T. I., Hänni, N., Hansen, K.C., Mall, U., Rème, H., Schroeder, I.R.H.G., Schuhmann, M., Sémon, T., Waite, J. H., Wampfler, S. F., Wurz, P., 2019. Elemental and molecular abundances in comet 67P/Churyumov-Gerasimenko. *Mon. Not. R. Astron. Soc.* 489, 594-607.
- Ruscic, B., Feller, D., Peterson, K.A., 2014. Active Thermochemical Tables: dissociation energies of several homonuclear first-row diatomics and related thermochemical values. *Theor. Chem. Acc.* 133, id1415.

- Ruzie-Hamilton, L., Clay, P.L., Burgess, R., Joachim, B., Ballentine, C.J., Turner, G., 2016. Determination of halogen abundances in terrestrial and extraterrestrial samples by the analysis of noble gases produced by neutron irradiation. *Chem. Geol.*, 437, 77-87.
- Sangster, J., Pelton, A.D., 1987. Phase diagrams and thermodynamic properties of the 70 binary alkali halide systems having common ions *J. Phys. Chem. Ref. Data* 16, 509-561.
- Sasaki, Y., Ueda, S., 1972. The rate and mechanism of the reaction between iron and gaseous phosphorus. *Denki Kagaku* 40, 865-869.
- Schliesser, J., Lilova, K., Pierce, E.M., et al., 2017. Low temperature heat capacity and thermodynamic functions of anion bearing sodalites Na₈Al₆Si₆O₂₄X₂ (X = SO₄, ReO₄, Cl, I). *J. Chem. Thermodyn.* 114, 14-24.
- Schöler, H.F., Nkusi, G., Niedan, V.W., Müller, G., Spitthoff, B., 2005. Screening of organic halogens and identification of chlorinated benzoic acids in carbonaceous meteorites. *Chemosphere* 60, 1505-1512.
- Sears, D.W., 1978, Condensation and the composition of iron meteorites. *Earth Planet. Sci. Lett.* 41, 128-138.
- Seitzzahl, I.R., Vogt, F.P.A., Terry, J.P., Ghavamian, P., Dopita, M.A., Ruiter, A.J., Sukhbold, T., 2018. Integral field spectroscopy of supernova remnant 1E0102-7219 reveals fast-moving hydrogen and sulfur-rich ejecta. *Astrophys. J.* 853, L32.
- Selivanov, L. S., 1940. Chemical analysis of the meteorite Saratov. *Compt. Rend. Acad. Sci. USSR* 26, 389-392.
- Semenenko, V.P., Girich, A.L., Nittler, L.R., 2004. An exotic kind of cosmic material: graphite-containing xenoliths from the Krymka (LL3.1) chondrite. *Geochim. Cosmochim. Acta* 68, 455-475.
- Semenenko, V.P., Girich, A.L., 1995. Mineralogy of a unique graphite-containing fragment in the Krymka chondrite (LL3). *Mineral. Mag.* 59, 443-454
- Sen Gupta J.G., 1968a. Determination of fluorine in silicate and phosphate rocks, micas, and stony meteorites. *Analytica Chimica Acta* 42, 119-125.
- Sen Gupta, J.G., 1968b. Private Communication, quoted in Gladney et al. 1990.
- Sharp Z.D., Barnes J.D., Brearley A.J., Fischer T.P., Chaussidon M., Kamenetsky V.S., 2007. Chlorine isotope homogeneity of the mantle, crust and carbonaceous chondrites. *Nature* 446, 1062-1065.
- Sharp, Z.D., Helffrich, G.R., Bohlen, S.R., Essene, E.J., 1989. The stability of sodalite in the system NaAlSiO₄-NaCl. *Geochim. Cosmochim. Acta* 53, 1943-1954.
- Sharp, Z.D., Mercer, J.A., Jones, R.H., Brearley, A.J., Selverstone, J., Bekker, A., Stachel T., 2013. The chlorine isotope composition of chondrites and Earth. *Geochim. Cosmochim. Acta* 107, 189-204.
- Shima, M., 1963. Fluorine content in meteorites. *Scientific Papers Inst. Phys. Chem. Res.* 57, 150-154.
- Snow, T.P., Destree, J.D., Jensen, A.G., 2007. The Abundance of interstellar fluorine and its implications. *Astrophys. J.* 655, 285-298.
- Spettel, B., Palme, H., Waenke, H. 1978. The Anomalous Behavior of Na and K in Carbonaceous Chondrites. *Meteoritics* 13, 636-639
- Spitoni, E., Matteucci, F., Jönsson, H., Ryde, N., Romano, D., 2018. Fluorine in the solar neighborhood: Chemical evolution models. *Astron. Astrophys.* 612, A16
- Studier, M.H., Hayatsu, R., Anders, E., 1965. Organic Compounds in Carbonaceous Chondrites. *Science* 148, 1455-1459.
- Suess, H.E., 1947. Über kosmische Kernbäufigkeiten. I. Mitteilung: Einige Häufigkeitsregeln und ihre Anwendung bei der Abschätzung der Häufigkeitwerte für die mittelschweren und schweren Elemente. *Z. Naturforschung* 2, 311-321.
- Sylwester, B., Phillips, K.J.H., Sylwester, J., Kuznetsov, V.D., 2011. The solar flare chlorine abundance from RESIK X-Ray Spectra. *Astrophys. J.* 738, id49.

- Takahashi, H., Janssens, M.-J., Morgan, J. W., Anders, E., 1978. Further studies of trace elements in C3 chondrites. *Geochim. Cosmochim. Acta* 42, 97-106.
- Takaoka, N., Shima, M., Wakabayashi, F., 1989. Noble gas record of Japanese chondrites. *Z. Naturforschung* 44a, 935-944.
- Takeuchi, T., 1981. Improvements and applications of neutron activation analysis using the monostandard method. *Annu. Rep. Res. React. Inst. Kyoto Univ.* 14, 95-128.
- Tarter, J.G., 1981. The abundance and distribution of chlorine in meteorites. PhD. Thesis, Arizona State Univ., Tempe, 180pp.
- Tarter, J.G., Evans, K.L., Moore, C.B., 1980. Chlorine in chondrites. *Meteoritics* 15, 373-374.
- Travaglio, C., Hillebrandt, W., Reinecke, M., Thielemann, F.K., 2004. Nucleosynthesis in multi-dimensional SN Ia explosions. *Astron. Astrophys.* 425, 1029-1040.
- Treiman, A.H., Drake, M., Janssens, M.J., Wolf, R., Ebihara, M., 1986. Core formation in the Earth and Shergottite Parent Body (SPB): Chemical evidence from basalts. *Geochim. Cosmochim. Acta* 50, 1071-1091.
- Turekian, K.K., Clark, S.P., 1969. Inhomogeneous accumulation of the earth from the primitive solar nebula. *Earth Planet. Sci. Lett.* 6, 346-348.
- Turner, G., 1965. Extinct iodine-129 and trace elements in chondrites. *J. Geophys. Res.* 70, 5433-5445.
- Vinogradov, A.P., Dontsova, E.I., Chupakhin, M.S., 1960. Isotopic ratios of oxygen in meteorites and igneous rocks. *Geochim. Cosmochim. Acta* 8, 278-293
- von Gunten, H.R., Wytttenbach, A., Scherle, W., 1965. Determination of chlorine in stony meteorites by neutron activation analysis. *Geochim. Cosmochim. Acta*, 29, 475-480.
- Wai, C.M., Wasson, J.T., 1977. Nebular condensation of moderately volatile elements and their abundances in ordinary chondrites. *Earth Planet. Sci. Lett.* 36, 1-13.
- Wänke H., Baddenhausen H., Palme H., and Spettel B., 1974. On the chemistry of the Allende inclusions and their origin as high temperature condensates. *Earth Planet. Sci. Lett.* 23, 1-7.
- Wänke, H., Baddenhausen, H., Cendales, M., Dreibus, G., Hofmeister, H., Kruse, H., Jagoutz, E., Palme, P., Spettel, B., Thacker, R., Vilcsek, E., 1977. On the chemistry of lunar samples and achondrites. Primary matter in the lunar highlands: a re-evaluation. *Proc. 8th Lunar Sci. Conf.* 2, 2191-2213.
- Ward, D., Bischoff, A., Roszjar, J., Bernt, J., Whitehouse, M.J., 2017. Trace element inventory of meteoritic Ca-phosphates. *Am. Min.* 102, 1856-1880.
- Wasserburg, G.J., Hutcheon, I. D., Aléon, J., Ramon, E. C.; Krot, A. N., Nagashima, K., Brearley, A. J., 2011. Extremely Na- and Cl-rich chondrule from the CV3 carbonaceous chondrite Allende. *Geochim. Cosmochim. Acta* 75, 4752-4770.
- Wasson, J. T., Isa, J., Rubin, A.E., 2013. Compositional and petrographic similarities of CV and CK chondrites: A single group with variations in textures and volatile concentrations attributable to impact heating, crushing and oxidation. *Geochim. Cosmochim. Acta* 108, 45-62.
- Wasson, J.T., Kallemeyn, G.W., 1988. Composition of chondrites. *Phil. Trans R. Soc. Lond.* A325, 535-544.
- Weisberg, M. K., Prinz, M., Clayton, R. N., Mayeda, T.K., Grady, M.M., Franchi, I., Pillinger, C. T., Kallemeyn, G. W., 1996. The K (Kakangari) chondrite grouplet. *Geochim. Cosmochim. Acta*, 60, 4253-4263.
- Wellman, T.R., 1969. The vapor pressure of NaCl over decomposing sodalite. *Geochim. Cosmochim. Acta* 33, 1302-1303.
- Wiik, H.B., 1956. The chemical composition of some stony meteorites. *Geochim. Cosmochim. Acta* 9, 279-289.
- Wood, B.J., Smythe D.J., Harrison T., 2019. The condensation temperatures of the elements: A reappraisal. *Am. Min.* 104, 844-856.

- Wulf, A.V., Palme H., Jochum, K.P., 1995. Fractionation of volatile elements in the early solar system: evidence from heating experiments on primitive meteorites. *Planetary Space Sci.* 43, 451-468.
- Wytenbach, A. 1967 quoted in Eugster, O., Eberhardt, P., Geiss, J., 1969. Isotopic analyses of krypton and xenon in fourteen stone meteorites. *J. Geophys. Res.* 74, 3874-3896.
- Wytenbach, A., von Gunten, H.R., Scherle, W., 1965. Determination of bromine content and isotopic composition of bromine in stony meteorites by neutron activation. *Geochim. Cosmochim. Acta* 29, 467-474.
- Yang, W., 2019. Rotating solar models with low metal abundances as good as those with high metal Abundances. *Astrophys. J.* 873, 18.
- Yokoyama, T., et al., 2022. Samples returned from the asteroid Ryugu are similar to Ivuna-type carbonaceous chondrites. *Science* 10.1126/science.abn7850 (2022).
- Zaikowski, A., 1980. I-Xe dating of Allende inclusions: Antiquity and fine structure. *Earth Planet. Sci. Lett.* 47, 211-222.
- Zaitsev, A.I., Dobrokhotova, Zh.V., Litvina, A.D., Mogutnov, B.M., 1995. Thermodynamic properties and phase equilibria in the Fe-P system. *J. Chem. Soc. Farad. Trans* 91, 703-712.
- Zipfel, J., Bischoff, A., Schulz, L., Spettel, B., Dreibus, G., Schonbeck, T., Palme, H., 2010. Mineralogy, chemistry, and irradiation record of Neuschwanstein(EL6) chondrite, *Meteoritics Planet. Sci.* 45, 1488-1501.
- Zolensky, M. E., Bodnar, R. J., Schwandt, C., Yang, S.V., 2000. Halide minerals in the Monahans (1998) and Zag H chondrite regolith breccias. *Lunar Planet. Sci. Conf.*31, # 1181.
- Zolotov M. Y., Mironenko, M. V., 2007. Hydrogen chloride as a source of acid fluids in parent bodies of chondrites. *Lunar Planet. Sci. Conf.* 38, #2340.