


Constraints on Nuclear Symmetry Energy Parameters

James M. Lattimer 

Department of Physics & Astronomy, Stony Brook University, Stony Brook, NY 11794-3800, USA;
james.lattimer@stonybrook.edu

Abstract: A review is made of constraints on the nuclear symmetry energy parameters arising from nuclear binding energy measurements, theoretical chiral effective field predictions of neutron matter properties, the unitary gas conjecture, and measurements of neutron skin thicknesses and dipole polarizabilities. While most studies have been confined to the parameters S_V and L , the important roles played by, and constraints on K_{sym} , or, equivalently, the neutron matter incompressibility K_N , are discussed. Strong correlations among S_V , L , and K_N are found from both nuclear binding energies and neutron matter theory. However, these correlations somewhat differ in the two cases, and those from neutron matter theory have smaller uncertainties. To 68% confidence, it is found from neutron matter theory that $S_V = 32.0 \pm 1.1$ MeV, $L = 51.9 \pm 7.9$ MeV and $K_N = 152.2 \pm 38.1$ MeV. Theoretical predictions for neutron skin thickness and dipole polarizability measurements of the neutron-rich nuclei ^{48}Ca , ^{120}Sn , and ^{208}Pb are compared to recent experimental measurements, most notably the CREX and PREX neutron skin experiments from Jefferson Laboratory. By themselves, PREX I+II measurements of ^{208}Pb and CREX measurement of ^{48}Ca suggest $L = 121 \pm 47$ MeV and $L = -5 \pm 40$ MeV, respectively, to 68% confidence. However, we show that nuclear interactions optimally satisfying both measurements imply $L = 53 \pm 13$ MeV, nearly the range suggested by either nuclear mass measurements or neutron matter theory, and is also consistent with nuclear dipole polarizability measurements. This small parameter range implies $R_{1.4} = 11.6 \pm 1.0$ km and $\Lambda_{1.4} = 228^{+148}_{-90}$, which are consistent with NICER X-ray and LIGO/Virgo gravitational wave observations of neutron stars.

Keywords: nuclear symmetry energy; neutron stars; neutron skins; neutron star radii

Citation: Lattimer, J. M. Constraints on Nuclear Symmetry Energy Parameters. *Preprints* 2023, 1, 0. <https://doi.org/>

Academic Editor: Armen Sedrakian

Publisher's Note: MDPI stays neutral with regard to jurisdictional claims in published maps and institutional affiliations.

1. Introduction

The nuclear symmetry energy, and its density dependence, as characterized by the traditional symmetry energy parameters S_V and L , has been the focus of much recent activity because it is the most direct link between nuclear physics and nuclear astrophysics [1–3]. Both the expected neutrino and gravitational wave signals from gravitational collapse supernovae within our Galaxy are sensitive to the symmetry energy [4–6]. The symmetry energy near the baryon density at saturation, $n_s = 0.155 \pm 0.005 \text{ fm}^{-3}$, determines the radius [7] of a neutron star (NS), which strongly influence the expected gravitational signals from their mergers [8,9]. The symmetry energy also affects the NS crust's thickness and thermal relaxation time, potentially observable in cooling and accreting [10] NSs and in giant magnetar flares [11–13]. The composition of matter at densities above n_s , and the existence of neutrino processes which can rapidly cool NSs, depend on the density dependence of the symmetry energy [14], as do predicted properties of neutron-rich nuclei and reaction rates involved in the astrophysical r-process [15].

Experimental attempts to constrain the nuclear symmetry energy parameters include measurements of nuclear masses, neutron skin thicknesses, nuclear dipole polarizabilities, giant and pygmy dipole resonance energies, flows in heavy-ion collisions, and isobaric analog states. These constraints are influenced by varying degrees of model dependence. In addition, recent advances in neutron matter theory, especially that of systematic expansions involving chiral effective field theory (χ EFT) [16], also constrain the symmetry energy parameters.

Copyright: © 2022 by the author. Licensee MDPI, Basel, Switzerland. This article is an open access article distributed under the terms and conditions of the Creative Commons Attribution (CC BY) license (<https://creativecommons.org/licenses/by/4.0/>).

Of considerable interest are the recent parity-violating electron scattering neutron skin experiments of ^{208}Pb (PREX-I and PREX-II) [17] and ^{48}Ca [18]. These measure the mean square difference of the neutron and proton radii using a technique which is argued to be the most direct and least model-dependent experiment to date [19]. PREX I+II combined yields $r_{np}^{208} = 0.283 \pm 0.071$ fm [17], which implies [20] 68% confidence ranges of $S_V = 38.29 \pm 4.66$ MeV and $L = 109.56 \pm 36.41$ MeV. Both values, and the measured value of r_{np}^{208} itself, are considerably larger than from expectations from neutron matter and nuclear binding energies, and also from previous measurements, although overlapping with them at about the 90% confidence level. This indicates a tension with the current understanding of the equation of state (EOS). For example, these results imply a tidal deformability that lies above the 90% confidence upper limit established for a $1.4M_\odot$ NS by the LIGO/Virgo observation of the binary NS (BNS) merger GW170817 [21,22]. In contrast, the measurement of the neutron skin of ^{48}Ca using the same technique [18] are somewhat smaller than the average of earlier experimental measurements and expectations from nuclear binding energies and neutron matter theory.

Ref. [23] performed a Bayesian analysis of the PREX and CREX results. They found that the two experimental results are incompatible with each other at 68% confidence level, but compatible at 90% confidence level. Combining the data, they inferred $S_V = 30.2^{+4.1}_{-3.0}$ MeV and $L = 15.3^{+46.8}_{-41.5}$ MeV at 90% confidence level. They find the combined results predict r_{np}^{48} close to the CREX result, but predict r_{np}^{208} considerably smaller than the PREX result. Ref. [24] also performed a combined analysis, and conclude that a simultaneous accurate description of the skins of ^{48}Ca and ^{208}Pb cannot be achieved with their models that accommodate mass, charge radii and experimental dipole polarizabilities.

In this paper we take a different perspective by discovering the properties of nuclear interactions fit to binding energy and charge radii of large numbers of nuclei that best satisfy both PREX and CREX measurements. We agree with the assessments of both Ref. [23,24] that no conventional nuclear interaction can fit both measurements to 68% confidence level. However, our optimum fit results in ranges of S_V and L that not only have central values larger than those estimated by Ref. [23] but also smaller uncertainties. Our results also agree with results from neutron matter theory while those from Ref. [23] do not. We find similar results when historical measurements of the neutron skins of both nuclei are utilized, instead, suggesting that systematic uncertainties in the measurements are not dominant.

We begin by summarizing nuclear binding energy and theoretical neutron matter constraints on the nuclear symmetry energy parameters S_V , L and K_N . We show that estimates of symmetry energy parameters from chiral Lagrangian expansions of nuclear matter are more reliably estimated from neutron matter calculations than from both neutron and symmetric matter calculations. We explore systematic uncertainties in parameter estimation stemming from the choice of nuclear interaction model, and note apparent inconsistencies associated with relatively stiff relativistic mean field (RMF) interactions. We show that nuclear models fit to nuclear binding energies that optimally satisfy both CREX and PREX neutron skin measurements confine symmetry parameter values to narrow ranges that are consistent with expectations from neutron matter theory. We also show that they are also consistent with theoretical estimates based on dipole polarizability experiments. We also compare our estimates of symmetry parameters from those estimated from astrophysical observations of neutron stars, especially from gravitational wave observations of GW170817 and Neutron Star Interior Composition Explorer (NICER) X-ray observations of PSR J0030+0451 [25,26] and PSR J0740+6620 [27,28].

2. The Nuclear Symmetry Energy

The nuclear symmetry energy $S(n)$ is defined here to be the difference between the energies of pure neutron matter (PNM), E_N , and isospin symmetric nuclear matter (SNM),

$E_{1/2}$, at the baryon density n . Related quantities are the density-dependent coefficients, $S_n(n)$, of an expansion of the bulk energy per baryon, $E(n, x)$, in powers of the neutron excess $1 - 2x$:

$$E(n, x) = E_{1/2}(n) + S_2(n)(1 - 2x)^2 + S_3(n)(1 - 2x)^3 + \dots \quad (1)$$

A common approximation is to retain only the quadratic term in Equation (1) at every density, even for small proton fractions x , so that $S(n) \simeq S_2(n)$. Chiral Lagrangian expansions for PNM, nuclear matter with admixtures of protons, and SNM, indicate that this approximation appears valid [29] for all values of x . For matter with densities below n_s , such as that in nuclei, experimental evidence for higher-than-quadratic contributions is lacking, but this could be partly due to the near-symmetric character of nuclei. It is customary to introduce the volume symmetry energy $S_V = S_2(n_s)$, symmetry slope $L = 3n_s(dS_2/dn)_{n_s}$, symmetry incompressibility $K_{sym} = 9n_s^2(d^2S_2/dn^2)_{n_s}$, and symmetry skewness $Q_{sym} = 27n_s^3(d^3S_2/dn^3)_{n_s}$ parameters, the coefficients of a Taylor expansion in density around n_s :

$$S_2 = S_V + \frac{L}{3}(u - 1) + \frac{K_{sym}}{18}(u - 1)^2 + \frac{Q_{sym}}{162}(u - 1)^3 + \dots, \quad (2)$$

where $u = n/n_s$. If only the quadratic term in Equation (1) is retained, we note that $S = S_2$. As a result, the energy per baryon E_N and the pressure P_N of PNM at n_s become

$$E_N(n_s) = E(n_s, 0) = S_V - B; \quad P_N(n_s) = P(n_s, 0) = Ln_s/3, \quad (3)$$

where $B \equiv -E_{1/2}(n_s) = 16 \pm 1$ MeV is the bulk binding energy parameter of SNM.

We also introduce the incompressibility and skewness parameters for SNM, $K_{1/2}$ and $Q_{1/2}$, and for PNM, K_N and Q_N , respectively, so that

$$\begin{aligned} E_{1/2} = E(u, 1/2) &= -B + \frac{K_{1/2}}{18}(u - 1)^2 + \frac{Q_{1/2}}{162}(u - 1)^3 + \dots, \\ E_N = E(u, 0) &= \frac{L}{3}(u - 1) + \frac{K_N}{18}(u - 1)^2 + \frac{Q_N}{162}(u - 1)^3 + \dots. \end{aligned} \quad (4)$$

The corresponding parameters for the symmetry energy are $K_{sym} = K_N - K_{1/2}$ and $Q_{sym} = Q_N - Q_{1/2}$. $K_{1/2} \simeq 230 \pm 20$ MeV has been deduced from giant monopole resonances [30,31], but there is little direct experimental evidence for $Q_{1/2}$, K_N or Q_N .

In this section, we explore correlations involving the symmetry parameters that arise, experimentally, from fitting nuclear binding energies, and, theoretically, from recent neutron matter theory predictions. Neither of these methods can alone predict values of S_V or L to high precision. However, since these correlations are motivated by different considerations, combining them can yield additional restrictions.

2.1. Nuclear Mass Fitting

It is straightforward to understand why a strong correlation between S_V and L from fitting nuclear masses exists by using the simple nuclear liquid drop model, which consists of five main terms,

$$E_{LD}(A, I) = [-B + S_V I^2]A + [E_S - S_S I^2]A^{2/3} + E_{Coul}. \quad (5)$$

Here $I = 1 - 2Z/A$ and the individual terms represent the volume, surface, and Coulomb energies, respectively. Additionally, one should consider shell and pairing energies. The terms proportional to I^2 represent the symmetry energy of a nucleus:

$$S_{LD}(A, I) \simeq S_V A I^2 (1 - S_S A^{-1/3} / S_V). \quad (6)$$

If the Coulomb energy is ignored, the experimental symmetry energy $\mathcal{S}_{exp}(A, I)$ can be found by taking half the difference of the measured energies $E_{exp}(A, I)$ of nuclei having the same mass but values of Z and N each differing by 2 units. This procedure also effectively eliminates shell and pairing effects.

The optimum values of the parameters S_V and S_S can be found by minimizing

$$\chi^2 = \sum_i^{\mathcal{N}} \frac{[\mathcal{S}_{exp}(A_i, I_i) - \mathcal{S}_{LD}(A_i, I_i)]^2}{\mathcal{N}\sigma^2} \quad (7)$$

with respect to themselves. \mathcal{N} is the number of measured nuclei, and $\sigma \sim 1$ MeV is a fiducial uncertainty. The result is a confidence ellipse centered at S_V and S_S with uncertainties, angle with respect to the S_S axis, and correlation coefficient

$$\sigma_V = \sqrt{\chi_{VV}^{-1}}, \quad \sigma_S = \sqrt{\chi_{SS}^{-1}}, \quad \alpha = \frac{1}{2} \tan^{-1} \frac{2\chi_{VS}}{\chi_{SS} - \chi_{VV}}, \quad r = \frac{\chi_{VS}}{\sqrt{\chi_{VV}\chi_{SS}}}, \quad (8)$$

respectively, where χ^{-1} is the matrix inverse of $\chi_{ij} = \partial^2 \chi^2 / \partial S_i \partial S_j$. The slope of the confidence ellipse is $dS_S/dS_V = \cot \alpha \simeq \sigma_S/\sigma_V$ when α is small. Since \mathcal{S}_{LD} is linear in S_V and S_S , the symmetric matrix χ^2 depends only on the measured A_i and I_i , not on S_V or S_S ,

$$[\chi_{VV}, \chi_{SV}, \chi_{SS}] = \frac{2}{\mathcal{N}\sigma^2} \sum_i I_i^4 [A_i^2, -A_i^{5/3}, A_i^{4/3}] \simeq \frac{1}{\sigma^2} [61.6, -10.7, 1.87]. \quad (9)$$

Numerical values were obtained by using the set of 2336 nuclei from Ref. [32] with $N \geq 40$ or $Z \geq 40$. As a result, one finds $\sigma_V = 2.3\sigma$, $\sigma_S = 13.2\sigma$, $\alpha \simeq 9.8^\circ$ and $r = 0.997$, which represents a high degree of correlation.

To convert this correlation into one involving S_V and L , it can be noted that S_S originates from an integration of the density-dependent symmetry energy through the nuclear density profile. In the plane-parallel approximation, it can be shown [1] that

$$S_S = \frac{E_S S_V}{2} \frac{\int_0^1 \sqrt{u} (S_V/S(u) - 1) (E(u, 1/2) + B)^{-1/2} du}{\int_0^1 \sqrt{u} (E(u, 1/2) + B)^{1/2} du} \quad (10)$$

The simple approximations $S(u) \simeq S_V + L(u - 1)/3$ and $E(u, 1/2) \simeq -B + K_{1/2}(u - 1)^2$ lead to

$$\frac{S_S}{S_V} \simeq \frac{135E_S}{2K_{1/2}} \left[1 - \left[\frac{1}{a} - 1 \right]^{1/2} \tan^{-1} \left(\left[\frac{1}{a} - 1 \right]^{-1/2} \right) \right]. \quad (11)$$

where $a = L/(3S_V)$. When $a \simeq 2/3$ and $135E_S/(2K_{1/2}) \simeq 5$, one finds that $S_S/S_V \simeq 1.62$ and $d(S_S/S_V)/da \simeq 3.85$. As a result, S_S increases rapidly with L , and the steep $S_S - S_V$ correlation translates into a steep $L - S_V$ correlation, $dL/dS_V \simeq 6$, with a similar correlation coefficient. The liquid droplet model [33], in which the nuclear symmetry energy enters as

$$S_{LD}(A, I) = AI^2 S_V (1 + S_S A^{-1/3} / S_V)^{-1}, \quad (12)$$

provides a much improved fit, and also shows a significant correlation between S_V and L .

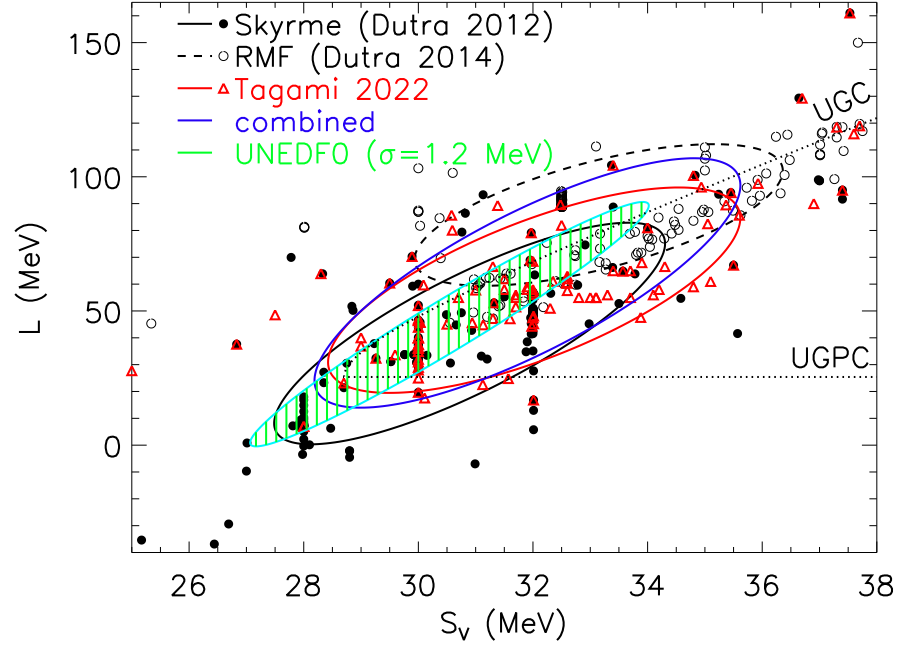


Figure 1. S_V and L data from individual Skyrme (black filled circles, Ref. [34]), relativistic mean field (RMF, black open circles, Ref. [36]) forces, both interaction types (Tagami 2022, red triangles, Ref. [37]), and all tabulated interactions (combined); corresponding 68.3% confidence ellipses are shown. The green hatched confidence ellipse is taken from the UNEDF collaboration [38] using $\sigma = 1.2$ MeV (see text). The bounds provided by the Unitary Gas Conjecture (UGC, [35]) and the Unitary Gas Pressure Conjecture are shown as dotted curves.

This correlation naturally appears when comparing large numbers of non-relativistic Skyrme-like and RMF nuclear interactions which were fitted to nuclear binding energies and, in some cases, additional properties, such as charge radii. Of the 240 Skyrme-like interactions studied by Ref. [34], 45 can be rejected [35] since they have some saturation properties (including $K_{1/2}$) outside the empirical window or other anomalous behavior. Similarly, of the 256 RMF interactions studied by Ref. [36], 100 can be rejected [35]. The compilation of Ref. [37] contains an additional 206 interactions of both types, of which 169 survive the conditions imposed by Ref. [35], but an additional 58 of these are duplicates from Refs. [34,36]. The properties of confidence ellipses for these three groups of interactions are shown in Table 1.

The UNEDF collaboration [38] determined an $S_V - L$ correlation in a more precise fashion using a universal energy density functional fit to binding energies and charge radii of selected closed-shell nuclei. The confidence ellipse size depends on the arbitrary value of a fiducial uncertainty parameter σ . The value $\sigma \simeq 1.2$ MeV yields an approximately equal uncertainty to that of the Skyrme forces in the compilation of Ref. [34], as seen in Figure 1. This is not surprising given the fact that the universal energy density functional of Ref. [38] is non-relativistic. However, the correlation is much tighter than those found from the compilation of Refs. [34,36,37] possibly because the latter forces were not subjected to the same strict calibration involving charge radii. Note that the slope and best-fit parameter values S_{V0} and L_0 do not depend on the parameter σ . Table 1 gives the confidence ellipse specifics.

Table 1. Symmetry energy parameter correlations.

Method/ $S_V - L$	S_{V0} (MeV)	L_0 (MeV)	σ_{S_V} (MeV)	σ_L (MeV)	r
UNEDF [38]	30.5	45.1	1.9	24.0	0.970
Skyrme [34]	30.9	41.5	2.25	27.2	0.812
RMF [36]	33.1	85.8	2.12	17.4	0.625
Tagami [37]	32.0	57.7	2.37	25.2	0.702
Combined [34,36,37]	32.1	62.2	2.45	30.6	0.783
Combined + UGC/UGPC	32.5	57.7	2.09	20.7	0.920
χ EFT (SNM+PNM) [39]	31.7	59.8	1.1	4.2	0.715
χ EFT (SNM+PNM)	31.7	60.4	2.4	8.1	0.913
χ EFT (PNM)	32.0	51.9	1.1	7.9	0.978
neutron skin (CREX+PREX)	32.2	52.9	1.7	13.2	0.820
neutron skin (other)	31.0	42.1	1.2	8.2	0.729
Method/ $K_N - L$	K_{N0} (MeV)	L_0 (MeV)	σ_{K_N} (MeV)	σ_L (MeV)	r
Skyrme [34]	73.3	41.6	98.9	27.2	0.952
RMF [36]	234.0	85.8	63.6	17.4	0.666
Tagami 2022 [37]	161.9	57.9	99.5	25.6	0.757
Combined [34,36,37]	147.7	60.4	113.7	30.6	0.899
Combined [34,36,37] + UGC/UGPC	137.3	57.7	74.8	20.7	0.745
χ EFT (SNM+PNM)	172.1	60.4	27.4	8.1	0.558
χ EFT (PNM)	152.3	51.9	35.1	7.9	0.993
neutron skin (CREX+PREX)	141.6	52.9	73.2	13.2	0.530
neutron skin (other)	104.8	42.1	75.4	8.2	0.590
Method/ $Q_N - L$	Q_{N0} (MeV)	L_0 (MeV)	σ_{Q_N} (MeV)	σ_L (MeV)	r
Skyrme [34]	75.3	41.6	178.5	27.2	-0.843
RMF [36]	-211.9	85.8	421.4	17.4	-0.017
Combined [34,36]	-53.4	61.2	341.2	32.1	-0.498
Combined [34,36] + UGC/UGPC	7.86	58.2	297.1	21.6	-0.378
χ EFT (SNM+PNM)	-123.3	60.4	381.3	8.1	-0.686
χ EFT (PNM)	112.8	51.9	90.7	7.9	0.398

It is also possible to consider correlations involving incompressibilities and skewnesses, It will be seen to be more straightforward to consider $K_N = K_{1/2} + K_{sym}$ and $Q_N = Q_{1/2} + Q_{sym}$ rather than K_{sym} and Q_{sym} . Figure 2 displays these correlations for the interactions compiled by Refs. [34,36,37]. Generally, it is seen that K_N and L are more highly correlated than S_V and L for model interactions, especially for Skyrme-like interactions. Although Q_N and L are highly correlated for Skyrme-like interactions, they are much less correlated for RMF interactions.

It is clear there are systematic differences between the behaviors of Skyrme and RMF interactions. In particular, Skyrme forces tend to display higher degrees of parameter correlations than do RMF forces. In addition, mean values of the parameters S_V, L and K_N are larger, and Q_N is smaller, for RMF compared to Skyrme forces. Importantly, these trends raise predicted values of neutron skin thicknesses of neutron-rich nuclei, and, further, raise values of P_N for $n > n_s$ which increases estimated values of neutron star radii as shown in section 5. For the compilations of Refs. [34,36], there are 2 1/2 times as many surviving Skyrme interactions as RMF interactions, but for the compilation of Ref. [37], the two types are more equally represented. These relative populations are reflected in their combined correlation.

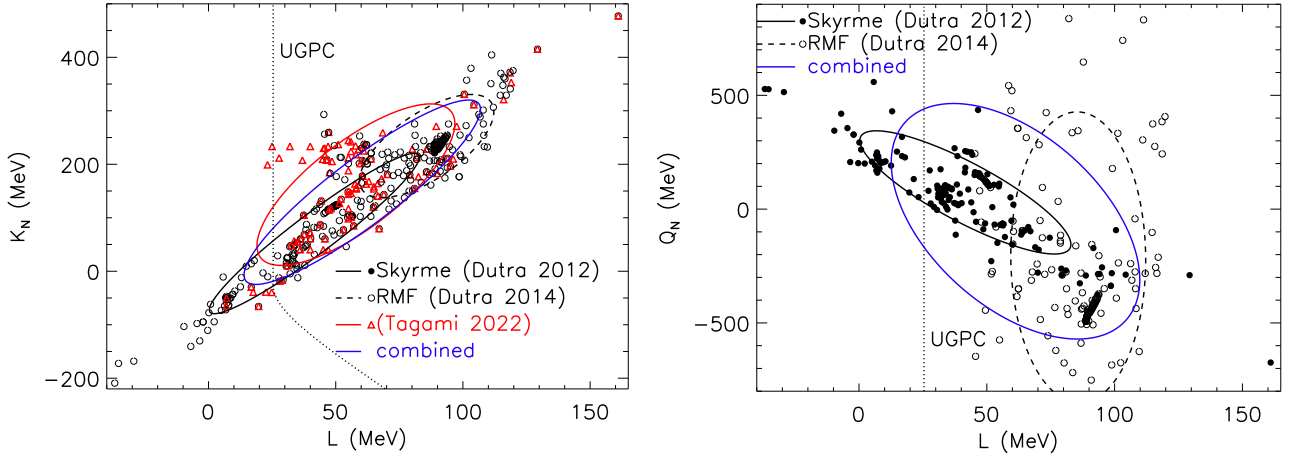


Figure 2. The same as Figure 1 but for correlations between K_N and L (left panel) and Q_n and L (right panel). The Unitary Gas Pressure Conjecture restricts allowable regions to the right of the dotted lines labelled UGPC.

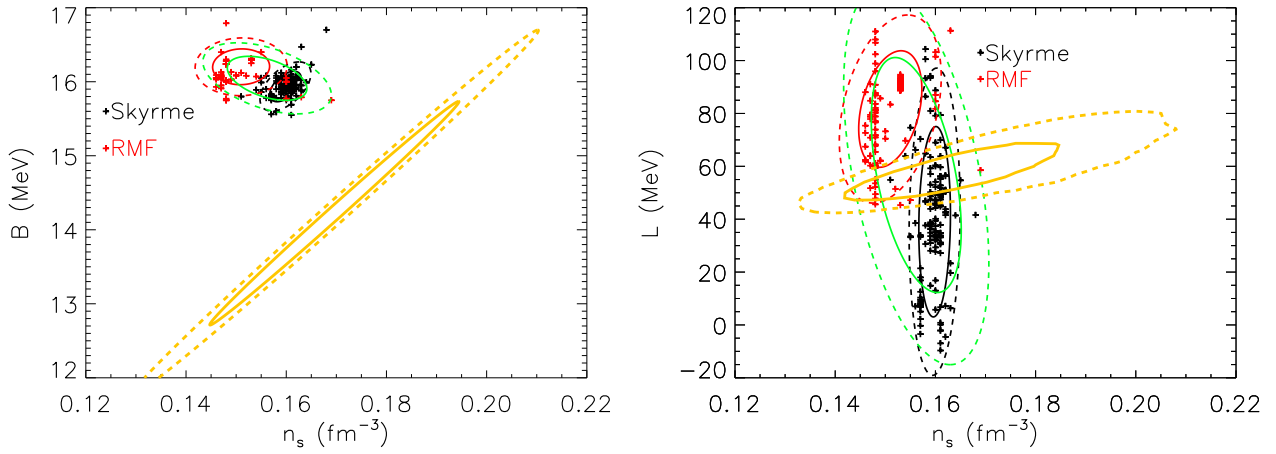


Figure 3. Correlations among symmetric energy parameters of forces in compilations of Refs. [34,36]. The left and right panels show the $B - n_s$ and $L - n_s$ correlations, respectively. Individual interactions are shown by filled circles. 68.3% and 95% confidence ellipses for Skyrme (RMF) interactions are shown by black (red) solid and dashed ellipses, respectively; green ellipses show the confidence ellipses for the combined force models. 68.3% and 95.5% confidence regions determined from χ EFT calculations of SNM plus PNM (see Section 2.2) are shown by the orange solid and dotted curves, respectively.

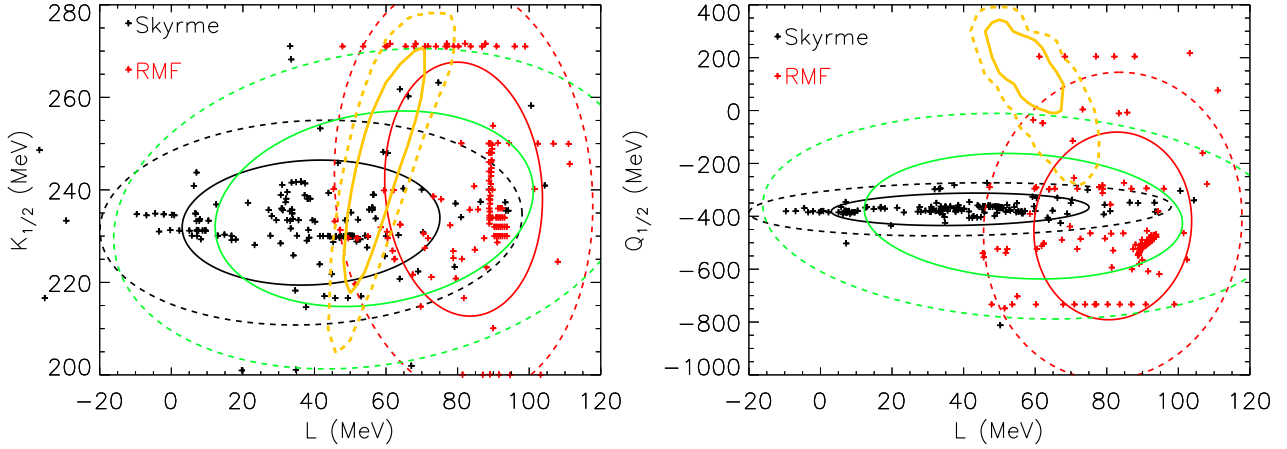


Figure 4. The same as Figure 3 except the left and right panels show the $L - K_{1/2}$ and $L - Q_{1/2}$ correlations, respectively.

Other systematic differences exist for symmetric matter parameters as well. For comparison, we display, using the databases of Refs. [34,36], correlations among the symmetric energy parameters n_s , B , $K_{1/2}$, and $Q_{1/2}$, or between these symmetric energy parameters and L , in Figures 3 and 4. The parameters cluster in what defines the empirical saturation window, but display themselves display relatively weak correlations. The UNEDF Collaboration [38] also confirmed the lack of significant correlations among B , n_s and $K_{1/2}$ and between those parameters and L or S_V .

2.2. Neutron Matter Theory

A major recent advance in the understanding of nuclear matter has been made possible through the development of chiral effective field theory (χ EFT) [40,41] which provides the only known framework allowing a systematic expansion of nuclear forces at low energies [42–45] based on the symmetries of quantum chromodynamics, the fundamental theory of the strong interaction. In particular, χ EFT allows one to derive systematic estimates of uncertainties of thermodynamic quantities [46–49] for zero-temperature matter for densities up to $\sim 2n_s$ with two- and three-nucleon interactions at the next-to-next-to-next-to-leading order (N³LO). The energy and pressure of SNM are presented, for example by Ref. [39], as central values and their standard deviations as a function of density. Corresponding values of the energy and pressure of PNM are also given.

Ref. [39] found that the energies and pressures, and the their uncertainties, for PNM and SNM are each significantly correlated, and also significantly correlated with each other. From these calculations, Ref. [39] thereby determined the correlation between S_V and L tabulated in Table 1. It is significantly flatter than from mass fitting, but has very consistent mean values.

These results can be generally reproduced directly using the SNM and PNM results and assuming a high degree of correlation between them. The SNM calculations predict a distribution of saturation densities n_s (defined by the relation $P_{1/2}(n_s) = 0$), as well as distributions of binding energy ($B = -E_{1/2}(n_s)$), incompressibility ($K_{1/2}$) and skewness ($Q_{1/2}$) parameters. These distributions are displayed in Figures 3 and 4.

Combining these results with PNM calculations and their distributions of neutron matter energy ($E_N(n_s)$) and pressures ($P_N(n_s)$) at the saturation density then yields distributions of S_V

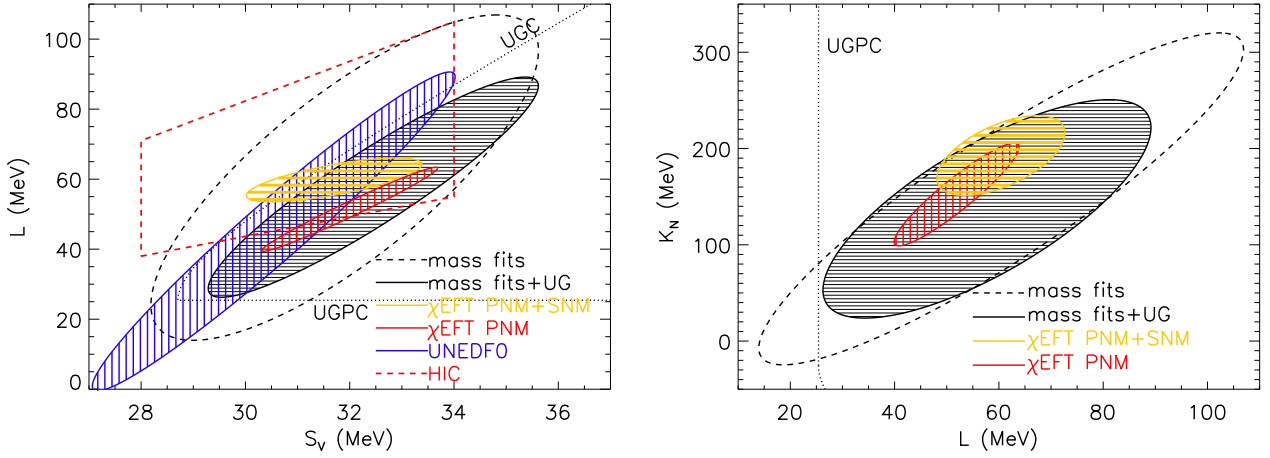


Figure 5. Black correlation ellipses for $S_V - L$ (**left panel**) and $K_N - L$ (**right panel**) use model interaction data [34,36,37], with (solid) and without (dashed) application of Unitary Gas Constraints [35] boundaries (dotted). The blue confidence ellipse shows UNEDF [38] results assuming $\sigma = 1.2$ MeV. The red (brown) confidence ellipses are from chiral EFT studies [39] using PNM results with empirical saturation properties (combined PNM+SNM results). The red-dashed quadrilateral are limits determined from elliptic flows in heavy-ion collisions [50].

and L from $S_V = E_N(n_s) - B$ and $L = 3P_N(n_s)/n_s$, shown in orange in Figure 5 and tabulated in Table 1. This procedure gives a similar slope and mean parameter values as Ref. [39], but systematically larger standard deviations. The differences may be due to our underestimate of correlations in and between SNM and PNM calculations. The analysis can be extended to higher-order neutron matter parameters. The case of K_N is displayed in orange in Figure 5.

In contrast to mass fitting, the uncertainties of B and n_s from SNM χ EFT calculations are extremely large and are also strongly correlated as seen in Figure 3. Most notably, the confidence ellipse does not pass near the empirical saturation window defined by Skyrme or RMF fits to nuclear properties. Other symmetric energy parameters also have large uncertainties and show correlations (Figure 4). Furthermore, the values of $Q_{1/2}$ are inconsistent with those found from nuclear mass fits.

The failure of χ EFT calculations of SNM to saturate inside the empirical saturation window, together with inconsistent values of $Q_{1/2}$, indicates that PNM calculations are much more reliable than SNM calculations at present. This is not surprising, considering that the latter emerges from a delicate cancellation sensitive to the short- and intermediate-range three-body interactions at next-to-next-to-leading order, in contrast to PNM where these interactions are Pauli-blocked [51].

Therefore, we alternatively infer symmetry energy parameters using only χ EFT PNM results for the energy and pressure, including their standard deviations, but coupled with n_s and B values randomly chosen from within the empirical saturation window shown in Figure 3. This alternate χ EFT $S_V - L$ correlation and those involving K_N and L are shown in Figure 5. Interestingly, the correlations so determined have confidence regions with central values consistent with those from mass fitting but with noticeably smaller uncertainties, greater degrees of significance, and also only slightly different slopes. Furthermore, ranges of S_V , L , K_N and Q_N values are compatible with those observed from mass fits, neutron skin and dipole polarizability measurements, as well as astrophysical studies, as shown below.

2.3. The Unitary Gas Conjecture

Ref. [35] proposed a constraint on the symmetry parameters arising from the conjecture that the energy of pure neutron matter was greater, at all densities, than that of a unitary gas. A unitary gas is an idealized theoretical collection of fermions interacting only via pairwise s -wave interactions with an infinite scattering length and a vanishing effective range. The average particle separation in such a gas is the only length scale, so the energy of the unitary gas, E_{UG} , is proportional to the Fermi energy,

$$E_{UG} = \frac{3\hbar^2 k_F^2}{10m_N} \xi_0 \simeq 12.7 \left(\frac{n}{n_s} \right)^{2/3} = E_{UG,0} u^{2/3}, \quad (13)$$

where $k_F = (3\pi^2 n_s)^{2/3}$ is the Fermi wave number at the saturation density, m_N is the neutron mass, the Bertsch parameter, which is experimentally measured [52,53] to be $\xi_0 \simeq 0.37$, and $E_{UG,0} \simeq 12.6$ MeV. In reality, pure neutron matter at low densities has finite scattering length and range, but both properties lead to larger energies than for a unitary gas. In addition, three-body forces in neutron matter are known to be repulsive, further increasing its energy.

The Unitary Gas Conjecture (UGC) states that $E_N \geq E_{UG}$ at all densities. If it is minimally satisfied $E_N(u_t) = E_{UG}(u_t)$ at some arbitrary density u_t , in order for it to remain satisfied at higher and lower densities requires [35]

$$\left(\frac{dE_N}{du} \right)_{u_t} = \left(\frac{dE_{UG}}{du} \right)_{u_t}. \quad (14)$$

These conditions automatically impose constraints on the parameters S_V and L if the symmetry energy is expanded as in Equation (2). For example, it sets a minimum value $S_{V,min} = B + E_{UG,0}$ where $L = 2E_{UG,0}$. Further using the correlations shown in Figure 2 to eliminate K_N and Q_N , and using mean values for ξ_0 , n_s and B , the resulting constraint on S_V and L is displayed in Figure 1 and in subsequent figures. This bound is relatively insensitive to assumed values of K_N and Q_N [35]. It is notable that the UGC is obeyed by nearly all χ EFT results when E_N and empirical values for n_s and B are used (PNM method), but only by about half of χ EFT results using both E_N and $E_{1/2}$ (SNM+PNM method). Similarly, most Skyrme interactions obey the UGC while most RMF forces do not. Even though the exact UGC boundary depends on uncertainties in ξ_0 , n_s , B and the $K_N - L$ and $Q_N - L$ correlations, it serves as a valuable consistency check. It supports our previous argument that χ EFT studies of symmetric matter are not presently accurate enough to provide significant constraints, and, further, that RMF forces do not seem to be as well-suited to fitting nuclear properties as are Skyrme forces.

Because the UGC establishes a lower limit to the energy of pure neutron matter, it effectively sets a lower limit to both the radius and tidal deformability of a neutron star as a function of its mass [54], being more restrictive than causality in this regard.

Although the UGC cannot impose corresponding bounds in the $K_N - L$ or $Q_N - L$ planes, it is possible to propose a corollary Unitary Gas Pressure Conjecture (UGPC), which states that the neutron matter pressure is always greater than the unitary gas pressure for densities larger than n_s . Comparisons shown by Ref. [35] show that this is the case for recent neutron matter calculations and true for PNM chiral EFT studies even considering 90% lower confidence bounds. For $u < 1$, however, it is possible for the unitary gas pressure to be larger than the neutron matter pressure. Using the 90% upper confidence bound suggested by Figure 2 for Q_N as a function of L , but ignoring the correlation between K_N and L , the UGPC imposes the bound in the $K_N - L$ plane shown in Figure 2. All RMF forces obey the UGPC. However, about 30% of the formerly permitted Skyrme forces, those having $L < 2E_{UG,0}$ or $K_N < -2E_{UG,0}$, do not satisfy the UGPC.

One can tighten the constraints imposed from mass fitting by selecting only those forces whose values of S_V and L obey the UGC and the UGPC. The parameters of the revised correlation ellipses for Skyrme and RMF forces are given in Table 1 and also shown in Figure 5.

3. Neutron Skin Thickness Constraints

It has long been known that the neutron skin thicknesses of neutron-rich nuclei, such as ^{48}Ca and ^{208}Pb , are highly dependent upon the symmetry parameter L and more weakly dependent upon S_V . For example, the liquid droplet model predicts that the difference between the mean neutron and proton radii is [33]

$$t_{np} = \frac{2r_o I}{3} \frac{S_S}{S_V} [1 + S_S A^{-1/3} / S_V]^{-1} \quad (15)$$

if Coulomb effects are ignored, where $r_o = (4\pi n_s / 3)^{-1/3}$ and $I = (N - Z) / (N + Z)$. The S_S / S_V term indicates that the radius difference primarily depends on L , and therefore the symmetry energy slope dS/dn and the neutron matter pressure at n_s . However, the appearance of the last term in Equation (15) implies that a stronger correlation of t_{np} exists with the symmetry energy slope dS/dn at a smaller density than n_s , namely about $2n_s/3$ [55,56] which can be viewed as a sort of average nuclear density. This mimics the situation concerning nuclear binding energies. Ref. [55] showed, in particular, that the neutron skin thickness of ^{208}Pb , that is, the root-mean-square neutron-proton radius difference r_{np}^{208} , is linearly correlated with the neutron matter pressure (which is proportional to $n^2 dS/dn$) most strongly at the density $n_1 = 0.10 \text{ fm}^{-3}$:

$$r_{np}^{208} \simeq \frac{(dS/dn)_{0.1}}{882 \pm 32 \text{ MeV fm}^{-2}} \quad (16)$$

We will define the symmetry energy slope as

$$\tilde{L}(n) \equiv 3n \frac{dS}{dn} \quad (17)$$

so that $\tilde{L}(n_s) = L$. Equation (16) is then equivalent to $r_{np} \propto \tilde{L}_1 \equiv \tilde{L}(n_1)$, an estimate later generalized by several authors as

$$r_{np}^{208} = \tilde{a} + \tilde{b} \tilde{L}_1, \quad (18)$$

with \tilde{a} and \tilde{b} coefficients given in Table 2.

Table 2. Coefficients for the relation $r_{np}^{208} = \tilde{a}/\text{fm} + \tilde{b}\tilde{L}_1/\text{MeV}$ and inferred values of \tilde{L}_1 from the error-weighted mean experimental value $r_{np}^{208} = 0.166 \pm 0.017 \text{ fm}$. Also given are two estimated values of \tilde{L}_1 from neutron skin measurements of Sn isotopes. $^\dagger 0.01 \text{ fm}$ uncertainty introduced for consistency.

Reference	\tilde{a}	\tilde{b}	\tilde{L}_1 (MeV)
[55]	0.0	0.00378 ± 0.00014	43.9 ± 4.8
[57]	0.00994 ± 0.01000	0.0036	43.4 ± 5.5
[58]	$0.0101 \pm 0.01^\dagger$	0.00377	41.4 ± 5.2
[1]	0.0148 ± 0.0100	0.00414	36.5 ± 4.8
[20]	0.0590 ± 0.0028	0.00313	34.2 ± 10.5
[59]		Sn isotopes	42.9 ± 4.1
[58]		Sn isotopes	43.7 ± 5.3
		Error-weighted mean	41.7 ± 2.0

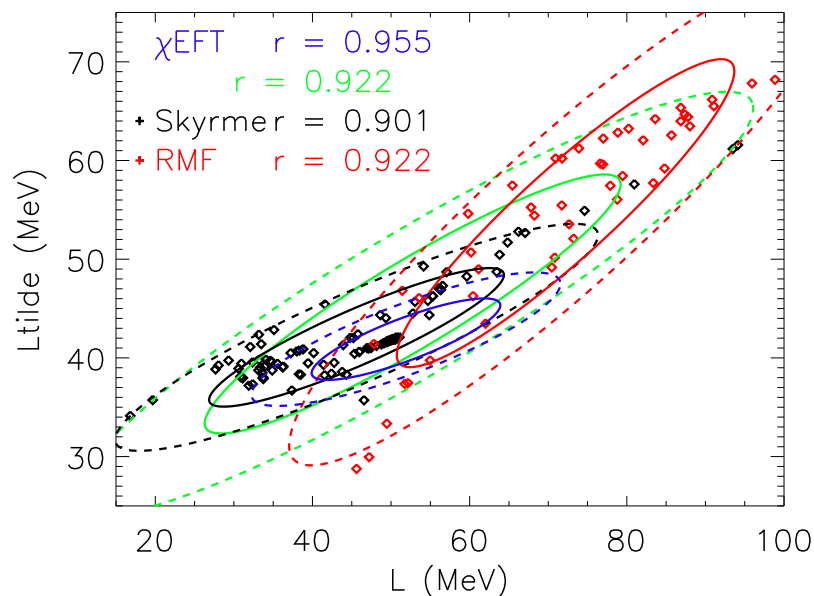


Figure 6. Correlations between $\tilde{L}(u_1)$ (Ltilde) and L for χ EFT PNM (blue) and Skyrme (black) and RMF (red) interactions from Ref. [34,36], respectively. Green ellipses display the combined Skyrme and RMF correlations. Correlation coefficients (r) are shown.

We note that \tilde{L} evaluated at a subsaturation density can be related to other symmetry energy parameters through its Taylor expansion:

$$\tilde{L}(u) = u \left[L + \frac{K_{sym}}{3}(u-1) + \frac{Q_{sym}}{18}(u-1)^2 + \dots \right]. \quad (19)$$

Given the strong correlations between K_{sym} and L , and moderate correlations between Q_{sym} and L , displayed for the Skyrme [34] and RMF [36] forces (both shown in Figure 4), as well as for χ EFT for PNM using B and n_s from the empirical saturation window, it is not surprising that a strong correlation exists also between $\tilde{L}(u_1)$ and L (Figure 6). When the $K_{sym} - Q_{sym} - L$ correlations are combined in Equation (19), they give a 1σ confidence ellipse centered at $L = 50.09$ MeV and $\tilde{L} = 41.86$ MeV, with standard deviations $\sigma_L = 6.81$ MeV and $\sigma_{\tilde{L}} = 2.55$ MeV and correlation 0.843. The result $\tilde{L} = 41.7 \pm 1.9$ MeV from the average Pb and Sn neutron skin thicknesses shown in Table 2) has nearly the same value and uncertainty as those from mass fitting and neutron matter theory shown in Figure 6. Their mean value of about 40 MeV is supported by the results of Refs. [58,59] who argued that a linear $r_{np} - \tilde{L}$ correlation also exists for neutron-rich Sn isotopes and derived similar values of \tilde{L} near the density $2n_s/3$ from experimental data (Table 2). Collectively, these Pb and Sn studies yield an average value $\tilde{L}_1 \simeq 42$ MeV. The implied value $L = 49.9 \pm 5.0$ MeV is therefore also in remarkable agreement.

The pseudo-linear correlation between \tilde{L} and L implies good linear correlations should exist between r_{np} with L for both Pb and Sn nuclei. Theoretical modeling, both from mean-field analyses and the dispersive optical model, supports an extension to ^{48}Ca . Linear relations are indeed validated by examining recent compilations [18,20,37,60–62] of neutron skin thicknesses for ^{208}Pb and ^{48}Ca using a multitude of both non-relativistic and relativistic interactions. The compilation from Ref. [37] is especially notable in containing results from 206 Skyrme-like and RMF forces, and the other compilations contribute more than 200 additional values. The model estimates from these compilations are displayed in Figure 7 and slopes, intercepts and standard deviations of the linear fits from each reference, as well as their overall means, are provided in

Table 3. The mean values of the skin thicknesses from all models shown are nearly the same, $r_{np}^{208} = 0.19 \pm 0.05$ fm and $r_{np}^{48} = 0.18 \pm 0.03$ fm, but the two correlations have different slopes. Both are within $\pm 1\sigma$ of the respective mean experimental measurements, see Tables 4 and 5, indicating an overall consistency exists between theory and experiment even though most of the models displayed were not explicitly fit to neutron skin values but rather to binding energy data. In other words, there is no reason to expect that either conventional interactions or modeling lead to large systematic uncertainties with respect to calculations of neutron skin thicknesses.

Table 3. Slopes, intercepts, and standard deviations of linear fits $r_{np}/\text{fm} = a \pm \Delta a + bL/\text{MeV}$.

Reference	a	b
^{208}Pb		
[37]	0.0963 ± 0.0041	0.001566
[18]	0.1028 ± 0.0115	0.001617
[60]	0.0964 ± 0.0039	0.001563
[20]	0.0865 ± 0.0124	0.001837
[61]	0.0967 ± 0.001447	0.00145
[62]	0.0986 ± 0.0137	0.001537
Mean	0.0996 ± 0.0096	0.001518
^{48}Ca		
[37]	0.1250 ± 0.0028	0.000873
[18]	0.1261 ± 0.0056	0.000990
[60]	0.1290 ± 0.0037	0.000791
Mean	0.1255 ± 0.0052	0.000882

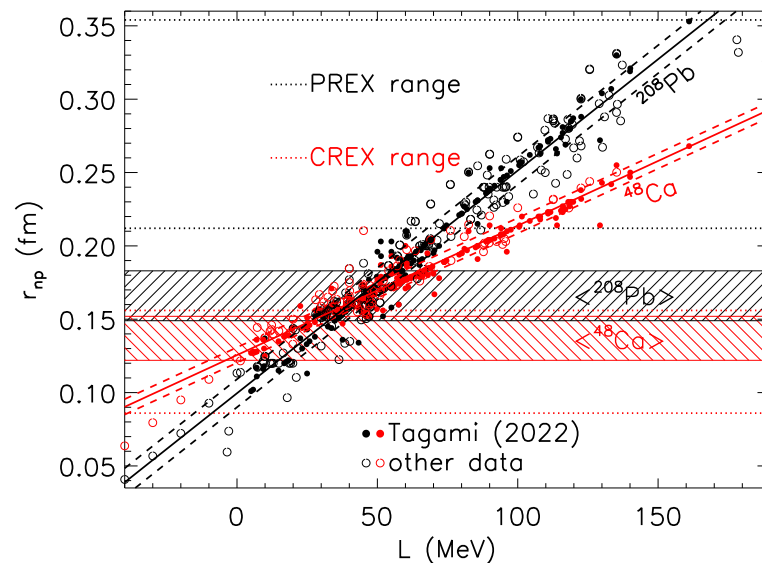


Figure 7. Neutron skin thicknesses of ^{48}Ca (red) and ^{208}Pb (black) from interactions compiled in Ref. [37] (filled circles) and Refs. [18,60,63,64] (open circles). Means (1 standard deviations) of linear correlations are shown as solid (dashed) lines. The horizontal shaded bands indicate the 1 standard deviation ranges of the averaged experimental results. The dotted black (red) lines indicate the 1 standard deviation range of r_{np}^{208} (r_{np}^{48}) from PREX I+II [17] (CREX [18]).

Nevertheless, it is worth mentioning that two recent more sophisticated theoretical predictions give divergent views. Relatively small values of neutron skins are implied by coupled cluster ab-initio calculations which predict $r_{np}^{48} = 0.135 \pm 0.015$ fm [65] and $r_{np}^{208} = 0.17 \pm 0.03$ fm [66], which are close to the respective experimental means (Table 4). On the other hand, the nonlocal dispersive optical model predicts that finite-size effects play an important role in enhancing the neutron skin, giving $r_{np}^{208} = 0.25 \pm 0.05$ fm [67] and $r_{np}^{48} = 0.249 \pm 0.023$ fm [68], both of which are considerably larger than the respective experimental means.

The strong linear correlations existing between model calculations of the neutron skins of these two nuclei with L obviously implies a strong linear correlation exists between the skin thicknesses themselves. Neutron skin data from Ref. [37] alone follows the linear relation

$$r_{np}^{48} = (0.0716 \pm 0.0006) \text{ fm} + 0.5554 r_{np}^{208} \quad (20)$$

with a very small uncertainty. Including 179 skin calculations using additional Skyrme and RMF forces by Refs. [18,60,63,64], the mean linear relation becomes

$$r_{np}^{48} = (0.0730 \pm 0.0048) \text{ fm} + 0.56157 r_{np}^{208}, \quad (21)$$

which is virtually identical except for having a larger standard deviation reflecting a greater variation in underlying forces (and possibly less strict constraints regarding fitting nuclear masses and charge radii). The $\pm 1\sigma$ confidence bounds on the overall linear correlation are shown as straight dashed lines in Figure 9. We note that these references contain a number of the same interactions. These duplicate calculations show variations of as much as 0.01 fm, which should be included as a systematic modeling uncertainty. However, this uncertainty is small enough that it does not affect the results significantly. We also note that Ref. [69] has argued that an accurate determination of r_{np}^{208} is insufficient to constrain r_{np}^{48} because of the significant difference in the surface-to-volume ratio of these two nuclei, a conclusion, however, not supported by our results.

3.1. Neutron Skin Measurements and Correlations

The nuclides ^{48}Ca and ^{208}Pb are especially important because they are the only stable neutron-rich, closed-shell, nuclei. Measurements of their neutron skin thicknesses are summarized in Tables 4 and 5, as well as Figure 8. The error-weighted mean of all tabulated experimental measurements is $r_{np}^{208} = 0.166 \pm 0.017$ fm, which is consistent with the average theoretical estimate $r_{np}^{208} = 0.170 \pm 0.008$ fm. The mean of historical measurements not including PREX is $r_{np}^{208} = 0.159 \pm 0.017$ fm. For ^{48}Ca , the mean of all measurements is $r_{np}^{48} = 0.137 \pm 0.015$ fm, about 2σ smaller than the average theoretical estimate $r_{np}^{48} = 0.17 \pm 0.03$ fm. The average of historical measurements not including CREX is $r_{np}^{48} = 0.140 \pm 0.017$ fm.

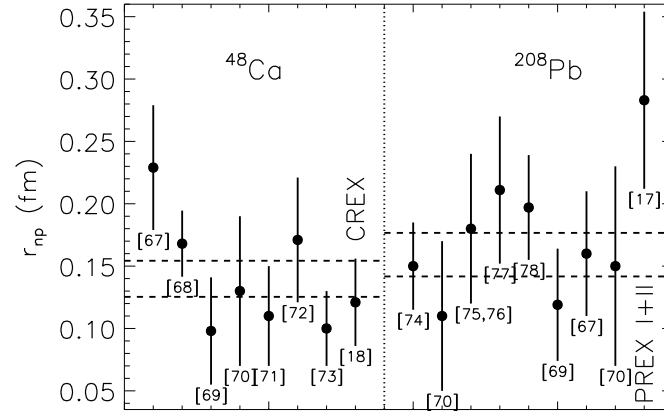


Figure 8. Neutron skin measurements [17,18,70–81] with 68% confidence intervals and citations. Horizontal dashed lines denote ± 1 standard deviations from the weighted means of experiments other than CREX or PREX I+II.

Table 4. ^{208}Pb neutron skin measurements and theoretical predictions with 1σ uncertainties

^{208}Pb Experiment	Reference	r_{np}^{208} (fm)
Coherent $\pi^0\gamma$ production	[77]	$0.15^{+0.03}_{-0.04}$
Pionic atoms	[73]	0.15 ± 0.08
Pion scattering	[73]	0.11 ± 0.06
\bar{p} annihilation	[78,79]	0.18 ± 0.06
Elastic polarized p scattering	[70]	0.16 ± 0.05
Elastic polarized p scattering	[80]	$0.211^{+0.054}_{-0.063}$
Elastic p scattering	[81]	0.197 ± 0.042
Elastic p scattering	[72]	0.119 ± 0.045
Parity-violating e^- scattering (PREX I+II)	[17]	0.283 ± 0.071
^{208}Pb experimental weighted mean		0.166 ± 0.017
Pygmy dipole resonances	[82]	0.180 ± 0.035
r_{np}^{Sn}	[83]	0.175 ± 0.020
Anti-analog giant dipole resonance	[84]	0.216 ± 0.048
Symmetry energy ^{208}Pb	[85]	0.158 ± 0.014
Dispersive optical model	[86]	$0.18^{+0.25}_{-0.12}$
Dispersive optical model	[67]	0.25 ± 0.05
Coupled cluster expansion	[66]	0.17 ± 0.03
r_{np}^{48}	[63,64], this paper	0.128 ± 0.040
α_D^{208}	[62], this paper	0.154 ± 0.019
α_D^{208}	[20,64], this paper	0.188 ± 0.017
^{208}Pb theoretical weighted mean		0.170 ± 0.008

Table 5. ^{48}Ca neutron skin measurements and theoretical predictions with 1σ uncertainties. *Uncertainty scaled upwards as per Ref. [87].

^{48}Ca Experiment	Reference	r_{np}^{48} (fm)
Elastic polarized p scattering	[70]	0.229 ± 0.050
Elastic p scattering	[76]	0.10 ± 0.03
Elastic p scattering	[72]	0.098 ± 0.043
Elastic p scattering	[71]	$0.168^{+0.025}_{-0.028}$
Pionic atoms	[73]	0.13 ± 0.06
Pion scattering	[74]	0.11 ± 0.04
α scattering	[75]	0.171 ± 0.050
Parity-violating e^- scattering (CREX)	[18]	0.121 ± 0.035
^{48}Ca experimental weighted mean		$0.137 \pm 0.015^*$
Coupled-cluster expansion	[65]	0.135 ± 0.015
Dispersive optical model	[68]	0.249 ± 0.023
r_{np}^{208}	[63], this paper	0.173 ± 0.018
^{48}Ca theoretical weighted mean		$0.17 \pm 0.03^*$

3.2. Parity-Violating Electron Scattering Measurements

A lot of attention has been paid to the recent PREX [17] and CREX [18] measurements of the neutron skins of ^{208}Pb and ^{48}Ca , respectively, using parity-violating electron scattering, which is claimed to have less modeling systematic uncertainty than other experimental methods [19]. Interestingly, the PREX measurement is more than 1 standard deviation higher than the mean value of previous ^{208}Pb experiments, while the CREX measurement is smaller than the mean of previous ^{48}Ca experiments, but by less than 1 standard deviation. Fitting the neutron skin thickness from parity-violating scattering of either nuclide alone would give vastly different values for L , about 110 MeV for Pb [20] and 0 MeV for Ca, as can be seen by reference to Figure 7. Even using the mean values of all the experimental results would produce disparate values of L , about 40 MeV and 10 MeV, respectively, although they would lie within a standard deviation of each other. It is important to note that the weighted mean experimental value of r_{np}^{208} decreases by only about 0.007 fm and that of r_{np}^{48} increases by only about 0.003 fm when the PREX and CREX results are excluded. Without compelling reasons to favor measurements of either nuclide, our approach is to instead attempt to simultaneously satisfy experimental information for both nuclides.

We follow two strategies for satisfaction of joint Ca-Pb measurements. First, one could take the approach that the PREX and CREX experiments qualitatively have fewer systematic uncertainties than other approaches, and only use those measurements. Alternatively, an agnostic approach would be to instead consider the weighted means of all measurements.

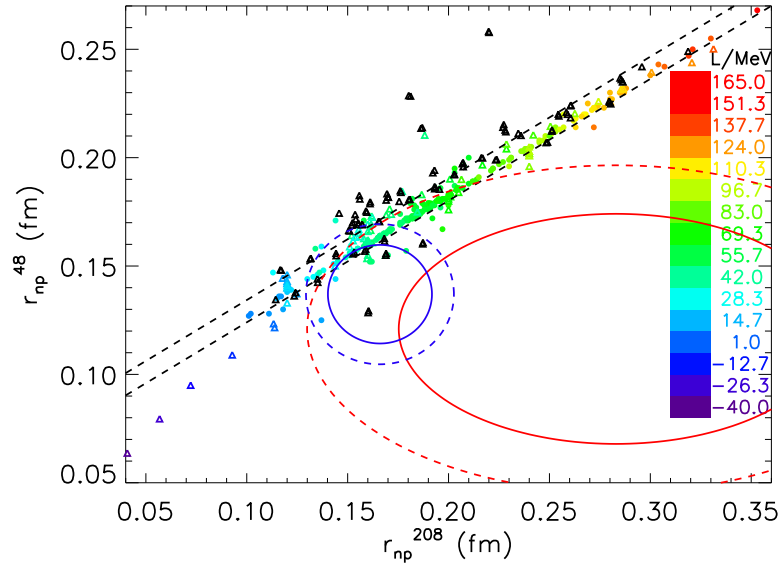


Figure 9. Neutron skin thicknesses of ^{48}Ca and ^{208}Pb from interactions compiled in Ref. [37] (filled circles) and Refs. [18,60,63,64] (triangles). Colors indicate L values where known; black triangles indicate points where L values are unspecified. Standard deviations of a linear correlation Equation (21) are shown as dashed lines. The red (blue) confidence ellipses are from PREX I+II [17] and CREX [18] (mean of all experiments); solid (dashed) ellipses are 68% (90%) confidence.

As can be seen in Figure 9, the PREX I+II value for r_{np}^{208} is too large and the CREX value for r_{np}^{48} is too small to permit any of the reference interactions from the compilation of Refs. [18, 37,60,63,64] from satisfying both of them to within 68% confidence. The situation is different when considering the mean experimental results for ^{208}Pb and ^{48}Ca , with 4% of the reference interactions simultaneously satisfying them to 68% confidence.

A much larger number of interactions satisfy skin thickness measurements for both nuclei when considering 90% confidence regions. About 40% of the interactions from Ref. [37] can simultaneously satisfy the UGC, UGPC, PREX I+II and CREX results, and these have $0 \text{ MeV} < L < 72 \text{ MeV}$. Similarly, about 24% of these interactions simultaneously lie within the 90% confidence region of the averages of all experiments, and also satisfy the UGC and UGPC, and these have $0 \text{ MeV} < L < 58 \text{ MeV}$.

The associated permitted region in $S_V - L$ space can be ascertained by weighting those interactions [37] satisfying both unitary gas constraints, and which also have tabulated S_V , L , r_{np}^{48} and r_{np}^{208} values, by their probabilities given by a two-dimensional Gaussian defined by the skin measurements and their uncertainties. Results are shown in Figure 10 and tabulated in Table 1 for both approaches. Interestingly, using CREX+PREX measurements to define the $r_{np}^{48} - r_{np}^{208}$ probabilities gives a confidence ellipse in substantial agreement with the PNM χEFT result. Using the mean of other skin measurements gives somewhat smaller mean values of S_V and L .

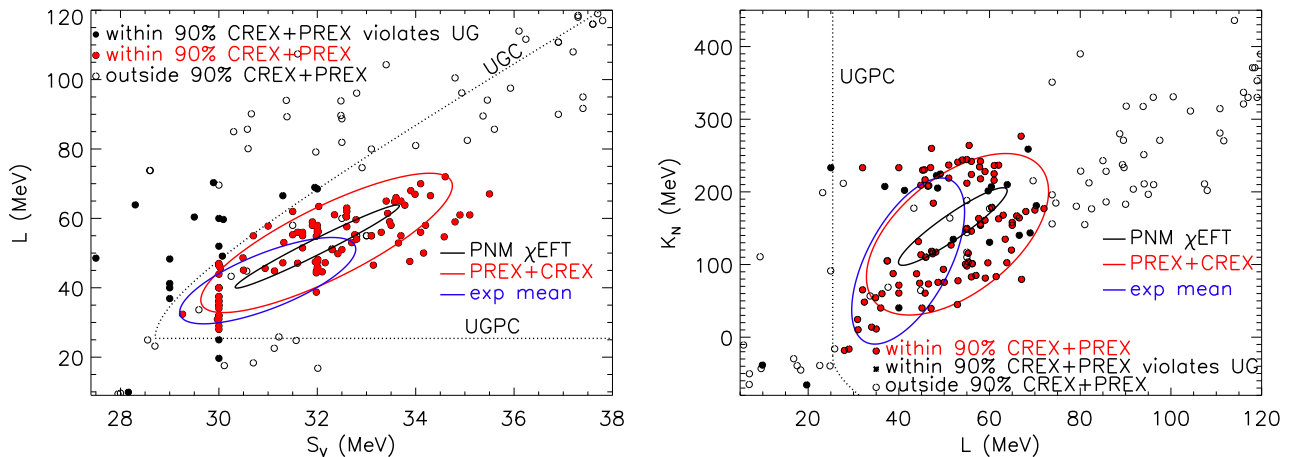


Figure 10. Symmetry parameters $S_V - L$ (left panel) and $K_N - L$ (right panel) jointly satisfying parity-violating experiments to within (exceeding) 90% confidence are shown as red and black filled (black open) circles; filled black circles violate Unitary Gas constraints (dotted boundary). Red (blue) confidence ellipses are for models satisfying Unitary Gas constraints weighted by their two-dimensional Gaussian probability defined by the parity-violating (red) and average (blue) experimental r_{np}^{48} and r_{np}^{208} measurements and uncertainties. The black confidence ellipse shows PNM χ EFT results.

It is important to note that this internal consistency among neutron skin measurements, mass fitting and neutron matter theory, using either approach, is not particularly sensitive to whether relativistic or non-relativistic interactions are considered, suggesting it is relatively free of associated systematic uncertainties. Partly, this is due to the moderate values of L that are favored, eliminating most RMF interactions in compilations.

We compare to Ref. [88], who combined data from isobaric analog states and the mean of experimental Pb neutron skin measurements (taken to be to $r_{np}^{208} = 0.159 \pm 0.041$ fm) to infer $L \simeq 50 \pm 12$ to 68% confidence. Also, Ref. [61] used experimental values for Pb to infer $19 \lesssim L/\text{MeV} \lesssim 77$. However, neither of these sources considered the neutron skin of ^{48}Ca .

We note an inference of $S_V = 30.2_{-3.0}^{+4.1}$ MeV and $L = 15.3_{-41.5}^{+46.8}$ MeV using a combined analysis of PREX and CREX measurements was recently obtained by Ref. [23]. Their method differs from the present analysis in that they optimized parameters for a Skyrme-like interaction using weak and charge form factors from PREX and CREX rather than inferred skin thicknesses, which are subject to additional theoretical uncertainty, as well as binding, breathing mode and neutron-proton Fermi energies, and charge and diffraction radii. Their estimates are compatible with the present results but have larger uncertainties despite the fact that they are not subject to the additional theoretical uncertainty relating form factors to skin thicknesses.

Another study by Ref. [24] which also considered dipole polarizabilities concluded that no single interaction could satisfy both PREX and CREX interactions to 68% confidence, agreeing with this paper and Ref. [23], but did not attempt to infer a ‘best-fit’ interaction.

An analogous analysis for K_N is shown in Figure 10. The confidence regions for both approaches are compatible with that of PNM χ EFT, although the results using PREX+CREX measurements have nearly the same centroid.

4. Other Nuclear Methods

4.1. Correlations from Nuclear Dipole Polarizabilities

Nuclear measurements involving the giant dipole resonance enable additional constraints on the symmetry energy and can shed light on the somewhat disparate results of recent skin thickness measurements. Measured dipole polarizabilities for the neutron-rich nuclides ^{48}Ca ,

Table 6. Dipole polarizabilities with 1σ uncertainties. $^\dagger\alpha_D$ values corrected as per Ref. [90].

Nuclide	Reference	α_D (fm ³)
²⁰⁸ Pb	[91]	$19.6 \pm 0.6^\dagger$
¹²⁰ Sn	[92]	$8.59 \pm 0.37^\dagger$
⁴⁸ Ca	[93]	2.07 ± 0.22

¹²⁰Sn and ²⁴⁸Pb are given in Table 6. Support for the experimental values comes from theoretical calculations of α_D by Ref. [89], who found the linear relations:

$$\begin{aligned}\alpha_D^{48} &\simeq (0.10 \pm 0.01)\alpha_D^{208} + 0.36 \pm 0.07 \text{ MeV fm}^3, \\ \alpha_D^{208} &\simeq (2.2 \pm 0.1)\alpha_D^{120} + 0.1 \pm 0.5 \text{ fm}^3,\end{aligned}\quad (22)$$

with correlation coefficients of 0.82 and 0.96, respectively. These relations predict the values $\alpha_D^{48} = 2.32 \pm 0.21 \text{ fm}^3$, slightly larger than the experimental value, from the measured value of α_D^{208} , and $\alpha_D^{208} \simeq 19.0 \pm 1.2 \text{ fm}^3$, slightly smaller than the experimental value, from the measured value of α_D^{120} , but both within one standard deviation.

Ref. [94] determined that the central energy of the giant dipole resonance of ²⁰⁸Pb and the symmetry energy has its greatest correlation at the density $n_1 = 0.1 \text{ fm}^{-3}$, and from the measured value of α_D^{208} thereby deduced the symmetry energy at that density to be $S(u_1) = 24.1 \pm 0.8 \text{ MeV}$, which is in agreement with $S(u_1) = 25.7 \pm 1.4 \text{ MeV}$ deduced from the masses of closed shell nuclei [55]. Similarly, in a study using 62 non-relativistic and relativistic interactions fitted to ground-state properties of finite nuclei, Ref. [95] deduced that the electric dipole polarizability of ²⁰⁸Pb has its greatest correlation with the symmetry energy at the density $n_2 = 0.05 \text{ fm}^{-3}$, and found the symmetry energy at that density to be $S(u_2) = 16.54 \pm 1.00 \text{ MeV}$ (after correcting the measured dipole polarizability as per Ref. [90]). Using the expansion Equation (2), employing empirical correlations to eliminate K_{sym} and Q_{sym} , and including uncertainties in n_s , these results imply the two linear relations

$$L = 10.9S_V - 288 \pm 16 \text{ MeV}, \quad L = 8.1S_V - 207 \pm 12 \text{ MeV}, \quad (23)$$

respectively. These are in essential agreement with the correlation derived from nuclear mass measurements. The dipole polarizability correlations are also consistent with the relevant confidence regions established from χ EFT as well as from neutron skin thickness measurements.

Ref. [90] showed the existence of a theoretical correlation between the neutron skin thickness and the electric dipole polarizability, justified by the nuclear droplet model. For ⁴⁸Ca, ¹²⁰Sn and ²⁰⁸Pb, these are [89]

$$\begin{aligned}\alpha_D^{48} S_V &= (355 \pm 44)(r_{np}^{48}/\text{fm}) + 12 \pm 19 \text{ MeV fm}^3, \\ \alpha_D^{120} S_V &= (1234 \pm 93)(r_{np}^{120}/\text{fm}) + 115 \pm 36 \text{ MeV fm}^3, \\ \alpha_D^{208} S_V &= (1922 \pm 73)(r_{np}^{208}/\text{fm}) + 301 \pm 32 \text{ MeV fm}^3.\end{aligned}\quad (24)$$

We found similar correlations for ²⁰⁸Pb using calculations of Ref. [62] and Ref. [96], respectively:

$$\begin{aligned}\alpha_D^{208} S_V &= 2195 (r_{np}^{208}/\text{fm}) + 258 \pm 16 \text{ MeV fm}^3, \\ \alpha_D^{208} S_V &= 2125 (r_{np}^{208}/\text{fm}) + 226 \pm 12 \text{ MeV fm}^3.\end{aligned}\quad (25)$$

Combining relations in Equation (24) with experimental values for the dipole polarizabilities (Table 6) gives the relation

$$r_{np}^{48} \simeq (0.056 \pm 0.056) \text{ fm} + (0.572 \pm 0.097)r_{np}^{208} \quad (26)$$

which compares favorably with Equation (21), albeit with larger uncertainties, emphasizing the consistency of polarizability and skin experimental results with theory. The same result is achieved using Equation (25) instead. Equations (24) and (25) also suggest that measurements of r_{np} and α_D for ^{48}Ca , ^{120}Sn or ^{208}Pb provide constraints on S_V independently of L . The mean experimental data for ^{48}Ca , ^{120}Sn (r_{np}^{120} values are given in Table 7) and ^{208}Pb yield $S_V = 29.3 \pm 10.4$ MeV, 32.1 ± 5.2 MeV, and 31.6 ± 2.6 MeV, respectively, using Equation (24). Equation (25) alternatively yields $S_V = 31.8 \pm 2.3$ MeV and 29.5 ± 2.1 MeV for ^{208}Pb . Collectively, one finds $S_V = 30.9 \pm 1.3$ MeV, which, once again, is consistent with mass fitting, χEFT and the mean neutron skin results. None of these ranges for S_V are consistent with the PREX measurement by itself.

Table 7. ^{120}Sn neutron skin measurements with 1σ uncertainties

^{120}Sn	Reference	r_{np}^{120} (fm)
Elastic p scattering	[97]	0.147 ± 0.033
Spin-dipole resonance ($^3\text{He-t}$)	[98]	0.18 ± 0.07
\bar{p} annihilation	[99]	0.12 ± 0.02
^{120}Sn experimental weighted mean		0.130 ± 0.017

4.2. Correlations from Heavy Ion Collisions

Two general problems with extracting symmetry energy parameters from heavy-ion collisions are: (1) matter in these collisions is close to symmetric, with the symmetry energy being perhaps 10% of the total and therefore difficult to ascertain; and (2) the matter has excitation energies of 50-several hundred MeV per baryon (corresponding to $T \sim 20 - 50$ MeV). This paper has therefore concentrated on probes connected with cold finite nuclei where densities are near n_s and a Taylor expansion is appropriate. Here, some results from analyses of heavy ion experiments are summarized.

It has been proposed [100] to use empirical pressures deduced in cold SNM from hadronic transport model analyses of heavy-ion collisions [101,102]. Data come from studying kaon production [103,104], which provides constraints in the density range from $1.3n_s$ to $2.2n_s$, and nuclear collective flow [105–108], which provides constraints from $2.0n_s$ to $3.7n_s$. Pressures from kaon production (collective flows) have estimated uncertainties of about $\pm 22 - 25\%$ ($\pm 19\% - 32\%$), so such constraints have appreciable errors even before systematic uncertainties, such as from extrapolating from moderate excitation energies to zero temperature, are taken into account. In addition, these estimates are based upon Taylor expansions of the symmetric matter energy like Equation (4), but including a fourth-order (kurtosis Z) term. This introduces additional uncertainty, not only because of questionable validity of such an expansion at high density, but also because the expansion is arbitrarily truncated at fourth order. Although interesting correlations between $K_{1/2}$ and $Q_{1/2}$ are deduced from this analysis, application to PNM and therefore extraction of symmetry energy parameters becomes model dependent.

The symmetry energy might more directly be probed in heavy ion collisions through the π^- / π^+ multiplicity ratio in central collisions [109–111] and from isospin diffusion or elliptic flows of neutrons and protons [112–115]; see Ref. [116] for a summary. Both approaches, however, have given rather conflicting results concerning the stiffness of the symmetry energy, with L ranging from 0 MeV to ~ 120 MeV, indicating a large degree of model dependence in the analyses [50,117,118].

For example, the analysis of Ref. [50], which assumes that the density-dependent symmetry energy has the simple form

$$S(u) = C_1 u^{2/3} + (S_V - C_1) u^\gamma, \quad (27)$$

where $C_1 \simeq 12.5$ MeV, predicts a 2σ band in $S_V - L$ space which is shown as HIC in Figure 5. For S in Equation (27), a line in the $S_V - L$ plane with a slope $\Delta L / \Delta S_V$ implies that S is best determined at density $u_b = \exp(-3\Delta S_V / \Delta L)$. In addition, any point in this diagram implies a γ value

$$\gamma = \frac{L - 2C_1}{3(S_V - C_1)}. \quad (28)$$

The diagonal sides of the quadrilateral in Figure 5 therefore imply that $0.28 \leq \gamma \leq 1.04$ and $0.35 \leq u_b \leq 0.58$. Therefore, this experiment best probes subsaturation densities smaller than do mass fits ($u_b \sim 0.74$), neutron skin thicknesses ($u_b \sim 0.66$) or neutron matter theory ($u_b \sim 0.66$). However, the symmetry parameters are rather poorly constrained (possibly because the extrapolation to saturation density is larger in the HIC case), with the quadrilateral having a much larger extent than the regions determined in Figure 10. In addition, large portions of the quadrilateral violate the UGC. Furthermore, another analysis of the same data [117] suggests $L = 122 \pm 57$ MeV, indicating overall difficulties with this method.

5. Astrophysical Considerations

Astrophysical observations of neutron stars can yield estimates of radii, moments of inertia, and tidal deformabilities. We will consider two of the currently most popular observations: the LIGO/Virgo detection of the neutron star merger GW170817 [21,119] and NICER observations of the rapidly rotating pulsars PSR J0030+0451 [25,26] and PSR J0740+6620 [27,28]. It will be seen that the symmetry parameters ranges suggested by nuclear experiment and theory are consistent with inferences from astrophysical observations of neutron stars.

5.1. Neutron Star Radii

For subsets of forces from Refs. [18,37,60,63,64], the radii of $1.4M_\odot$ neutron stars ($R_{1.4}$), L and r_{np}^{48} and r_{np}^{208} are available (most of the radius information was kindly provided by B. Tsang). Although nuclear interaction models, having been fit to nuclei, describe matter with large proton fractions and $n \lesssim n_s$, one should be wary of making predictions about neutron stars from them. Nevertheless, as shown in Figure 11, there is a clear correlation between L and $R_{1.4}$. The correlation between $P_{NSM}(n)$ and $R_{1.4}$ turns out to be greatest at densities in the range $1.5 - 2n_s$ [48], low enough that interaction models are still reliable. Note, however, that these models should not be used to constrain neutron star maximum masses, which are most sensitive to P_{NSM} for $n \gtrsim 3n_s$ [48].

One can predict a validity range for $R_{1.4}$ based on neutron skin measurements in the same way the $S_V - L$ predictions shown in Figure 9 were made. Weighting the predicted $R_{1.4}$ of models satisfying both Unitary Gas constraints by their double Gaussian probabilities in $r_{np}^{48} - r_{np}^{208}$ space, one finds $R_{1.4} = 11.6 \pm 1.0$ km (and $L = 49.4 \pm 13.1$ MeV) to 68% confidence using parity-violating neutron skin measurements (Figure 11). In comparison, the weighted average of other experiments yields $R_{1.4} = 11.0 \pm 0.9$ km (and $L = 40.7 \pm 7.9$ MeV).

Bayesian analyses combining measurements of tidal deformability (see Section 5.2) from GW170817 and radii from pulse-profile modeling of PSR J0030+0451 and PSR J0740+6620 suggest $R_{1.4} = 12.3^{+0.5}_{-0.3}$ km to 68% confidence [120]. The 68% and 90% confidence intervals are shown by green shading in the left panel of Figure 11. These astrophysical inferences are in essential agreement with our results using PREX and CREX data, and are about 1σ larger than results obtained using other experimental neutron skin data.

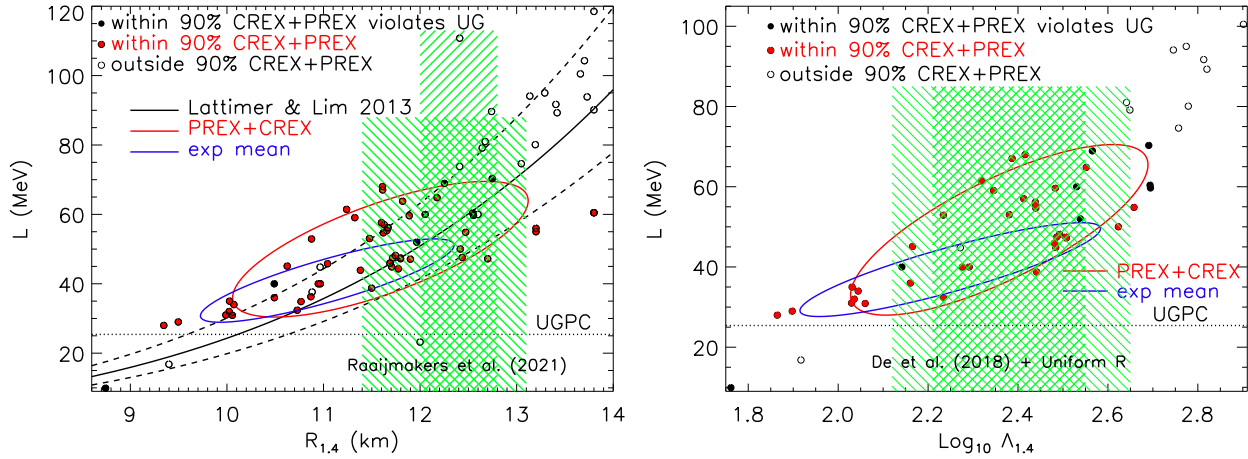


Figure 11. The same as Figure 10 except showing $R_{1,4}$ versus L (left panel) and $\Lambda_{1,4}$ versus L (right panel) for subsets of forces from Refs. [18,37,60,63,64]. Black solid and dashed curves in the left panel show the $R_{1,4} - L$ correlation and standard deviations derived as in the text. The shaded green bands are 68% and 95% confidence intervals from a joint analysis of GW170817 and PSR J0030+0451 and PSR J0740+6620 by Ref. [120] (left panel) and from GW170817 Bayesian analyses posteriors [21], corrected for Λ priors chosen so as to reflect uniform R priors (right panel).

It is possible to understand the correlation observed in Figure 11. Since NSM is close to PNM around $n = n_s$, there should a high degree of correlation between $P_{NSM}(n_s)$ and L , and therefore between $R_{1,4}$ and L . Indeed, a correlation between $R_{1,4}$ and P_{NSM} , the neutron star matter pressure, around n_s was empirically established some time ago by Ref. [7] and refined by Ref. [121],

$$R_{1,4} \simeq (9.51 \pm 0.49)(P_{NSM}/\text{MeV fm}^{-3})^{1/4} \text{ km}. \quad (29)$$

It is necessary to convert Equation (29) into one depending directly upon the symmetry parameters by taking into account how NSM differs from PNM. NSM has a finite proton (electron) fraction determined by energy minimization with respect to x at every density, leading to beta-equilibrium. The total energy per baryon of NSM in the quadratic approximation is

$$E_{NSM} = E_N - 4xS(1-x) + \frac{3}{4}\hbar c x(3\pi^2 n x)^{1/3}, \quad (30)$$

where E_N is the energy of PNM, $S(n)$ is the density-dependent symmetry energy and x is the proton fraction. The last term is the electron contribution. Beta equilibrium requires $\partial E_{NSM}/\partial x = 0$, giving

$$x = \left(\frac{4S}{\hbar c}\right)^3 \frac{(1-2x)^3}{3\pi^2 n}. \quad (31)$$

At n_s , one finds

$$P_{NSM}(n_s) = n_s^2 \left. \frac{\partial E_{NSM}}{\partial n} \right|_{n_s} = \frac{Ln_s}{3} [1-x+2x^2]. \quad (32)$$

At n_s , Only the L term in a density expansion of S contributes. For a given value of L , a normal distribution of S_V values based on the PNM χ EFT correlation (Figure 5), i.e.,

$$S_V = 0.139L + (24.63 \pm 0.25) \text{ MeV}, \quad (33)$$

can be used to find a corresponding x distribution from Equation (31). Then, Equation (32) gives the $P_{NSM}(n_s)$ distribution and Equation (29) gives the $R_{1.4}$ distribution, which is shown with uncertainties in Figure 11 as black lines. The agreement, including uncertainties, with model interactions is remarkable, in spite of the fact that Equation (29) was established using a far smaller number of interactions.

5.2. Tidal Deformabilities and Radii

For GW170817, the most accurately-measured quantity is the chirp mass [119]

$$\mathcal{M} = \frac{(m_1 m_2)^{3/5}}{(m_1 + m_2)^{1/5}} = 1.186 \pm 0.001 M_\odot \quad (34)$$

where $m_1 > m_2$ are the masses of the merging stars. Less precisely measured is the radius-sensitive binary tidal deformability of the system,

$$\tilde{\Lambda} = \frac{16(1+12q)\Lambda_1 + (12+q)q^4\Lambda_2}{13(1+q)^5}, \quad (35)$$

where $q = m_2/m_1$ is the mass ratio and Λ_1 and Λ_2 are the individual stellar deformabilities. Typical $M(R)$ trajectories in the relevant mass range $1.1M_\odot < M < 1.6M_\odot$ for BNS merger components (judging from galactic BNS [3,122]) have relatively small variations in R for a given EOS. Given the minimum (maximum) neutron star mass is about $1.1M_\odot$ ($2.1M_\odot$), $0.7 \lesssim q \leq 1$. Ref. [54] found, using piecewise polytropes, that in the absence of significant phase transitions, the average radius \bar{R} satisfies $|\bar{R} - R| < 0.5$ km for all EOSs in this mass range, and averaged over all EOSs and masses, $|\bar{R} - R|$ has a standard deviation of about 0.1 km. Ref. [54] also determined, to high accuracy, that the dimensionless tidal deformability of individual stars in this mass range obeys the semi-universal (EOS-independent) relation

$$\Lambda = a\beta^{-6}; \quad \Lambda_1 \simeq q^6\Lambda_2. \quad (36)$$

with $a = 0.009 \pm 0.002$ and $\beta = GM/Rc^2$. It therefore follows that

$$\tilde{\Lambda}_{\mathcal{M}} \simeq \frac{16a}{13} \left(\frac{\bar{R}c^2}{G\mathcal{M}} \right)^6 q^{8/5} \frac{(12 - 11q + 12q^2)}{(1+q)^{26/5}}, \quad (37)$$

where the notation $\tilde{\Lambda}_{\mathcal{M}}$ reflects that $\tilde{\Lambda}$ is measured at a well-defined \mathcal{M} . The q -dependence in Equation (37) is weak: $\tilde{\Lambda}_{\mathcal{M}}(q=0.7)/\tilde{\Lambda}_{\mathcal{M}}(q=1.0) = 1.029$ and $(\partial\tilde{\Lambda}_{\mathcal{M}}/\partial q)_{q=1.0} = 0$. Thus, the fact that q is poorly measured has little consequence, and one finds

$$\bar{R} \simeq (11.3 \pm 0.3) \frac{\mathcal{M}}{M_\odot} \left(\frac{\tilde{\Lambda}_{\mathcal{M}}}{800} \right)^{1/6} \text{ km}. \quad (38)$$

Due to radius correlations, the uncertainty in \bar{R} is only half the uncertainty of a itself. Thus, $\tilde{\Lambda}_{\mathcal{M}}$ carries significant radius information. To the same accuracy, $R_{1.4} \simeq \bar{R}$.

More directly, one can predict $\Lambda_{1.4}$, the dimensionless tidal deformability of a $1.4M_\odot$ neutron star, from neutron skin measurements using the same procedure as used for $R_{1.4}$. Values of $\Lambda_{1.4}$ for the interactions in the right panel of Figure 11 were provided by B. Tsang. Weighting each by the double Gaussian defined by neutron skin thickness measurements and uncertainties, it is found, to 68% confidence, $\Lambda_{1.4} = 228_{-90}^{+148}$ ($L = 49.3 \pm 14.0$ MeV) using the PREX+CREX neutron skin measurements, and $\Lambda_{1.4} = 177_{-70}^{+117}$ ($L = 39.3 \pm 7.7$ MeV) using the average of other skin measurements.

These ranges are consistent with inferences [21] from LIGO/Virgo observations [22,119] of the BNS merger GW170817 (shaded green regions in the right panel of Figure 11). For this comparison, it is useful to convert the observed quantity $\tilde{\Lambda}_M$ to $\Lambda_{1.4}$. Use of Equation (36) gives

$$\Lambda_M \simeq \left(2^{1/5} \mathcal{M}/M\right)^6 \tilde{\Lambda}_M. \quad (39)$$

For GW170817, $\Lambda_{1.4} \simeq 0.849 \tilde{\Lambda}_{1.186}$. Ref. [21] calculated the tidal deformability posteriors of the two merging stars from a gravitational wave analysis assuming $\Lambda_1/\Lambda_2 = q^6$ and causality. They assumed uniform Λ and M priors for the two stars. They found $\Lambda_{1.4} = 245^{+312}_{-81}$ to 68% confidence and $\Lambda_{1.4} = 245^{+651}_{-114}$ to 90% confidence. However, the results are sensitive to the assumed Λ priors. Perhaps it is more realistic to assume uniformity in $\ln \Lambda$ rather than Λ because $\Lambda \propto (R/M)^6$ has a large dynamic range. This is tantamount to a uniform radius prior. In this case, to 68% confidence, $\Lambda_{1.4} = 234^{+119}_{-72}$, and to 90% confidence, $\Lambda_{1.4} = 234^{+216}_{-101}$. Although the predicted means are nearly the same, assuming uniformity in the $\ln \Lambda$ priors dramatically reduces the upper 68% and 90% confidence bounds, and makes them strikingly similar to those inferred from neutron skin measurements.

6. Conclusions

Compilations containing several hundred theoretical nuclear interactions of both the non-relativistic (Skyrme) or relativistic (RMF) type, which have been fitted to nuclear masses and/or charge radii, show that significant correlations exist among symmetry and neutron energy parameters S_V , L , K_N and Q_N . The average values and correlation slopes depend on whether the interactions considered are non-relativistic or relativistic: the relativistic interactions in these compilations tend to have larger values of L and K_N , for example. In both cases, the 68% confidence ellipses for the $S_V - L$, $L - K_N$ and $Q_N - L$ correlations considerably overlap with those predicted by chiral effective field calculations of pure neutron matter, but have different slopes.

Theoretical calculations of neutron skin thicknesses of neutron-rich closed shell nuclei (^{48}Ca and ^{208}Pb) predict strong correlations with L with average uncertainties less than 0.01 fm. The individual weighted means of experimental measurements of these nuclei can be used to predict comparable ranges of L , 0-40 MeV for ^{48}Ca and 30-60 MeV for ^{208}Pb , both consistent with the range determined by jointly fitting masses and neutron matter calculations. Without a strong reason to prefer skin measurements of one nucleus over another, simultaneous reconciliation of the weighted means of skin measurements of both nuclei with those from theoretical calculations of forces in the compilations constrains the symmetry parameters $S_V = 30.8 \pm 1.5$ MeV and $L = 40 \pm 8$ MeV.

Alternatively, one could choose to only employ parity-violating electron scattering results (PREX and CREX), which have been claimed to have smaller systematic uncertainties than other techniques. The two experiments separately predict incompatible ranges of L ($L = -5 \pm 40$ MeV and $L = 121 \pm 47$ MeV, respectively), but accepting both measurements to be equally valid suggests $S_V = 32 \pm 2$ MeV and $L = 50 \pm 12$ MeV. These alternative approaches in treating neutron skin measurements predict closely overlapping ranges that are consistent with ranges predicted from mass fits and neutron matter theory, and therefore indicate that the PREX and CREX experimental results are consistent with those of other techniques. These estimates are compatible with those calculated by Ref. [23].

Further support for the resulting focus to small ranges of symmetry parameters comes from measurements and theoretical studies of nuclear dipole polarizabilities (α_D). Theory predicts that $\alpha_D S_V$ is linearly correlated to r_{np} . Measured values of α_D and r_{np} for ^{48}Ca , ^{120}Sn and ^{208}Pb then imply $S_V = 30.9 \pm 1.3$ MeV in good agreement with our result. Further proof that existing measurements of α_D and r_{np} are compatible comes from the linear relation

between r_{np}^{48} and r_{np}^{208} resulting from the theoretical $\alpha_D S_V - r_{np}$ correlation; this linear relation is in remarkable agreement with that predicted by theoretical neutron skin calculations of these nuclei using both relativistic and non-relativistic interactions.

The inferred small ranges of symmetry parameters combining mass fitting, neutron matter theory, and skin thickness and dipole polarizability measurements and theory are robust and do not depend significantly on the type of nuclear interaction considered, despite the systematic differences in predictions of individual quantities arising from a single method alone. Potentially, an improvement of our predictions can be achieved by directly comparing predictions and measurements of the charge and weak form factors of ^{48}Ca and ^{208}Pb , as done in Ref. [23]. This would remove the additional uncertainty involved in converting form factors to neutron and proton radii. However, given the compatibility of results from our work with Rev. [23], this additional uncertainty does not appear to be significant. In any case, measurements of form factors or neutron skin thicknesses will have to be performed with much greater precision than at present to improve upon the symmetry parameter constraints from chiral Lagrangian *chi*EFT calculations.

For the first time, we extended predictions from neutron skin measurements to include neutron star radii and tidal deformabilities without employing any information from astrophysical observations. Our estimated ranges for $R_{1.4}$ and $\Lambda_{1.4}$ are compatible with recent studies using LIGO/Virgo data from the BNS merger GW170817 and NICER X-ray observations of PSR J0030+0451 and PSR J0740+6620.

Funding: This work was initiated through the NSF-funded Physics Frontier Center Network for Neutrin-
os, Nuclear Astrophysics, and Symmetries (N3AS) and was supported by the U.S. DOE grant DE-AC02-
87ER40317.

Data Availability Statement: Not applicable.

Acknowledgments: Thanks are due to J. Piekarewicz, W. Nazarewicz and B. Tsang for providing data and, together with T. Zhao, C. J. Horowitz and K. Kumar, helpful discussions.

Conflicts of Interest: The author declares no conflicts of interest. The funders had no role in the design of the study, the collection, analyses, or interpretation of data, the writing of the manuscript, or in the decision to publish the results.

Abbreviations

The following abbreviations are used in this manuscript:

NS	neutron star	BNS	binary neutron stars
EOS	equation of state	PSR	pulsar
SNM	symmetric nuclear matter	PNM	pure neutron matter
χ EFT	chiral effective field theory	RMF	relativistic mean field
UGC	Unitary Gas Conjecture	UGPC	Unitary Gas Pressure Conjecture
		NICER	Neutron Star Interior Composition Explorer

References

- Steiner, A.W.; Prakash, M.; Lattimer, J.M.; Ellis, P. Isospin asymmetry in nuclei and neutron stars. *Phys. Rep.* **2005**, *411*, 325.
- Lattimer, J.M.; Prakash, M. Neutron star observations: Prognosis for equation of state constraints. *Phys. Rept.* **2007** *442*, 109.
- Lattimer, J.M. Neutron Stars and the Nuclear Matter Equation of State. *Annu. Rev. Nucl. Part. Sci.* **2021** *71*, 433.
- Swesty, F.D.; Lattimer, J.M.; Myra, E.S. The Role of the Equation of State in the ‘‘Prompt’’ Phase of Type II Supernovae. *Astrophys. J.* **1994**, *425*, 195.
- Roberts, L.F.; Shen, G.; Cirigliano, V.; Pons, J.A.; Reddy, S.; Woosley, S.E. Protoneutron Star Cooling with Convection: The Effect of the Symmetry Energy. *Phys. Rev. Lett.* **2012**, *108*, 061103.
- Morozova, V.; Radice, D.; Burrows, A.S.; Vartanyan, D. The gravitational wave signal from core-collapse supernovae. *Astrophys. J.* **2018**, *861*, 10.

7. Lattimer, J.M.; Prakash, M. Neutron Star Structure and the Equation of State. *Astrophys. J.* **2001**, *550*, 426.
8. Bauswein, A.; Janka, H.-T. Measuring Neutron-Star Properties via Gravitational Waves from Neutron-Star Mergers. *Phys. Rev. Lett.* **2012**, *108*, 011101.
9. Lackey, B.D.; Kyutoku, K.; Shibata, M.; Brady, P.R.; Friedman, J.L. Extracting equation of state parameters from black hole-neutron star mergers. I. Nonspinning black holes. *Phys. Rev. D* **2012**, *85*, 044061.
10. Page, D.; Reddy, S. Thermal and transport properties of the neutron star inner crust. In *Neutron Star Crust*; Bertulani, C.A., Piekarewicz, J., Eds.; Nova Science Publishers, New York, NY, USA, 2021. arXiv:1201.5602.
11. Hurley, K.; Boggs, S.E.; Smith, D.M.; Duncan, R.C.; Lin, R.; Zoglauer, A.; Krucker, S.; Hurford, G.; Hudson, H.; Wigger, C.; et al. An exceptionally bright flare from SGR 1806-20 and the origins of short-duration γ -ray bursts. *Nature* **2005**, *434*, 1098.
12. Thompson, C.; Duncan, R.C. The giant flare of 1998 August 27 from SGR 1900+14. II. Radiative mechanism and physical constraints on the source. *Astrophys. J.* **2001**, *561*, 980
13. Samuelsson, L.; Andersson, N. Neutron star asteroseismology. Axial crust oscillations in the Cowling approximation. *MNRAS* **2007**, *374*, 256.
14. Lattimer, J.M.; Pethick, C.J.; Prakash, M.; Haensel, P. Direct URCA process in neutron stars. *Phys. Rev. Lett.* **1991**, *66*, 2701.
15. Nikolov, N.; Schunck, N.; Nazarewicz, W.; Bender, M.; Pei, J. Surface symmetry energy of nuclear energy density functionals. *Phys. Rev. C* **2011**, *83*, 034305.
16. Drischler, C.; Holt, J.W.; Wellenhofer, C. Chiral Effective Field Theory and the High-Density Nuclear Equation of State. *Annu. Rev. Nucl. Part. Sci.* **2021**, *71*, 403.
17. Adhikari, D.; Albatineh, H.; Androic, D.; Aniol, K.; Armstrong, D.S.; Averett, T.; Gayoso, C.A.; Barcus, S.; Bellini, V.; Beminiwattha, R.S.; et al. Accurate determination of the neutron skin thickness of ^{208}Pb through parity-violation in electron scattering *Phys. Rev. Lett.* **2021**, *126*, 172502.
18. Adhikari, D.; Albatineh, H.; Androic, D.; Anioj, K.A.; Armstrong, D.S.; Averett, T.; Ayerbe Gayoso, C.; Barcus, S.K.; Bellini, V.; Beminiwattha, R.S.; et al. Precision determination of the neutral weak form factor of ^{48}Ca . *Phys. Rev. Lett.* **2022**, *129*, 042501
19. Thiel, M.; Sienti, C.; Piekarewicz, J.; Horowitz, C.J.; Vanderhaeghen, M. Neutron skins of atomic nuclei: per aspera ad astra. *J. Phys. G Nucl. Part. Phys.* **2019**, *46*, 093003
20. Reed, B.T.; Fattoyev, F.J.; Horowitz, C.J.; Piekarewicz, J. Implications of PREX-2 on the equation of state of neutron-rich matter. *Phys. Rev. Lett.* **2021**, *126*, 172503.
21. S. De, Finstad, D.; J. Lattimer, M.; Brown, D.A.; Berger, E.; Biwer, C.M. Tidal deformabilities and radii of neutron stars from the observation of GW170817. *Phys. Rev. Lett.* **2018** *121*, 091102
22. Abbott, B.P.; Abbott, R.; Abbott, T.D.; Acernese, F.; Ackley, K.; Adams, C.; Adams, T.; Addesso, P.; Adhikari, R.X.; Adya, V.B.; et al. Properties of the binary neutron star merger GW170817. *Phys. Rev. X* **2019** *9*, 011001
23. Zhang, Z.; Chen, L.-W. Bayesian inference of the symmetry energy and the neutron skin in ^{48}Ca and ^{208}Pb from CREX and PREX-2. *arXiv* **2022**, arXiv:2207.03328.
24. Reinhard, P.G.; Roca-Maza, X.; Nazarewicz, W. Combined theoretical analysis of the parity-violating asymmetry for ^{48}Ca and ^{208}Pb . *Phys. Rev. Lett.* **2022**, *129*, 232501.
25. Miller, M.C.; Lamb, F.K.; Dittmann, A.J.; Bogdanov, S.; Arzoumanian, Z.; Gendreau, K.C.; Guillot, S.; Harding, A.K.; Ho, W.C.G.; Lattimer, J.M.; et al. PSR J0030+0451 Mass and Radius from NICER Data and Implications for the Properties of Neutron Star Matter. *Astrophys. J. Lett.* **2019**, *887*, L24.;JML 20 co-authors
26. Riley, T.E.; Watts, A.L.; Bogdanov, S.; Ray, P.S.; Ludlam, R.M.; Guillot, S.; Arzoumanian, Z.; Baker, C.L.; Bilous, A.V.; Chakrabarty, D.; et al. A NICER view of PSR J0030+0451: Millisecond pulsar parameter estimation. *Astrophys. J. Lett.* **2019**, *887*, L21.
27. Miller, M.C.; Lamb, F.K.; Dittmann, A.J.; Bogdanov, S.; Arzoumanian, Z.; Gendreau, K.C.; Guillot, S.; Ho, W.C.G.; Lattimer, J.M.; Loewenstein, M.; et al. The radius of PSR J0740+6620 from NICER and XMM-Newton data. *Astrophys. J. Lett.* **2021**, *918*, L28.
28. Riley, T.E.; Watts, A.L.; Ray, P.S.; Bogdanov, S.; Guillot, S.; Morsink, S.M.; Bilous, A.V.; Arzoumanian, Z.; Choudhury, D.; Deneva, J.S.; et al. A NICER view of the massive pulsar PSR J0740+6620 informed by radio timing and XMM-Newton spectroscopy. *Astrophys. J. Lett.* **2021**, *918*, L27.
29. Wellenhofer, C.; Holt, J.W.; Kaiser, N. Divergence of the isospin-asymmetry expansion of the nuclear equation of state in many-body perturbation theory. *Phys. Rev. C* **2016**, *93*, 055802.
30. Agrawal, B.K.; Shlomo, S.; Au, V.K. Nuclear matter incompressibility coefficient in relativistic and nonrelativistic microscopic models. *Phys. Rev. C* **2003**, *68*, 031304.
31. Todd-Rutel, B.G.; Piekarewicz, J. Neutron-rich nuclei and neutron stars: A new accurately calibrated interaction for the study of neutron-rich matter. *Phys. Rev. Lett.* **2005**, *95*, 122501.
32. Audi, G.; Wapstra, A. H.; Thibault, C. The Ame2003 atomic mass evaluation: (II). Tables, graphs and references. *Nucl. Phys. A* **2003**, *729*, 337.
33. Myers, W.D.; Swiatecki, W.J. Average nuclear properties *Ann. Phys.* **1969**, *55*, 395.

34. Dutra, M.; Loureno, O.; Martins, J.S.S.; Delfino, A.; Stone, J.R.; Stevenson, P.D. Skyrme interaction and nuclear matter constraints. *Phys. Rev.* **2012**, *C85*, 035201.
35. Tews, I.; Lattimer, J.M.; Ohnishi, A.; Kolomeitsev, E.E. Symmetry parameter constraints from a lower bound on neutron-matter energy. *Astrophys. J.* **2017**, *848*, 105.
36. Dutra, M.; O. Loureno, Avancini, S.S.; Carlson, B.V.; Delfino, A.; Menezes, D.P.; Providencia, C.; Typel, S.; and Stone, J.R.; Relativistic mean-field hadronic models under nuclear matter constraints. *Phys. Rev.* **2014**, *C90*, 055203.
37. Tagami, S.; Wakasa, T.; Takechi, M.; Matsui, J.; Yahiro, M. Neutron skin in ^{48}Ca determined from $p+^{48}\text{Ca}$ and $^{48}\text{Ca}+^{12}\text{C}$ scattering. *arXiv* **2022**, arXiv:2201.08541.
38. Kortelainen, M.; T. Lesinski, J. Moré, W. Nazarewicz, J. Sarich, N. Schunck, NStoitsov, M.V.; and S. Wild, Nuclear energy density optimization. *Phys. Rev. C* **2010**, *82*, 024313.
39. Drischler, C.; Furnstahl, R.J.; Melendez, J.A.; Phillips, D.R. How well do we know the neutron-matter equation of state at the densities inside neutron stars? A Bayesian approach with correlated uncertainties. *Phys. Rev. Lett.* **2020**, *125*, 202702.
40. Weinberg, S. Precise relations between the spectra of vector and axial-vector mesons. *Phys. Rev. Lett.* **1967**, *18*, 507.
41. Weinberg, S. Nonlinear realizations of chiral symmetry. *Phys. Rev.* **1968**, *166*, 1568.
42. Epelbaum, E.; Hammer, H.-W.; Meissner, U.-G. Modern theory of nuclear forces. *Rev. Mod. Phys.* **2009**, *81*, 1773.
43. Machleidt, R.; Entem, D. Chiral effective field theory and nuclear forces. *Phys. Rep.* **2011**, *503*, 1.
44. Hammer, H.-W.; König, S.; van Kolck, U. Nuclear effective field theory: Status and perspectives. *Rev. Mod. Phys.* **2020**, *92*, 025004.
45. Tews, I.; Davoudi, Z.; Ekström; Holt, J.D.; Lynn, J.E. New Ideas in Constraining Nuclear Forces. *J. Phys. G.* **2020**, *47*, 103001.
46. Drischler, C.; Hebeler, K.; Schwenk, A. Chiral interactions up to next-to-next-to-next-to-leading order and nuclear saturation. *Phys. Rev. Lett.* **2019**, *122*, 042501.
47. Leonhardt, M.; Pospiech, M.; Schallmo, B.; Braun, J.; Drischler, C.; Hebeler, K.; Schwenk, A. Symmetric nuclear matter from the strong interaction. *Phys. Rev. Lett.* **2020**, *125*, 142502
48. Drischler, C.; Han, S.; Lattimer, J.M.; Prakash, M.; Reddy, S.; Zhao, T. Limiting masses and radii of neutron stars and their implications. *Phys. Rev. C* **2021**, *103*, 045808.
49. Drischler, C.; Melendez, J.A.; Furnstahl, R.J.; Phillips, D.R. Quantifying uncertainties and correlations in the nuclear-matter equation of state. *Phys. Rev. C* **2020**, *102*, 054315.
50. Tsang, M.B.; Zhang, Y.X.; Danielewicz, P.; Famiano, M.; Li, Z.-X.; Lynch, W.G.; Steiner, A.W. Constraints on the density dependence of the symmetry energy. *Phys. Rev. Lett.* **2009**, *102*, 122701.
51. Hebeler, K.; Lattimer, J.M.; Pethick, C.J.; Schwenk, A. Constraints on Neutron Star Radii Based on Chiral Effective Field Theory Interactions. *Phys. Rev. Lett.* **2010**, *105*, 161102
52. Ku, M.J.H.; Sommer, A.T.; Cheu, L.W.; Zwierlein, M.W. Revealing the superfluid lambda transition in the universal thermodynamics of a unitary Fermi gas. *Science* **2012**, *335*, 563.
53. Zürn, G.; Lompe, T.; Wenz, A.N.; Jochim, S.; Julienne, P.S.; Hutson, J.M. Precise characterization of ^6Li Feshbach resonances using trap-sideband-resolved RF spectroscopy of weakly bound molecules. *Phys. Rev. Lett.* **2013**, *110*, 135301.
54. Zhao, T.; Lattimer, J.M. Tidal deformabilities and neutron star mergers. *Phys. Rev. D* **2018**, *98*, 063020.
55. Brown, B.A. Neutron radii in nuclei and the neutron equation of state. *Phys. Rev. Lett.* **2000**, *85*, 5296.
56. Centelles, M.; Roca-Maza, X.; Vinas, X.; Warda, M.; Nuclear symmetry energy probed by neutron skin thickness of nuclei. *Phys. Rev. Lett.* **2009**, *102*, 122502.
57. Typel, S.; Brown, B.A. Neutron radii and the neutron equation of state in relativistic models. *Phys. Rev. C* **2001**, *64*, 027302.
58. Xu, J.; Xie, W.-J.; Li, B.-A. Bayesian inference of nuclear symmetry energy from measured and imagined neutron skin thickness in $^{116,118,120,122,124,130,132}\text{Sn}$, ^{208}Pb , and ^{48}Ca . *Phys. Rev. C* **2020**, *102*, 044316.
59. Zhang, Z.; Chen, L.-W. Constraining the symmetry energy at subsaturation densities using isotope binding energy difference and neutron skin thickness. *Phys. Lett. B* **2013**, *726*, 234.
60. Brown, B.A. Mirror charge radii and the neutron equation of state. *Phys. Rev. Lett.* **2017**, *119*, 122502.
61. Furnstahl, R.J. Neutron radii in mean-field models. *Nucl. Phys.* **2002**, *A706*, 85.
62. Reinhard, P.-G.; Roca-Maza, X.; Nazarewicz, W. Information content of the parity-violating asymmetry in ^{208}Pb . *Phys. Rev. Lett.* **2021**, *127* 232501.
63. Horowitz, C.J.; Kumar, K.S.; Michaels, R. Electroweak measurements of neutron densities in CREX and PREX at JLab, USA. *Eur. Phys. J. A* **2014**, *50*, 48.
64. Piekarewicz, J.; Agrawal, B.K.; Colò, G.; Nazarewicz, W.; Paar, N.; Reinhard, P.-G.; Roca-Maza, X.; Vretenar, D. Electric dipole polarizability and the neutron skin. *Phys. Rev. C* **2012**, *85* 041302.
65. Hagen, G.; Ekström, A.; Forssén, C.; Jansen, G.R.; Nazarewicz, W.; Papenbrock, T.; Wendt, K.A.; Bacca, S.; Barnea, N.; Carlsson, B.; et al. Neutron and weak-charge distributions of the ^{48}Ca nucleus *Nat. Phys.* **2016**, *12*, 186.
66. Hu, B.; Jiang, W.; Miyagi, T.; Sun, Z.; Ekström, A.; Forssén, C.; Hagen, G.; Holt, J.D.; Papenbrock, T.; Stroberg, S.R. et al. Ab initio predictions link the neutron skin of ^{208}Pb to nuclear forces. *Nature Phys.* **2021**, *18*, 1196.

67. Atkinson, M.C.; Mahzoon, M.H.; Keim, M.A.; Bordelon, B.A.; Pruitt, C.D.; Charity, R.J.; Dickhoff, W.H. Dispersive optical model analysis of ^{208}Pb generating a neutron-skin prediction beyond the mean field. *Phys. Rev. C* **2020**, *101*, 044303.
68. Mahzoon, M.H.; Atkinson, M.C.; Charity, R.J.; Dickhoff, W.H. Precision Determination of the Neutral Weak Form Factor of ^{48}Ca . *Phys. Rev. Lett.* **2017**, *119*, 22503.
69. Reinhard, P.-G.; Piekarewicz, J.; Nazarewicz, W.; Agrawal, B.K.; Paar, N.; Roca-Maza, X. Information content of the weak-charge form factor. *Phys. Rev. C* **2013**, *88*, 034325.
70. Ray, L. Neutron isotopic density differences deduced from 0.8 GeV polarized proton elastic scattering. *Phys. Rev. C* **1979**, *19*, 1855.
71. Zenhiro, J.; Sakaguchi, H.; Terashima, S.; Uesaka, T.; Hagen, G.; Itoh, M.; Murakami, T.; Nakatsugawa, Y.; Ohnishi, T.; Sagawa, H.; et al. Direct determination of the neutron skin thicknesses in $^{40,48}\text{Ca}$ from proton elastic scattering at $E_p=295$ MeV. *arXiv* **2018**, arXiv:1810.11796.
72. Clark, B.C.; Kerr, L.J.; Hama, S. Neutron densities from a global analysis of medium-energy proton-nucleus elastic scattering. *Phys. Rev. C* **2003**, *67*, 054605.
73. Friedman, E. Neutron skins of ^{208}Pb and ^{48}Ca from pionic probes. *Nucl. Phys. A* **2012**, *896*, 46.
74. Gibbs, W.R.; Dedonder, J.-P. Neutron radii of the calcium isotopes. *Phys. Rev. C* **1992**, *46*, 1825.
75. Gils, H.J.; Rebel, H.; Friedman, E. Isotopic and isotonic differences between α particle optical potentials and nuclear densities of $1f_{7/2}$ nuclei. *Phys. Rev. C* **1984**, *29*, 1295.
76. Shlomo, S.; Schaeffer, R. The difference between neutron and proton radii in the Ca isotopes. *Phys. Lett. B* **1979**, *83*, 5.
77. Tarbert, C.M.; Watts, D.P.; Glazier, D.I.; Aguar, P.; Ahrens, J.; Annand, J.R.M.; Arends, H.J.; Beck, R.; Bekrenev, V.; Boillat, B.; et al. Neutron Skin of ^{208}Pb from Coherent Pion Photoproduction *Phys. Rev. Lett.* **2014**, *112*, 242502.
78. Brown, B.A.; Shen, G.; Hillhouse, G.C.; Meng, J.; Trzcinska, A. Neutron skin deduced from antiprotonic atom data. *Phys. Rev. C* **2007**, *76*, 034305.
79. Brown, B.A.; Shen, G.; Hillhouse, G.C.; Meng, J.J.; Trzcinska, A. Neutron density distributions from antiprotonic ^{208}Pb and ^{209}Bi atoms. *Phys. Rev. C* **2007**, *76*, 014311.
80. Zenhiro, J.; Sakaguchi, H.; Murakami, T.; Yosoi, M.; Yasuda, Y.; Terashima, S.; Iwao, Y.; Takeda, H.; Itoh, M.; Yoshida, H.P.; et al. Neutron density distributions of $^{204,206,208}\text{Pb}$ deduced via proton elastic scattering at $E_p=295$ MeV *Phys. Rev. C* **2010**, *82*, 044611.
81. Starodubnsky, V.E.; Hintz, N.M. Extraction of neutron densities from elastic proton scattering by $^{206,207,208}\text{Pb}$ at 650 MeV. *Phys. Rev. C* **1994**, *49*, 2118.
82. Klimkiewicz, A.; Paar, N.; Adrich, P.; Fallot, M.; Boretzky, K.; Aumann, T.; Cortina-Gil, D.; Pramanik, U.D.; Elze, T.W.; Emling, H.; et al. Nuclear symmetry energy and neutron skins derived from pygmy dipole resonances. *Phys. Rev. C* **2007**, *76*, 051603.
83. Chen, L.-W.; Ko, C.; Li, B.-A.; Xu, J. Density slope of the nuclear symmetry energy from the neutron skin thickness of heavy nuclei. *Phys. Rev. C* **2010**, *82*, 024321.
84. Yasuda, J.; Wakasa, T.; Okamoto, M.; Dozono, M.; Hatanaka, K.; Ichimura, M.; Kuroita, S.; Maeda, Y.; Noro, T.; Sakemi, Y.; et al. Anti-Analog Giant Dipole Resonance and the Neutron Skin in ^{208}Pb . *JPS Conf. Proc.* **2014**, *1*, 013036.
85. Dong, J.; Zuo, W.; Gu, J. Constraints on neutron skin thickness in ^{208}Pb and density-dependent symmetry energy. *Phys. Rev. C* **2015**, *91*, 034315.
86. Pruitt, C.D.; Charity, R.J.; Sobotka, L.G.; Atkinson, M.C.; Dickhoff, W.H. Systematic Matter and Binding-Energy Distributions from a Dispersive Optical Model Analysis. *Phys. Rev. Lett.* **2020**, *125*, 102501.
87. Zyla, P.A.; Barnett, R.M.; Beringer, J.; Dahl, O.; Dwyer, D.A.; Groom, D.E.; Lin, C.J.; Lugovsky, K.S.; Pianori, E.; Robinson, D.J.; et al. Review of Particle Physics. *Prog. Theor. Exp. Phys.* **2020**, *2020*, 083C01.
88. Danielewicz, P.; Lee, J. Symmetry energy II: Isobaric analog states. *Nucl. Phys. A* **2014**, *922*, 1–70.
89. Roca-Maza, X.; Viñas, X.; Centelles, M.; Agrawal, B.K.; Colò, G.; Paar, N.; Piekarewicz, J.; Vretenar, D. Neutron skin thickness from the measured electric dipole polarizability in ^{68}Ni , ^{120}Sn , and ^{208}Pb . *Phys. Rev. C* **2015**, *92*, 064304.
90. Roca-Maza, X.; Brenna, M.; Colò, G.; Centelles, M.; Viñas, X.; Agrawal, B.K.; Paar, N.; Vretenar, D.; Piekarewicz, J.R. Electric dipole polarizability in ^{208}Pb : Insights from the droplet model. *Phys. Rev. C* **2013**, *88*, 024316.
91. Tamii, A.; Complete Electric Dipole Response and the Neutron Skin in ^{208}Pb . *Phys. Rev. Lett.* **2011**, *107*, 062502.
92. Hashimoto, T.; Krumbholz, A.M.; Reinhard, P.G.; Tamii, A.; von Neumann-Cosel, P.; Adachi, T.; Aoi, N.; Bertulani, C.A.; Fujita, H.; Fujita, Y.; et al. Dipole polarizability of ^{120}Sn and nuclear energy density functionals. *Phys. Rev. C* **2015**, *92*, 031305.
93. Birkhan, J.; Miorelli, M.; Bacca, S.; Bassauer, S.; Bertulani, C.A.; Hagen, G.; Matsubara, H.; von Neumann-Cosel, P.; Papenbrock, T.; Pietralla, N.; et al. Electric Dipole Polarizability of ^{48}Ca and Implications for the Neutron Skin. *Phys. Rev. Lett.* **2017**, *118*, 252501.
94. Trippa, L.; Colò, G.; Vigezzi, E. Giant dipole resonance as a quantitative constraint on the symmetry energy. *Phys. Rev. C* **2008**, *77*, 061304.
95. Zhang, Z.; Chen, L.-W. Electric dipole polarizability in ^{208}Pb as a probe of the symmetry energy and neutron matter around $\rho_0/3$. *Phys. Rev. C* **2015**, *92*, 031301.
96. Piekarewicz, J. Implications of PREX-2 on the electric dipole polarizability of neutron rich nuclei. *Phys. Rev. C* **2021**, *104*, 024329.

97. Terashima, S.; Sakaguchi, H.; Takeda, H.; Ishikawa, T.; Itoh, M.; Kawabata, T.; Murakami, T.; Uchida, M.; Yasuda, Y.; Yosoi, M.; et al. Proton elastic scattering from tin isotopes at 295 MeV and systematic change of neutron density distributions. *Phys. Rev. C* **2008**, *77*, 024317.
98. Karsznahorkay, A.; Fujiwara, M.; van Aarle, P.; Akimune, H.; Daito, I.; Fujimura, H.; Fujita, Y.; Harakeh, M.N.; Inomata, T.; Jänecke, J. et al. Excitation of Isovector Spin-Dipole Resonances and Neutron Skin of Nuclei. *Phys. Rev. Lett.* **1999**, *82*, 3216.
99. Trzcinska, A.; Jastrzębski, J.; Lubiński, P.; Hartmann, F.J.; Schmidt, R.; von Egidy, T.; Kłos, B. Neutron Density Distributions Deduced from Antiprotonic Atoms. *Phys. Rev. Lett.* **2001**, *87*, 082501.
100. Xie, W.-J.; Li, B.-A. Bayesian inference of the incompressibility, skewness and kurtosis of nuclear matter from empirical pressures in relativistic heavy-ion collisions. *J. Phys. G Nucl. Part. Phys.* **2021**, *48*, 025110.
101. Fuchs, C. Kaon production in heavy ion reactions at intermediate energies. *Prog. Part. Nucl. Phys.* **2006**, *56*, 1.
102. Danielewicz, P.; Lacey, R.; Lynch, W.G. The Equation of State of Nuclear Matter and Neutron Stars Properties. *Science* **2002**, *298*, 1592.
103. Laue, F.; Sturm, C.; Böttcher, I.; Dębowski, M.; Förster, A.; Grosse, E.; Koczoń, P.; Kohlmeyer, B.; Mang, M.; Naumann, L.; et al. Medium Effects in Kaon and Antikaon Production in Nuclear Collisions at Subthreshold Beam Energies. *Phys. Rev. Lett.* **1999**, *82*, 1640.
104. Ivanov, E.I.; Stenike, D.L.; Ryabchikov, D.I.; Adams, G.S.; Adams, T.; Bar-Yam, Z.; Bishop, J.M.; Bodyagin, V.A.; Brown, D.S.; Cason, N.M.; et al. Observation of Exotic Meson Production in the Reaction $\pi^- p \rightarrow \eta' \pi^- p$ at 18 GeV/c. *Phys. Rev. Lett.* **2001**, *86*, 3977–3980.
105. Partlan, M.D.; Albergo, S.; Bieser, F.; Brady, F.P.; Caccia, Z.; Cebra, D.; Chacon, A.D.; Chance, J.; Choi, Y.; Costa, S.; et al. Fragment Flow in Au+Au Collisions. *Phys. Rev. Lett.* **1995**, *75*, 2100.
106. Liu, H.; Ajitanand, N.N.; Alexander, J.; Anderson, M.; Best, D.; Brady, F.P.; Case, T.; Caskey, W.; Cebra, D.; Chance, J.; et al. Sideward Flow in Au+Au Collisions between 2A and 8A GeV. *Phys. Rev. Lett.* **2000**, *84*, 5488
107. Pinkenburg, C.; Ajitanand, N.N.; Alexander, J.M.; Anderson, M.; Best, D.; Brady, F.P.; Case, T.; Caskey, W.; Cebra, D.; Chance, J.L. et al. Elliptic Flow: Transition from Out-of-Plane to In-Plane Emission in Au+Au Collisions. *Phys. Rev. Lett.* **1999**, *83*, 1295.
108. Braun-Munzinger, P.; Stachel, J. Dynamics of ultra-relativistic nuclear collisions with heavy beams: An experimental overview *Nucl. Phys. A* **1998**, *638*, 3c.
109. Xiao, Z.; Li, B.-A.; Chen, L.-W.; Yong, G.-C.; Zhang, M. Circumstantial Evidence for a Soft Nuclear Symmetry Energy at Suprasaturation Densities. *Phys. Rev. Lett.* **2009**, *102*, 062502.
110. Feng, Z.-Q.; Jin, G.-M. Probing high-density behavior of symmetry energy from pion emission in heavy-ion collisions. *Phys. Lett. B* **2010**, *683*, 140.
111. Xie, W.-J.; Su, J.; Zhu, L.; Zhang, F.-S. Symmetry energy and pion production in the Boltzmann-Langevin approach. *Phys. Lett. B* **2013**, *718*, 1510.
112. Tsang, M.B.; Liu, T.X.; Shi, L.; Danielewicz, P.; Gelbke, C.K.; Liu, X.D.; Lynch, W.G.; Tan, W.P.; Verde, G.; Wagner, A.; et al. Isospin Diffusion and the Nuclear Symmetry Energy in Heavy Ion Reactions. *Phys. Rev. Lett.* **2004**, *92*, 062701.
113. Liu, T.-X.; Lynch, W.G.; Tsang, M.B.; Liu, X.D.; Shomin, R.; Tan, W.P.; Verde, G.; Wagner, A.; Xi, H.F.; Xu, H.S.; et al. Isospin diffusion observables in heavy-ion reactions. *Phys. Rev. C* **2007**, *76*, 034603.
114. Famiano, M.A.; Liu, T.; Lynch, W.G.; Mocko, M.; Rogers, A.M.; Tsang, M.B.; Wallace, M.S.; Charity, R.J.; Komarov, S.; Sarantites, D.G.; et al. Neutron and proton transverse emission ratio measurements and the density dependence of the asymmetry term of the nuclear equation of state. *Phys. Rev. Lett.* **2006**, *97*, 052701.
115. Cozma, M.D.; Leifels, Y.; Trautmann, W.; Li, Q.; Russotto, P. Toward a model-independent constraint of the high-density dependence of the symmetry energy. *Phys. Rev. C* **2013**, *88*, 044912.
116. Yong, G.-C.; Guo, Y.-F. Probing High-density Symmetry Energy Using Heavy-ion Collisions at Intermediate Energies. *Nucl. Phys. Rev.* **2020**, *37*, 136.
117. Cozma, M.D.; Tsang, M.B. In-medium $\Delta(1232)$ potential, pion production in heavy-ion collisions and the symmetry energy. *Eur. Phys. J. A* **2021**, *57*, 309.
118. Jhang, G.; Estee, J.; Barney, J.; Cerizza, G.; Kaneko, M.; Lee, J.W.; Lynch, W.G.; Isobe, T.; Kurata-Nishimura, M.; Murakami, T.; et al. Symmetry energy investigation with pion production from Sn+Sn systems. *Phys. Lett. B* **2021**, *813*, 136016.
119. Abbott, B.; Abbott, A.; Abbott, T.D.; Acernese, F.; Ackley, K.; Adams, C.; Adams, T.; Addesso, P.; Adhikari, R.X.; Adya, V.B.; et al. GW170817: Observation of Gravitational Waves from a Binary Neutron Star Inspiral. *Phys. Rev. Lett.* **2017**, *119*, 161101.
120. Raaijmakers, G.; Greif, S.K.; Hebeler, K.; Hinderer, T.; Nissanke, S.; Schwenk, A.; Riley, T.E.; Watts, A.L.; Lattimer, J.M.; Ho, W.C.G. Constraints on the Dense Matter Equation of State and Neutron Star Properties from NICER's Mass-Radius Estimate of PSR J0740+6620 and Multimessenger Observations. *Ap. J. Lett.* **2021**, *918*, L29.
121. Lattimer, J.M.; Lim, Y. Constraining the Symmetry Parameters of the Nuclear Interaction. *Astrophys. J.* **2013**, *771*, 51.
122. Lattimer, J.M. The Nuclear Equation of State and Neutron Star Masses. *Annu. Rev. Nucl. Part. Sci.* **2012**, *62*, 485.