

Linking Souls to Humans with ZKBID: Accountable Anonymous Blockchain Accounts for Web 3.0 Decentralized Identity

Taotao Wang, Shengli Zhang, and Soung Chang Liew

Abstract—A decentralized identity system that can provide users with self-sovereign digital identities to facilitate complete control over their own data is paramount to Web 3.0. The accounting system on blockchain is an ideal archetype for realizing Web 3.0 decentralized identity: users can create their accounts without registering with a central agent. Such an identity system is endowed with *anonymity* property: nobody knows the account's owner because the relationship between an account and the owner is invisible. Thus, user privacy is well protected even though the account's data is public. However, a disadvantage of such complete anonymity is that users can create multiple accounts without authentication to obfuscate their activities on the blockchain. In particular, the current anonymous blockchain account system cannot accurately register the social relationships and interactions between real human users, given the amorphous mappings between users and blockchain identities. Mistrust can be a major hurdle to the large-scale deployment of Web 3.0. This work proposes ZKBID, a zero-knowledge blockchain-account-based Web 3.0 decentralized identity scheme, to overcome endemic mistrust in blockchain account systems. ZKBID links souls (blockchain accounts) to humans (users) in a one-to-one manner to truly reflect the societal relationships and interactions between humans on the blockchain. With ZKBID, the users are accountable for their accounts anonymously, preserving privacy. ZKBID authenticates users using face match and then maps authenticated users to accounts. Zero-knowledge proofs encode the face match results, and user-account mappings employ linkable ring signatures to preserve anonymity. Importantly, ZKBID is fully decentralized: all user-related data are generated by users and verified by smart contracts on the blockchain. We implemented ZKBID and built a blockchain test network for evaluation purposes. Our tests demonstrate the effectiveness of ZKBID and suggest proper ways to configure ZKBID system parameters.

Index Terms—Web 3.0, Blockchain, Identity, Zero-knowledge Proofs, Linkable Ring Signatures

1 INTRODUCTION

International Telecommunication Union (ITU) defines identity as a representation of an entity in the form of one or more attributes that allow the entity to be distinguished within a specific context [1]. With the emergence and popularization of the Internet, the identities of physical entities have another expression, digital identities. Digital identity is the basis for users to manage their digital assets and interact with other users in the digital world [2].

The development of digital identity has gone through three stages: centralized identity, alliance identity, and decentralized identity:

- Centralized identities are created by users but managed by application providers. Users must register at the different providers to create their identities before logging into the different applications. Each application provider independently maintains the data and information associated with the users. Disadvantages of centralized identities include *complexity*: a user has to maintain and manage multiple

identities; and *data-leak vulnerabilities* in the multitude of applications.

- Alliance identities are created by users but managed by one or more large application providers. After obtaining authorization from these large application providers, the identity can be used to log into other applications without registering with the other service providers. For example, users can use their Google accounts to log into many other Internet applications. A disadvantage of alliance identity is *data hegemony*: user data are in the hands of a few large application providers. Alliance identity systems could also be vulnerable to data leaks, e.g., the Facebook user data breach in April 2021.
- Decentralized identities are created and managed by users and are thus *self-sovereign*. Users maintain their identity information and, when necessary, present a self-generated proof to each application for identity confirmation. Blockchain is generally the underlying support infrastructure for decentralized identities. For example, blockchain can be treated as a trusted third party to ensure the integrity and correctness of identity information.

It is also widely taken that centralized identity, alliance identity, and decentralized identity correspond to the three eras of the Internet, i.e., Web 1.0, Web 2.0, and Web 3.0.

What makes Web 3.0 a revolutionary transformation is

- T. Wang, S. Zhang are with the College of Electronics and Information Engineering, Shenzhen University, Shenzhen 518060, China and also with MAXE Labs (e-mail: ttwang@szu.edu.cn; zsl@szu.edu.cn).
- S. Liew is with Department of Information Engineering, The Chinese University of Hong Kong, Hong Kong SAR, China and also with MAXE Labs. (e-mail: soung@ie.edu.hk).

that users hold their own data with complete control, and the data is not appropriated by application providers, as in Web 1.0 and Web 2.0. A decentralized identity system with users' self-sovereign digital identities is paramount to Web 3.0. Currently, the blockchain account system serves as an archetype for a Web 3.0 decentralized identity system.

On blockchain, users manage digital assets and interact with each other using accounts. Users can create accounts without registering with a central agent. The relationship between an account and the user is invisible. Thus, user privacy is well protected even though the account data are public on the blockchain. At the same time, users can prove account ownership by cryptographical means [3]. The implementation of the blockchain account system generally adopts the asymmetric encryption technique [4]. A public key, or its hash, serves as the address/identifier of an account; the account's owner uses the corresponding private key to generate a digital signature to prove account ownership. The blockchain identity system has the *anonymity* feature: nobody knows the true owner of the account.

An advantage of the blockchain account system is that user privacy is protected thanks to anonymity. However, a disadvantage is that a user can create multiple accounts without authentication, engendering mistrust in the identities. Moreover, although a large part of the economic value of activities on blockchain comes from the relationships and interactions between humans, the current blockchain account system cannot accurately register the social relationships and interactions between them. Specifically, if users can create multiple accounts, each user can have multiple identities on the system, and the interactions of these identities with other users cannot be traced back to the single user in a simple manner. In particular, the social interactions and relationships between real users are obfuscated.

In a recent white paper [5], Vitalik Buterin et al. referred to blockchain accounts as "soul" and proposed a non-transferable NFT called "soul-bound" tokens to build social relationships among the accounts on the blockchain. They illustrated how non-transferable soul-bound tokens could represent the commitments, credentials, and affiliations of "souls" and thus can encode the trust networks with economic activities to establish provenance and reputation. Soul-bound tokens can enable many previously impossible economic activities, such as uncollateralized lending and personal brand building. However, a user can still create multiple souls (accounts) on the blockchain to erase, transfer or hide relationships, and thus the blockchain account system with soul-bound tokens still cannot reflect genuine relationships in human societies. Although users are incentivized to group activities that add to their credentials and reputation under one core account/identity, they can also create other souls (fringe identities) for activities they do not want to link to the core identity.

This paper proposes a Zero-Knowledge Blockchain-account-based Web 3.0 decentralized IDentity scheme, named ZKBID¹, to overcome the drawbacks above. With ZKBID, we can link souls (blockchain accounts) to humans (users) in a one-to-one manner to truly reflect the interactions and societal relationships of humans on the

blockchain. The mappings by ZKBID between users and accounts are i) *decentralized* with no involvement of a third-party central agent; ii) *privacy-preserving* in that which identities are tied to which accounts are hidden; and iii) *accountable* in that the one-to-one relationship between identities and accounts can be proved. Therefore, the accounts created by ZKBID are accountably anonymous on the blockchain after the mapping process of ZKBID.

This paper exploits zero-knowledge proofs, linkable ring signatures, and blockchain smart contracts to construct ZKBID as a privacy-preserving entity-mapping decentralized Web 3.0 identity scheme. Our contributions and approaches are summarized below:

- 1) We put forth an identity authentication scheme using zero-knowledge proofs in ZKBID. Face recognition technology is used to authenticate user identity. Specifically, we use a zero-knowledge proof algorithm to generate proofs for the face recognition results on the user side. The zero-knowledge proof enables a smart contract to verify the identity authentication's validity and the identity's uniqueness without revealing the user's facial information to the validator, thereby preventing leakage of user identity information.
- 2) We construct the association of an authenticated user with their blockchain account using a linkable ring signature in ZKBID. That is, the association maps the user to a blockchain account. A property of the linkable ring signature is that it can conceal the signer (the user). Specifically, it obfuscates the association so that, to others, a blockchain account is associated with a large set of users rather than the signing user. The association with the signer is invisible but can be verified by a smart contract on the blockchain, and thus our approach is privacy-preserving and the accounts after mapping are still anonymous. We also utilize the linkability of the linkable ring signature to ensure the uniqueness of this association (i.e., the one-to-one association between identities and accounts).
- 3) We implement ZKBID in JavaScript, Java, and Go languages and build a blockchain test network of 6 nodes on the Alibaba Cloud. We conduct functional and performance tests for ZKBID over the blockchain test network and analyze the results. Our tests demonstrate ZKBID's effectiveness and suggest proper ways to configure ZKBID system parameters.

In a nutshell, ZKBID enables accountably anonymous identity-account mappings on blockchain. It is fully decentralized since all information is generated by the users themselves and verified by the smart contracts on the blockchain.

The remainder of this paper is organized as follows. Section 2 provides the background. Section 3 gives an overview of the ZKBID's framework. Section 4 presents the details of ZKBID. Section 7 delves into the system test. Section 8 discusses related work. Section 9 concludes this paper.

2 BACKGROUND

This section presents the background of the techniques that are used to build our ZKBID.

1. pronounced Z-K-Bid.

2.1 Blockchain and Smart Contract

A blockchain is a decentralized ledger recording all transactions generated across a peer-to-peer network. A valid transaction that transfers the ownership of a crypto asset must be appended with the asset owner's digital signature. The chain expands as new transactions are continually packaged into blocks appended to the blockchain by validating nodes governed by a distributed consensus protocol. Since each block must contain the hash of its parent block, the sequence of blocks in the blockchain is arranged in chronological order. Blockchain is made tamper-proof via cryptographic hash, distributed consensus protocol, and digital signature [4].

In the Bitcoin blockchain [3], transactions can only transfer bitcoin ownership and cannot trigger general logical computations. Ethereum adds smart contracts to blockchain to enable secure Turing-complete computations in a decentralized manner [6]. In the Ethereum blockchain, smart contracts are programs that contain executable codes and data; each validating node executes the logical computations encoded in smart contracts over the Ethereum Virtual Machine (EVM) after receiving transactions that trigger the execution of the smart contract. The smart contract execution results are recorded into new blocks and validated by all validating nodes.

2.2 Identities on Blockchain

Users' identities on blockchain are represented by the accounts with which users manage their digital assets.² Blockchain generally adopts a self-sovereign and anonymous account system, i.e., users generate and manage their accounts. They can use their accounts to transfer/receive crypto-assets or trigger logical computations on the blockchain without pre-registering their accounts with a central facility.

The account system of blockchain utilizes asymmetric cryptography. Fig. 1 illustrates the account generation process of Ethereum. The user first randomly picks a string of 32 bytes as the private key sk . Then, the corresponding 64-byte public key pk is computed from the private key using elliptic curve cryptography (ECC). After that, the public key is compressed into a 32-byte string using the hash function of Keccak-256. Finally, the last 20 bytes of the compressed public key are taken to be the account address $addr$. The computation of the public key pk from the private key sk and the computation of the account address $addr$ from the public key pk are both one-way. We can denote the account of a user by a triple $(addr, pk, sk)$.

On the Ethereum blockchain, transactions transfer crypto assets from one address to another. Thus, the account address $addr$ is like a bank account number. The private



Fig. 1. Blockchain account generation process in Ethereum.

key sk serves as a cryptographic password that grants the user ownership of crypto assets on the given address. Specifically, to transfer crypto assets from her/his address $addr$ to another address, the user makes a transaction with her/his account address $addr$ as the sender address; then, the user digitally signs the transaction using her/his private key sk and appends the signature to the transaction. The signature scheme used by Ethereum is the Elliptic Curve Digital Signature Algorithm (ECDSA). Anyone receiving this transaction can extract the public key pk from the signature and then transforms the public key to the account address $addr$. The transaction is thus verified by checking whether the recovered account address $addr$ is consistent with the sending address contained in the transaction. This mechanism makes it possible for anyone to verify the transaction while ensuring that only the owner of the corresponding private key sk can spend the crypto-assets on the given account address $addr$.³

2.3 Zero-Knowledge Proof

Zero-knowledge proofs are a cryptographic technique that proves a statement's validity without revealing any private information about the statement [7]. In the zero-knowledge protocol, there are two players, the prover and the verifier. The prover wants to convince the verifier that a statement is true without revealing other information. The zero-knowledge protocol consists of three communication phases between the prover and the verifier [8]:

- 1) Witness Phase: The prover computes proof for the statement. The proof is communicated to the verifier.
- 2) Challenge Phase: The verifier asks the prover several questions about the statement.
- 3) Response Phase: The prover responds to the verifier to answer the questions. The verifier decides to accept or reject the proof according to the answers.

The above phases of the zero-knowledge proof framework do not reveal any private information about the statement. Zero-knowledge proof has the following three properties:

- 1) Completeness: If the statement is true, then the prover can prove the statement over and over again, and the verifier always accepts the proofs.
- 2) Soundness: If the statement is not true, no prover can cheat to convince the verifier that this false statement is true except with a small probability, and the verifier always rejects the proof.
- 3) Zero-knowledge: If the statement is true, no private information about the statement is leaked, and the

3. We can also directly use the public key as the account address to achieve the same purpose. Using a hash compressed version of the public key as the account address is a common practice since the inception of Bitcoin.

2. There are two types of accounts in Ethereum-like blockchains [6]: 1) externally owned accounts (EOAs) and 2) contract accounts. EOAs are controlled by users using their private keys. Contract accounts are the accounts of smart contracts deployed onto the blockchain and controlled by codes. Only EOA can initiate transactions. A user with EOA can send transactions to an EOA or a contract account to transfer ethers to that account, or send transactions to a contract account to trigger the logical computations of the smart contract stored under that contract account. This work concerns only EOAs, since only EOAs are associated with user identity.

verifier learns nothing other than the fact that the statement is true.

There is a story that well presents the fundamental ideas behind zero-knowledge proof. Suppose that Peggy is the prover and Victor is the verifier, and Victor is a red-green color-blind and Peggy is not. Peggy has two balls that are identical to each other except their colors: one red and one green. The two balls seem completely identical to Victor. Peggy wants to prove to Victor that the two balls are distinguishable but nothing else, without revealing which one is the red and which is the green. A zero-knowledge proof scheme for this is as follows. Peggy gives the two balls to Victor and the following procedure is repeated multiple times. Each time, Victor hides the two balls behind his back, picks one of the two balls at random, and shows it to Peggy and asks, "Did I switch the ball?". Peggy then provides her answer. If the two balls were the same color and hence indistinguishable, Peggy could answer correctly with a probability of $1/2$ each time and the probability of answering the question correctly n times would only be $(1/2)^n$. Therefore, when n is sufficiently large, Victor becomes convinced that the balls are indeed distinguishable with probability approaching one $(1 - (1/2)^n)$. The above proof scheme is zero-knowledge, since Victor never learns how to distinguish the balls, and which is green and which is red.

There are several types of zero-knowledge proof algorithms [8]. Among them, zero-knowledge succinct non-interactive argument of knowledge (zkSNARK) is considered to be the most practical. We present a simplified model of zkSNARK here. We refer the readers to [9] for the formal and complete model of zkSNARK.

A zkSNARK algorithm is usually represented by an arithmetic circuit that consists of the basic arithmetic operations of addition, subtraction, multiplication, and division. An \mathbb{F} -arithmetic circuit is a circuit in which all inputs and all outputs are elements in a field \mathbb{F} . Consider an \mathbb{F} -arithmetic circuit C that has an input $x \in \mathbb{F}^n$, an auxiliary input $w \in \mathbb{F}^h$ called a witness, and an output $C(x, W) \in \mathbb{F}^l$, where n, h, l are the dimensions of the input, auxiliary input, and output, respectively. The arithmetic circuit satisfiability problem of the \mathbb{F} -arithmetic circuit C is captured by the relation: $\mathcal{R}_C = \{(x, W) \in \mathbb{F}^n \times \mathbb{F}^h : C(x, W) = 0^l\}$, and its expression is $\mathcal{L}_C = \{x \in \mathbb{F}^n : \exists W \in \mathbb{F}^h, \text{ s.t. } C(x, W) = 0^l\}$. A zkSNARK algorithm consists of three algorithmic components [9]:

- $(PK, VK) \leftarrow \text{KEYGEN}(1^\lambda, C)$ is the key generation algorithm that generates the proving key PK and the verification key VK by using a predefined security parameter λ and an \mathbb{F} -arithmetic circuit C .
- $\pi \leftarrow \text{PROVE}(PK, x, W)$ is the proof generation algorithm that generates a proof π based on the proving key PK , the input x , and the witness W .
- $1/0 \leftarrow \text{VERIFY}(VK, x, \pi)$ is the proof verification algorithm that outputs a decision to accept or reject π using VK, x and π as the input.

Remark: The proving key PK and the verification key VK generated by the *KEYGEN* algorithm are treated as the public parameters pre-generated by an authority.

The *PROVE* algorithm is executed by the prover, and the *VERIFY* algorithm is executed by the verifier. Witness W is the secret owned by the prover that he/she does not want to reveal to others and yet wants to prove that he/she knows the secret.

zkSNARK has the following technical advantages [8]. First, the generated proof has a size of just several bytes, the proof can be verified in a short running time, and the *PROVE* algorithm can be executed in polynomial time (the succinct property). Second, the prover and verifier do not need to communicate synchronously with each other to perform the challenge and response phases; the generated proof is sent to a verifier and can be verified offline (the non-interactive property). In this work, we use zkSNARK algorithms to implement our ZKBID.

2.4 Linkable Ring Signature

Linkable ring signatures are an improved version of ring signatures. We first provide the background on ring signatures. Rivest et al. introduced the concept of ring signatures in 2001 [10]. A ring signature is a simplified group signature. In a ring signature, there are only ring (group) members and no ring (group) manager, and there is no cooperation among ring members. To execute a ring signature, the signer first selects a group of public keys, including their own public key, to form a ring of public keys. The signer randomly selects the public keys in the ring and does not need the agreement or inform the other members that their public keys have been selected. After the ring of public keys is determined, the signer signs the message using the ring and the signer's private key. The signature can be verified as coming from one of the ring members without revealing the real signer. Thus, the ring signature has the anonymity property that allows it to be used in various applications (e.g., electronic voting).

A ring signature scheme includes three algorithmic components (*GEN*, *SIG*, *VER*) [10] defined as follows:

- $(pk, sk) \leftarrow \text{GEN}(1^k)$ is the key generation algorithm that takes security parameter k as the input and outputs a public key pk and a private key sk .
- $\sigma \leftarrow \text{SIG}(1^k, 1^n, m, L, sk)$ is the signing algorithm that takes security parameter k , ring size n , private key sk , a ring of n public keys $L = \{pk_i | i = 1, 2, \dots, n\}$ including the signer's own public key (i.e., $pk_i = pk$ for some i), and message m as the input and outputs a signature σ .
- $1/0 \leftarrow \text{VER}(1^k, 1^n, m, L, \sigma)$ is the signature verification algorithm that takes security parameter k , ring size n , a ring of n public keys L , message m , and signature σ as the input and outputs 1 or 0 to indicate accept or reject respectively. That is, for a message m , a ring L that includes the public key pk of the signer's key pair (pk, sk) , and a signature $\sigma \leftarrow \text{SIG}(1^k, 1^n, m, L, sk)$, anyone can check that $\text{VER}(1^k, 1^n, m, L, \text{SIG}(1^k, 1^n, m, L, sk)) = 1$.

A drawback of ring signatures is that one cannot determine whether two different signatures are signed by the same signer, making them not viable in various application scenarios. In 2004, Liu et al. proposed linkable ring signature [11] to overcome this drawback.

The linkable ring signature scheme still includes the three algorithmic components, (GEN, SIG, VER), as in the original ring signature scheme. In addition, the linkable ring signature scheme incorporates an algorithmic component $LINK$ specified below:

- $1/0 \leftarrow LINK(1^k, 1^n, m_1, m_2, \sigma_1, \sigma_2, L_1, L_2)$ is the linkability check algorithm that takes parameter k , ring size n , two different rings of n public keys L_1, L_2 , two messages m_1, m_2 , two signatures σ_1, σ_2 , such that $VER(1^k, 1^n, m_1, L_1, \sigma_1) = 1$, $VER(1^k, 1^n, m_2, L_2, \sigma_2) = 1$, as the input, and returns 1 or 0 for linked or unlinked, respectively. That is, for two messages m_1, m_2 , two rings of n public keys $L_1 = \{pk_i^{(1)} | i = 1, 2, \dots, n\}$, $L_2 = \{pk_i^{(2)} | i = 1, 2, \dots, n\}$, and two integers (indices) π_1, π_2 over the range $[1, n]$, and the corresponding signatures $\sigma_1 \leftarrow SIG(1^k, 1^n, m_1, L_1, sk_{\pi_1}^{(1)})$, $\sigma_2 \leftarrow SIG(1^k, 1^n, m_2, L_2, sk_{\pi_2}^{(2)})$, anyone can check that $LINK(1^k, 1^n, m_1, m_2, \sigma_1, \sigma_2, L_1, L_2) = 1$ when $sk_{\pi_1}^{(1)} = sk_{\pi_2}^{(2)}$, where $sk_{\pi_1}^{(1)}, sk_{\pi_2}^{(2)}$ represent the private keys corresponding to the public keys $pk_{\pi_1}^{(1)}, pk_{\pi_2}^{(2)}$ in L_1 and L_2 , respectively.

As stated above, with a linkable ring signature ($GEN, SIG, VER, LINK$), one can link two different signatures generated by the same signer whose public key is in the two rings without sacrificing the signer's anonymity.

The $LINK$ algorithm stated above satisfies the ring-independence property; that is, even if two different rings are involved, the linkability can be verified. In [12], the author constructed such a ring-independent linkable ring signature scheme. In his construction, a key image y_0 is computed from the private key and public key of the signer as $y_0 \leftarrow sk * H_p(pk)$, where $*$ is the multiplication operator of finite-field polynomials, H_p is a deterministic hash function that maps a point to another point on the elliptic curve. This key image is used together with the ring L and the private key sk to produce the signature, and the key image is also prepended to the produced signature, i.e., the signature has the form $\sigma = (y_0, \dots)$. Since the key image y_0 is unique for a signer with the pair of (sk, pk) , and all the signatures produced by the same signer are prepended with the same key image, these signatures by the same signer are linkable even if the selected public keys in the ring change. The anonymity of the signer still holds in this construction of linkable ring signature.

3 OVERALL DESIGN

ZKBID uses the zero-knowledge proof, the linkable ring signature, and blockchain. This section overviews the overall design, and the next section details the design.

3.1 Overall Operational Process

ZKBID generates privacy-preserving accounts for entity-users via a process that fulfills entity certification, identity authentication, and entity-to-account mapping over blockchain. We refer to this process as the on-chain identity

authentication and account certification (IAAC) process. Fig. 2 illustrates the overall operational flow of IAAC, divided into three sub-processes, i.e., i) registration-information generation, ii) user-identity authentication, iii) soul-account certification.

We outline the key elements of these sub-processes in the following:

- i) **Registration-information generation:** This sub-process generates privacy-preserving registration information from the user's identity. It first performs identity verification that checks whether the user's biometrics matches the user's identity information on the ID card/certificate presented. Upon passing the check, this sub-process generates a zero-knowledge proof (ZKP) for the identity verification result (i.e., the user's biometrics matches the identity information on the ID certificate) and a seed account bound to the identity. All operations of this sub-process are performed off-chain in the user's local wallet to prepare the ZKP and seed account needed for the subsequent on-chain sub-processes.
- ii) **User-identity authentication:** This sub-process authenticates the user's identity by verifying that both the ZKP and the seed account are correct. These verifications are conducted via a smart contract on the blockchain, i.e., the user-identity authentication contract. This sub-process prevents the same user from repeatedly registering by checking that there is no more than one seed account for the same identity. The verified seed account is treated as legal, and this legal account's public key is recorded with the ZKP by the smart contract onto the blockchain.
- iii) **Soul-account certification:** This sub-process associates a soul account, a blockchain account generated by the user, with the aforementioned seed account. To establish an anonymous one-to-one association between the soul account and the seed account, the user executes a linkable ring signature locally, signing the public key of the soul account as the message with the private key of the seed account. The generated linkable ring signature is sent to the soul-account certification contract to verify its correctness and uniqueness on the blockchain. To verify the correctness of the signature is to ensure that the soul account is associated with a legal seed account; to verify the uniqueness of the signature is to ensure that the association of the soul account with the seed account is unique (i.e., a one-to-one association). The verification of the soul account is treated as legal, and the public key of the soul account is recorded by the smart contract onto the blockchain.

The above descriptions mentioned two types of accounts. Their relationships are illustrated in Fig. 3, which shows that a user can only generate a unique seed account, and a soul account can only be associated with a seed account in a one-to-one manner. And we summarize their features and functions in Table 1. We have also mentioned two types of smart contracts in the description of the operational flow of IAAC. We summarize the features and functions of the smart contracts in Table 2.

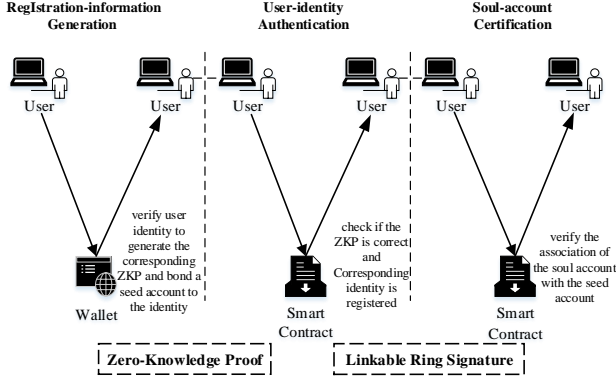


Fig. 2. The overall operational flow of the on-chain IAAC process, which includes three sub-processes: i) registration-information generation, ii) user-identity authentication, iii) soul-account certification.

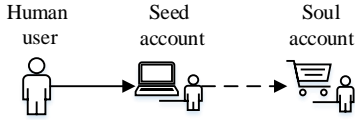


Fig. 3. The relationships between a user, a seed account, and a soul account (the dotted line represents that the relationship is not visible on-chain and is privacy-preserving).

3.2 System Architecture

Fig. 4 shows the the system architecture of ZKBID consisting of two subsystems:

- The local service subsystem is deployed on the user side. This subsystem contains user interfaces to invoke the services our system provides. The services are implemented in several local functional modules: a face recognition module, a zkSNARK module, a linkable ring signature module, an account generation module, and a construct-and-send transaction module. Some of these modules interact with the blockchain by invoking the construct-and-send transaction module.
- The blockchain subsystem is deployed on the network side. The blockchain is an Ethereum-type blockchain that can support EVM smart contracts. The package web3.eth of the library web3.js implements the blockchain interface. The APIs provided by web3.eth allow users to interact with an Ethereum-type blockchain and Ethereum-type smart contracts.

We implemented ZKBID according to this architecture in JavaScript, Java, and Go languages to demonstrate its effectiveness (see Section 7).

4 DESIGN DETAILS

This section gives the design details of the three sub-processes of the on-chain IAAC process.

4.1 Registration-information Generation

The primary function of the registration-information generation sub-process is to generate the registration information

TABLE 1
Summary of features and functions of the two types of accounts

Account Types	Features & Functions
Seed Account	A seed account refers to an account used by the user to register their identity to the system for the first time. Each user can only have one seed account, which contains their identity information. Only seed accounts can issue transactions that invoke the user-identity authentication contract on the blockchain.
Soul Account	A soul account is an accountably anonymous user account. It is a child account generated by the seed account with their association hidden from the public, thus ensuring anonymity. Yet each seed account can associate with only one soul account, thus ensuring accountability because an identity cannot generate multiple soul accounts to obfuscate its activities on the blockchain.

TABLE 2
Summary of features and functions of the three smart contracts

Smart Contracts	Features & Functions
User-identity Authentication Contract	The user-identity authentication contract performs two functions: to verify that the identity has not previously been registered and to verify the correctness of the ZKP, i.e., to verify that the user's identity information is correct. If the execution result is True, the contract records the seed account's public key, the hash of the ID number and ZKP into the storage space of the smart contract. If the execution result is False (either the identity tries to register again or the identity information is incorrect), the contract rejects the registration attempt.
Soul-account Certification Contract	The soul account certification contract certifies the association of the soul account with a legal seed account. Specifically, it verifies the correctness and uniqueness of the linkable ring signature. If the execution result of the contract is True, the soul account is legal, and the contract records the soul account's public key into the storage space. If the execution result is False (either the soul account is not associated with a legal seed account or another soul account has already been associated with the seed account), the contract rejects the certification attempt.

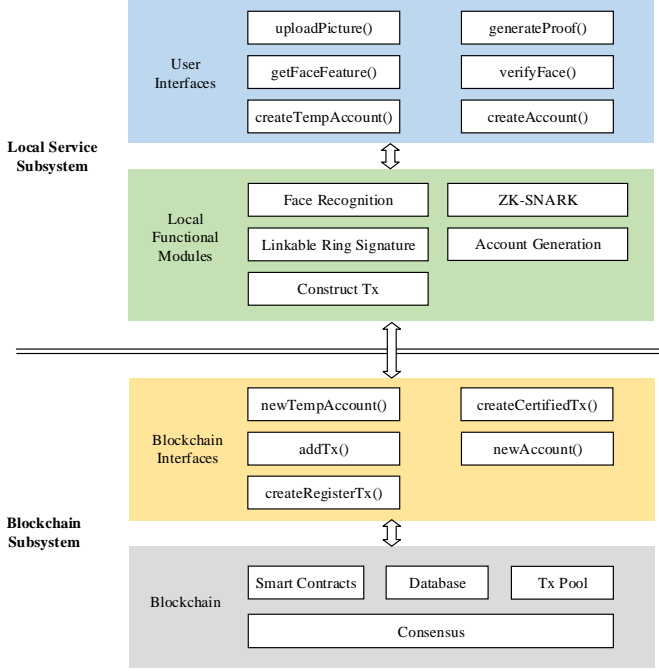


Fig. 4. ZKBID system architecture.

after verifying the user identity through privacy-preserving biometric verification. This sub-process only verifies that the present person is the claimed person but does not disclose or retain any user identity and biometric data; it verifies that this is a real physical user with matching identifying biometrics but does not recognize or record who the user is. To achieve this, we convert the traditional biometric identity verification into the computation of the zero-knowledge proof (ZKP) for the statement “the biometrics captured by the camera belongs to this particular user.”. This sub-process also binds a seed account to the user identity. The computed ZKP is treated as the registration information for the user, and the seed account is used in the next subprocess to register and create another accountably anonymous account (i.e., the soul account) on the blockchain. This sub-process is critical to ZKBID since it prepares the registration information for the whole on-chain IAAC process. We further elaborate on this subprocess in the following.

In traditional biometric identity verification, physical characteristics, such as a fingerprint, an iris, or a face, are scanned from the present user and then compared with a copy of physical characteristics stored in the user’s ID card. The biometric identity verification typically executes on a service provider’s central server. If the adopted biometrics is the face, this operation is called face match [13]. Fig. 5 depicts the face-match identity verification process. First, the present user holds up their ID card, and a camera on the device takes a photo. The captured face and the face photograph on the ID card are scanned into a face-match module for subsequent operations. For traditional biometric identity verification, these subsequent operations are performed at a central server, with the risk of the user’s biometric and identity information being leaked on the central server side.

The design of our system takes into account the privacy issue. We verify the user identity information without

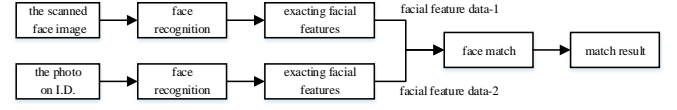


Fig. 5. Face-match identity verification.

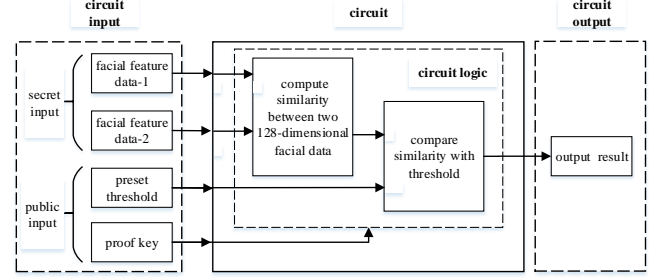


Fig. 6. The logic diagram of the arithmetic circuit to compute the zero-knowledge proof for face match.

disclosing the user’s biometric and identity information to the system. Specifically, we adopt the zero-knowledge proof technology to compute a proof at the user side for the correctness of the face match result without revealing the face and the identity information. Fig. 6 shows the logic diagram of the arithmetic circuit designed to compute the ZKP for face match. The logic of the circuit is to compute the similarity between two 128-dimensional facial feature data and compare it with a preset threshold. The circuit’s inputs include two pieces of facial feature data, a preset threshold, and a proof key. With respect to the ZKP, the two pieces of 128-dimensional facial feature data are the secret inputs (i.e., the witness W), and the preset threshold and the proving key are public inputs. The corresponding ZKP can be generated only when the computed similarity exceeds a preset threshold; otherwise, the generation fails.

Upon the successful generation of the ZKP, the user can bind a seed account to their identity information (e.g., the ID number on their ID card). The seed account, denoted by $(addr_{seed}, pk_{seed}, sk_{seed})$, is an ordinary blockchain account, which can be generated as specified in Section II.B. The seed account is bound to the user identity by the registration information $RegInfo \triangleq (ZKP(ID), Hash(ID), pk_{seed}, Sig_{seed})$, where $ZKP(ID)$ is the ZKP of the face match result, $Hash(ID)$ is the hash of the ID number, Sig_{seed} is the signature generated by signing $Hash(ID)$ with the private key of the seed account sk_{seed} . In this way, we associate the seed account with the user identity. In the next subprocess, ZKBID checks the uniqueness of $Hash(ID)$ to prevent the user from registering repeatedly. When scanning the physical face and the ID card of the present user, the user’s ID number on their ID card is also scanned into the local device to generate the registration information. Fig. 7 illustrates the registration information generation subprocess of IAAC.

We present the operational flow of registration information generation in Fig. 8, where the related user interfaces and functional modules are also shown. The operational flow of registration information generation consists of the following four successive steps:

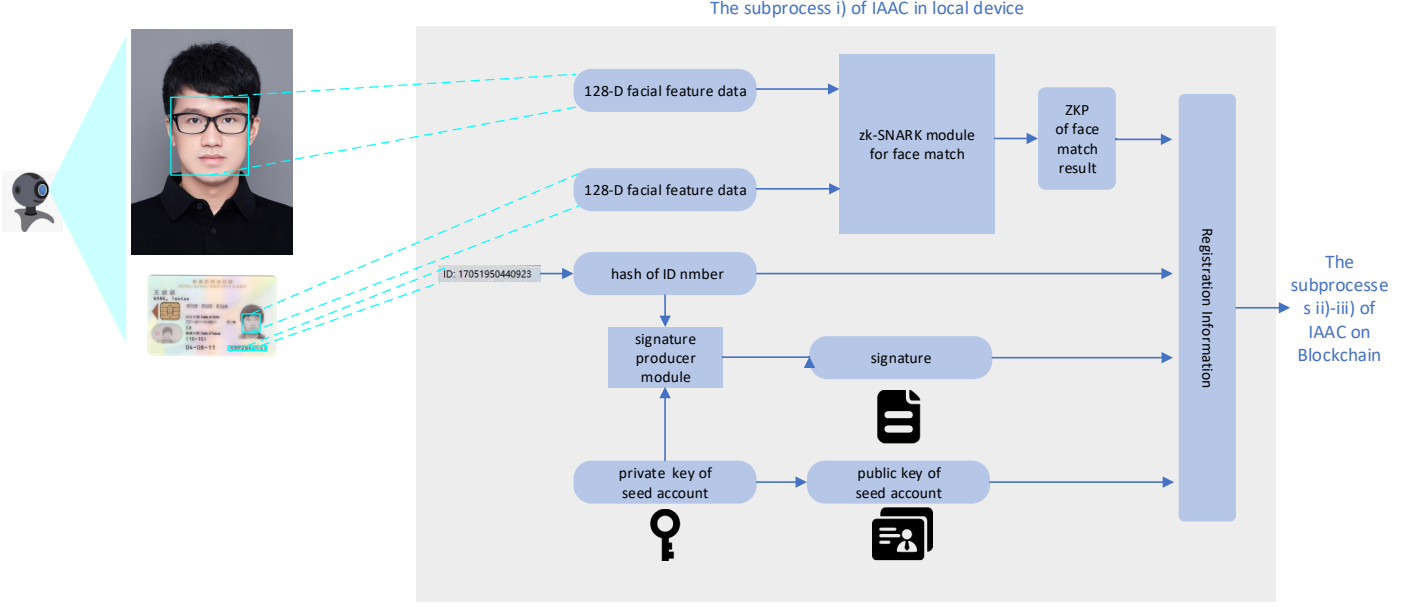


Fig. 7. Illustration of the registration information generation sub-process of IAAC in ZKBID.

- 1) **Extracting facial features:** The user's face together with their ID card is scanned into pictures and uploaded to the user's local device using the *uploadPicture()* interface. Then, via the *getFaceFeature()* interface, the *FaceRecognition* module is invoked to recognize the faces on the pictures and extract the corresponding two facial feature data for the subsequent face match operation.
- 2) **Conducting face match:** The two facial feature data are fed to the *FaceRecognition* module via the *faceEqual()* interface to compute the similarity between two facial feature data. When the computed similarity is above a preset threshold, the user is identified to be the same person as on the ID card, and the entity identity is verified; otherwise, the process is terminated.
- 3) **Generating ZKP:** The *zkSNARK* module is invoked via the *generateProof()* interface to generate the ZKP of the face match result. This ZKP will be included in the registration information.
- 4) **Generating seed account:** The *AccountGeneration* module is invoked via the *createSeedAccount()* interface to generate the seed account.
- 5) **Forming registration information:** The private key of the seed account is used to sign the hash of the ID number. Finally, the *FormRegistrationInformation* module is invoked via the *formRegInfo()* interface to form the registration information by including the ZKP, the hash of the ID number, the public key of the seed account, and the signature on the hash of the ID number.

The registration information and the seed account are used to register the user and associate a soul account with the user anonymously.

As described above, the operational flow of registration information generation involves the interactions between

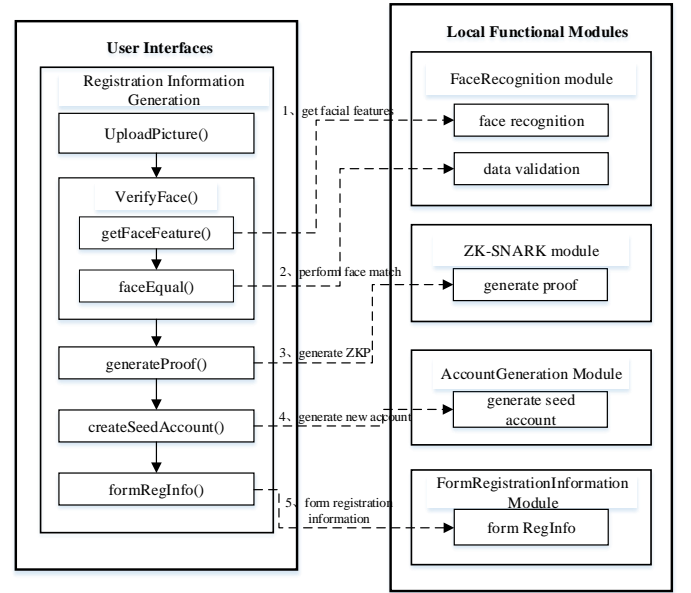


Fig. 8. The operational flow of the registration information generation sub-process of IAAC in ZKBID.

user interfaces and functional modules. We summarize the user interfaces and functional modules in Table 3. We also discuss the implementations of the FaceRecognition module and the zkSNARK module in the local subsystem.

- 1) **The FaceRecognition module:** This module is implemented using the face recognition function of the Dlib toolkit [14]. The FaceRecognition module has two functions: face recognition and facial data validation. Face recognition performs face detection on the two uploaded pictures to locate the faces, then computes the 128-dimensional facial feature data of the two located faces. Facial data valida-

TABLE 3
Summary of user interfaces and functional modules for registration information generation

User Interfaces	Modules to interact with	Function
<i>getFaceFeature()</i>	<i>FaceRecognition</i>	extract facial features
<i>faceEqual()</i>	<i>FaceRecognition</i>	conduct face match
<i>generateProof()</i>	<i>zkSNARK</i>	generate ZKP
<i>createSeedAccount()</i>	<i>AccountGeneration</i>	generate seed account
<i>formRegInfo()</i>	<i>FormRegistrationInformation</i>	form registration information

tion computes the cosine distance between the two 128-dimensional facial feature data as the similarity metric and compares it with the preset threshold to determine whether the present person is the one on the ID card.

- 2) **The zkSNARK module:** This module is implemented using the Groth16 algorithm [15], which is regarded as the current best zkSNARK algorithm in terms of proof size and running speed. The Groth16 algorithm is already implemented in the libsnark C++ library [16] as an open-source zero-knowledge proof tool. This module computes the cosine distance between the two input 128-dimensional facial feature data and compares the computed cosine distance with the preset threshold. If the computed cosine distance is greater than the preset threshold, it generates the corresponding ZKP using the proof key. The Groth16 algorithm transforms the above computation into polynomial arithmetic called Quadratic Arithmetic Program (QAP) [17].

We remark that all the above registration information generation operations are off-chain and executed in the wallet installed on the user's local device.

5 USER-IDENTITY AUTHENTICATION

The primary function of the user identity certification subprocess is to certify the user's identity after verifying the ZKP of the user's identity (the face match result) and the seed account linked to the user's identity (the hash of the ID number). The verified seed account serves as an identity certificate that enables the user to create an anonymous account on the blockchain tied to their unique identity. A user-identity authentication contract on the blockchain performs the verifications in this subprocess.

The user first constructs a special transaction on the blockchain in which the sender field is the account address of their seed account, the recipient field is the account address of the user-identity authentication contract, and the data field contains *RegInfo*, the registration information generated in the last subprocess. We refer to this special transaction as the seed-account registration transaction. This transaction is broadcast to the network of the blockchain nodes. The blockchain nodes then include the seed-account registration transaction in the next block to trigger the execution of the user-identity authentication contract.

When the user-identity authentication contract is triggered by the seed-account registration transaction that contains $RegInfo = (ZKP(ID), Hash(ID), pk_{seed}, Sig_{seed})$

in the data field, the contract executes the following steps one by one: i) traverse its on-chain storage space to see whether the hash of the ID number, $Hash(ID)$, has previously been recorded; ii) verify $ZKP(ID)$ is correct; iii) verify the signature Sig_{seed} on $Hash(ID)$ is signed with the private key of pk_{seed} . If the result of any of the above steps is NO, the registration fails; otherwise, this user is deemed a newly authenticated user, the corresponding seed account is deemed legal, and $Hash(ID)$ and pk_{seed} are stored together in the on-chain storage space, *SeedKeyStore*, of the contract.

We present the operational flow of user identity authentication in Fig. 9, where the related user interfaces, blockchain interfaces, local functional modules, and blockchain modules are also shown. The operational flow of entity-identity authentication consists of the following three steps:

- 1) **Construct seed-account-registration transaction:** Via the *createRegisterTx()* user interface, the *TxGeneration* module is called to construct the seed-account registration transaction in which the sender field is the account address of the seed account, the recipient field is the account address of the user identity authentication contract, and the data field contains the registration information *RegInfo*.
- 2) **Send seed-account-registration transaction:** After the seed-account registration transaction is constructed, the *TxGeneration* module calls the blockchain interface of *addTx()* to send the contract transaction to the blockchain. After the transaction is sent to the blockchain, it will be added to the transaction pool, *TxPool*, of the blockchain node that is connected to the user, and then it is broadcast to other blockchain nodes in the whole blockchain network.
- 3) **Execute contract and return execution result:** Finally, the blockchain nodes select the seed-account registration transaction from their *TxPool* and include the transaction into the next block to trigger the execution of the user identity certification contract over the EVM virtual machine. The contract execution results are returned to the user through the callback function.

The seed account's public key recorded by the smart contract onto the blockchain is a certificate for the user to create a privacy-preserving and accountable identity (account) over the blockchain. As described above, the operational flow of user identity authentication involves the interactions

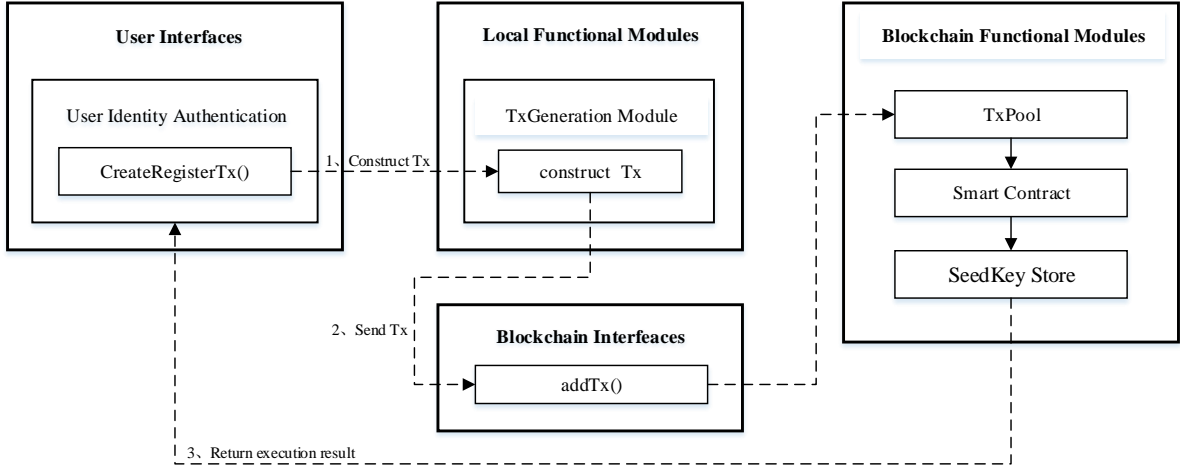


Fig. 9. The operational flow of the user identity authentication sub-process of IAAC in ZKBID.

TABLE 4
Summary of user interfaces and functional modules for user-identity authentication

User Interfaces	Modules to interact with	Function
<i>createRegisterTx()</i>	<i>TxGeneration</i>	construct seed-account -registration transaction
<i>addTx()</i>	<i>TxPool</i>	add transaction into TxPool of blockchain node

between the user interfaces and functional modules. We summarize the user interfaces and functional modules in Table 4.

6 SOUL ACCOUNT CERTIFICATION

The main function of the soul account certification sub-process is to verify that the soul account is one-to-one associated with a legal seed account already registered on the blockchain. First, the soul account is generated as an ordinary blockchain account. Then, the association of the soul account with the seed account is locally established by the user using the linkable ring signature algorithm. Finally, the soul account and the linkable ring signature are sent to the soul account certification contract on the blockchain to verify the established association. The verified soul account is a privacy-preserving and accountable identity that enables the user to act on the blockchain in an accountably anonymous way.

For soul account certification, first, the user generates a soul account denoted by a triple that includes the account address, the public key, and the private key: $(addr_{d_{soul}}, pk_{soul}, sk_{soul})$. Then, the user selects a group of public keys from all current legal seed accounts, including the user's own public key pk_{seed} , to form a ring of public keys L . The user computes a key image y_0 based on his/her seed account key pair (pk_{seed}, sk_{seed}) : $y_0 \leftarrow sk_{seed} * H_p(pk_{seed})$. After that, the user generates a linkable ring signature in which the message to be signed is the public key of the soul account pk_{soul} . The private key of the user's seed account sk_{seed} , the key image y_0 and the ring of the selected public keys L are used to sign the message using the linkable ring signature scheme in [xx]. The signing process $\sigma \leftarrow SIG(1^k, 1^n, pk_{soul}, L, sk_{seed})$ is shown in

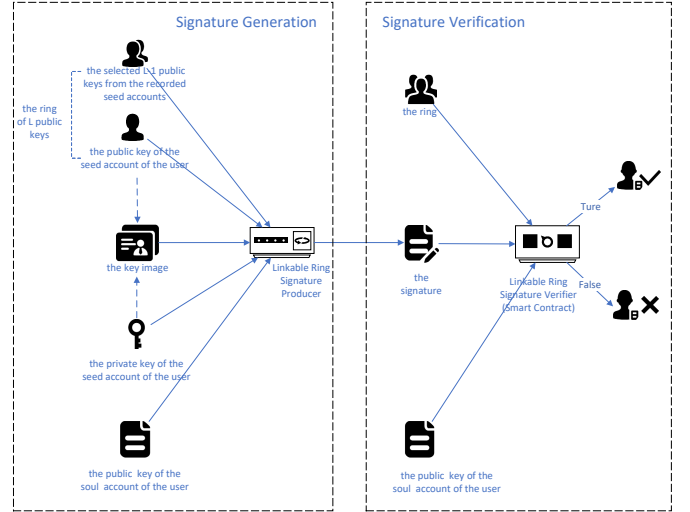


Fig. 10. The illustration of the generation and verification process of a linkable ring signature.

Fig. 10. Note that the produced signature has the form of $\sigma = (y_0, \dots)$, where y_0 is the tag tied to the private key of the seed account, sk_{seed} , to prevent multiple registrations of the same seed account. After that, we form a piece of certification information, $CerInfo = (pk_{soul}, L, \sigma)$. Finally, the user constructs a soul-account certification transaction in which the sender field is the soul account address, the recipient field is the on-chain address of the soul-account certification contract, and the data field contains the certification information, $CerInfo$.

After the soul-account-certification-contract transaction is sent to the blockchain network, the blockchain validat-

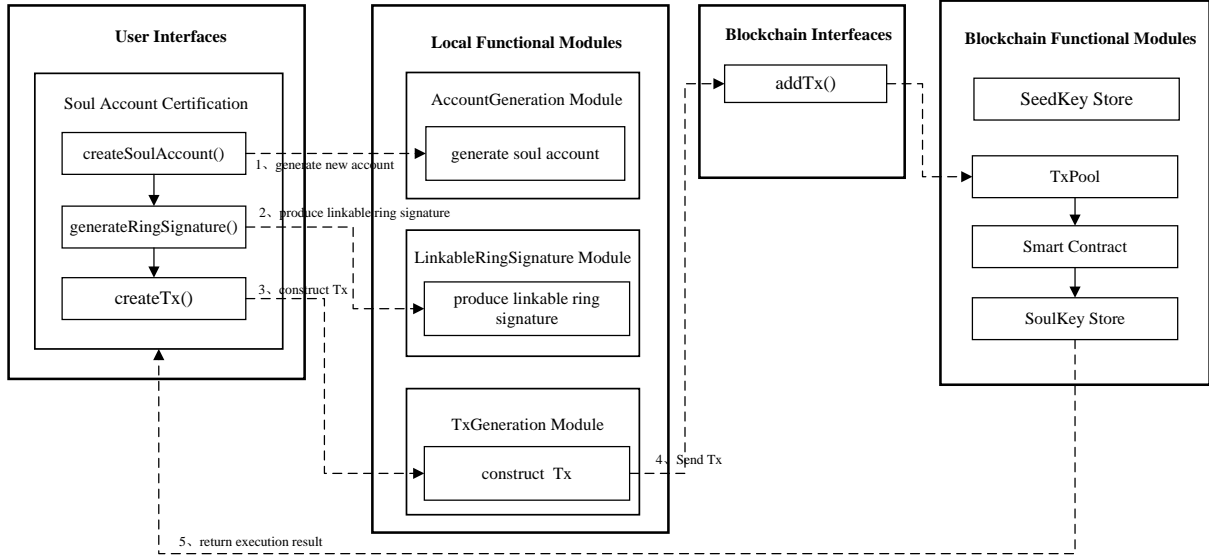


Fig. 11. The operational flow of the soul account certification sub-process of IAAC in ZKBID.

ing nodes execute the soul-account certification contract by taking the data contained in this transaction as input. The execution result is then written into a new block in the blockchain. The soul-account certification contract is executed to verify the correctness and the uniqueness of the linkable ring signature $\sigma = (y_0, \dots)$ using the signed message pk_{soul} and the ring of the selected public keys L . To verify correctness, the signature verification algorithm, $1/0 \leftarrow VER(1^k, 1^n, pk_{soul}, L, \sigma)$, is run to see whether it outputs "1". To verify uniqueness, the key image, y_0 , is checked to see whether it has been recorded in the on-chain storage of the soul-account certification contract. If the correctness check is positive, the signature is valid, and thus the soul account is indeed associated with a legal seed account; if the uniqueness check is positive, the key image in the signature does not exist in the set of the recorded key images, i.e., the association of the soul account with the seed account is unique. If these checks are positive, the soul-account certification contract outputs "True" to certify the soul account; otherwise, it outputs "False" to reject the soul account. Fig. 10 shows the verification process. The verified public key of the soul account pk_{soul} and the key image y_0 are recorded in the on-chain storage of the soul account certification contract. In this way, the certification of the soul account, $(addr_{soul}, pk_{soul}, sk_{soul})$, is finished.

Since the key image generated by the public key and private key of a seed account is unique, one seed account can only generate one valid linkable ring signature on the public key of the soul account, thus ensuring a strict one-to-one association of a soul account with the seed account. Moreover, since the association is established using linkable ring signatures, although anyone can verify the association, they cannot tell which public key (thus which account) in the ring produces this signature. Therefore, the soul account is uniquely tied to the user's identity but can still preserve privacy at the same time. The certified soul accounts can be used on the blockchain as the accountable representatives of users' identities to conduct various activities.

Remark: ZKBID uses ring signatures to link an identity (owned by the signer) with an account anonymously. If the same signer can sign several times without being discovered, then the same identity can be linked to multiple accounts. Linkable ring signatures make it possible to find out that two signatures are signed by the same signer (without revealing the identity of the signer), and the anonymous identity-account mapping will be deemed invalid in that case.

Fig. 11 presents the operational flow of soul account certification, where the related user interfaces, blockchain interfaces, local functional modules, and blockchain modules are also depicted. The operational flow of soul account certification is divided into the following three steps:

- 1) **Create new soul account:** The *AccountGeneration* module is invoked via the *createSoulAccount()* interface to generate the soul account associated with the certified seed account.
- 2) **Produce linkable ring signature and certification information:** Via the *generateSignature()* user interface, the public key of the soul account, the private key of the seed account, and the ring of the public keys selected from the recorded seed accounts are fed into the *LinkableRingSignature* module to produce the linkable ring signature. And then, the certification information is produced by including the public key of the soul account, the ring and the linkable ring signature.
- 3) **Construct and send soul-account-certification transaction:** Via the *createAuthenticateTx()* user interface, the *TxGeneration* module is called to construct the soul-account-certification transaction in which the sender field is the soul account address, the recipient field is the on-chain address of the soul account certification contract, and the data field contains the certification information.
- 4) **Send soul-account certification transaction:** After the soul-account certification transaction is

TABLE 5
Summary of user interfaces and functional modules for soul account certification

User Interfaces	Modules to interact with	Function
<i>createSoulAccount()</i>	<i>AccountGeneration</i>	create soul account
<i>generateSignature()</i>	<i>LinkableRingSignature</i>	generate linkable ring signature
<i>createAuthenticateTx()</i>	<i>TxGeneration</i>	construct soul-account-certification transaction
<i>addTx()</i>	<i>TxPool</i>	add transactions into TxPool of blockchain node

constructed, the *TxGeneration* module calls the blockchain interface of *addTx()* to send the contracted transaction to the blockchain. After the transaction is sent to the blockchain, it is added to the transaction pool, TxPool, of the blockchain node that is connected to the user, and then it is broadcast to other blockchain nodes in the whole blockchain network.

- 5) **Execute contract and return execution result:** Finally, the blockchain nodes select the soul-account certification transaction from their *TxPool* and include the transaction into the next block to trigger the execution of the soul account certification contract on EVM. The certified public key of the soul account is then stored in the on-chain storage space, *SoulKeyStore*, of the contract. After the contract execution, the result is returned to the user through the callback function.

As described above, the operational flow of soul account certification involves the interactions between the related interfaces and functional modules. We summarize the related interfaces and functional modules in Table 5.

7 SYSTEM PERFORMANCE TEST

This section presents the results of the performance test on our decentralized identity system.

7.1 Performance Testing

We set up a test network of the Ethereum blockchain. The test network consists of 6 Ethereum full nodes on Alibaba Cloud. Each node runs a Go-Ethereum (Geth) client. We adopted a fully connected network topology between the nodes, with each node having an independent IP address. Table 6 shows the specific configuration of the nodes. Before testing, the smart contracts of ZKBID need to be deployed onto the blockchain. We used the Remix IDE v0.25.3 and the solidity language 0.8.12 (with ABI Encoder v2 enabled) to write, compile, and deploy the smart contracts.

We first tested the ZKP-based face match used in the registration-information generation sub-process of IAAC in ZKBID. We tested the accuracy of the proof generated by the zkSNANK module for the face match result. We used the CASIA Face Image Database Version 5.0 (or CASIA-FaceV5) for testing. The CASIA-FaceV5 dataset contains 2,500 color facial images of 500 subjects (each subject has 5 facial images). All face images are 16-bit colored BMP files with image resolution 640*480. In each round, we randomly selected two facial images from the dataset, extracted their

TABLE 6
Node Setup in Blockchain Test Network

Software/Hardware	Setup
OS	Ubuntu 18.04
Geth	1.10.7
CPU	Intel Xeon E5-2682v4
Memory	2GB
Bandwidth	10Mbps
Storage	100GB

128-bit facial feature data, and input the two facial feature data into the zkSNANK module to generate the proof. If the generated proof indicates that the faces match when the two facial images are those of the same subject (or the generated proof indicates that the faces do not match when the two facial images are those of two different subjects), then it is a correct face-match result; otherwise, it is incorrect. The accuracy of the ZKP face match is computed as the number of correct results over the number of all testing cases. We change the value of the preset threshold for face comparison in the zkSNANK module to investigate the face match accuracy.

We present the test results in Fig. 12. It can be seen from Fig. 12 that with the increase of the preset threshold, the accuracy of face match increases, and tends to be stable when the threshold is larger than 0.90. The accuracy of the ZKP-based face match with this threshold can meet the existing performance requirement, so we can set the threshold to 0.90 in our system.

We then tested the concurrent performance of the whole IAAC process when multiple users start concurrent identity (account) creation requests to our ZKBID system. We tested the time consumed by the whole IAAC process as the number of requesting users gradually increases.

Excluding the time to execute and pack the related transactions into the blockchain, the total time required for the IAAC process does not fluctuate much. The time taken by the operations within IAAC are given in Tables 7, in which the results are obtained by averaging over 50 measurements. From the results, we can see that the most time-consuming part is the ZKP generation process, which is about 6.8 seconds.

The fluctuation in the time consumed for the whole process of registering and creating an authenticated account on the blockchain is mainly affected by the time consumed by executing and packing transactions into new blocks of the blockchain when the number of users that start concurrent account creation requests increases, the total time it takes for

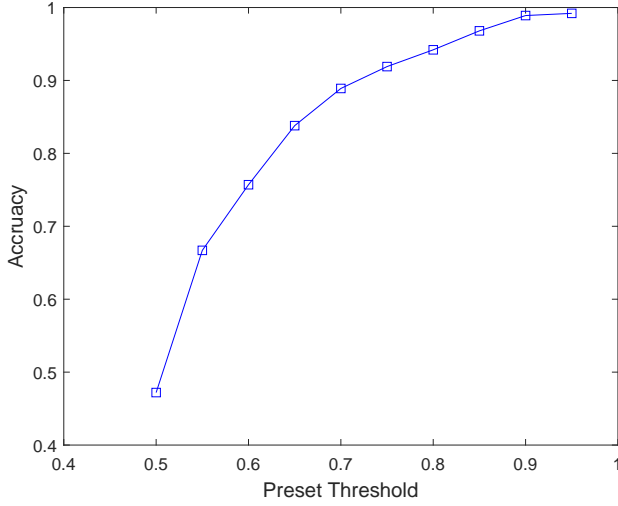


Fig. 12. The accuracy of the ZKP-based face match as a function of the preset threshold.

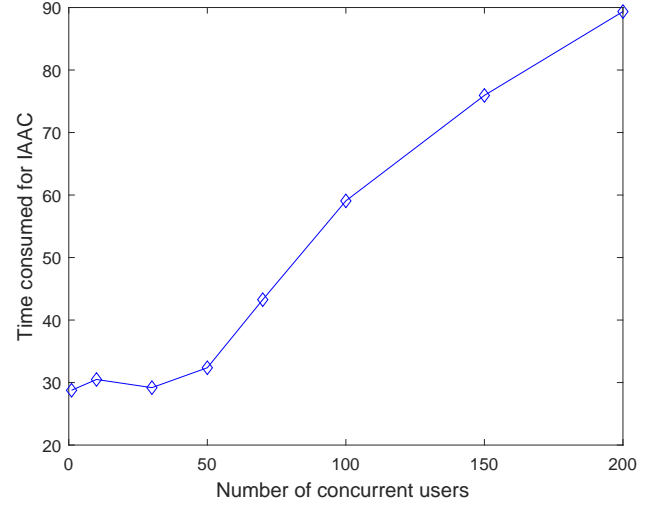


Fig. 13. The time it takes to finish the IAAC process in terms of the number of users that start concurrent IAAC process.

TABLE 7
The measured time for each operation of our system

Operation	Consumed Time
Face Detection + Feature Extraction	126 ms
Face Comparison	0.982 ms
ZKP Generation	6.837 s
Seed Account Generation	1.406 s
Soul Account Generation	1.504 s
Linkable Ring Signature Generation	684 ms

nodes to finish the whole IAAC process also increases.

In our blockchain test network, we set that each block to contain at most 50 transactions, and there is no other transaction except the transactions related to our ZKBID scheme. We then tested the time it takes for various number of users that start the IAAC process at the same time. The measured results are shown in Fig. 13, in which the results are obtained by averaging over 50 measurements. We can see that when no more than 50 users start IAAC at the same time, the fluctuation of the time it takes for nodes to finish the whole IAAC process is not significant. When more than 50 users start IAAC at the same time, the time it takes for nodes to finish the whole IAAC process increases with the number of concurrent users in a linear fashion, indicating good scalability with the number of concurrent users.

8 RELATED WORK AND SYSTEM COMPARISON

In this section, we discuss work related to our ZKBID scheme and compare their relative merits.

8.1 Related Work

Although the account system of blockchain is naturally a decentralized identity system, to directly apply it to Web 3.0 applications may cause problems: due to the anonymity of the account system of blockchain, the accounts are not associated with the users' identities in real life. In many

financial or other non-financial activities today, excessive pursuit of account anonymity inevitably makes it easy to forge blockchain accounts for malicious purposes. There is a tradeoff between "anonymity" and "accountability". Anonymous accounts without accountability may be a hotbed for serious security breaches, such as malicious-node attack, unauthorized access, and internal attack. Incorporating user identity authentication for Web 3.0 applications is a way to create accountable accounting system. Several solutions are possible.

8.1.1 PKI Solution

PKI can be improved to authenticate users' identities of blockchain accounts. Work [18] introduced a PKI identity authentication mechanism to the Bitcoin account system. The goal is to associate the account addresses of Bitcoin with the real identities of users, thereby realizing the identity authentication of Bitcoin accounts. The idea is to first issue a digital certificate that binds the identity information to the authenticated user through a third-party trusted certificate authority (CA), and then to write the digital certificate into the Bitcoin transaction structure. Therefore, the user needs to upload its digital certificate when sending transactions; and the verifier determines the legitimacy of the user's identity by verifying the validity of the digital certificate. Certcoin [19] is another decentralized PKI identity authentication scheme. Certcoin constructs a blockchain as the public ledger to store the bindings between identities (domain names in [19]) and public keys. Certcoin set up two key pairs, i.e., an online key pair and an offline key pair. The online key pair is directly bound to the identity and is used in key registration, query, verification and revocation for certificates. The offline key pair is used to revoke and update the online key pair. The shortcoming of the PKI-based authentication systems includes the watering down of decentralization and the potential of CA's malicious misbehaviors. Moreover, the storage of digital certificates also imposes a burden on the blockchain.

Subsequent to [18], [19], researches attempt to improve PKI-based authentication of blockchain accounts. To strengthen the security of managing digital certificates on blockchain, CertChain [20] adopts the consensus protocol of the Ouroboros blockchain to eliminate the security issues of the PoW consensus and develops an incentive mechanism to reward honest behaviors of CAs and blockchain nodes. KORGAN [21] simplifies the certificate verification process by optimizing the PBFT consensus protocol based on dynamic threshold signatures. CertLedger [22] is a transparency framework of PKI certificate management on public blockchain. All the verification, storage, and revocation processes of certificates are carried out between the CertLedger blockchain and the trusted CA certificate management systems. Although these solutions have proposed to use the blockchain technology to optimize the transparency of PKI certificate management and strengthen the security of PKI certificate records, it is difficult to detect and deal with polluted CAs that have been hacked by attackers.

To incentivize honest CA behaviors and the reporting of CA misbehaviors in the PKI based blockchain authentication mechanisms, Instant Karma PKI (IKP) [23] implements the identity authentication on the Ethereum blockchain as an IKP smart contract and incorporates a reward-and-punishment scheme using the cryptocurrency. IKP sets up a reward scheme to encourage third-party CAs to issue digital certificates to users as soon as possible and a punishment scheme to prevent CAs from issuing illegal certificates. In order to facilitate the detection of a malicious CA, IKP also adds a detection tool that detects and report malicious activities of CA quickly; and if the report is verified to be valid, rewards are issued to the detector.

8.1.2 IBE Solution

Identity Based Encryption (IBE) [24] can be employed to improve PKI-based authentication of blockchain accounts. In IBE, the identity key pair is generated through a third-party trusted key generation center (KGC). KGC generates the identity key pair for a user from the user identity information and sends the key pair to the user via a secure communication channel. The IBE authentication creates a mapping between user identity and key pair, and it does not require binding the user identity to a digital certificate in its overall authentication process. Therefore, IBE can simplify the exchange and storage of a large number of digital certificates in blockchain for PKI-based authentication of blockchain accounts.

Using blockchain and IBE, BAVP [25] was proposed as a decentralized authentication system for the LEO satellite communication network. The KGC of BAVP generates the key pair based on the user's identity and an authorization token. Users need to pass this authorization token when using the blockchain system to prove the validity of her/his identity.

To build a blockchain-based secure electronic health record (EHR) system, [26] proposed to use KGC to generate identity-based key pairs for the users. Then, the users can sign the transactions related to their medical data to produce the signatures with their linked identities. Finally, transactions are all stored on the blockchain to ensure the integrity and verifiability of medical data. The use of IBE

that generate the public key fast from the identity information provided by users can eliminate the computation and storage cost of certificates used in PKI authentication protocols.

8.1.3 Biometric Authentication Solution

Biometric Authentication is also combined with blockchain to develop new identity systems. PortableTrust [27] proposed a blockchain-based biometric authentication scheme. This scheme uses the user's fingerprint to generate the corresponding identity feature vector, and stores the hash value of the identity feature vector in the transaction on the blockchain. The verifier only needs to verify the integrity of the identity feature vector's hash value so as to determine the identity legitimacy of the transaction sender.

SOBT [28] is an identity authentication and management system based on token generated by biometric features and blockchain. The system generates the biometric data from the user's biometric template (such as fingerprints, irises, etc.), and adds user's biometric data to the encrypted digital token and distributes the encrypted digital token to the corresponding user. The user must provide the encrypted token and his biometric template to complete the identity authentication when logging in to the system. The SOBT solution is divided into two stages of identity registration and identity verification. In SOBT, the generation information of the bio-encryption token is recorded onto the public ledger of the blockchain; the fragments of the decryption key are distributed for storage in the blockchain nodes. Only when the number of the decryption key fragments obtained is more than a threshold can the recovery of the decryption key be completed. At the same time, the solution also provides a token revocation machine system, making the token non-reusable, effectively avoiding token loss, phenomenon of theft. These functions of SOBT guarantee the immutability of the digital tokens and the security and privacy of user biometric data.

8.1.4 ZKP Solution

Some works that exploit zero-knowledge proof to improve blockchain account based identity system are proposed. The ChainAnchor architecture [29] applies the traditional PKI system combined with the zero-knowledge proof technology to solve the privacy issue of the validating nodes' identities in a permissioned blockchain. ChainAnchor adds an identity and privacy protection layer on top of the blockchain, and adds an anonymous authentication function developed from the zero-knowledge proof scheme, so that the identifies of the validating nodes in the permissioned blockchain are anonymous but verifiable. Therefore, ChainAnchor allows the authenticated but anonymous validating nodes to write transactions, solving the problem of keeping validating nodes anonymous in permissioned blockchains.

BZDIMS [30] protects the privacy of user's attributes in their identities on the transparent and public blockchain using zero-knowledge proof. The binding between the user's identifier, which is issued by the identity service provider after user authentication, and her/his public key is recorded onto the blockchain. However, the binding is protected using ZKP, and thus it can be verified in a challenge-response

protocol but will not expose any privacy information about the private attributes in the user's identity.

There is also a Web 3.0 identity specification developed by the industrial, i.e., the W3C credentials community group's Decentralized Identifiers (DIDs) [31]. DIDs is a new type of verifiable, decentralized digital identities. It does not rely on any centralized registry so that entities can create and manage identifiers for their identities. In DIDs, the information related to the entity's identity is registered on blockchain. Since the blockchain is open, some privacy information related to the entity's identity also can be protected using zero-knowledge proof in DIDs. W3C defines DIDs as a new globally unique identifier that can be used not only for people, but also for everything. The vision of DID is to become the decentralized PKI (DPKI) architecture for Web3.

Under the definition of DIDs, there are a number of DID products that have been developed by different organizations/companies [32]. These products are all implemented using blockchain combined with new advances in cryptography. For example, Sovrin [33] is an open-source identity network built on a permissioned blockchain that stores identity records. It aims to provide identity service to all users, and thus it must behave like the Domain Name System (DNS). DNS is easy to scale, but also easy to attack. Sovrin uses a permissioned blockchain with a consensus protocol to improve its security. Any user can issue a verifiable certificate containing a digital signature for its identity. Users can selectively expose their identities through zero-knowledge proofs. The permissioned blockchain of Sovrin uses the PBFT consensus mechanism run by a group of super nodes associated with large companies, which reduces the system decentralization.

8.2 System Comparison

We summarize the some important properties of the above discussed blockchain identity authentication schemes and compare them with our ZKBID scheme in Table 8.

We consider the following properties for these blockchain identity authentication schemes:

- 1) **Centralization Risk:** If there is one or more super nodes in the system that play a crucial functional role, e.g., the third-party CAs in PKI, we say that the system has centralization risks, which include potentials for single-point failures, privacy leakage, and contradiction with the decentralization spirit of blockchain and Web3.0.
- 2) **Identity Anonymity:** Privacy leakage of user identities is a core problem of user identity authentication in blockchain. Specifically, user identity information is visibly stored on the public blockchain. We say that the system maintains identity anonymity when user identity information is not visible even after it is authenticated.
- 3) **Authentication Completeness:** If an identity system has weak identity authentication, we say that its authentication is not complete. Weak identity authentication refers to the one-way identity authentication process, in which user A can verify the validity of

user B's identity, but user B cannot verify the validity of user A's identity.

- 4) **Identity Uniqueness:** The identity system has authentication uniqueness when users cannot repeat the registration in the system, that is, an entity-user with the same physical identity cannot register for multiple different digital identities.
- 5) **System Safety:** We say that the identity system is safe, i.e., it has high safety, when there is no exceptions happening that harm the normal use of user identities.
- 6) **Implementation Difficulty:** We say that the implementation difficulty of the identity system is low when it can be implemented by well-known techniques on ordinary hardware with acceptable costs.

Compared with the existing blockchain authentication schemes, our proposed ZKBID scheme has the best performance in terms of all properties. First, ZKBID that does not involve a third party and is completely decentralized. Second, ZKBID uses zero-knowledge proof to hide facial feature data of users and uses linkable ring signature to break the bindings between identities and blockchain accounts, so that users can prove their identities without revealing their identity information to the public, thereby ensuring anonymity. Third, with ZKBID, we can require that both of the users that only have the soul accounts are allowed to interact between each other on the blockchain under their identities, which effectively solves the problem of weak authentication problem. Fourth, ZKBID uses the uniqueness of user's physical identity to generate a seed account, and thus it can ensure the uniqueness of authentication by checking the seed account on the blockchain. Fifth, ZKBID uses face recognition technology to authenticate users and uses blockchain to verify the authentication results, ensuring the system safety. Finally, in the implementation of ZKBID, the generation of ZKPs that is computationally intensive is executed in the local devices and the verification of ZKPs is conducted by a smart contract with accepted computational complexity on the blockchain.

9 CONCLUSION

This work designs and implements ZKBID, a decentralized Web 3.0 identity scheme on blockchain, using zero-knowledge proof, linkable ring signature and smart contract. To solve problems associated with anonymity in the current blockchain account system but still preserve privacy of user's identity information, ZKBID uses an identity authentication scheme based on zero-knowledge proof and an identity-account mapping scheme using linkable ring signature. The identity authentication of ZKBID uses face recognition technology to ensure the uniqueness and validity of the authenticated identities. To prevent the leakage of user identity information in ZKBID, a zero-knowledge proof algorithm enables users to generate the proof for their authenticated identities without revealing their facial information. The identity-account mapping of ZKBID maps the authenticated identities to blockchain accounts in a one-to-one manner and obfuscates the mappings using linkable ring signature to further protect user identity privacy. The linkable ring signature can also ensure the uniqueness of

TABLE 8
The comparison of the blockchain identity authentication schemes

Solution	Centralization Risk	Identity Anonymity	Authentication Completeness	Authentication Uniqueness	System Safety	Technical Difficulty
PKI	High	Medium	High	Low	Low	Low
IBE	High	High	Low	Medium	Medium	Low
IKP	Medium	Medium	High	Medium	Medium	High
Certcoin	Low	Low	High	Medium	Medium	Low
SOBT	Medium	Medium	High	High	Medium	Medium
ChainAnchor	Medium	High	Low	High	High	Medium
DIDs (Sovrin)	Medium	High	High	Medium	High	Medium
ZKBID	Low	High	High	High	High	Medium

the mapping. We implemented a ZKBID prototype scheme and built a blockchain test network consisting of 6 nodes on Alibaba Cloud to test its functions and performance. We also compared ZKBID with other existing blockchain identity schemes to show the unique advantages of our ZKBID scheme.

REFERENCES

- [1] "Digital identity roadmap guide," International Telecommunication Union, Tech. Rep., 2018.
- [2] P. J. Windley, *Digital Identity: Unmasking identity management architecture (IMA)*. O'Reilly Media, Inc., 2005.
- [3] S. Nakamoto, "Bitcoin: A peer-to-peer electronic cash system," Tech. Rep., 2008.
- [4] Z. Zheng, S. Xie, H.-N. Dai, X. Chen, and H. Wang, "Blockchain challenges and opportunities: A survey," *International journal of web and grid services*, vol. 14, no. 4, pp. 352–375, 2018.
- [5] E. G. Weyl, P. Ohlhaber, and V. Buterin, "Decentralized society: Finding web3's soul," *Available at SSRN 4105763*, 2022.
- [6] G. Wood *et al.*, "Ethereum: A secure decentralised generalised transaction ledger," *Ethereum project yellow paper*, vol. 151, no. 2014, pp. 1–32, 2014.
- [7] C. Rackoff and D. R. Simon, "Non-interactive zero-knowledge proof of knowledge and chosen ciphertext attack," in *Annual international cryptology conference*. Springer, 1991, pp. 433–444.
- [8] X. Sun, F. R. Yu, P. Zhang, Z. Sun, W. Xie, and X. Peng, "A survey on zero-knowledge proof in blockchain," *IEEE network*, vol. 35, no. 4, pp. 198–205, 2021.
- [9] E. B. Sasson, A. Chiesa, C. Garman, M. Green, I. Miers, E. Tromer, and M. Virza, "Zerocash: Decentralized anonymous payments from bitcoin," in *2014 IEEE symposium on security and privacy*. IEEE, 2014, pp. 459–474.
- [10] R. L. Rivest, A. Shamir, and Y. Tauman, "How to leak a secret," in *International conference on the theory and application of cryptology and information security*. Springer, 2001, pp. 552–565.
- [11] J. K. Liu, V. K. Wei, and D. S. Wong, "Linkable spontaneous anonymous group signature for ad hoc groups," in *Australasian Conference on Information Security and Privacy*. Springer, 2004, pp. 325–335.
- [12] S.-F. Sun, M. H. Au, J. K. Liu, and T. H. Yuen, "Ringct 2.0: A compact accumulator-based (linkable ring signature) protocol for blockchain cryptocurrency monero," in *European Symposium on Research in Computer Security*. Springer, 2017, pp. 456–474.
- [13] V. Bruce and A. Young, "Understanding face recognition," *British journal of psychology*, vol. 77, no. 3, pp. 305–327, 1986.
- [14] D. E. King, "Dlib-ml: A machine learning toolkit," *The Journal of Machine Learning Research*, vol. 10, pp. 1755–1758, 2009.
- [15] J. Groth, "On the size of pairing-based non-interactive arguments," in *Annual international conference on the theory and applications of cryptographic techniques*. Springer, 2016, pp. 305–326.
- [16] E. Ben-Sasson, A. Chiesa, D. Genkin, S. Kfir, E. Tromer, and M. Virza, "libsnark: a c++ library for zkSNARK proofs," 2014.
- [17] D. Krackardt, "Qap partialling as a test of spuriousness," *Social networks*, vol. 9, no. 2, pp. 171–186, 1987.
- [18] G. Ateniese, A. Faonio, B. Magri, and B. d. Medeiros, "Certified bitcoins," in *International Conference on Applied Cryptography and Network Security*. Springer, 2014, pp. 80–96.
- [19] C. Fromknecht, D. Velicanu, and S. Yakoubov, "A decentralized public key infrastructure with identity retention," *Cryptology ePrint Archive*, 2014.
- [20] J. Chen, S. Yao, Q. Yuan, K. He, S. Ji, and R. Du, "Certchain: Public and efficient certificate audit based on blockchain for tls connections," in *IEEE INFOCOM 2018-IEEE Conference on Computer Communications*. IEEE, 2018, pp. 2060–2068.
- [21] M. Y. Kubilay, M. S. Kiraz, and H. A. Mantar, "Korgan: An efficient pki architecture based on pbft through dynamic threshold signatures," *The Computer Journal*, vol. 64, no. 1, pp. 564–574, 2019.
- [22] —, "Certledger: A new pki model with certificate transparency based on blockchain," *Computers & Security*, vol. 85, pp. 333–352, 2019.
- [23] S. Matsumoto and R. M. Reischuk, "Ikp: turning a pki around with decentralized automated incentives," in *2017 IEEE Symposium on Security and Privacy (SP)*. IEEE, 2017, pp. 410–426.
- [24] A. Shamir, "Identity-based cryptosystems and signature schemes," in *Workshop on the theory and application of cryptographic techniques*. Springer, 1984, pp. 47–53.
- [25] S. Wei, S. Li, P. Liu, and M. Liu, "Bavp: blockchain-based access verification protocol in leo constellation using ibe keys," *Security and Communication Networks*, vol. 2018, 2018.
- [26] M. T. de Oliveira, L. H. Reis, R. C. Carrano, F. L. Seixas, D. C. Saade, C. V. Albuquerque, N. C. Fernandes, S. D. Olabarriaga, D. S. Medeiros, and D. M. Mattos, "Towards a blockchain-based secure electronic medical record for healthcare applications," in *ICC 2019-2019 IEEE International Conference on Communications (ICC)*. IEEE, 2019, pp. 1–6.
- [27] J. Hammudoglu, J. Sparreboom, J. Rauhamaa, J. Faber, L. Guerchi, I. P. Samiotis, S. Rao, and J. A. Pouwelse, "Portable trust: biometric-based authentication and blockchain storage for self-sovereign identity systems," *arXiv preprint arXiv:1706.03744*, 2017.
- [28] K. Nandakumar, N. Ratha, S. Pankanti, and S. Darnell, "Secure one-time biometric tokens for non-repudiable multi-party transactions," in *2017 IEEE Workshop on Information Forensics and Security (WIFS)*. IEEE, 2017, pp. 1–6.
- [29] T. Hardjono, N. Smith, and A. S. Pentland, "Anonymous identities for permissioned blockchains," 2014.
- [30] X. Yang and W. Li, "A zero-knowledge-proof-based digital identity management scheme in blockchain," *Computers & Security*, vol. 99, p. 102050, 2020.
- [31] D. Reed, M. Sprony, D. Longley, C. Allen, R. Grant, and M. Sabadello, "Decentralized identifiers (dids) v0.11 data model and syntaxes for decentralized identifiers (dids)," *Draft Community Group Report*, vol. 29, 2018.
- [32] P. Dunphy and F. A. Petitcolas, "A first look at identity management schemes on the blockchain," *IEEE security & privacy*, vol. 16, no. 4, pp. 20–29, 2018.
- [33] D. Khovratovich and J. Law, "Sovrin: digital identities in the blockchain era," *Github Commit by jasonlaw October*, vol. 17, pp. 38–99, 2017.