

# Higher order Bernstein-Bézier and Nédélec finite elements for the relaxed micromorphic model

Adam Sky<sup>1</sup>, Ingo Muench<sup>2</sup>, Gianluca Rizzi<sup>3</sup> and Patrizio Neff<sup>4</sup>

January 5, 2023

## Abstract

The relaxed micromorphic model is a generalized continuum model that is well-posed in the space  $X = [H^1]^3 \times [H(\text{curl})]^3$ . Consequently, finite element formulations of the model rely on  $H^1$ -conforming subspaces and Nédélec elements for discrete solutions of the corresponding variational problem. This work applies the recently introduced polytopal template methodology for the construction of Nédélec elements. This is done in conjunction with Bernstein-Bézier polynomials and dual numbers in order to compute hp-FEM solutions of the model. Bernstein-Bézier polynomials allow for optimal complexity in the assembly procedure due to their natural factorization into univariate Bernstein base functions. In this work, this characteristic is further augmented by the use of dual numbers in order to compute their values and their derivatives simultaneously. The application of the polytopal template methodology for the construction of the Nédélec base functions allows them to directly inherit the optimal complexity of the underlying Bernstein-Bézier basis. We introduce the Bernstein-Bézier basis along with its factorization to univariate Bernstein base functions, the principle of automatic differentiation via dual numbers and a detailed construction of Nédélec elements based on Bernstein-Bézier polynomials with the polytopal template methodology. This is complemented with a corresponding technique to embed Dirichlet boundary conditions, with emphasis on the consistent coupling condition. The performance of the elements is shown in examples of the relaxed micromorphic model.

**Key words:** Nédélec elements, Bernstein-Bézier elements, relaxed micromorphic model, dual numbers, automatic differentiation, hp-FEM, generalized continua.

## 1 Introduction

One challenge that arises in the computation of materials with a pronounced micro-structure is the necessity of modelling the complex geometry of the domain as a whole, in order to correctly capture its intricate kinematics. In other words, unit-cell geometries in metamaterials or various hole-shapes in porous media have to be accounted for in order to assert the viability of the model. Naturally, this correlates with the resolution of the discretization in finite element simulations, resulting in longer computation times.

The relaxed micromorphic model [35] offers an alternative approach by introducing a continuum model with enriched kinematics, accounting for the independent distortion arising from the micro-structure. As such, for each material point, the model introduces the microdistortion field  $\mathbf{P}$  in addition to the standard displacement field  $\mathbf{u}$ . Consequently, each material point is endowed with twelve degrees of freedom, effectively turning into an affine-deformable micro-body with its own orientation. In contrast to the classical micromorphic model [17]

<sup>1</sup>Corresponding author: Adam Sky, Institute of Structural Mechanics, Statics and Dynamics, Technische Universität Dortmund, August-Schmidt-Str. 8, 44227 Dortmund, Germany, email: adam.sky@tu-dortmund.de

<sup>2</sup>Ingo Muench, Institute of Structural Mechanics, Statics and Dynamics, Technische Universität Dortmund, August-Schmidt-Str. 8, 44227 Dortmund, Germany, email: ingo.muench@tu-dortmund.de

<sup>3</sup>Gianluca Rizzi, Institute of Structural Mechanics, Statics and Dynamics, Technische Universität Dortmund, August-Schmidt-Str. 8, 44227 Dortmund, Germany, email: gianluca.rizzi@tu-dortmund.de

<sup>4</sup>Patrizio Neff, Chair for Nonlinear Analysis and Modelling, Faculty of Mathematics, Universität Duisburg-Essen, Thea-Leymann Str. 9, 45127 Essen, Germany, email: patrizio.neff@uni-due.de

by Eringen [15] and Mindlin [29], the relaxed micromorphic model does not employ the full gradient of the microdistortion  $D\mathbf{P}$  in its energy functional but rather its skew-symmetric part  $\text{Curl } \mathbf{P}$ , designated as the micro-dislocation. Therefore, the micro-dislocation  $\text{Curl } \mathbf{P}$  remains a second-order tensor, whereas  $D\mathbf{P}$  is a third-order tensor. Further, the model allows the transition between materials with a pronounced micro-structure and homogeneous materials using the characteristic length scale parameter  $L_c$ , which governs the influence of the micro-structure. In highly homogeneous materials the characteristic length scale parameter approaches zero  $L_c \rightarrow 0$ , and for materials with a pronounced micro-structure its value is related to the size of the underlying unit-cell geometry. Recent works demonstrate the effectiveness of the model in the simulation of band-gap metamaterials [7, 10, 13, 27, 28] and shielding against elastic waves [4, 40, 41, 46]. Furthermore, analytical solutions are already available for bending [43], torsion [42], shear [44], and extension [45] kinematics.

We note that the usage of the curl operator in the free energy functional directly influences the appropriate Hilbert spaces for existence and uniqueness of the related variational problem. Namely, the relaxed micromorphic model is well-posed in  $\{\mathbf{u}, \mathbf{P}\} \in X = [H^1]^3 \times [H(\text{curl})]^3$  [18, 34], although the regularity of the microdistortion can be improved to  $\mathbf{P} \in [H^1]^{3 \times 3}$  for certain smoothness of the data [22, 38]. As shown in [52], the  $X$ -space asserts well-posedness according to the Lax-Milgram theorem, such that  $H^1$ -conforming subspaces and Nédélec elements [9, 30, 31] inherit the well-posedness property as well.

In this work we apply the polytopal template methodology introduced in [50] in order to construct higher order Nédélec elements based on Bernstein polynomials [23] and apply the formulation to the relaxed micromorphic model. Bernstein polynomials are chosen due to their optimal complexity property in the assembly procedure [1]. We further enhance this feature by employing dual numbers [16] in order to compute the values of the base functions and their derivatives simultaneously. The polytopal template methodology allows to extend this property to the assembly of the Nédélec base functions, resulting in fast computations. Alternatively, the formulation of higher order elements on the basis of Legendre polynomials can be found in [48, 54, 58]. The construction of low order Nédélec elements can be found in [5, 51] and specifically in the context of the relaxed micromorphic model in [47, 49, 52, 53].

This paper is structured as follows. First, we introduce the relaxed micromorphic model and its limit cases with respect to the characteristic length scale parameter  $L_c$ , after which we reduce it to a model of antiplane shear [55]. Next, we shortly discuss Bernstein polynomials and dual numbers for automatic differentiation. The Bézier polynomial basis for triangles and tetrahedra is introduced, along with its factorization, highlighting its compatibility with dual numbers. We consider a numerical example in antiplane shear for two-dimensional elements, a three-dimensional example for convergence of cylindrical bending, and a benchmark for the behaviour of the model with respect to the characteristic length scale parameter  $L_c$ . Lastly, we present our conclusions and outlook.

The following definitions are employed throughout this work:

- vectors are indicated by bold letters. Non-bold letters represent scalars;
- in general, formulas are defined using the Cartesian basis, where the base vectors are denoted by  $\mathbf{e}_1$ ,  $\mathbf{e}_2$  and  $\mathbf{e}_3$ ;
- three-dimensional domains in the physical space are denoted with  $V \subset \mathbb{R}^3$ . The corresponding reference domain is given by  $\Omega$ ;
- analogously, in two dimensions we employ  $A \subset \mathbb{R}^2$  for the physical domain and  $\Gamma$  for the reference domain;
- curves on the physical domain are denoted by  $s$ , whereas curves in the reference domain by  $\mu$ ;
- the tangent and normal vectors in the physical domain are given by  $\mathbf{t}$  and  $\mathbf{n}$ , respectively. Their counterparts in the reference domain are  $\boldsymbol{\tau}$  for tangent vectors and  $\boldsymbol{\nu}$  for normal vectors.

## 2 The relaxed micromorphic model

The relaxed micromorphic model [35] is governed by a free energy functional, incorporating the gradient of the displacement field  $\mathbf{Du}$ , the microdistortion  $\mathbf{P}$  and the Curl of the microdistortion

$$\begin{aligned} I(\mathbf{u}, \mathbf{P}) = & \frac{1}{2} \int_V \langle \text{sym}(\mathbf{Du} - \mathbf{P}), \mathbb{C}_e \text{sym}(\mathbf{Du} - \mathbf{P}) \rangle + \langle \text{sym} \mathbf{P}, \mathbb{C}_{\text{micro}} \text{sym} \mathbf{P} \rangle \\ & + \langle \text{skew}(\mathbf{Du} - \mathbf{P}), \mathbb{C}_c \text{skew}(\mathbf{Du} - \mathbf{P}) \rangle + \mu_{\text{macro}} L_c^2 \langle \text{Curl} \mathbf{P}, \mathbb{L} \text{Curl} \mathbf{P} \rangle dV \\ & - \int_V \langle \mathbf{u}, \mathbf{f} \rangle + \langle \mathbf{P}, \mathbf{M} \rangle dV \rightarrow \min \quad \text{w.r.t.} \quad \{\mathbf{u}, \mathbf{P}\}, \end{aligned} \quad (2.1)$$

where the Curl operator for second order tensors is defined row-wise as

$$\begin{aligned} \text{Curl} \mathbf{P} = & \begin{bmatrix} \text{curl} \begin{bmatrix} P_{11} & P_{12} & P_{13} \end{bmatrix} \\ \text{curl} \begin{bmatrix} P_{21} & P_{22} & P_{23} \end{bmatrix} \\ \text{curl} \begin{bmatrix} P_{31} & P_{32} & P_{33} \end{bmatrix} \end{bmatrix} = \begin{bmatrix} P_{13,y} - P_{12,z} & P_{11,z} - P_{13,x} & P_{12,x} - P_{11,y} \\ P_{23,y} - P_{22,z} & P_{21,z} - P_{23,x} & P_{22,x} - P_{21,y} \\ P_{33,y} - P_{32,z} & P_{31,z} - P_{33,x} & P_{32,x} - P_{31,y} \end{bmatrix}, \\ \text{curl} \mathbf{p} = & \nabla \times \mathbf{p}, \quad \mathbf{p} : \bar{V} \subset \mathbb{R}^3 \rightarrow \mathbb{R}^3, \end{aligned} \quad (2.2)$$

and  $\text{curl}(\cdot)$  is the vectorial curl operator. The displacement field and the microdistortion field are functions of the reference domain

$$\mathbf{u} : \bar{V} \subset \mathbb{R}^3 \rightarrow \mathbb{R}^3, \quad \mathbf{P} : \bar{V} \subset \mathbb{R}^3 \rightarrow \mathbb{R}^{3 \times 3}. \quad (2.3)$$

The tensors  $\mathbb{C}_e, \mathbb{C}_{\text{micro}}, \mathbb{L} \in \mathbb{R}^{3 \times 3 \times 3 \times 3}$  are standard positive definite fourth order elasticity tensors. For isotropic materials they take the form

$$\mathbb{C}_e = \lambda_e \mathbb{1} \otimes \mathbb{1} + 2\mu_e \mathbb{J}, \quad \mathbb{C}_{\text{micro}} = \lambda_{\text{micro}} \mathbb{1} \otimes \mathbb{1} + 2\mu_{\text{micro}} \mathbb{J}. \quad (2.4)$$

where  $\mathbb{1}$  is the second order identity tensor and  $\mathbb{J}$  is the fourth order identity tensor. The fourth order tensor  $\mathbb{C}_c \in \mathbb{R}^{3 \times 3 \times 3 \times 3}$  is a positive semi-definite material tensor related to Cosserat micro-polar continua and accounts for infinitesimal rotations  $\mathbb{C}_c : \mathfrak{so}(3) \rightarrow \mathfrak{so}(3)$ , where  $\mathfrak{so}(3)$  is the space of skew-symmetric matrices.

For isotropic materials there holds  $\mathbb{C}_c = 2\mu_c \mathbb{J}$ , where  $\mu_c \geq 0$  is called the Cosserat couple modulus. Further, for simplicity, we assume  $\mathbb{L} = \mathbb{J}$  in the following. The macroscopic shear modulus is denoted by  $\mu_{\text{macro}}$  and  $L_c$  represents the characteristic length scale motivated by the geometry of the microstructure. The forces and micro-moments are given by  $\mathbf{f}$  and  $\mathbf{M}$ , respectively.

Equilibrium is found at minima of the energy functional, which is strictly convex (also for  $\mathbb{C}_c \equiv 0$ ). As such, we consider variations with respect to its parameters, namely the displacement and the microdistortion. Taking variations of the energy functional with respect to the displacement field  $\mathbf{u}$  yields

$$\delta_u I = \int_V \langle \text{sym} D\delta\mathbf{u}, \mathbb{C}_e \text{sym}(\mathbf{Du} - \mathbf{P}) \rangle + \langle \text{skew} D\delta\mathbf{u}, \mathbb{C}_c \text{skew}(\mathbf{Du} - \mathbf{P}) \rangle - \langle \delta\mathbf{u}, \mathbf{f} \rangle dV = 0. \quad (2.5)$$

The variation with respect to the microdistortion  $\mathbf{P}$  results in

$$\begin{aligned} \delta_P I = & \int_V \langle \text{sym} \delta\mathbf{P}, \mathbb{C}_e \text{sym}(\mathbf{Du} - \mathbf{P}) \rangle + \langle \text{skew} \delta\mathbf{P}, \mathbb{C}_c \text{skew}(\mathbf{Du} - \mathbf{P}) \rangle \\ & - \langle \text{sym} \delta\mathbf{P}, \mathbb{C}_{\text{micro}} \text{sym} \mathbf{P} \rangle - \mu_{\text{macro}} L_c^2 \langle \text{Curl} \delta\mathbf{P}, \text{Curl} \mathbf{P} \rangle + \langle \delta\mathbf{P}, \mathbf{M} \rangle dV = 0. \end{aligned} \quad (2.6)$$

From the total variation we extract the bilinear form

$$\begin{aligned} a(\{\delta\mathbf{u}, \delta\mathbf{P}\}, \{\mathbf{u}, \mathbf{P}\}) = & \int_V \langle \text{sym}(D\delta\mathbf{u} - \delta\mathbf{P}), \mathbb{C}_e \text{sym}(\mathbf{Du} - \mathbf{P}) \rangle + \langle \text{sym} \delta\mathbf{P}, \mathbb{C}_{\text{micro}} \text{sym} \mathbf{P} \rangle \\ & + \langle \text{skew}(D\delta\mathbf{u} - \delta\mathbf{P}), \mathbb{C}_c \text{skew}(\mathbf{Du} - \mathbf{P}) \rangle + \mu_{\text{macro}} L_c^2 \langle \text{Curl} \delta\mathbf{P}, \text{Curl} \mathbf{P} \rangle dV, \end{aligned} \quad (2.7)$$

and linear form of the loads

$$l(\{\delta\mathbf{u}, \delta\mathbf{P}\}) = \int_V \langle \delta\mathbf{u}, \mathbf{f} \rangle + \langle \delta\mathbf{P}, \mathbf{M} \rangle dV. \quad (2.8)$$

Applying integration by parts to Eq. (2.5) yields

$$\begin{aligned} & \int_{\partial V} \langle \delta \mathbf{u}, [\mathbb{C}_e \text{sym}(\mathbf{D}\mathbf{u} - \mathbf{P}) + \mathbb{C}_c \text{skew}(\mathbf{D}\mathbf{u} - \mathbf{P})] \mathbf{n} \rangle dA \\ & - \int_V \langle \delta \mathbf{u}, \text{Div}[\mathbb{C}_e \text{sym}(\mathbf{D}\mathbf{u} - \mathbf{P}) + \mathbb{C}_c \text{skew}(\mathbf{D}\mathbf{u} - \mathbf{P})] - \mathbf{f} \rangle dV = 0. \end{aligned} \quad (2.9)$$

Likewise, integration by parts of Eq. (2.6) results in

$$\begin{aligned} & \int_V \langle \delta \mathbf{P}, \mathbb{C}_e \text{sym}(\mathbf{D}\mathbf{u} - \mathbf{P}) + \mathbb{C}_c \text{skew}(\mathbf{D}\mathbf{u} - \mathbf{P}) - \mathbb{C}_{\text{micro}} \text{sym} \mathbf{P} - \mu_{\text{macro}} L_c^2 \text{Curl} \text{Curl} \mathbf{P} + \mathbf{M} \rangle dV \\ & - \mu_{\text{macro}} L_c^2 \int_{\partial V} \langle \delta \mathbf{P}, \text{Curl} \mathbf{P} \times \mathbf{n} \rangle dA = 0. \end{aligned} \quad (2.10)$$

The strong form is extracted from Eq. (2.9) and Eq. (2.10) by splitting the boundary

$$A = A_D \cup A_N, \quad A_D \cap A_N = \emptyset, \quad (2.11)$$

into a Dirichlet boundary with embedded boundary conditions and a Neumann boundary with natural boundary conditions, such that no tractions are imposed on the Neumann boundary

$$-\text{Div}[\mathbb{C}_e \text{sym}(\mathbf{D}\mathbf{u} - \mathbf{P}) + \mathbb{C}_c \text{skew}(\mathbf{D}\mathbf{u} - \mathbf{P})] = \mathbf{f} \quad \text{in } V, \quad (2.12a)$$

$$-\mathbb{C}_e \text{sym}(\mathbf{D}\mathbf{u} - \mathbf{P}) - \mathbb{C}_c \text{skew}(\mathbf{D}\mathbf{u} - \mathbf{P}) + \mathbb{C}_{\text{micro}} \text{sym} \mathbf{P} + \mu_{\text{macro}} L_c^2 \text{Curl} \text{Curl} \mathbf{P} = \mathbf{M} \quad \text{in } V, \quad (2.12b)$$

$$\mathbf{u} = \tilde{\mathbf{u}} \quad \text{on } A_D^u, \quad (2.12c)$$

$$\mathbf{P} \times \mathbf{n} = \tilde{\mathbf{P}} \times \mathbf{n} \quad \text{on } A_D^P, \quad (2.12d)$$

$$[\mathbb{C}_e \text{sym}(\mathbf{D}\mathbf{u} - \mathbf{P}) + \mathbb{C}_c \text{skew}(\mathbf{D}\mathbf{u} - \mathbf{P})] \mathbf{n} = 0 \quad \text{on } A_N^u, \quad (2.12e)$$

$$\text{Curl} \mathbf{P} \times \mathbf{n} = 0 \quad \text{on } A_N^P. \quad (2.12f)$$

The force stress tensor  $\tilde{\boldsymbol{\sigma}} := \mathbb{C}_e \text{sym}(\mathbf{D}\mathbf{u} - \mathbf{P}) + \mathbb{C}_c \text{skew}(\mathbf{D}\mathbf{u} - \mathbf{P})$  is symmetric if and only if  $\mathbb{C}_c \equiv 0$ , a case which is permitted. Problem. 2.12 represents a tensorial Maxwell-problem coupled to linear elasticity. We observe that the Dirichlet boundary condition for the microdistortion controls only its tangential components. It is unclear, how to control the micro-movements of a material point without also affecting the displacement. Therefore, the relaxed micromorphic model introduces the so called consistent coupling condition [11]

$$\mathbf{P} \times \mathbf{n} = \text{D}\tilde{\mathbf{u}} \times \mathbf{n} \quad \text{on } A_D^P, \quad (2.13)$$

where the prescribed displacement on the Dirichlet boundary  $\tilde{\mathbf{u}}$  automatically dictates the tangential component of the microdistortion on that same boundary. Consequently, the consistent coupling condition enforces the definitions  $A_D = A_D^u = A_D^P$  and  $A_N = A_N^u = A_N^P$  (see Fig. 2.1). Further, the consistent coupling condition substitutes Eq. (2.12d). The set of equations in Problem. 2.12 remains well-posed for  $\mathbb{C}_c \equiv 0$  due to the generalized Korn inequality for incompatible tensor fields [24–26, 36]. The inequality relies on a non-vanishing Dirichlet boundary for the microdistortion field  $A_D^P \neq \emptyset$ , which the consistent coupling condition guarantees.

## 2.1 Limits of the characteristic length scale parameter - a true two scale model

In the relaxed micromorphic model the characteristic length  $L_c$  takes the role of a scaling parameter between the well-defined macro and the micro scales. This property, unique to the relaxed micromorphic model, allows the theory to interpolate between materials with a pronounced micro-structure and homogeneous materials, thus relating the characteristic length scale parameter  $L_c$  to the size of the micro-structure in metamaterials. In the lower limit  $L_c \rightarrow 0$  the continuum is treated as homogeneous and the solution of the classical Cauchy continuum theory is retrieved [3, 32]. This can be observed by reconsidering Eq. (2.12b) for  $L_c = 0$ ,

$$-\mathbb{C}_e \text{sym}(\mathbf{D}\mathbf{u} - \mathbf{P}) - \mathbb{C}_c \text{skew}(\mathbf{D}\mathbf{u} - \mathbf{P}) + \mathbb{C}_{\text{micro}} \text{sym} \mathbf{P} = \mathbf{M}, \quad (2.14)$$

which can now be used to express the microdistortion  $\mathbf{P}$  algebraically

$$\text{sym} \mathbf{P} = (\mathbb{C}_e + \mathbb{C}_{\text{micro}})^{-1} (\text{sym} \mathbf{M} + \mathbb{C}_e \text{sym} \mathbf{D}\mathbf{u}), \quad \text{skew} \mathbf{P} = \mathbb{C}_c^{-1} \text{skew} \mathbf{M} + \text{skew} \mathbf{D}\mathbf{u}. \quad (2.15)$$

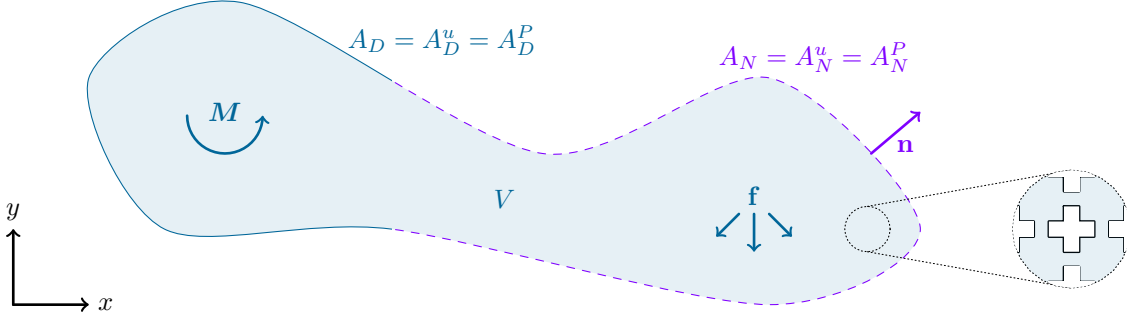


Figure 2.1: The domain in the relaxed micromorphic model with Dirichlet and Neumann boundaries under internal forces and micro-moments. The Dirichlet boundary of the microdistortion is given by the consistent coupling condition. The model can capture the complex kinematics of an underlying micro-structure.

Setting  $\mathbf{M} = 0$  corresponds to Cauchy continua, where micro-moments are not accounted for. Thus, one finds

$$\mathbb{C}_c \text{skew}(\mathbf{D}\mathbf{u} - \mathbf{P}) = 0, \quad \mathbb{C}_e \text{sym}(\mathbf{D}\mathbf{u} - \mathbf{P}) = \mathbb{C}_{\text{micro}} \text{sym} \mathbf{P}, \quad \text{sym} \mathbf{P} = (\mathbb{C}_e + \mathbb{C}_{\text{micro}})^{-1} \mathbb{C}_e \text{sym} \mathbf{D}\mathbf{u}. \quad (2.16)$$

Applying the former results to Eq. (2.12a) yields

$$-\text{Div}[\mathbb{C}_e \text{sym}(\mathbf{D}\mathbf{u} - \mathbf{P})] = -\text{Div}[\mathbb{C}_{\text{micro}}(\mathbb{C}_e + \mathbb{C}_{\text{micro}})^{-1} \mathbb{C}_e \text{sym} \mathbf{D}\mathbf{u}] = -\text{Div}[\mathbb{C}_{\text{macro}} \text{sym} \mathbf{D}\mathbf{u}] = \mathbf{f}, \quad (2.17)$$

where the definition

$$\mathbb{C}_{\text{macro}} = \mathbb{C}_{\text{micro}}(\mathbb{C}_e + \mathbb{C}_{\text{micro}})^{-1} \mathbb{C}_e \quad (2.18)$$

relates the meso- and micro-elasticity tensors to the classical macro-elasticity tensor of the Cauchy continuum. In fact,  $\mathbb{C}_{\text{macro}}$  contains the material constants that arise from standard homogenization for large periodic structures [3, 32]. For isotropic materials one can directly express the macro parameters [33]

$$\mu_{\text{macro}} = \frac{\mu_e \mu_{\text{micro}}}{\mu_e + \mu_{\text{micro}}}, \quad 2\mu_{\text{macro}} + 3\lambda_{\text{macro}} = \frac{(2\mu_e + 3\lambda_e)(2\mu_{\text{micro}} + 3\lambda_{\text{micro}})}{(2\mu_e + 3\lambda_e) + (2\mu_{\text{micro}} + 3\lambda_{\text{micro}})} \quad (2.19)$$

in terms of the parameters of the relaxed micromorphic model.

In the upper limit  $L_c \rightarrow +\infty$ , the stiffness of the micro-body becomes dominant. As the characteristic length  $L_c$  can be viewed as a zoom-factor into the microstructure, the state  $L_c \rightarrow +\infty$  can be interpreted as the entire domain being the micro-body itself. However, this is only theoretically possible as in practice, the limit is given by the size of one unit cell. Since the energy functional being minimized contains  $\mu_{\text{macro}} L_c^2 \|\text{Curl} \mathbf{P}\|^2$ , on contractible domains and bounded energy this implies the reduction of the microdistortion to a gradient field  $\mathbf{P} \rightarrow \mathbf{D}\mathbf{v}$  due to the classical identity

$$\text{Curl} \mathbf{D}\mathbf{v} = 0 \quad \forall \mathbf{v} \in [C^\infty(V)]^3, \quad (2.20)$$

thus asserting finite energies of the relaxed micromorphic model for arbitrarily large characteristic length values  $L_c$ . The corresponding energy functional in terms of the reduced kinematics  $\{\mathbf{u}, \mathbf{v}\} : V \rightarrow \mathbb{R}^3$  now reads

$$\begin{aligned} I(\mathbf{u}, \mathbf{v}) = & \frac{1}{2} \int_V \langle \text{sym}(\mathbf{D}\mathbf{u} - \mathbf{D}\mathbf{v}), \mathbb{C}_e \text{sym}(\mathbf{D}\mathbf{u} - \mathbf{D}\mathbf{v}) \rangle + \langle \text{sym} \mathbf{D}\mathbf{v}, \mathbb{C}_{\text{micro}} \text{sym} \mathbf{D}\mathbf{v} \rangle \\ & + \langle \text{skew}(\mathbf{D}\mathbf{u} - \mathbf{D}\mathbf{v}), \mathbb{C}_c \text{skew}(\mathbf{D}\mathbf{u} - \mathbf{D}\mathbf{v}) \rangle dV - \int_V \langle \mathbf{u}, \mathbf{f} \rangle + \langle \mathbf{D}\mathbf{v}, \mathbf{M} \rangle dV, \end{aligned} \quad (2.21)$$

such that variation with respect to the two vector fields  $\mathbf{u}$  and  $\mathbf{v}$  leads to

$$\delta_u I = \int_V \langle \text{sym} \mathbf{D}\delta\mathbf{u}, \mathbb{C}_e \text{sym}(\mathbf{D}\mathbf{u} - \mathbf{D}\mathbf{v}) \rangle + \langle \text{skew} \mathbf{D}\delta\mathbf{u}, \mathbb{C}_c \text{skew}(\mathbf{D}\mathbf{u} - \mathbf{D}\mathbf{v}) \rangle - \langle \delta\mathbf{u}, \mathbf{f} \rangle dV = 0, \quad (2.22a)$$

$$\begin{aligned} \delta_v I = & \int_V \langle \text{sym} \mathbf{D}\delta\mathbf{v}, \mathbb{C}_e \text{sym}(\mathbf{D}\mathbf{u} - \mathbf{D}\mathbf{v}) \rangle + \langle \text{skew} \mathbf{D}\delta\mathbf{v}, \mathbb{C}_c \text{skew}(\mathbf{D}\mathbf{u} - \mathbf{D}\mathbf{v}) \rangle \\ & - \langle \text{sym} \mathbf{D}\delta\mathbf{v}, \mathbb{C}_{\text{micro}} \text{sym} \mathbf{D}\mathbf{v} \rangle + \langle \mathbf{D}\delta\mathbf{v}, \mathbf{M} \rangle dV = 0. \end{aligned} \quad (2.22b)$$

The resulting bilinear form is given by

$$a(\{\delta\mathbf{u}, \delta\mathbf{v}\}, \{\mathbf{u}, \mathbf{v}\}) = \int_V \langle \text{sym}(\mathbf{D}\delta\mathbf{u} - \mathbf{D}\delta\mathbf{v}), \mathbb{C}_e \text{sym}(\mathbf{D}\mathbf{u} - \mathbf{D}\mathbf{v}) \rangle + \langle \text{sym} \mathbf{D}\delta\mathbf{v}, \mathbb{C}_{\text{micro}} \text{sym} \mathbf{D}\mathbf{v} \rangle + \langle \text{skew}(\mathbf{D}\delta\mathbf{u} - \mathbf{D}\delta\mathbf{v}), \mathbb{C}_c \text{skew}(\mathbf{D}\mathbf{u} - \mathbf{D}\mathbf{v}) \rangle dV. \quad (2.23)$$

By partial integration of Eq. (2.22a) and Eq. (2.22b) one finds the equilibrium equations

$$-\text{Div}[\mathbb{C}_e \text{sym}(\mathbf{D}\mathbf{u} - \mathbf{D}\mathbf{v}) + \mathbb{C}_c \text{skew}(\mathbf{D}\mathbf{u} - \mathbf{D}\mathbf{v})] = \mathbf{f} \quad \text{in } V, \quad (2.24a)$$

$$-\text{Div}[\mathbb{C}_e \text{sym}(\mathbf{D}\mathbf{u} - \mathbf{D}\mathbf{v}) + \mathbb{C}_c \text{skew}(\mathbf{D}\mathbf{u} - \mathbf{D}\mathbf{v})] + \text{Div}[\mathbb{C}_{\text{micro}} \text{sym} \mathbf{D}\mathbf{v}] = \text{Div} \mathbf{M} \quad \text{in } V. \quad (2.24b)$$

We can now substitute the right-hand side of Eq. (2.24a) into Eq. (2.24b) to find

$$-\text{Div}(\mathbb{C}_{\text{micro}} \text{sym} \mathbf{D}\mathbf{v}) = \mathbf{f} - \text{Div} \mathbf{M}. \quad (2.25)$$

Clearly, setting  $\mathbf{v} = \mathbf{u}$  satisfies both local equilibrium equations Eq. (2.24a) and Eq. (2.24b) for  $\mathbf{f} = 0$ . Further, the consistent coupling condition Eq. (2.13) is also automatically satisfied, asserting the equivalence of the tangential projections of both fields on the boundary of the domain. Since, as shown in [32, 52] using the extended Brezzi theorem, the case  $L_c \rightarrow +\infty$  is well-posed (including  $\mathbb{C}_c \equiv 0$ ), the solution  $\mathbf{v} = \mathbf{u}$  is the unique solution to the bilinear form Eq. (2.23) with the right-hand side

$$l(\{\delta\mathbf{u}, \delta\mathbf{v}\}) = \langle \mathbf{D}\delta\mathbf{v}, \mathbf{M} \rangle dV. \quad (2.26)$$

Effectively, equation Eq. (2.25) implies that the limit  $L_c \rightarrow +\infty$  defines a classical Cauchy continuum with a finite stiffness governed by  $\mathbb{C}_{\text{micro}}$ , representing the upper limit of the stiffness for the relaxed micromorphic continuum [32], where the corresponding forces read  $\mathbf{m} = \text{Div} \mathbf{M}$ . We emphasize that this interpretation of  $\mathbb{C}_{\text{micro}}$  is impossible in the classical micromorphic model since there the limit  $L_c \rightarrow +\infty$  results in a constant microdistortion field  $\mathbf{P} : V \rightarrow \mathbb{R}^{3 \times 3}$  as its full gradient  $\mathbf{D}\mathbf{P}$  is incorporated via  $\mu_{\text{macro}} L_c^2 \|\mathbf{D}\mathbf{P}\|^2$  into the energy functional [6].

## 2.2 Antiplane shear

We introduce the relaxed micromorphic model of antiplane shear<sup>1</sup> [55] by reducing the displacement field to

$$\mathbf{u} = [0, \quad 0, \quad u]^T, \quad (2.27)$$

such that  $\mathbf{u} = \mathbf{u}(x, y)$  is a function of the  $x - y$ -plane. Consequently, its gradient reads

$$\mathbf{D}\mathbf{u} = \begin{bmatrix} 0 & 0 & 0 \\ 0 & 0 & 0 \\ u_{,x} & u_{,y} & 0 \end{bmatrix}. \quad (2.28)$$

The structure of the microdistortion tensor is chosen accordingly

$$\mathbf{P} = \begin{bmatrix} 0 & 0 & 0 \\ 0 & 0 & 0 \\ p_1 & p_2 & 0 \end{bmatrix}, \quad \text{Curl} \mathbf{P} = \begin{bmatrix} 0 & 0 & 0 \\ 0 & 0 & 0 \\ 0 & 0 & p_{2,x} - p_{1,y} \end{bmatrix} = \begin{bmatrix} 0 & 0 & 0 \\ 0 & 0 & 0 \\ 0 & 0 & \text{curl}_{\text{LD}} \mathbf{P} \end{bmatrix}. \quad (2.29)$$

<sup>1</sup>Note that the antiplane shear model encompasses  $1 + 2 = 3$  degrees of freedom and is the simplest non-trivial active version for the relaxed micromorphic model, as the one-dimensional elongation ansatz features only  $1 + 1 = 2$  degrees of freedom and eliminates the curl operator

$$I(u, p) = \frac{1}{2} \int_s (\lambda_e + 2\mu_e) |u' - p|^2 + (\lambda_{\text{micro}} + 2\mu_{\text{micro}}) |p|^2 ds - \int_s u f + p m ds \rightarrow \min \quad \text{w.r.t. } \{u, p\},$$

since  $\mathbf{D}\mathbf{u} = u' \mathbf{e}_1 \otimes \mathbf{e}_1$  and  $\mathbf{P} = p \mathbf{e}_1 \otimes \mathbf{e}_1$ , such that  $\text{skew}(\mathbf{D}\mathbf{u} - \mathbf{P}) = 0$  and  $\text{Curl} \mathbf{P} = 0$ . This is not to be confused with uniaxial extension, which entails  $1 + 3 = 4$  degrees of freedom [45].

Analogously to the displacement field  $\mathbf{u}$ , the microdistortion  $\mathbf{P}$  is also set to be a function of the  $\{x, y\}$ -variables  $\mathbf{P} = \mathbf{P}(x, y)$ . We observe the following sym-skew decompositions of the gradient and microdistortion tensors

$$\begin{aligned} \text{sym } \mathbf{P} &= \frac{1}{2} \begin{bmatrix} 0 & 0 & p_1 \\ 0 & 0 & p_2 \\ p_1 & p_2 & 0 \end{bmatrix}, & \text{sym}(\mathbf{D}\mathbf{u} - \mathbf{P}) &= \frac{1}{2} \begin{bmatrix} 0 & 0 & u_{,x} - p_1 \\ 0 & 0 & u_{,y} - p_2 \\ u_{,x} - p_1 & u_{,y} - p_2 & 0 \end{bmatrix}, \\ \text{skew}(\mathbf{D}\mathbf{u} - \mathbf{P}) &= \frac{1}{2} \begin{bmatrix} 0 & 0 & p_1 - u_{,x} \\ 0 & 0 & p_2 - u_{,y} \\ u_{,x} - p_1 & u_{,y} - p_2 & 0 \end{bmatrix}. \end{aligned} \quad (2.30)$$

Clearly, there holds

$$\text{tr}[\text{sym } \mathbf{P}] = \text{tr}[\text{sym}(\mathbf{D}\mathbf{u} - \mathbf{P})] = \text{tr}[\text{skew}(\mathbf{D}\mathbf{u} - \mathbf{P})] = 0, \quad (2.31)$$

such that the contraction with the material tensors reduces to

$$\begin{aligned} \mathbb{C}_e \text{sym}(\mathbf{D}\mathbf{u} - \mathbf{P}) &= 2\mu_e \text{sym}(\mathbf{D}\mathbf{u} - \mathbf{P}), & \mathbb{C}_{\text{micro}} \text{sym}(\mathbf{D}\mathbf{u} - \mathbf{P}) &= 2\mu_{\text{micro}} \text{sym } \mathbf{P}, \\ \mathbb{C}_c \text{skew}(\mathbf{D}\mathbf{u} - \mathbf{P}) &= 2\mu_c \text{skew}(\mathbf{D}\mathbf{u} - \mathbf{P}). \end{aligned} \quad (2.32)$$

As such, the quadratic forms of the energy functional are given by

$$\langle \text{sym}(\mathbf{D}\mathbf{u} - \mathbf{P}), \mathbb{C}_e \text{sym}(\mathbf{D}\mathbf{u} - \mathbf{P}) \rangle = \mu_e \|\nabla u - \mathbf{p}\|^2, \quad (2.33a)$$

$$\langle \text{skew}(\mathbf{D}\mathbf{u} - \mathbf{P}), \mathbb{C}_c \text{skew}(\mathbf{D}\mathbf{u} - \mathbf{P}) \rangle = \mu_c \|\nabla u - \mathbf{p}\|^2, \quad (2.33b)$$

$$\langle \text{sym } \mathbf{P}, \mathbb{C}_{\text{micro}} \text{sym } \mathbf{P} \rangle = \mu_{\text{micro}} \|\mathbf{p}\|^2, \quad (2.33c)$$

with the definitions

$$\nabla u = \begin{bmatrix} u_{,x} \\ u_{,y} \end{bmatrix}, \quad \mathbf{p} = \begin{bmatrix} p_1 \\ p_2 \end{bmatrix}. \quad (2.34)$$

The resulting energy functional for antiplane shear reads therefore

$$I(u, \mathbf{p}) = \frac{1}{2} \int_A (\mu_e + \mu_c) \|\nabla u - \mathbf{p}\|^2 + \mu_{\text{micro}} \|\mathbf{p}\|^2 + \mu_{\text{macro}} L_c^2 \|\text{curl}_{2\text{D}} \mathbf{p}\|^2 \, dA - \int_A u f + \langle \mathbf{p}, \mathbf{m} \rangle \, dA. \quad (2.35)$$

In order to maintain consistency with the three-dimensional model we must choose  $\mu_c = 0$ . The reasoning for this choice is explained upon in Remark 2.1 (see also Fig. 2.2). Consequently, the energy functional is given by

$$\begin{aligned} I(u, \mathbf{p}) &= \frac{1}{2} \int_A \mu_e \|\nabla u - \mathbf{p}\|^2 + \mu_{\text{micro}} \|\mathbf{p}\|^2 + \mu_{\text{macro}} L_c^2 \|\text{curl}_{2\text{D}} \mathbf{p}\|^2 \, dA \\ &\quad - \int_A u f + \langle \mathbf{p}, \mathbf{m} \rangle \, dA \rightarrow \min \quad \text{w.r.t.} \quad \{u, \mathbf{p}\}. \end{aligned} \quad (2.36)$$

Note that on two-dimensional domains the differential operators are reduced to

$$\nabla u = \begin{bmatrix} u_{,x} \\ u_{,y} \end{bmatrix}, \quad \mathbf{R}\nabla u = \begin{bmatrix} u_{,y} \\ -u_{,x} \end{bmatrix}, \quad \mathbf{R} = \begin{bmatrix} 0 & 1 \\ -1 & 0 \end{bmatrix}, \quad \text{curl}_{2\text{D}} \mathbf{p} = \text{div}(\mathbf{R}\mathbf{p}) = p_{2,x} - p_{1,y}, \quad (2.37)$$

where we note that  $\text{curl}_{2\text{D}}$  is just a rotated divergence. Taking variations of the energy functional with respect to the displacement field results in

$$\delta_u I = \int_A \mu_e \langle \nabla \delta u, \nabla u - \mathbf{p} \rangle - \delta u f \, dA = 0, \quad (2.38)$$

and variation with respect to the microdistortion yields

$$\delta_p I = \int_A \mu_e \langle \delta \mathbf{p}, \nabla u - \mathbf{p} \rangle - \mu_{\text{micro}} \langle \delta \mathbf{p}, \mathbf{p} \rangle - \mu_{\text{macro}} L_c^2 \langle \text{curl}_{2\text{D}} \delta \mathbf{p}, \text{curl}_{2\text{D}} \mathbf{p} \rangle + \langle \delta \mathbf{p}, \mathbf{m} \rangle \, dA = 0. \quad (2.39)$$

Consequently, one finds the bilinear and linear forms

$$a(\{\delta u, \delta \mathbf{p}\}, \{u, \mathbf{p}\}) = \int_A \mu_e \langle \nabla \delta u - \delta \mathbf{p}, \nabla u - \mathbf{p} \rangle + \mu_{\text{micro}} \langle \delta \mathbf{p}, \mathbf{p} \rangle + \mu_{\text{macro}} L_c^2 (\text{curl}_{2D} \delta \mathbf{p}) \text{curl}_{2D} \mathbf{p} \, dA, \quad (2.40a)$$

$$l(\{\delta u, \delta \mathbf{p}\}) = \int_A \delta u f + \langle \delta \mathbf{p}, \mathbf{m} \rangle \, dA. \quad (2.40b)$$

Partial integration of Eq. (2.38) results in

$$\int_{\partial A} \delta u \langle \mu_e (\nabla u - \mathbf{p}), \mathbf{n} \rangle \, ds - \int_A \delta u [\mu_e \text{div}(\nabla u - \mathbf{p}) + f] \, dA = 0, \quad (2.41)$$

and analogously for Eq. (2.39), yielding

$$\int_A \langle \delta \mathbf{p}, \mu_e (\nabla u - \mathbf{p}) - \mu_{\text{micro}} \mathbf{p} - \mu_{\text{macro}} L_c^2 \mathbf{R} \nabla \text{curl}_{2D} \mathbf{p} + \mathbf{m} \rangle \, dA - \int_{\partial A} \langle \delta \mathbf{p}, \mu_{\text{macro}} L_c^2 (\text{curl}_{2D} \mathbf{p}) \mathbf{t} \rangle \, ds = 0. \quad (2.42)$$

Consequently, the strong form reads

$$-\mu_e \text{div}(\nabla u - \mathbf{p}) = f \quad \text{in } A, \quad (2.43a)$$

$$-\mu_e (\nabla u - \mathbf{p}) + \mu_{\text{micro}} \mathbf{p} + \mu_{\text{macro}} L_c^2 \mathbf{R} \nabla \text{curl}_{2D} \mathbf{p} = \mathbf{m} \quad \text{in } A, \quad (2.43b)$$

$$u = \tilde{u} \quad \text{on } s_D^u, \quad (2.43c)$$

$$\langle \mathbf{p}, \mathbf{t} \rangle = \langle \tilde{\mathbf{p}}, \mathbf{t} \rangle \quad \text{on } s_D^P, \quad (2.43d)$$

$$\langle \nabla u, \mathbf{n} \rangle = \langle \mathbf{p}, \mathbf{n} \rangle \quad \text{on } s_N^u, \quad (2.43e)$$

$$\text{curl}_{2D} \mathbf{p} = 0 \quad \text{on } s_N^P. \quad (2.43f)$$

The consistent coupling condition accordingly reduces to

$$\langle \mathbf{p}, \mathbf{t} \rangle = \langle \nabla \tilde{u}, \mathbf{t} \rangle \quad \text{on } s_D = s_D^P = s_D^u. \quad (2.44)$$

### Remark 2.1

Note that without setting  $\mu_c = 0$  in the antiplane shear model, the analogous result to Eq. (2.17) in the limit  $L_c \rightarrow 0$  would read

$$-\underbrace{\left( \frac{\mu_{\text{micro}} [\mu_e + \mu_c]}{\mu_e + \mu_c + \mu_{\text{micro}}} \right)}_{\neq \mu_{\text{macro}}} \Delta u = f, \quad (2.45)$$

where the relation to the macro parameter  $\mu_{\text{macro}}$  in Eq. (2.19) is lost. Further, the limit defined in Eq. (2.16) with  $\mathbf{M} = 0$  yields the contradiction

$$\text{sym } \mathbf{P} = (\mathbb{C}_e + \mathbb{C}_{\text{micro}})^{-1} \mathbb{C}_e \text{sym } \mathbf{D}u, \quad \mathbb{C}_c \text{skew } \mathbf{P} = \mathbb{C}_c \text{skew } \mathbf{D}u, \quad (2.46)$$

since the equations degenerate to

$$\mathbf{p} = \frac{\mu_e}{\mu_e + \mu_{\text{micro}}} \nabla u, \quad \mu_c \mathbf{p} = \mu_c \nabla u, \quad (2.47)$$

due to the equivalent three-dimensional forms for antiplane shear. Choosing  $\mu_{\text{micro}} = 0$  leads to a loss of structure in the strong form Problem. 2.43, while satisfying Eq. (2.47). As such, we must set the Cosserat couple modulus  $\mu_c = 0$  to preserve the structure of the equations and satisfy both Eq. (2.19) and Eq. (2.47).

Although the relaxed micromorphic model includes the Cosserat model as a singular limit for  $\mathbb{C}_{\text{micro}} \rightarrow +\infty$  ( $\mu_{\text{micro}} \rightarrow +\infty$ ), it is impossible to deduce the Cosserat model of antiplane shear as a limit of the antiplane relaxed micromorphic model, since one needs to satisfy Eq. (2.47) for  $\mu_c > 0$  and  $\mu_{\text{micro}} \rightarrow +\infty$ , which is impossible.



The kinematic reduction of the relaxed micromorphic model to antiplane shear and its behaviour in the limit cases of its material parameters is depicted in Fig. 2.2.

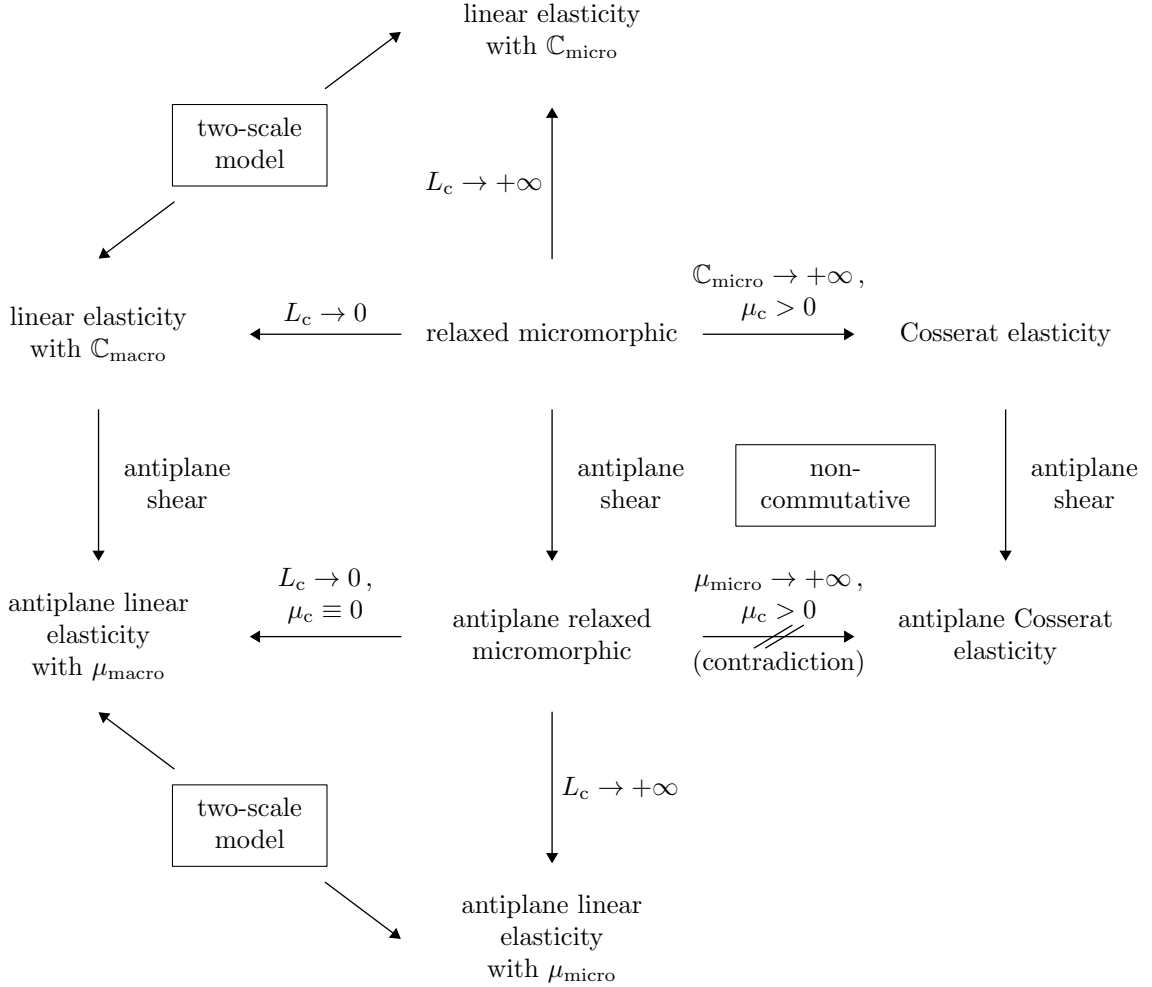


Figure 2.2: Kinematic reduction of the relaxed micromorphic model to antiplane shear and consistency at limit cases according to Remark 2.1 and Section 2.1. The two-scale nature of the relaxed micromorphic model can be clearly observed.

### 3 Polynomial basis

In this section we briefly introduce Bernstein polynomials and dual numbers. Bernstein polynomials are used to construct both the  $H^1$ -conforming subspace and, in conjunction with the polytopal template methodology, the Nédélec elements. The computation of derivatives of the Bernstein base functions is achieved by employing dual numbers, thus enabling the calculation of the value and the derivative of a base function simultaneously.

#### 3.1 Bernstein polynomials

Bernstein polynomials of order  $p$  are given by the binomial expansion of the barycentric representation of the unit line

$$1 = (\lambda_1 + \lambda_2)^p = ((1 - \xi) + \xi)^p = \sum_{i=0}^p \binom{p}{i} \xi^i (1 - \xi)^{p-i} = \sum_{i=0}^p \frac{p!}{i!(p-i)!} \xi^i (1 - \xi)^{p-i}, \quad (3.1)$$

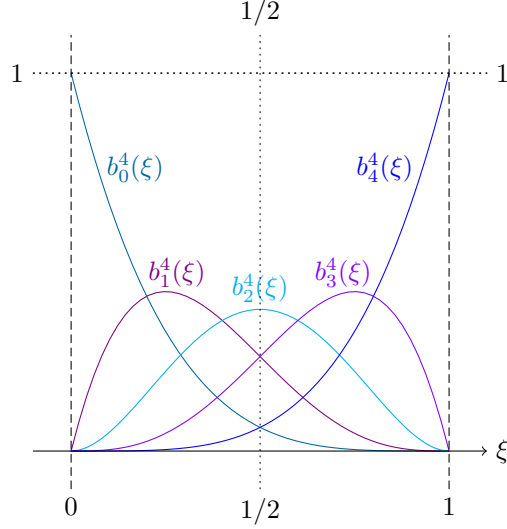


Figure 3.1: Bernstein base functions of degree  $p = 4$  on the unit domain. Their sum forms a partition of unity. The base functions are symmetric for  $\xi = 0.5$  with respect to their indices and always positive.

where  $\xi \in [0, 1]$ . The Bernstein polynomial reads

$$b_i^p(\xi) = \binom{p}{i} \xi^i (1 - \xi)^{p-i}. \quad (3.2)$$

A direct result of the binomial expansion is that Bernstein polynomials form a partition of unity, see also Fig. 3.1

$$\sum_{i=0}^p b_i^p(\xi) = 1. \quad (3.3)$$

Another consequence is that Bernstein polynomials are non-negative and less than or equal to 1

$$0 \leq b_i^p(\xi) \leq 1, \quad \xi \in [0, 1]. \quad (3.4)$$

A necessary condition for the use of Bernstein polynomials in finite element approximations is for them to span the entire polynomial space.

**Theorem 3.1** (Span of Bernstein polynomials)

*The span of Bernstein polynomials forms a basis of the one-dimensional polynomial space*

$$P^p(\xi) = \text{span}\{b_i^p\}, \quad \xi \subseteq \mathbb{R}. \quad (3.5)$$

*Proof.* First we observe

$$\dim(\text{span}\{b_i^p\}) = \dim P^p(\xi) = p + 1. \quad (3.6)$$

The proof of linear independence is achieved by contradiction. Let the set  $\text{span}\{b_i^p\}$  with  $0 < i \leq p$  be linearly dependent, then there exists some combination with at least one non-zero constant  $c_i \neq 0$  such that

$$\sum_{i=1}^p c_i b_i^p(\xi) = 0, \quad \frac{d}{d\xi} \sum_{i=1}^p c_i b_i^p(\xi) = 0. \quad (3.7)$$

However, by the partition of unity property Eq. (3.3), only the full combination ( $0 \leq i \leq p$ ) generates a constant and by the exact sequence property the kernel of the differentiation operator is exactly the space of constants  $\ker(\partial) = \mathbb{R}$ . The linear independence of the full span also follows from the partition of unity property, since constants cannot be constructed otherwise.  $\square$

Bernstein polynomials can be evaluated efficiently using the recursive formula

$$b_0^p(\xi) = (1 - \xi)^p, \quad b_{i+1}^p(\xi) = \frac{(p-i)\xi}{(p+1)(1-\xi)} b_i^p(\xi), \quad i \in \{0, 1, \dots, p-1\}, \quad (3.8)$$

which allows for fast evaluation of the base functions.

**Remark 3.1**

Note that the formula Eq. (3.8) implies  $\lim_{\xi \rightarrow 1} b_{i+1}^p(\xi) = \infty$ . As such, evaluations using the formula are required to use  $\xi < 1$  preferably with additional tolerance. The limit case  $\xi = 1$  is zero for all Bernstein base functions aside from the last function belonging to the vertex, which simply returns one

$$b_i^p(1) = 0 \quad \forall i \neq p, \quad b_p^p(1) = 1. \quad (3.9)$$

### 3.2 Dual numbers

Dual numbers [16] can be used to define an augmented algebra, where the derivative of a function can be computed simultaneously with the evaluation of the function. This enhancement is also commonly used in forward automatic differentiation [8, 37], not to be confused with numerical differentiation, since unlike in numerical differentiation, automatic differentiation is no approximation and yields the exact derivative. The latter represents an alternative method to finding the derivatives of base functions, as opposed to explicit formulas or approximations. Dual numbers augment the classical numbers by adding a non-zero number  $\varepsilon$  with a zero square  $\varepsilon^2 = 0$ .

**Definition 3.1** (Dual number)

The dual number is defined by

$$x + x'\varepsilon, \quad \varepsilon \ll 1, \quad (3.10)$$

where  $x'$  is the derivative (only in automatic differentiation),  $\varepsilon$  is an abstract number (infinitesimal) and formally  $\varepsilon^2 = 0$ .

The augmented algebra results automatically from the definition of the dual number.

**Definition 3.2** (Augmented dual algebra)

The standard algebraic operations take the following form for dual numbers

1. Addition and subtraction

$$(x + x'\varepsilon) \pm (y + y'\varepsilon) = x \pm y + (x' \pm y')\varepsilon. \quad (3.11)$$

2. Multiplication

$$(x + x'\varepsilon)(y + y'\varepsilon) = xy + (xy' + x'y)\varepsilon, \quad (3.12)$$

since formally  $\varepsilon^2 = 0$ .

3. Division is achieved by first defining the inverse element

$$(x + x'\varepsilon)(y + y'\varepsilon) = 1 \quad \iff \quad y = \frac{1}{x}, \quad y' = -\frac{x'}{x^2}, \quad (3.13)$$

such that

$$(x + x'\varepsilon)/(y + y'\varepsilon) = x/y + (x'/y - xy'/y^2)\varepsilon. \quad (3.14)$$

Application of the above definitions to polynomials

$$p(x + \varepsilon) = \sum_{i=0}^{\infty} c_i(x + \varepsilon)^i = \sum_{i=0}^{\infty} \sum_{j=0}^1 c_i \binom{i}{j} x^{i-j} \varepsilon^j = \sum_{i=0}^{\infty} c_i x^i + \varepsilon \sum_{i=1}^{\infty} i c_i x^{i-1} = p(x) + p'(x)\varepsilon, \quad (3.15)$$

allows the extension to various types of analytical functions with a power-series representation (such as trigonometric or hyperbolic).

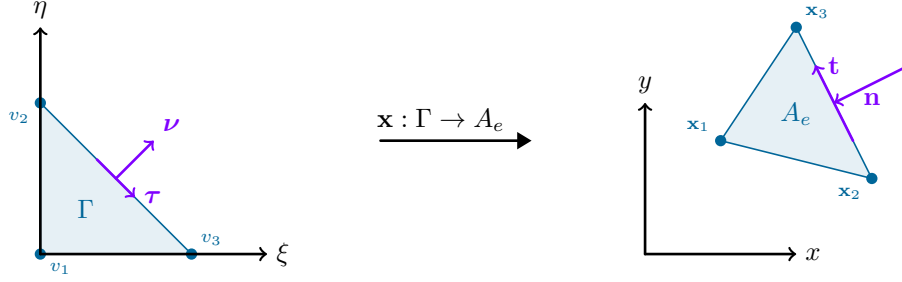


Figure 4.1: Barycentric mapping of the reference triangle to an element in the physical domain.

**Definition 3.3** (General dual numbers function)  
A function of a dual number is defined in general by

$$f(x + \varepsilon) = f(x) + f'(x)\varepsilon, \quad (3.16)$$

being a fundamental formula for forward automatic differentiation.

The definition of dual numbers makes them directly applicable to the general rules of differentiation, such as the chain rule or product rule, in which case the derivative is simply the composition of previous computations with  $\varepsilon$ . The logic of dual numbers can be understood intuitively by the directional derivative

$$\frac{d}{dx}f(x) = \partial_{x'}f(x) = \left. \frac{d}{d\varepsilon}f(x + x'\varepsilon) \right|_{\varepsilon=0} = \lim_{\varepsilon \rightarrow 0} \frac{f(x + x'\varepsilon) - f(x)}{\varepsilon}, \quad (3.17)$$

where dividing by  $\varepsilon$  and setting  $\varepsilon = 0$  are deferred to the last step of the computation, being the extraction of the derivative and equivalent to the operation  $f(x + \varepsilon) - f(x)$  with the augmented algebra of dual numbers.

In this work we apply dual numbers for the computation of Bernstein polynomials using the recursive formula Eq. (3.8), thus allowing to iteratively compute each base function simultaneously with its derivative.

## 4 Triangular elements

The triangle elements are mapped from the reference element  $\Gamma$  to the physical domain  $A_e$  via barycentric coordinates

$$\mathbf{x}(\xi, \eta) = (1 - \xi - \eta)\mathbf{x}_1 + \eta\mathbf{x}_2 + \xi\mathbf{x}_3, \quad \mathbf{x} : \Gamma \rightarrow A_e, \quad \Gamma = \{(\xi, \eta) \in [0, 1]^2 \mid \xi + \eta \leq 1\}, \quad (4.1)$$

where  $\mathbf{x}_i$  represent the coordinates of the vertices of one triangle in the physical domain, see Fig. 4.1. The corresponding Jacobi matrix reads

$$\mathbf{J} = D\mathbf{x} = [\mathbf{x}_3 - \mathbf{x}_1, \mathbf{x}_2 - \mathbf{x}_1] \in \mathbb{R}^{2 \times 2}. \quad (4.2)$$

### 4.1 The Bernstein-Bézier basis for triangles

The base functions on the triangle reference element are defined using the binomial expansion of the barycentric coordinates on the domain  $\Gamma$

$$1 = (\lambda_1 + \lambda_2 + \lambda_3)^p = ([1 - \xi - \eta] + \eta + \xi)^p. \quad (4.3)$$

As such, the Bézier base functions read

$$b_{ij}^p(\lambda_1, \lambda_2, \lambda_3) = \binom{p}{i} \binom{p-i}{j} \lambda_1^{p-i-j} \lambda_2^j \lambda_3^i, \quad (4.4)$$

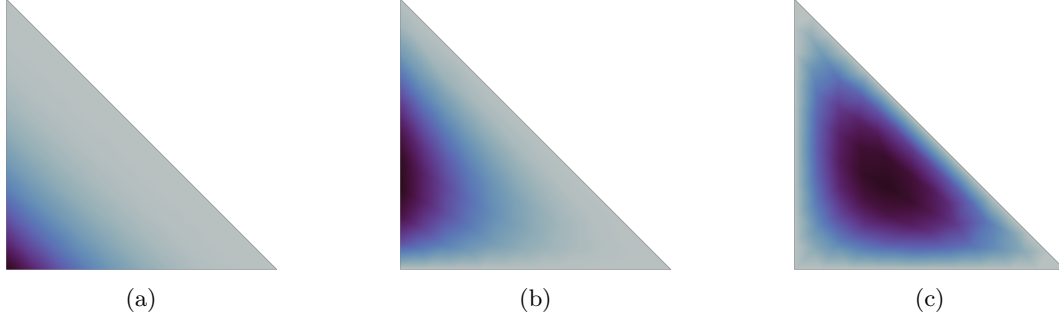


Figure 4.2: Cubic vertex (a), edge (b) and cell (c) Bézier base functions on the reference triangle.

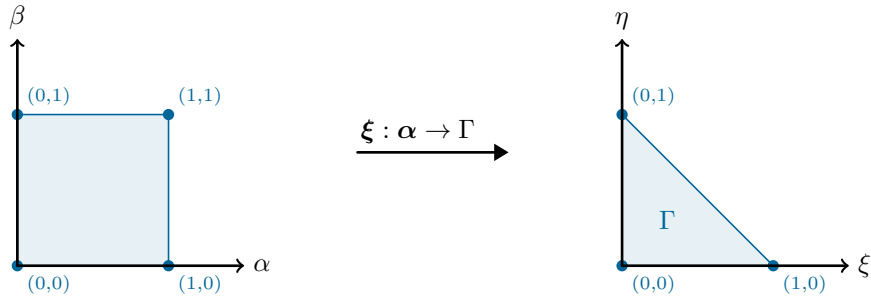


Figure 4.3: Duffy transformation from a quadrilateral to a triangle by collapse of the coordinate system.

with the equivalent bivariate form

$$b_{ij}^p(\xi, \eta) = \binom{p}{i} \binom{p-i}{j} (1-\xi-\eta)^{p-i-j} \eta^j \xi^i, \quad (4.5)$$

of which some examples are depicted in Fig. 4.2. The Duffy transformation

$$\xi : [0, 1]^2 \rightarrow \Gamma, \quad \{\alpha, \beta\} \mapsto \{\xi, \eta\}, \quad (4.6)$$

given by the relations

$$\xi = \alpha, \quad \alpha = \xi, \quad \eta = (1-\alpha)\beta, \quad \beta = \frac{\eta}{1-\xi}, \quad (4.7)$$

allows to view the triangle as a collapsed quadrilateral, see Fig. 4.3. Inserting the Duffy map into the definition of the Bézier base function yields the split

$$\begin{aligned} b_{ij}^p(\xi, \eta) &= \binom{p}{i} \binom{p-i}{j} (1-\xi-\eta)^{p-i-j} \eta^j \xi^i \\ &= \binom{p}{i} \binom{p-i}{j} (1-\alpha - [1-\alpha]\beta)^{p-i-j} (1-\alpha)^j \beta^j \alpha^i \\ &= \binom{p}{i} \binom{p-i}{j} (1-\alpha)^{p-i-j} (1-\beta)^{p-i-j} (1-\alpha)^j \beta^j \alpha^i \\ &= \binom{p}{i} (1-\alpha)^{p-i} \alpha^i \binom{p-i}{j} (1-\beta)^{p-i-j} \beta^j \\ &= b_i^p(\alpha) b_j^{p-i}(\beta). \end{aligned} \quad (4.8)$$

In other words, the Duffy transformation results in a natural factorization of the Bézier triangle into Bernstein base functions [1]. The latter allows for fast evaluation using sum factorization. Further, it is now clear that Bézier triangles are given by the interpolation of Bézier curves, where the degree of the polynomial decreases

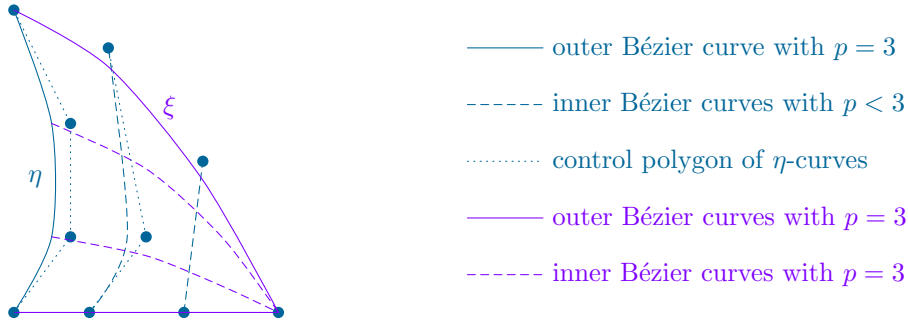


Figure 4.4: Bézier triangle built by interpolating Bézier curves with an ever decreasing polynomial degree.

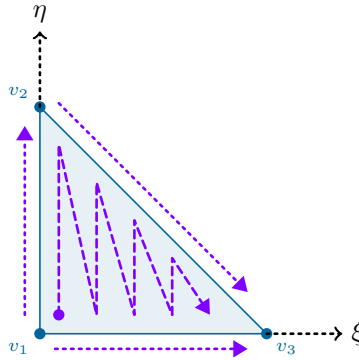


Figure 4.5: Traversal order of base functions. The purple lines represent the order in which the base functions are constructed by the factorized evaluation. Note that the traversal order on each edge is intrinsically from the lower to the higher vertex index.

between each curve, see Fig. 4.4. In order to compute gradients on the reference domain one applies the chain rule

$$\nabla_{\xi} b_{ij}^p = (D_{\alpha} \xi)^{-T} \nabla_{\alpha} b_{ij}^p, \quad D_{\alpha} \xi = \begin{bmatrix} 1 & 0 \\ -\beta & 1 - \alpha \end{bmatrix}, \quad (D_{\alpha} \xi)^{-T} = \frac{1}{1 - \alpha} \begin{bmatrix} 1 - \alpha & \beta \\ 0 & 1 \end{bmatrix}. \quad (4.9)$$

The factorization is naturally suited for the use of dual numbers since the  $\alpha$ -gradient of a base function reads

$$\nabla_{\alpha} b_{ij}^p(\alpha, \beta) = \begin{bmatrix} b_j^{p-i} \frac{d}{d\alpha} b_i^p \\ b_i^p \frac{d}{d\beta} b_j^{p-i} \end{bmatrix}, \quad (4.10)$$

such that only the derivatives of the Bernstein base functions with respect to their parameter are required.

The Duffy transformation induces an intrinsic optimal order of traversal of the base functions, compare Fig. 4.5, namely

$$(i, j) = (0, 0) \rightarrow (0, 1) \rightarrow \dots \rightarrow (2, 2) \rightarrow \dots \rightarrow (i, p - i) \rightarrow \dots \rightarrow (p, 0), \quad (4.11)$$

which respects a clockwise orientation of the element, compare [52]. Thus, the order of the sequence of discrete values on common edges is determined by the global orientation. In order to relate a base function to a polytopal piece of the element, one observes the following result.

**Observation 4.1** (Triangle base functions)

*The polytope of each base function  $b_{ij}^p(\xi, \eta)$  can be determined as follows:*

- The indices  $(0, 0)$ ,  $(0, p)$  and  $(p, 0)$  represent the first, second and last vertex base functions, respectively.
- The indices  $(0, j)$  with  $0 < j < p$  and  $(i, 0)$  with  $0 < i < p$  represent the first and second edge base functions, respectively. Base functions of the slanted edge are given by  $(i, p - i)$  with  $0 < i < p$ .
- The remaining index combinations are cell base functions.

With the latter observation, the construction of vertex-, edge- and cell base functions follows the intrinsic traversal order induced by the Duffy transformation and relates to a specific polytope via index-pairs.

## 4.2 Nédélec elements of the second type

We construct the base functions for the Nédélec element of the second type using the polytopal template methodology introduced in [50]. The template sets read

$$\begin{aligned}
\mathcal{T}_1 &= \{\mathbf{e}_2, \mathbf{e}_1\}, & \mathcal{T}_2 &= \{\mathbf{e}_1 + \mathbf{e}_2, \mathbf{e}_1\}, & \mathcal{T}_3 &= \{\mathbf{e}_1 + \mathbf{e}_2, -\mathbf{e}_2\}, \\
\mathcal{T}_{12} &= \{\mathbf{e}_2, -\mathbf{e}_1\}, & \mathcal{T}_{13} &= \{\mathbf{e}_1, \mathbf{e}_2\}, & \mathcal{T}_{23} &= \{(1/2)(\mathbf{e}_1 - \mathbf{e}_2), \mathbf{e}_1 + \mathbf{e}_2\}, \\
\mathcal{T}_{123} &= \{\mathbf{e}_1, \mathbf{e}_2\}.
\end{aligned} \tag{4.12}$$

The space of Bézier polynomials is split across the polytopes of the reference triangle into

$$\mathcal{B}^p(\Gamma) = \left\{ \bigoplus_{i=1}^3 \mathcal{V}_i^p(\Gamma) \right\} \oplus \left\{ \bigoplus_{j \in \mathcal{J}} \mathcal{E}_j^p(\Gamma) \right\} \oplus \mathcal{C}_{123}^p(\Gamma), \quad \mathcal{J} = \{(1, 2), (1, 3), (2, 3)\}, \tag{4.13}$$

where  $\mathcal{V}_i^p$  are the sets of the vertex base functions,  $\mathcal{E}_j^p$  are the sets of edge base functions,  $\mathcal{C}_{123}^p$  is the set of cell base functions, and the  $\oplus$  indicates summation over non-overlapping spaces. Consequently, the Nédélec basis is given by

$$\mathcal{N}_{II}^p = \left\{ \bigoplus_{i=1}^3 \mathcal{V}_i^p \otimes \mathcal{T}_i \right\} \oplus \left\{ \bigoplus_{j \in \mathcal{J}} \mathcal{E}_j^p \otimes \mathcal{T}_j \right\} \oplus \{\mathcal{C}_{123}^p \otimes \mathcal{T}_{123}\}, \quad \mathcal{J} = \{(1, 2), (1, 3), (2, 3)\}. \tag{4.14}$$

Using the Bézier basis one finds the following base functions, which inherit the optimal complexity of the underlying basis.

### Definition 4.1 (Bézier-Nédélec II triangle basis)

The following base functions are defined on the reference triangle.

- On the edges the base function reads

$$\begin{aligned}
e_{12} : \quad & \vartheta(\xi, \eta) = b_{00}^p \mathbf{e}_2, & \vartheta(\xi, \eta) &= b_{0p}^p (\mathbf{e}_1 + \mathbf{e}_2), \\
& \vartheta(\xi, \eta) = b_{0j}^p \mathbf{e}_2, \quad 0 < j < p, \\
e_{13} : \quad & \vartheta(\xi, \eta) = b_{00}^p \mathbf{e}_1, & \vartheta(\xi, \eta) &= b_{p0}^p (\mathbf{e}_1 + \mathbf{e}_2), \\
& \vartheta(\xi, \eta) = b_{i0}^p \mathbf{e}_1, \quad 0 < i < p, \\
e_{23} : \quad & \vartheta(\xi, \eta) = b_{0p}^p \mathbf{e}_1, & \vartheta(\xi, \eta) &= -b_{p0}^p \mathbf{e}_2, \\
& \vartheta(\xi, \eta) = (1/2) b_{i,p-i}^p (\mathbf{e}_1 - \mathbf{e}_2), \quad 0 < i < p,
\end{aligned} \tag{4.15}$$

where the first two base functions for each edge are the vertex-edge base functions and the third equation generates pure edge base functions.

- The cell base functions read

$$\begin{aligned}
c_{123} : \quad & \vartheta(\xi, \eta) = -b_{0j}^p \mathbf{e}_1, & 0 < j < p, \\
& \vartheta(\xi, \eta) = b_{i0}^p \mathbf{e}_2, & 0 < i < p, \\
& \vartheta(\xi, \eta) = b_{i,p-i}^p (\mathbf{e}_1 + \mathbf{e}_2), & 0 < i < p, \\
& \vartheta(\xi, \eta) = b_{ij}^p \mathbf{e}_2, & 0 < i < p, \quad 0 < j < p - i, \\
& \vartheta(\xi, \eta) = b_{ij}^p \mathbf{e}_1, & 0 < i < p, \quad 0 < j < p - i,
\end{aligned} \tag{4.16}$$

where the first three are the respective edge-cell base functions. The remaining two are pure cell base functions.

### 4.3 Nédélec elements of the first type

In order to construct the Nédélec element of the first type we rely on the construction of the kernel introduced in [58] via the exact de Rham sequence and the polytopal template for the non-kernel base functions following [50]. The complete Nédélec space reads

$$\begin{aligned} \mathcal{N}_I^p &= \mathcal{N}_I^0 \oplus \left\{ \bigoplus_{j \in \mathcal{J}} \nabla \mathcal{E}_j^{p+1} \right\} \oplus \nabla \mathcal{C}_{123}^{p+1} \oplus \left\{ \bigoplus_{i=1}^2 \mathcal{V}_i^p \otimes \mathcal{T}_i \right\} \oplus \left\{ \bigoplus_{j \in \mathcal{J}} \mathcal{E}_j^p \otimes \mathcal{T}_j \right\} \oplus \{ \mathcal{C}_{123}^p \otimes \mathcal{T}_{123} \}, \\ \mathcal{J} &= \{(1, 2), (1, 3), (2, 3)\}, \end{aligned} \quad (4.17)$$

where we relied on the decomposition Eq. (4.14). Applying the construction to the Bézier basis yields the following base functions.

**Definition 4.2** (Bézier-Nédélec I triangle basis)

We define the base functions on the reference triangle.

- On the edges we employ the lowest order Nédélec base functions and the edge gradients

$$\begin{aligned} e_{12} : \quad & \boldsymbol{\vartheta}(\xi, \eta) = \boldsymbol{\vartheta}_1^I, \\ & \boldsymbol{\vartheta}(\xi, \eta) = \nabla_\xi b_{0j}^{p+1}, \quad 0 < j < p+1, \\ e_{13} : \quad & \boldsymbol{\vartheta}(\xi, \eta) = \boldsymbol{\vartheta}_2^I, \\ & \boldsymbol{\vartheta}(\xi, \eta) = \nabla_\xi b_{i0}^{p+1}, \quad 0 < i < p+1, \\ e_{23} : \quad & \boldsymbol{\vartheta}(\xi, \eta) = \boldsymbol{\vartheta}_3^I, \\ & \boldsymbol{\vartheta}(\xi, \eta) = \nabla_\xi b_{i,p+1-i}^{p+1}, \quad 0 < i < p+1. \end{aligned} \quad (4.18)$$

- The cell functions read

$$\begin{aligned} c_{123} : \quad & \boldsymbol{\vartheta}(\xi, \eta) = b_{00}^p \boldsymbol{\vartheta}_3^I, \\ & \boldsymbol{\vartheta}(\xi, \eta) = b_{0p}^p \boldsymbol{\vartheta}_2^I, \\ & \boldsymbol{\vartheta}(\xi, \eta) = b_{0j}^p (\boldsymbol{\vartheta}_3^I - \boldsymbol{\vartheta}_2^I), \quad 0 < j < p, \\ & \boldsymbol{\vartheta}(\xi, \eta) = b_{i0}^p (\boldsymbol{\vartheta}_1^I + \boldsymbol{\vartheta}_3^I), \quad 0 < i < p, \\ & \boldsymbol{\vartheta}(\xi, \eta) = b_{i,p-i}^p (\boldsymbol{\vartheta}_1^I - \boldsymbol{\vartheta}_2^I), \quad 0 < i < p, \\ & \boldsymbol{\vartheta}(\xi, \eta) = b_{ij}^p (\boldsymbol{\vartheta}_1^I - \boldsymbol{\vartheta}_2^I + \boldsymbol{\vartheta}_3^I), \quad 0 < i < p, \quad 0 < j < p-i, \\ & \boldsymbol{\vartheta}(\xi, \eta) = \nabla_\xi b_{ij}^{p+1}, \quad 0 < i < p+1, \quad 0 < j < p+1-i, \end{aligned} \quad (4.19)$$

where the last formula gives the cell gradients and the remaining base functions are non-gradients.

The definition relies on the base functions of the lowest order Nédélec element of the first type [5, 50]

$$\boldsymbol{\vartheta}_1^I(\xi, \eta) = \begin{bmatrix} \eta \\ 1 - \xi \end{bmatrix}, \quad \boldsymbol{\vartheta}_2^I(\xi, \eta) = \begin{bmatrix} 1 - \eta \\ \xi \end{bmatrix}, \quad \boldsymbol{\vartheta}_3^I(\xi, \eta) = \begin{bmatrix} \eta \\ -\xi \end{bmatrix}. \quad (4.20)$$

## 5 Tetrahedral elements

The tetrahedral elements are mapped from the reference tetrahedron  $\Omega$  by the three-dimensional barycentric coordinates onto the physical domain  $V_e$ , see Fig. 5.1

$$\begin{aligned} \mathbf{x}(\xi, \eta, \zeta) &= (1 - \xi - \eta - \zeta) \mathbf{x}_1 + \zeta \mathbf{x}_2 + \eta \mathbf{x}_3 + \xi \mathbf{x}_4, & \mathbf{x} : \Omega &\rightarrow V_e, \\ \Omega &= \{(\xi, \eta, \zeta) \in [0, 1]^3 \mid \xi + \eta + \zeta \leq 1\}. \end{aligned} \quad (5.1)$$



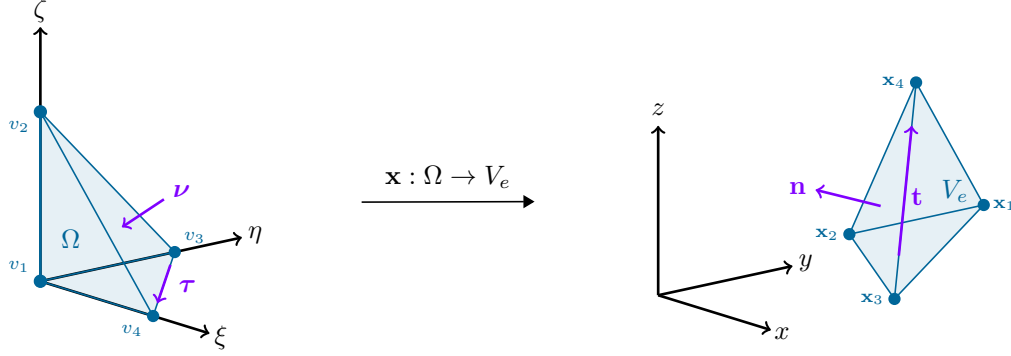


Figure 5.1: Barycentric mapping of the reference tetrahedron to an element in the physical domain.

The corresponding Jacobi matrix reads

$$\mathbf{J} = D\mathbf{x} = [\mathbf{x}_4 - \mathbf{x}_1, \quad \mathbf{x}_3 - \mathbf{x}_1, \quad \mathbf{x}_2 - \mathbf{x}_1] \in \mathbb{R}^{3 \times 3}. \quad (5.2)$$

### 5.1 The Bernstein-Bézier basis for tetrahedra

Analogously to triangle elements, the Bézier tetrahedra on the unit tetrahedron  $\Omega$  are defined using the barycentric coordinates by expanding the coefficients of

$$(\lambda_1 + \lambda_2 + \lambda_3 + \lambda_4)^p = ([1 - \xi - \eta - \zeta] + \zeta + \eta + \xi)^p = 1, \quad (5.3)$$

thus finding

$$b_{ijk}^p(\lambda_1, \lambda_2, \lambda_3, \lambda_4) = \binom{p}{i} \binom{p-i}{j} \binom{p-i-j}{k} \lambda_1^{p-i-j-k} \lambda_2^k \lambda_3^j \lambda_4^i, \quad (5.4)$$

with the equivalent trivariate form

$$b_{ijk}^p(\xi, \eta, \zeta) = \binom{p}{i} \binom{p-i}{j} \binom{p-i-j}{k} (1 - \xi - \eta - \zeta)^{p-i-j-k} \zeta^k \eta^j \xi^i. \quad (5.5)$$

We construct the Duffy transformation by mapping the unit tetrahedron as a collapsed hexahedron

$$\boldsymbol{\xi} : [0, 1]^3 \rightarrow \Omega, \quad \{\alpha, \beta, \gamma\} \mapsto \{\xi, \eta, \zeta\}, \quad (5.6)$$

using the relations

$$\begin{aligned} \xi &= \alpha, & \eta &= (1 - \alpha)\beta, & \zeta &= (1 - \alpha)(1 - \beta)\gamma, \\ \alpha &= \xi, & \beta &= \frac{\eta}{1 - \xi}, & \gamma &= \frac{\zeta}{1 - \xi - \eta}, \end{aligned} \quad (5.7)$$

as depicted in Fig. 5.2. Applying the Duffy transformation to Bézier tetrahedra

$$\begin{aligned} b_{ijk}^p(\xi, \eta, \zeta) &= \binom{p}{i} \binom{p-i}{j} \binom{p-i-j}{k} (1 - \xi - \eta - \zeta)^{p-i-j-k} \zeta^k \eta^j \xi^i \\ &= \binom{p}{i} \binom{p-i}{j} \binom{p-i-j}{k} (1 - \alpha - (1 - \alpha)\beta - (1 - \alpha)(1 - \beta)\gamma)^{p-i-j-k} \\ &\quad \cdot (1 - \alpha)^k (1 - \beta)^k \gamma^k (1 - \alpha)^j \beta^j \alpha^i \\ &= \binom{p}{i} \binom{p-i}{j} \binom{p-i-j}{k} (1 - \alpha)^{p-i-j-k} (1 - \beta)^{p-i-j-k} (1 - \gamma)^{p-i-j-k} \\ &\quad \cdot (1 - \alpha)^k (1 - \beta)^k \gamma^k (1 - \alpha)^j \beta^j \alpha^i \\ &= \binom{p}{i} (1 - \alpha)^{p-i} \alpha^i \binom{p-i}{j} (1 - \beta)^{p-i-j} \beta^j \binom{p-i-j}{k} (1 - \gamma)^{p-i-j-k} \gamma^k \\ &= b_i^p(\alpha) b_j^{p-i}(\beta) b_k^{p-i-j}(\gamma), \end{aligned} \quad (5.8)$$

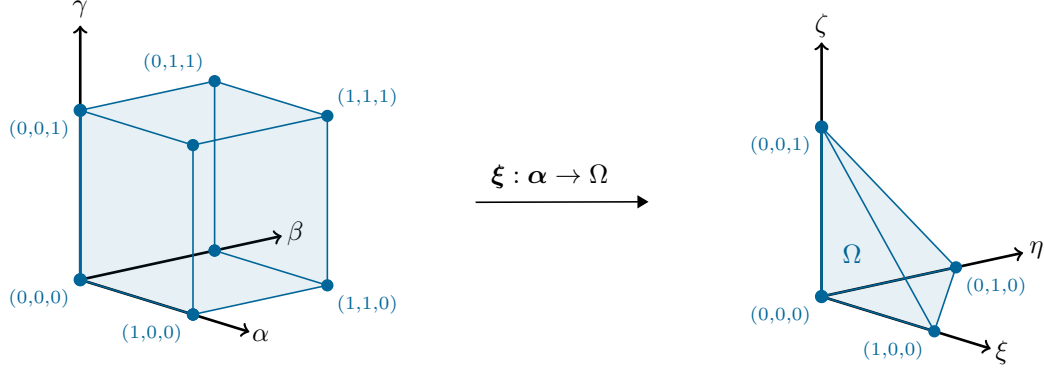


Figure 5.2: Duffy mapping of the unit hexahedron to the unit tetrahedron.

leads to an intrinsic factorization via univariate Bernstein base functions, which allow for fast evaluations using sum factorization [1]. Further, since the pair  $b_j^{p-i}(\beta)b_k^{p-i-j}(\gamma)$  spans a Bézier triangle, it is clear that the multiplication with  $b_i^p(\alpha)$  interpolates between that triangle and a point in space, effectively spanning a tetrahedron. In order to compute gradients the chain rule is employed with respect to the Duffy transformation

$$\begin{aligned} \nabla_{\xi} b_{ijk}^p &= (D_{\alpha} \xi)^{-T} \nabla_{\alpha} b_{ijk}^p, & D_{\alpha} \xi &= \begin{bmatrix} 1 & 0 & 0 \\ -\beta & 1-\alpha & 0 \\ (\beta-1)\gamma & (\alpha-1)\gamma & (1-\alpha)(1-\beta) \end{bmatrix}, \\ (D_{\alpha} \xi)^{-T} &= \frac{1}{(1-\alpha)(1-\beta)} \begin{bmatrix} (1-\alpha)(1-\beta) & (1-\beta)\beta & \gamma \\ 0 & 1-\beta & \gamma \\ 0 & 0 & 1 \end{bmatrix}. \end{aligned} \quad (5.9)$$

We use dual numbers to compute the derivative of each Bernstein base function and construct the  $\alpha$ -gradient

$$\nabla_{\alpha} b_{ijk}^p(\alpha, \beta, \gamma) = \begin{bmatrix} b_j^{p-i} b_k^{p-i-j} \frac{d}{d\alpha} b_i^p \\ b_i^p b_k^{p-i-j} \frac{d}{d\beta} b_j^{p-i} \\ b_i^p b_j^{p-i} \frac{d}{d\gamma} b_k^{p-i-j} \end{bmatrix}. \quad (5.10)$$

The Duffy transformation results in the optimal order of traversal of the base functions depicted in Fig. 5.3. Note that the traversal order agrees with the oriental definitions introduced in [52] and each oriented face has the same order of traversal as the triangle Fig. 4.5. We relate the base functions to their respective polytopes using the index triplets.

**Observation 5.1** (Tetrahedron base functions)

The polytope of each base function  $b_{ijk}^p(\xi, \eta, \zeta)$  is determined as follows.

- the indices  $(0, 0, 0)$ ,  $(0, 0, p)$ ,  $(0, p, 0)$  and  $(p, 0, 0)$  represent the respective vertex base functions;
- the first edge is associated with the triplet  $(0, 0, k)$  where  $0 < k < p$ , the second with  $(0, j, 0)$  where  $0 < j < p$  and the third with  $(i, 0, 0)$  where  $0 < i < p$ . The slated edges are given by  $(0, j, p-j)$  with  $0 < j < p$ ,  $(i, 0, p-i)$  with  $0 < i < p$  and  $(i, p-i, 0)$  with  $0 < i < p$ , respectively;
- the base functions of the first face are given by  $(0, j, k)$  with  $0 < j < p$  and  $0 < k < p-j$ . The second face is associated with the base functions given by the triplets  $(i, 0, k)$  with  $0 < i < p$  and  $0 < k < p-i$ . The base functions of the third face are related to the indices  $(i, j, 0)$  with  $0 < i < p$  and  $0 < j < p-i$ . Lastly, the base functions of the slated face are given by  $(i, j, p-i-j)$  with  $0 < i < p$  and  $0 < j < p-i$ ;
- the remaining indices correspond to the cell base functions.

Examples of Bézier base functions on their respective polytopes are depicted in Fig. 5.4.

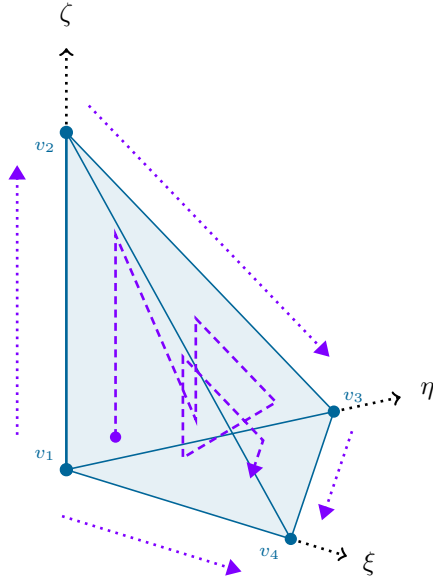


Figure 5.3: Order of traversal of tetrahedral Bézier base functions on the unit tetrahedron. The traversal order on each face agrees with an orientation of the vertices  $f_{ijk} = \{v_i, v_j, v_k\}$  such that  $i < j < k$ . The traversal order on each edge is from the lower index vertex to the higher index vertex.

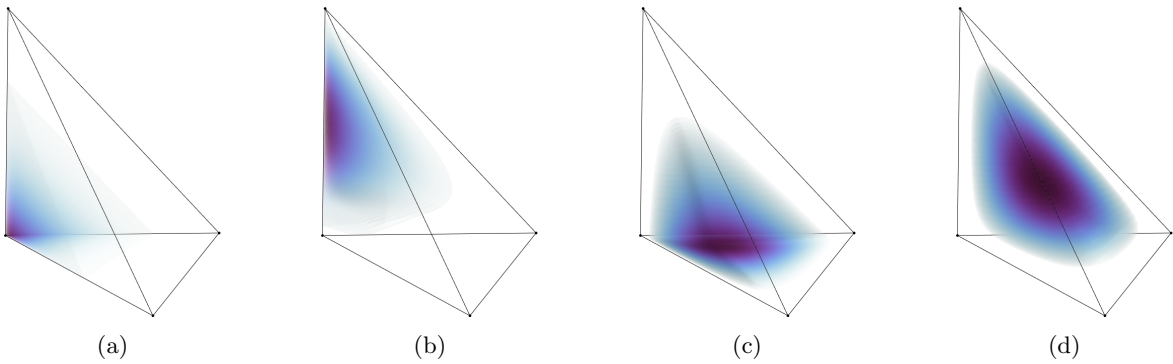


Figure 5.4: Quartic Bézier vertex (a), edge (b), face (c), and cell (c) base functions on the reference tetrahedron.

## 5.2 Nédélec elements of the second type

The Bézier polynomial space is split according to the polytopes of the reference tetrahedron

$$\mathcal{B}^p(\Omega) = \left\{ \bigoplus_{i=1}^4 \mathcal{V}_i^p(\Omega) \right\} \oplus \left\{ \bigoplus_{j \in \mathcal{J}} \mathcal{E}_j^p(\Omega) \right\} \oplus \left\{ \bigoplus_{k \in \mathcal{K}} \mathcal{F}_k^p(\Omega) \right\} \oplus \mathcal{C}_{1234}^p(\Omega),$$

$$\mathcal{J} = \{(1, 2), (1, 3), (1, 4), (2, 3), (2, 4), (3, 4)\}, \quad \mathcal{K} = \{(1, 2, 3), (1, 2, 4), (1, 3, 4), (2, 3, 4)\}, \quad (5.11)$$

where  $\mathcal{V}_i^p$  are the sets of vertex base functions,  $\mathcal{E}_j^p$  are the sets of edge base functions,  $\mathcal{F}_k^p$  are the sets of face base functions and  $\mathcal{C}_{1234}^p$  is the set of cell base functions. We apply the template sets from [50]

$$\begin{aligned} \mathcal{T}_1 &= \{\mathbf{e}_3, \mathbf{e}_2, \mathbf{e}_1\}, & \mathcal{T}_2 &= \{\mathbf{e}_1 + \mathbf{e}_2 + \mathbf{e}_3, \mathbf{e}_2, \mathbf{e}_1\}, & \mathcal{T}_3 &= \{\mathbf{e}_1 + \mathbf{e}_2 + \mathbf{e}_3, -\mathbf{e}_3, \mathbf{e}_1\}, \\ \mathcal{T}_4 &= \{\mathbf{e}_1 + \mathbf{e}_2 + \mathbf{e}_3, -\mathbf{e}_3, -\mathbf{e}_2\}, & \mathcal{T}_{12} &= \{\mathbf{e}_3, -\mathbf{e}_2, -\mathbf{e}_1\}, & \mathcal{T}_{13} &= \{\mathbf{e}_2, \mathbf{e}_3, -\mathbf{e}_1\}, \\ \mathcal{T}_{14} &= \{\mathbf{e}_1, \mathbf{e}_3, \mathbf{e}_2\}, & \mathcal{T}_{23} &= \{\mathbf{e}_2, \mathbf{e}_1 + \mathbf{e}_2 + \mathbf{e}_3, -\mathbf{e}_1\}, & \mathcal{T}_{24} &= \{\mathbf{e}_1, \mathbf{e}_1 + \mathbf{e}_2 + \mathbf{e}_3, \mathbf{e}_2\}, \\ \mathcal{T}_{34} &= \{\mathbf{e}_1, \mathbf{e}_1 + \mathbf{e}_2 + \mathbf{e}_3, -\mathbf{e}_3\}, & \mathcal{T}_{123} &= \{\mathbf{e}_3, \mathbf{e}_2, -\mathbf{e}_1\}, & \mathcal{T}_{124} &= \{\mathbf{e}_3, \mathbf{e}_1, \mathbf{e}_2\}, \\ \mathcal{T}_{134} &= \{\mathbf{e}_2, \mathbf{e}_1, -\mathbf{e}_3\}, & \mathcal{T}_{234} &= \{\mathbf{e}_2, \mathbf{e}_1, \mathbf{e}_1 + \mathbf{e}_2 + \mathbf{e}_3\}, & \mathcal{T}_{1234} &= \{\mathbf{e}_3, \mathbf{e}_2, \mathbf{e}_1\}, \end{aligned} \quad (5.12)$$

to span the Nédélec element of the second type

$$\mathcal{N}_{II}^p = \left\{ \bigoplus_{i=1}^4 \mathcal{V}_i^p \otimes \mathcal{T}_i \right\} \oplus \left\{ \bigoplus_{j \in \mathcal{J}} \mathcal{E}_j^p \otimes \mathcal{T}_j \right\} \oplus \left\{ \bigoplus_{k \in \mathcal{K}} \mathcal{F}_k^p \otimes \mathcal{T}_k \right\} \oplus \{\mathcal{C}_{1234}^p \otimes \mathcal{T}_{1234}\},$$

$$\mathcal{J} = \{(1, 2), (1, 3), (1, 4), (2, 3), (2, 4), (3, 4)\}, \quad \mathcal{K} = \{(1, 2, 3), (1, 2, 4), (1, 3, 4), (2, 3, 4)\}. \quad (5.13)$$

We can now define the Bézier-Nédélec element of the second type for arbitrary powers while inheriting optimal complexity.

**Definition 5.1** (Bézier-Nédélec II tetrahedral basis)

We define the base functions on the reference tetrahedron:

- on the edges the base functions read

$$\begin{aligned} e_{12} : & \quad \vartheta(\xi, \eta, \zeta) = b_{000}^p \mathbf{e}_3, & \vartheta(\xi, \eta, \zeta) &= b_{00p}^p (\mathbf{e}_1 + \mathbf{e}_2 + \mathbf{e}_3), \\ & \quad \vartheta(\xi, \eta, \zeta) = b_{00k}^p \mathbf{e}_3, \quad 0 < k < p, \\ e_{13} : & \quad \vartheta(\xi, \eta, \zeta) = b_{000}^p \mathbf{e}_2, & \vartheta(\xi, \eta, \zeta) &= b_{0p0}^p (\mathbf{e}_1 + \mathbf{e}_2 + \mathbf{e}_3), \\ & \quad \vartheta(\xi, \eta, \zeta) = b_{0j0}^p \mathbf{e}_2, \quad 0 < j < p, \\ e_{14} : & \quad \vartheta(\xi, \eta, \zeta) = b_{000}^p \mathbf{e}_1, & \vartheta(\xi, \eta, \zeta) &= b_{p00}^p (\mathbf{e}_1 + \mathbf{e}_2 + \mathbf{e}_3), \\ & \quad \vartheta(\xi, \eta, \zeta) = b_{i00}^p \mathbf{e}_1, \quad 0 < i < p, \\ e_{23} : & \quad \vartheta(\xi, \eta, \zeta) = b_{00p}^p \mathbf{e}_2, & \vartheta(\xi, \eta, \zeta) &= -b_{0p0}^p \mathbf{e}_3, \\ & \quad \vartheta(\xi, \eta, \zeta) = b_{0j,p-j}^p \mathbf{e}_2, \quad 0 < j < p, \\ e_{24} : & \quad \vartheta(\xi, \eta, \zeta) = b_{00p}^p \mathbf{e}_1, & \vartheta(\xi, \eta, \zeta) &= -b_{p00}^p \mathbf{e}_3, \\ & \quad \vartheta(\xi, \eta, \zeta) = b_{i0,p-i}^p \mathbf{e}_1, \quad 0 < i < p, \\ e_{34} : & \quad \vartheta(\xi, \eta, \zeta) = b_{0p0}^p \mathbf{e}_1, & \vartheta(\xi, \eta, \zeta) &= -b_{p00}^p \mathbf{e}_2, \\ & \quad \vartheta(\xi, \eta, \zeta) = b_{i,p-i,0}^p \mathbf{e}_1, \quad 0 < i < p, \end{aligned} \quad (5.14)$$

where the first two base functions on each edge are the vertex-edge base functions;

- the face base functions are given by

$$\begin{aligned}
f_{123} : \quad & \vartheta(\xi, \eta, \zeta) = -b_{00k}^p \mathbf{e}_2, & 0 < k < p, \\
& \vartheta(\xi, \eta, \zeta) = b_{0j0}^p \mathbf{e}_3, & 0 < j < p, \\
& \vartheta(\xi, \eta, \zeta) = b_{0j,p-j}^p (\mathbf{e}_1 + \mathbf{e}_2 + \mathbf{e}_3), & 0 < j < p, \\
& \vartheta(\xi, \eta, \zeta) = b_{0jk}^p \mathbf{e}_3, & 0 < j < p, \quad 0 < k < p-j, \\
& \vartheta(\xi, \eta, \zeta) = b_{0jk}^p \mathbf{e}_2, & 0 < j < p, \quad 0 < k < p-j, \\
f_{124} : \quad & \vartheta(\xi, \eta, \zeta) = -b_{00k}^p \mathbf{e}_1, & 0 < k < p, \\
& \vartheta(\xi, \eta, \zeta) = b_{i00}^p \mathbf{e}_3, & 0 < i < p, \\
& \vartheta(\xi, \eta, \zeta) = b_{i0,p-i}^p (\mathbf{e}_1 + \mathbf{e}_2 + \mathbf{e}_3), & 0 < i < p, \\
& \vartheta(\xi, \eta, \zeta) = b_{i0k}^p \mathbf{e}_3, & 0 < i < p, \quad 0 < k < p-i, \\
& \vartheta(\xi, \eta, \zeta) = b_{i0k}^p \mathbf{e}_1, & 0 < i < p, \quad 0 < k < p-i, \\
f_{134} : \quad & \vartheta(\xi, \eta, \zeta) = -b_{0j0}^p \mathbf{e}_1, & 0 < j < p, \\
& \vartheta(\xi, \eta, \zeta) = b_{i00}^p \mathbf{e}_2, & 0 < i < p, \\
& \vartheta(\xi, \eta, \zeta) = b_{i,p-i,0}^p (\mathbf{e}_1 + \mathbf{e}_2 + \mathbf{e}_3), & 0 < i < p, \\
& \vartheta(\xi, \eta, \zeta) = b_{ij0}^p \mathbf{e}_2, & 0 < i < p, \quad 0 < j < p-i, \\
& \vartheta(\xi, \eta, \zeta) = b_{ij0}^p \mathbf{e}_1, & 0 < i < p, \quad 0 < j < p-i, \\
f_{234} : \quad & \vartheta(\xi, \eta, \zeta) = -b_{0j,p-j}^p \mathbf{e}_1, & 0 < j < p, \\
& \vartheta(\xi, \eta, \zeta) = b_{i0,p-i}^p \mathbf{e}_2, & 0 < i < p, \\
& \vartheta(\xi, \eta, \zeta) = -b_{i,p-i,0}^p \mathbf{e}_3, & 0 < i < p, \\
& \vartheta(\xi, \eta, \zeta) = b_{ij,p-i-j}^p \mathbf{e}_2, & 0 < i < p, \quad 0 < j < p-i, \\
& \vartheta(\xi, \eta, \zeta) = b_{ij,p-i-j}^p \mathbf{e}_1, & 0 < i < p, \quad 0 < j < p-i,
\end{aligned} \tag{5.15}$$

where the first three formulas for each face are the edge-face base functions;

- finally, the cell base functions read

$$\begin{aligned}
c_{1234} : \quad & \vartheta(\xi, \eta, \zeta) = -b_{0jk}^p \mathbf{e}_1, & 0 < j < p, \quad 0 < k < p-j, \\
& \vartheta(\xi, \eta, \zeta) = b_{i0k}^p \mathbf{e}_2, & 0 < i < p, \quad 0 < k < p-i, \\
& \vartheta(\xi, \eta, \zeta) = -b_{ij0}^p \mathbf{e}_3, & 0 < i < p, \quad 0 < j < p-i, \\
& \vartheta(\xi, \eta, \zeta) = b_{ij,p-i-j}^p (\mathbf{e}_1 + \mathbf{e}_2 + \mathbf{e}_3), & 0 < i < p, \quad 0 < j < p-i, \\
& \vartheta(\xi, \eta, \zeta) = b_{ijk}^p \mathbf{e}_3, & 0 < i < p, \quad 0 < j < p-i, \quad 0 < k < p-i-j, \\
& \vartheta(\xi, \eta, \zeta) = b_{ijk}^p \mathbf{e}_2, & 0 < i < p, \quad 0 < j < p-i, \quad 0 < k < p-i-j, \\
& \vartheta(\xi, \eta, \zeta) = b_{ijk}^p \mathbf{e}_1, & 0 < i < p, \quad 0 < j < p-i, \quad 0 < k < p-i-j,
\end{aligned} \tag{5.16}$$

where the first four formulas are the face-cell base functions.

### 5.3 Nédélec elements of the first type

In order to construct the Nédélec element of first type on tetrahedra we introduce the template sets

$$\begin{aligned}
\mathcal{T}_1 &= \{\vartheta_4^I, \vartheta_5^I, \vartheta_6^I\}, & \mathcal{T}_2 &= \{-\vartheta_2^I, -\vartheta_3^I, \vartheta_6^I\}, & \mathcal{T}_3 &= \{-\vartheta_3^I, -\vartheta_5^I\}, \\
\mathcal{T}_{12} &= \{\vartheta_4^I - \vartheta_2^I, \vartheta_5^I - \vartheta_3^I\}, & \mathcal{T}_{13} &= \{\vartheta_1^I + \vartheta_4^I, \vartheta_6^I - \vartheta_3^I\}, & \mathcal{T}_{14} &= \{\vartheta_1^I + \vartheta_5^I, \vartheta_2^I + \vartheta_6^I\}, \\
\mathcal{T}_{23} &= \{\vartheta_1^I - \vartheta_2^I, \vartheta_6^I - \vartheta_5^I\}, & \mathcal{T}_{24} &= \{\vartheta_1^I - \vartheta_3^I, \vartheta_4^I + \vartheta_6^I\}, & \mathcal{T}_{34} &= \{\vartheta_2^I - \vartheta_3^I, \vartheta_4^I - \vartheta_5^I\}, \\
\mathcal{T}_{123} &= \{\vartheta_1^I - \vartheta_2^I + \vartheta_4^I\}, & \mathcal{T}_{124} &= \{\vartheta_1^I - \vartheta_3^I + \vartheta_5^I\}, & \mathcal{T}_{134} &= \{\vartheta_2^I - \vartheta_3^I + \vartheta_6^I\}, \\
\mathcal{T}_{234} &= \{\vartheta_4^I - \vartheta_5^I + \vartheta_6^I\}, & & & &
\end{aligned} \tag{5.17}$$

which are based on the lowest order Nédélec base functions on the unit tetrahedron

$$\begin{aligned} \boldsymbol{\vartheta}_1(\xi, \eta, \zeta) &= \begin{bmatrix} \zeta \\ \zeta \\ 1 - \xi - \eta \end{bmatrix}, & \boldsymbol{\vartheta}_2(\xi, \eta, \zeta) &= \begin{bmatrix} \eta \\ 1 - \xi - \zeta \\ \eta \end{bmatrix}, & \boldsymbol{\vartheta}_3(\xi, \eta, \zeta) &= \begin{bmatrix} 1 - \eta - \zeta \\ \xi \\ \xi \end{bmatrix}, \\ \boldsymbol{\vartheta}_4(\xi, \eta, \zeta) &= \begin{bmatrix} 0 \\ \zeta \\ -\eta \end{bmatrix}, & \boldsymbol{\vartheta}_5(\xi, \eta, \zeta) &= \begin{bmatrix} \zeta \\ 0 \\ -\xi \end{bmatrix}, & \boldsymbol{\vartheta}_6(\xi, \eta, \zeta) &= \begin{bmatrix} \eta \\ -\xi \\ 0 \end{bmatrix}. \end{aligned} \quad (5.18)$$

For the non-gradient cell functions we use the construction introduced in [2]

$$\mathcal{R}^p = \left\{ (p+1)b_{i-e_j}^p \nabla \lambda_j - \frac{i_j}{p+1} \nabla_\xi b_i^{p+1} \mid i \in \mathcal{I}_o \right\}, \quad (5.19)$$

where  $\mathcal{I}_o$  is the set of multi-indices of cell functions,  $e_j$  is the unit multi-index with the value one at position  $j$  and  $i_j$  is the value of the  $i$ -multi-index at position  $j$ . Note that only the first term in the cell functions is required to span the next space in the sequence due to

$$\text{curl} \left( [p+1]b_{i-e_j}^p \nabla_\xi \lambda_j - \frac{i_j}{p+1} \nabla_\xi b_i^{p+1} \right) = \text{curl}([p+1]b_{i-e_j}^p \nabla_\xi \lambda_j). \quad (5.20)$$

However, without the added gradient the function would not belong to  $[P^p]^3 \oplus \boldsymbol{\xi} \times [\tilde{P}]^3$  and consequently, would not be part of the Nédélec space. By limiting  $\mathcal{R}^p$  to  $\mathcal{R}_*^p$  such that  $\mathcal{R}_*^p$  contains only the surface permutations with  $\nabla \lambda_j = \mathbf{e}_j$  and the cell permutations with  $j \in \{1, 2\}$ , one retrieves the necessary base functions. The sum of the lowest order Nédélec base functions, the template base functions, gradient base functions, and the non-gradient cell base functions yields exactly  $(p+4)(p+3)(p+1)/2$ , thus satisfying the required dimensionality of the Nédélec space. The complete space reads

$$\begin{aligned} \mathcal{N}_I^p &= \mathcal{N}_I^0 \oplus \left\{ \bigoplus_{i \in \mathcal{I}} \nabla \mathcal{E}_i^{p+1} \right\} \oplus \left\{ \bigoplus_{j \in \mathcal{J}} \nabla \mathcal{F}_j^{p+1} \right\} \oplus \nabla \mathcal{C}_{1234}^{p+1} \oplus \left\{ \bigoplus_{k=1}^3 \mathcal{V}_k^p \otimes \mathcal{T}_k \right\} \oplus \left\{ \bigoplus_{i \in \mathcal{I}} \mathcal{E}_i^p \otimes \mathcal{T}_i \right\} \\ &\oplus \left\{ \bigoplus_{j \in \mathcal{J}} \mathcal{F}_j^p \otimes \mathcal{T}_j \right\} \oplus \mathcal{R}_*^{p+1}, \quad \mathcal{I} = \{(1, 2), (1, 3), (1, 4), (2, 3), (2, 4), (3, 4)\}, \\ &\quad \mathcal{J} = \{(1, 2, 3), (1, 2, 4), (1, 3, 4), (2, 3, 4)\}. \end{aligned} \quad (5.21)$$

Here, the Bézier basis is used to construct the higher order Nédélec base functions of the first type.

**Definition 5.2** (Bézier-Nédélec I tetrahedral basis)

The base functions are defined on the reference tetrahedron:

- for the edges we use the lowest order base functions from Eq. (5.18). The remaining edge base functions are given by the gradients

$$\begin{aligned} e_{12} : & \quad \boldsymbol{\vartheta}(\xi, \eta, \zeta) = \boldsymbol{\vartheta}_1^I, \\ & \quad \boldsymbol{\vartheta}(\xi, \eta, \zeta) = \nabla_\xi b_{00k}^{p+1}, & 0 < k < p+1, \\ e_{13} : & \quad \boldsymbol{\vartheta}(\xi, \eta, \zeta) = \boldsymbol{\vartheta}_2^I, \\ & \quad \boldsymbol{\vartheta}(\xi, \eta, \zeta) = \nabla_\xi b_{0j0}^{p+1}, & 0 < j < p+1, \\ e_{14} : & \quad \boldsymbol{\vartheta}(\xi, \eta, \zeta) = \boldsymbol{\vartheta}_3^I, \\ & \quad \boldsymbol{\vartheta}(\xi, \eta, \zeta) = \nabla_\xi b_{i00}^{p+1}, & 0 < i < p+1, \\ e_{23} : & \quad \boldsymbol{\vartheta}(\xi, \eta, \zeta) = \boldsymbol{\vartheta}_4^I, \\ & \quad \boldsymbol{\vartheta}(\xi, \eta, \zeta) = \nabla_\xi b_{0j,p+1-j}^{p+1}, & 0 < j < p+1, \\ e_{24} : & \quad \boldsymbol{\vartheta}(\xi, \eta, \zeta) = \boldsymbol{\vartheta}_5^I, \\ & \quad \boldsymbol{\vartheta}(\xi, \eta, \zeta) = \nabla_\xi b_{i0,p+1-i}^{p+1}, & 0 < i < p+1, \\ e_{34} : & \quad \boldsymbol{\vartheta}(\xi, \eta, \zeta) = \boldsymbol{\vartheta}_6^I, \\ & \quad \boldsymbol{\vartheta}(\xi, \eta, \zeta) = \nabla_\xi b_{00k}^{p+1}, & 0 < k < p+1; \end{aligned} \quad (5.22)$$

- on faces we employ both template base functions and gradients

$$\begin{aligned}
f_{123} : \quad & \vartheta(\xi, \eta, \zeta) = b_{000}^p \vartheta_4^I, \\
& \vartheta(\xi, \eta, \zeta) = -b_{00p}^p \vartheta_2^I, \\
& \vartheta(\xi, \eta, \zeta) = b_{00k}^p (\vartheta_4^I - \vartheta_2^I), & 0 < k < p, \\
& \vartheta(\xi, \eta, \zeta) = b_{0j0}^p (\vartheta_1^I + \vartheta_4^I), & 0 < j < p, \\
& \vartheta(\xi, \eta, \zeta) = b_{0j,p-j}^p (\vartheta_1^I - \vartheta_2^I), & 0 < j < p, \\
& \vartheta(\xi, \eta, \zeta) = b_{0jk}^p (\vartheta_1^I - \vartheta_2^I + \vartheta_4^I), & 0 < j < p, \quad 0 < k < p - j, \\
& \vartheta(\xi, \eta, \zeta) = \nabla_\xi b_{0jk}^{p+1}, & 0 < j < p + 1, \quad 0 < k < p + 1 - j, \\
f_{124} : \quad & \vartheta(\xi, \eta, \zeta) = b_{000}^p \vartheta_5^I, \\
& \vartheta(\xi, \eta, \zeta) = -b_{00p}^p \vartheta_3^I, \\
& \vartheta(\xi, \eta, \zeta) = b_{00k}^p (\vartheta_5^I - \vartheta_3^I), & 0 < k < p, \\
& \vartheta(\xi, \eta, \zeta) = b_{i00}^p (\vartheta_1^I + \vartheta_5^I), & 0 < i < p, \\
& \vartheta(\xi, \eta, \zeta) = b_{i0,p-i}^p (\vartheta_1^I - \vartheta_3^I), & 0 < i < p, \\
& \vartheta(\xi, \eta, \zeta) = b_{i0k}^p (\vartheta_1^I - \vartheta_3^I + \vartheta_5^I), & 0 < i < p, \quad 0 < k < p - i, \\
& \vartheta(\xi, \eta, \zeta) = \nabla_\xi b_{i0k}^{p+1}, & 0 < i < p + 1, \quad 0 < k < p + 1 - i, \\
f_{134} : \quad & \vartheta(\xi, \eta, \zeta) = b_{000}^p \vartheta_6^I, \\
& \vartheta(\xi, \eta, \zeta) = -b_{0p0}^p \vartheta_3^I, \\
& \vartheta(\xi, \eta, \zeta) = b_{0j0}^p (\vartheta_6^I - \vartheta_3^I), & 0 < j < p, \\
& \vartheta(\xi, \eta, \zeta) = b_{i00}^p (\vartheta_2^I + \vartheta_6^I), & 0 < i < p, \\
& \vartheta(\xi, \eta, \zeta) = b_{i,p-i,0}^p (\vartheta_2^I - \vartheta_3^I), & 0 < i < p, \\
& \vartheta(\xi, \eta, \zeta) = b_{ij0}^p (\vartheta_2^I - \vartheta_3^I + \vartheta_6^I), & 0 < i < p, \quad 0 < j < p - i, \\
& \vartheta(\xi, \eta, \zeta) = \nabla_\xi b_{ij0}^{p+1}, & 0 < i < p + 1, \quad 0 < j < p + 1 - i, \\
f_{234} : \quad & \vartheta(\xi, \eta, \zeta) = b_{00p}^p \vartheta_6^I, \\
& \vartheta(\xi, \eta, \zeta) = -b_{0p0}^p \vartheta_5^I, \\
& \vartheta(\xi, \eta, \zeta) = b_{0j,p-j}^p (\vartheta_6^I - \vartheta_5^I), & 0 < j < p, \\
& \vartheta(\xi, \eta, \zeta) = b_{i0,p-i}^p (\vartheta_4^I + \vartheta_6^I), & 0 < i < p, \\
& \vartheta(\xi, \eta, \zeta) = b_{i,p-i,0}^p (\vartheta_4^I - \vartheta_5^I), & 0 < i < p, \\
& \vartheta(\xi, \eta, \zeta) = b_{ij,p-i-j}^p (\vartheta_4^I - \vartheta_5^I + \vartheta_6^I), & 0 < i < p, \quad 0 < j < p - i, \\
& \vartheta(\xi, \eta, \zeta) = \nabla_\xi b_{ij,p-i,j}^{p+1}, & 0 < i < p + 1, \quad 0 < j < p + 1 - i; \tag{5.23}
\end{aligned}$$

- the cell base functions read

$$\begin{aligned}
c_{1234} : \quad & \vartheta(\xi, \eta, \zeta) = (p+2)b_{i-1,jk}^{p+1} \mathbf{e}_1 - \frac{i}{p+2} \nabla_\xi b_{ijk}^{p+2}, & 0 < i < p + 2, \\
& & 0 < j < p + 2 - i, \\
& & 0 < k < p + 2 - i - j, \\
& \vartheta(\xi, \eta, \zeta) = (p+2)b_{i,j-1,k}^{p+1} \mathbf{e}_2 - \frac{j}{p+2} \nabla_\xi b_{ijk}^{p+2}, & 0 < i < p + 2, \\
& & 0 < j < p + 2 - i, \\
& & 0 < k < p + 2 - i - j, \\
& \vartheta(\xi, \eta, \zeta) = (p+2)b_{ij0}^{p+1} \mathbf{e}_3 - \frac{1}{p+2} \nabla_\xi b_{ij1}^{p+2}, & 0 < i < p + 2, \\
& & 0 < j < p + 2 - i, \\
& \vartheta(\xi, \eta, \zeta) = \nabla_\xi b_{ijk}^{p+1}, & 0 < i < p + 1, \\
& & 0 < j < p + 1 - i, \\
& & 0 < k < p + 1 - i - j. \tag{5.24}
\end{aligned}$$

## 6 Numerical quadrature

Although the base functions are expressed using  $(\alpha, \beta, \gamma)$  the domain is either the reference triangle or the reference tetrahedron, which require fewer quadrature points than their counterparts given by the Duffy transformation (quad or hexahedron). As such, we employ a mixture of the efficient quadrature points introduced in [14, 19, 39, 56, 57] for triangles and tetrahedra, where we avoid quadrature schemes with points on the edges or faces of the reference domain due to the recursion formula of the Bernstein polynomials Eq. (3.8). The quadrature points are mapped to their equivalent expression in  $(\alpha, \beta, \gamma)$ . Consequently, the integration over the reference triangle or tetrahedron reads

$$\begin{aligned} \int_{A_e} f(x, y) \, dA &= \int_{\Gamma} (f \circ (\xi, \eta))(\alpha, \beta) |\det \mathbf{J}| \, d\Gamma, \\ \int_{V_e} f(x, y, z) \, dV &= \int_{\Omega} (f \circ (\xi, \eta, \zeta))(\alpha, \beta, \gamma) |\det \mathbf{J}| \, d\Omega. \end{aligned} \quad (6.1)$$

For the lower order elements we use the Lagrangian-Nédélec construction from [52, 53].

## 7 Boundary conditions

The degrees of freedom in [12] commute between the continuous and discrete spaces. As such, they allow to exactly satisfy the consistent coupling condition [11]. We note that the functionals can be viewed as a hierarchical system of Dirichlet boundary problems. In the case of hierarchical base functions [58], they can be solved independently. However, here the boundary value of each polytope is required in advance due to the non-hierarchical nature of Bernstein polynomials. In other words, one must first solve the problem for vertices, then for edges, afterwards for faces, and finally for the cell. In our case the degrees of freedom for the cell are irrelevant since a cell is never part of the boundary.

### 7.1 Boundary vertices

The finite element mesh identifies each vertex with a tuple of coordinates. It suffices to evaluate the displacement field at the vertex

$$u_i^d = \tilde{u} \Big|_{\mathbf{x}_i}. \quad (7.1)$$

If the field is vectorial, each component is evaluated at the designated vertex. The boundary conditions of the microdistortion field are associated with tangential projections and as such do not have vertex-type degrees of freedom. This is the case since a vertex does not define a unique tangential plane.

### 7.2 Boundary edges

The edge functionals from [12] for the  $H^1$ -conforming subspace

$$l_{ij}(u) = \int_{s_i} \frac{\partial q_j}{\partial s} \frac{\partial u}{\partial s} \, ds, \quad q \in P^p(s), \quad (7.2)$$

can be reformulated for a reference edge on a unit domain  $\alpha \in [0, 1]$ . We parametrize the edge via

$$\mathbf{x}(\alpha) = (1 - \alpha)\mathbf{x}_1 + \alpha\mathbf{x}_2. \quad (7.3)$$

As such, the following relation exists between the unit parameter and the arc-length parameter

$$\mathbf{t} = \frac{d}{d\alpha} \mathbf{x} = \mathbf{x}_2 - \mathbf{x}_1, \quad ds = \|d\mathbf{x}\| = \|\mathbf{x}_2 - \mathbf{x}_1\| d\alpha = \|\mathbf{t}\| d\alpha. \quad (7.4)$$



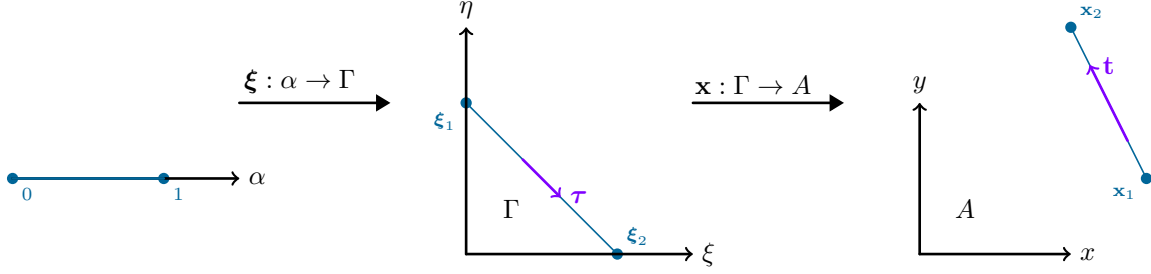


Figure 7.1: Barycentric mapping of edges from the unit domain to the reference triangle and onto the physical domain.

By the chain rule we find

$$\frac{du}{ds} = \frac{du}{d\alpha} \frac{d\alpha}{ds} = \|\mathbf{t}\|^{-1} \frac{du}{d\alpha}, \quad (7.5)$$

for some function  $u$ . On edges, the test and trial functions are Bernstein polynomials parametrized by the unit domain. The function representing the boundary condition  $\tilde{u}(\mathbf{x})$  however, is parametrized by the Cartesian coordinates of the physical space. We find its derivative with respect to the arc-length parameter by observing

$$\frac{d}{ds} \tilde{u} = \left\langle \frac{d}{ds} \mathbf{x}, \nabla_x \tilde{u} \right\rangle. \quad (7.6)$$

The derivative of the coordinates with respect to the arc-length is simply the normed tangent vector

$$\frac{d}{ds} \mathbf{x} = \frac{d\mathbf{x}}{d\alpha} \frac{d\alpha}{ds} = \|\mathbf{t}\|^{-1} \mathbf{t}. \quad (7.7)$$

Consequently, the edge boundary condition is given by

$$\begin{aligned} \int_{s_i} \frac{\partial q_j}{\partial s} \frac{\partial u}{\partial s} ds &= \int_0^1 \left( \|\mathbf{t}\|^{-1} \frac{dq_j}{d\alpha} \right) \left( \|\mathbf{t}\|^{-1} \frac{du}{d\alpha} \right) \|\mathbf{t}\| d\alpha \\ &= \int_0^1 \left( \|\mathbf{t}\|^{-1} \frac{dq_j}{d\alpha} \right) \langle \|\mathbf{t}\|^{-1} \mathbf{t}, \nabla_x \tilde{u} \rangle \|\mathbf{t}\| d\alpha = \int_{s_i} \frac{\partial q_j}{\partial s} \frac{\partial \tilde{u}}{\partial s} ds \quad \forall q_j \in P^p(\alpha), \end{aligned} \quad (7.8)$$

and can be solved by assembling the stiffness matrix of the edge and the load vector induced by the prescribed displacement field  $\tilde{u}$ , representing volume forces

$$k_{ij} = \int_0^1 \left( \|\mathbf{t}\|^{-1} \frac{dn_i}{d\alpha} \right) \left( \|\mathbf{t}\|^{-1} \frac{dn_j}{d\alpha} \right) \|\mathbf{t}\| d\alpha, \quad f_i = \int_0^1 \langle \|\mathbf{t}\|^{-1} \mathbf{t}, \nabla_x \tilde{u} \rangle \left( \|\mathbf{t}\|^{-1} \frac{dn_i}{d\alpha} \right) \|\mathbf{t}\| d\alpha. \quad (7.9)$$

Next we consider the Dirichlet boundary conditions for the microdistortion with the Nédélec space of the second type  $\mathcal{N}_{II}$ . The problem reads

$$\int_{s_i} q_j \langle \mathbf{t}, \mathbf{p} \rangle ds = \int_{s_i} q_j \langle \mathbf{t}, \nabla_x \tilde{u} \rangle ds \quad \forall q_j \in P^p(s_i). \quad (7.10)$$

Observe that on the edge the test functions  $q_j$  are chosen to be the Bernstein polynomials. Further, by the polytopal template construction of the  $\mathcal{N}_{II}$ -space there holds  $\langle \mathbf{t}, \boldsymbol{\theta}_i \rangle_s = n_i(\alpha)$ . Therefore, the components of the corresponding stiffness matrix and load vectors read

$$k_{ij} = \int_0^1 n_i n_j \|\mathbf{t}\| d\alpha, \quad f_i = \int_0^1 n_i \langle \mathbf{t}, \nabla_x \tilde{u} \rangle \|\mathbf{t}\| d\alpha. \quad (7.11)$$

Note that in order to maintain the exactness property, the degree of the Nédélec spaces  $\mathcal{N}_I^p, \mathcal{N}_{II}^p$  is always one less than the degree of the subspace  $\mathcal{B}^{p+1}$ .

Lastly, we consider the Nédélec element of the first type. The problem is given by

$$\int_{s_i} q_j \langle \mathbf{t}, \mathbf{p} \rangle ds = \int_{s_i} q_j \langle \mathbf{t}, \nabla_x \tilde{u} \rangle ds \quad \forall q_j \in P^p(s_i). \quad (7.12)$$

We define

$$q_i = \frac{d}{d\alpha} n_i^{p+1}, \quad (7.13)$$

and observe that on the edges the Nédélec base functions yield

$$\langle \mathbf{t}, \boldsymbol{\theta}_j \rangle = \langle \mathbf{t}, \nabla_x n_j^{p+1} \rangle = \frac{d}{d\alpha} n_j^{p+1}. \quad (7.14)$$

Therefore, the components of the stiffness matrix and the load vector result in

$$k_{ij} = \int_0^1 \frac{dn_i^{p+1}}{d\alpha} \frac{dn_j^{p+1}}{d\alpha} \|\mathbf{t}\| d\alpha, \quad f_i = \int_0^1 \frac{dn_i^{p+1}}{d\alpha} \langle \mathbf{t}, \nabla_x \tilde{u} \rangle \|\mathbf{t}\| d\alpha. \quad (7.15)$$

### 7.3 Boundary faces

We start with the face boundary condition for the  $H^1$ -conforming subspace. The problem reads

$$\int_{A_i} \langle \nabla_f q_j, \nabla_f u \rangle dA = \int_{A_i} \langle \nabla_f q_j, \nabla_f \tilde{u} \rangle dA \quad \forall q_j \in P^p(A_i). \quad (7.16)$$

The surface is parameterized by the barycentric mapping from the unit triangle  $\Gamma = \{(\xi, \eta) \in [0, 1]^2 \mid \xi + \eta \leq 1\}$ . The surface gradient is given by

$$\nabla_f \tilde{u} = \nabla_x \tilde{u} - \frac{1}{\|\mathbf{n}\|^2} \langle \nabla_x \tilde{u}, \mathbf{n} \rangle \mathbf{n}, \quad (7.17)$$

where  $\mathbf{n}$  is the surface normal. The surface gradient can also be expressed via

$$\nabla_f u = \mathbf{e}^i \partial_i^x u = \mathbf{g}^\beta \partial_\beta^\xi u, \quad \beta \in \{1, 2\}, \quad (7.18)$$

where  $\partial_\beta^x$  are partial derivatives with respect to the physical coordinates,  $\partial_\beta^\xi$  are partial derivatives with respect to the reference domain and  $\mathbf{g}^\beta$  are the contravariant base vectors. The Einstein summation convention over corresponding indices is implied. The covariant base vectors are given by

$$\mathbf{g}_\beta = \frac{\partial \mathbf{x}}{\partial \xi^\beta}. \quad (7.19)$$

One can find the contravariant vector orthogonal to the surface by

$$\mathbf{g}^3 = \mathbf{n} = \mathbf{g}_1 \times \mathbf{g}_2. \quad (7.20)$$

We define the mixed transformation matrix

$$\mathbf{T} = [\mathbf{g}_1, \mathbf{g}_2, \mathbf{g}^3]. \quad (7.21)$$

Due to the orthogonality relation  $\langle \mathbf{g}_i, \mathbf{g}^j \rangle = \delta_i^j$  the transposed inverse of  $\mathbf{T}$  is clearly

$$\mathbf{T}^{-T} = [\mathbf{g}^1, \mathbf{g}^2, \mathbf{g}_3]. \quad (7.22)$$

Thus, we can compute the surface gradient of functions parametrized by the reference triangle via

$$\nabla_f u = [\mathbf{g}^1, \mathbf{g}^2] \nabla_\xi u = \mathbf{T}_*^{-T} \nabla_\xi u, \quad \mathbf{T}_*^{-T} = [\mathbf{g}^1, \mathbf{g}^2]. \quad (7.23)$$

Further, there holds the following relation between the physical surface and the reference surface

$$dA = \|\mathbf{n}\|d\Gamma = \|\mathbf{g}^3\|d\Gamma = \sqrt{\langle \mathbf{g}_1 \times \mathbf{g}_2, \mathbf{g}^3 \rangle} d\Gamma = \sqrt{\det \mathbf{T}} d\Gamma. \quad (7.24)$$

Consequently, we can write the components of the stiffness matrix and load vector as

$$\begin{aligned} k_{ij} &= \int_{\Gamma} \langle \mathbf{T}_*^{-T} \nabla_{\xi} n_i, \mathbf{T}_*^{-T} \nabla_{\xi} n_j \rangle \sqrt{\det \mathbf{T}} d\Gamma, \\ f_i &= \int_{\Gamma} \langle \mathbf{T}_*^{-T} \nabla_{\xi} n_i, \nabla_x \tilde{u} - (\det \mathbf{T})^{-1} \langle \nabla_x \tilde{u}, \mathbf{n} \rangle \mathbf{n} \rangle \sqrt{\det \mathbf{T}} d\Gamma = \int_{\Gamma} \langle \mathbf{T}_*^{-T} \nabla_{\xi} n_i, \nabla_x \tilde{u} \rangle \sqrt{\det \mathbf{T}} d\Gamma, \end{aligned} \quad (7.25)$$

with the orthogonality  $\langle \mathbf{g}^{\beta}, \mathbf{n} \rangle = 0$  for  $\beta \in \{1, 2\}$ .

In order to embed the consistent coupling boundary condition to the microdistortion we deviate from the degrees of freedom defined in [12] and apply the simpler  $H(\operatorname{div} \mathbf{R})$ -projection

$$\langle \mathbf{q}_i, \mathbf{p} \rangle_{H(\operatorname{div} \mathbf{R})} = \langle \mathbf{q}_i, \nabla_f \tilde{u} \rangle_{H(\operatorname{div} \mathbf{R})} \quad \forall \mathbf{q}_i \in \mathcal{N}_I^p(A) \quad \text{or} \quad \forall \mathbf{q}_i \in \mathcal{N}_{II}^p(A). \quad (7.26)$$

Due to  $\ker(\operatorname{curl}) = \nabla H^1$  the problem reduces to

$$\int_{A_i} \langle \mathbf{q}_j, \mathbf{p} \rangle + \langle \operatorname{curl}_{2D} \mathbf{q}_j, \operatorname{curl}_{2D} \mathbf{p} \rangle dA = \int_{A_i} \langle \mathbf{q}_j, \nabla_f \tilde{u} \rangle dA \quad \forall \mathbf{q}_j \in \mathcal{N}_I^p(A) \quad \text{or} \quad \forall \mathbf{q}_j \in \mathcal{N}_{II}^p(A). \quad (7.27)$$

We express the co- and contravariant Piola transformation from the two-dimensional reference domain to the three-dimensional physical domain using

$$\boldsymbol{\theta}_i = \mathbf{T}_*^{-T} \boldsymbol{\vartheta}_i, \quad \operatorname{div}_x \mathbf{R} \boldsymbol{\theta}_i = \frac{1}{\sqrt{\det \mathbf{T}}} \operatorname{div}_{\xi} \mathbf{R} \boldsymbol{\vartheta}_i. \quad (7.28)$$

Thus, the stiffness matrix components and load vector components read

$$\begin{aligned} k_{ij} &= \int_{\Gamma} \langle \mathbf{T}_*^{-T} \boldsymbol{\vartheta}_i, \mathbf{T}_*^{-T} \boldsymbol{\vartheta}_j \rangle + \langle (\det \mathbf{T})^{-1/2} \operatorname{div}_{\xi} \mathbf{R} \boldsymbol{\vartheta}_i, (\det \mathbf{T})^{-1/2} \operatorname{div}_{\xi} \mathbf{R} \boldsymbol{\vartheta}_j \rangle \sqrt{\det \mathbf{T}} d\Gamma, \\ f_i &= \int_{\Gamma} \langle \mathbf{T}_*^{-T} \boldsymbol{\vartheta}_i, \nabla_x \tilde{u} - (\det \mathbf{T})^{-1} \langle \nabla_x \tilde{u}, \mathbf{n} \rangle \mathbf{n} \rangle \sqrt{\det \mathbf{T}} d\Gamma = \int_{\Gamma} \langle \mathbf{T}_*^{-T} \boldsymbol{\vartheta}_i, \nabla_x \tilde{u} \rangle \sqrt{\det \mathbf{T}} d\Gamma, \end{aligned} \quad (7.29)$$

where we again make use of the orthogonality between the surface tangent vectors and its normal vector.

## 8 Numerical examples

In the following we test the finite element formulations with an artificial analytical solution in the antiplane shear model and with an analytical solution for an infinite plane under cylindrical bending in the three dimensional model. Finally, we benchmark the ability of the finite element formulations to correctly interpolate between micro  $\mathbb{C}_{\text{micro}}$  and macro  $\mathbb{C}_{\text{macro}}$  stiffnesses as described by the characteristic length scale parameter  $L_c$ . The majority of convergence results are presented by measuring the error in the Lebesgue norm over the domain

$$\|\tilde{\mathbf{u}} - \mathbf{u}^h\|_{L^2} = \sqrt{\int_V \|\tilde{\mathbf{u}} - \mathbf{u}^h\|^2 dV}, \quad \|\tilde{\mathbf{P}} - \mathbf{P}^h\|_{L^2} = \sqrt{\int_V \|\tilde{\mathbf{P}} - \mathbf{P}^h\|^2 dV}, \quad (8.1)$$

in which context  $\{\tilde{\mathbf{u}}, \tilde{\mathbf{P}}\}$  and  $\{\mathbf{u}^h, \mathbf{P}^h\}$  are the analytical and approximate subspace solutions, respectively.

### 8.1 Compatible microdistortion

In [53] we explored the conditions for which the microdistortion  $\mathbf{p}$  reduces to a gradient field, i.e.  $\mathbf{p}$  is compatible. By defining the micro-moment with a scalar potential

$$\mathbf{m} = \nabla \frac{100 - x^2 - y^2}{10} = -\frac{1}{5} \begin{bmatrix} x \\ y \end{bmatrix}, \quad (8.2)$$

and constructing an analytical solution for the displacement field

$$\tilde{u} = \sin\left(\frac{x^2 + y^2}{5}\right), \quad (8.3)$$

we can recover the analytical solution of the microdistortion

$$\mathbf{p} = \frac{1}{\mu_e + \mu_{\text{micro}}}(\mathbf{m} + \mu_e \nabla \tilde{u}) = \frac{1}{2} \left( -\frac{1}{5} \begin{bmatrix} x \\ y \end{bmatrix} + \frac{2}{5} \begin{bmatrix} x \cos([x^2 + y^2]/5) \\ y \cos([x^2 + y^2]/5) \end{bmatrix} \right) = \frac{1}{5} \begin{bmatrix} x \cos([x^2 + y^2]/5) \\ y \cos([x^2 + y^2]/5) \end{bmatrix} - \frac{1}{10} \begin{bmatrix} x \\ y \end{bmatrix}, \quad (8.4)$$

where for simplicity we set all material constants to one. Since  $\mathbf{m}$  is a gradient field, the microdistortion  $\mathbf{p}$  is also reduced to a gradient field and  $\text{curl}_{2D} \mathbf{p} = 0$ , see [53]. Note that this result is specific to antiplane shear and does not generalize to the full three-dimensional model, compare [52]. We note that the microdistortion is not equal to the gradient of the displacement field and as such, their tangential projections on an arbitrary boundary are not automatically the same. However, for both the gradient of the displacement field and the micro-moment is the tangential projection on the boundary of the circular domain  $\bar{A} = \{\mathbf{x} \in \mathbb{R}^2 \mid \|\mathbf{x}\| \leq 10\}$  equal to zero

$$\langle \nabla \mathbf{t}, \tilde{u} \rangle \Big|_{\partial A} = \langle \mathbf{t}, \mathbf{m} \rangle \Big|_{\partial A} = 0, \quad (8.5)$$

and as such the microdistortion belongs to  $\mathbf{p} \in H_0(\text{curl}, A)$ . Consequently, we can set  $s_D = \partial A$  and the consistent coupling condition remains compatible. With the displacement and the microdistortion fields at hand we derive the corresponding forces

$$f = \frac{1}{25} \left[ 2x^2 \sin\left(\frac{x^2 + y^2}{5}\right) + 2y^2 \sin\left(\frac{x^2 + y^2}{5}\right) - 10 \cos\left(\frac{x^2 + y^2}{5}\right) - 5 \right]. \quad (8.6)$$

The approximation of the displacement and microdistortion fields using linear and higher order elements is shown in Fig. 8.1. We note that even with almost 3000 finite elements and 6000 degrees of freedom the linear formulation is incapable of finding an adequate approximation. On the other side of the spectrum, the higher order approximation (degree 7) with 57 elements and 4097 degrees of freedom yields very accurate results in the interior of the domain. However, the exterior of the domain is captured rather poorly. This is the case since the geometry of the circular domain is being approximated by linear triangles. Thus, in this setting, a finer mesh captures the geometry in a more precise manner. The effects of the geometry on the approximation of the solution are also clearly visible in the convergence graphs in Fig. 8.2; only after a certain accuracy in the domain description is achieved do the finite elements retrieve their predicted convergence rates, compare [52, 53]. This is clearly observable when comparing the convergence curves of the linear and seventh order elements. The linear element generates quadratic convergence  $p + 1 = 1 + 1 = 2$ , whereas the seventh-order element yields the convergence slope 7 (where 8 is expected). Although the seventh-order formulation encompasses more degrees of freedom, it employs a coarser mesh and as such, generates higher errors at the boundary. The errors themselves can be traced back to the consistent coupling condition since, for a non-perfect circle the gradient of the displacement field induces tangential projections on the imperfect boundary. The influence of the latter effect is even more apparent in the convergence of the microdistortion, where the higher order formulations are unable to perform optimally on coarse meshes.

## 8.2 Cylindrical bending

In order to test the capability of the finite element formulations to capture the intrinsic behaviour of the relaxed micromorphic model, we compare with analytical solutions of boundary-value problems. The first example considers the displacement and microdistortion fields under cylindrical bending [43] for infinitely extended plates. Let the plates be defined as  $V = (-\infty, \infty)^2 \times [-1/2, 1/2]$ , then the analytical solution for cylindrical bending reads

$$\mathbf{u} = \kappa \begin{bmatrix} -xz \\ 0 \\ x^2/2 \end{bmatrix}, \quad \mathbf{P} = -\kappa \begin{bmatrix} [41z + 20\sqrt{82} \text{sech}(\sqrt{41/2}) \sinh(\sqrt{82}z)]/1681 & 0 & x \\ 0 & 0 & 0 \\ -x & 0 & 0 \end{bmatrix}, \quad (8.7)$$




Figure 8.1: Depiction of the displacement field (a)-(c) and the microdistortion field (d)-(f) for the antiplane shear problem, for the linear element under h-refinement with 225, 763 and 2966 elements, corresponding to 485, 1591 and 6060 degrees of freedom. The p-refinement of the displacement field on the coarsest mesh of 57 elements is visualized in (g)-(i) with  $p \in \{3, 5, 7\}$ , corresponding to 731, 2072 and 4097 degrees of freedom.

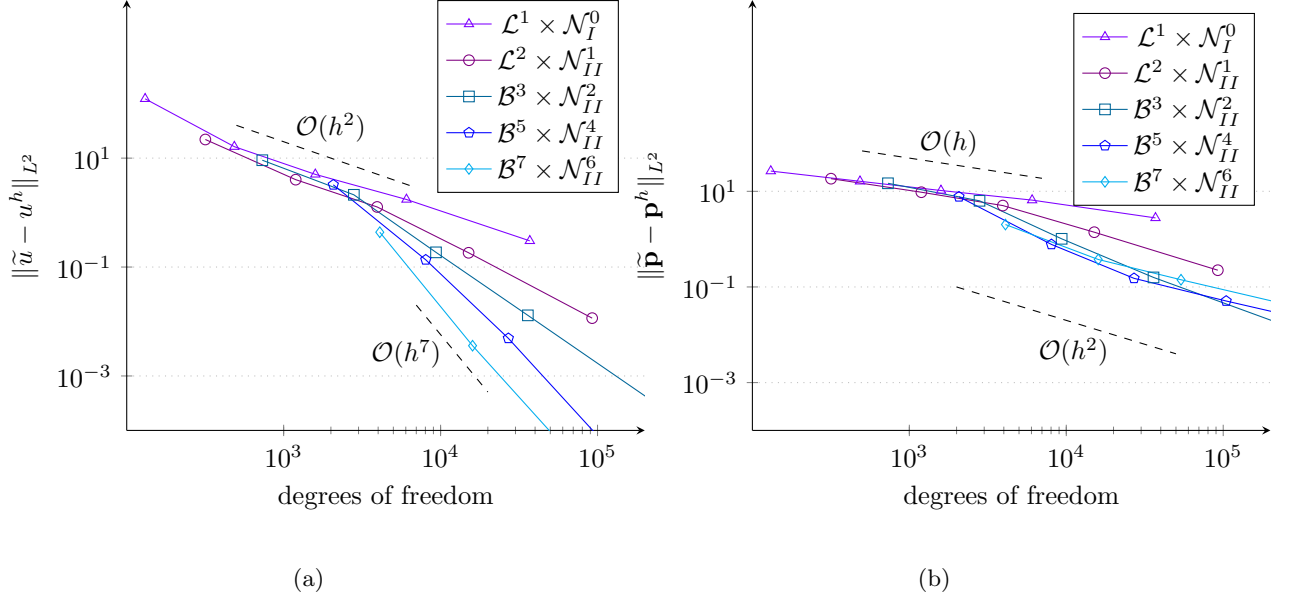


Figure 8.2: Convergence of displacement (a) and the microdistortion (b) under h-refinement for multiple polynomial degrees for the antiplane shear problem.

where  $\text{sech}(x) = 1/\cosh(x)$ , and for the following values of material constants

$$\lambda_e = \lambda_{\text{micro}} = 0, \quad \mu_e = \mu_{\text{macro}} = 1/2, \quad \mu_c = 0, \quad L_c = 1, \quad \mu_{\text{micro}} = 20. \quad (8.8)$$

The intensity of the curvature parameter  $\kappa$  of the plate is chosen to be  $\kappa = 14/200$ .

### Remark 8.1

The particular case of the cylindrical bending for which  $\lambda_e = \lambda_{\text{micro}} = 0$  (equivalent to a zero micro-Poisson's ratio) has been solved, along with its more general case ( $\lambda_e \neq \lambda_{\text{micro}} \neq 0$ ), in [43]. The advantage of considering this particular case is that a cut out finite plate of the infinite domain automatically exhibits the consistent coupling boundary conditions on its side surfaces.

### Remark 8.2

Note that the general analytical solution for cylindrical bending does not depend on  $\mu_c$ , so we can set  $\mu_c = 0$  without loss of generality, compare [43].

We define the finite domain  $\bar{V} = [-10, 10]^2 \times [-1/2, 1/2]$  and the boundaries

$$\begin{aligned} \bar{A}_{D_1} &= \{-10\} \times [-10, 10] \times [-1/2, 1/2], & \bar{A}_{D_2} &= \{10\} \times [-10, 10] \times [-1/2, 1/2], \\ A_N &= \partial V \setminus \{\bar{A}_{D_1} \oplus \bar{A}_{D_2}\}. \end{aligned} \quad (8.9)$$

Additionally, on the Dirichlet boundary we impose the translated analytical solution  $\tilde{\mathbf{u}} = \mathbf{u} - [0 \ 0 \ 3.5]^T$ .

The displacement field and the last row of the microdistortion are depicted in Fig. 8.3. The displacement field is dominated by its quadratic term and captured correctly. The last row of the microdistortion is a linear function and easily approximated even with linear elements. On the contrary, the  $P_{11}$  component of the microdistortion is a hyperbolic function of the  $z$ -axis. The results of its approximation at  $x = y = 0$  (the centre of the plane) are given in Fig. 8.4. We observe that even increasing the number of linear finite elements to the extreme only results in better oscillations around the analytical solution. In comparison, higher order formulations converge towards the expected hyperbolic behaviour. The approximation of the quadratic Nédélec element of the first type is nearly perfect, whereas its second type counterpart clearly deviates from the analytical solution at  $z \approx -0.25$ . Taking the cubic second type element yields the desired result. This phenomenon is an evident indicator of the prominent role of the Curl of the microdistortion in this type of problems. Firstly, the microdistortion is a non-gradient field. Secondly, the Curl of the analytical solution induces an hyperbolic sine term. Such functions are often approximated using at least cubic terms in power series, thus explaining the necessity of such high order elements for correct computations.




Figure 8.3: Displacement (a) and last row of the microdistortion (b) for the quadratic formulation using the Nédélec element of the first type.

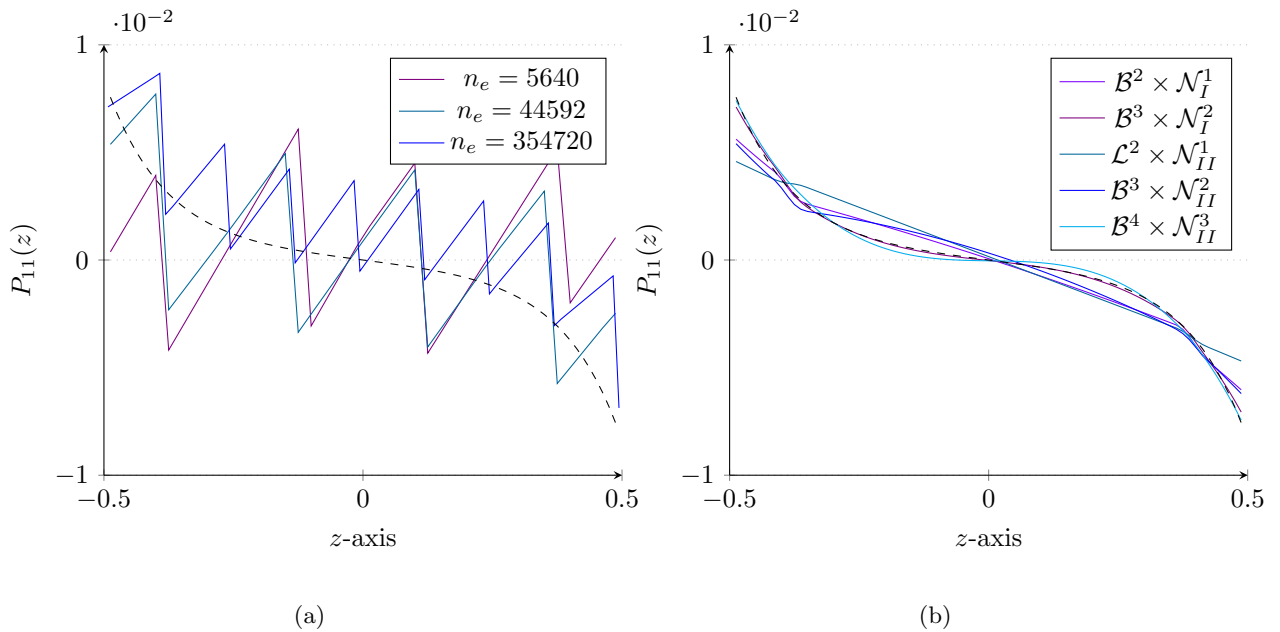


Figure 8.4: Convergence of the lowest order formulation under h-refinement with 732, 5640 and 44592 elements (a) and of the higher order formulations under p-refinement using 732 elements (b) towards the analytical solution (dashed curve) of the  $P_{11}(z)$  component at  $x = y = 0$ .

### 8.3 Bounded stiffness property

The characteristic length scale parameter  $L_c$  allows the relaxed micromorphic model to capture the transition from highly homogeneous materials to materials with a pronounced micro-structure by governing the influence of the micro-structure on the overall behaviour of the model. We demonstrate this property of the model with an example, where we vary  $L_c$  and measure the resulting energy.

Let the domain be given by the axis-symmetric cube  $\bar{V} = [-1, 1]^3$  with a total Dirichlet boundary

$$\begin{aligned}\bar{A}_{D_1} &= \{(x, y, z) \in [-1, 1]^3 \mid x = \pm 1\}, & \bar{A}_{D_2} &= \{(x, y, z) \in [-1, 1]^3 \mid y = \pm 1\}, \\ \bar{A}_{D_3} &= \{(x, y, z) \in [-1, 1]^3 \mid z = \pm 1\},\end{aligned}\tag{8.10}$$

we embed the periodic boundary conditions

$$\begin{aligned}\tilde{u}\Big|_{A_{D_1}} &= \begin{bmatrix} (1-y^2)\sin(\pi[1-z^2])/10 \\ 0 \\ 0 \end{bmatrix}, & \tilde{u}\Big|_{A_{D_2}} &= \begin{bmatrix} 0 \\ (1-x^2)\sin(\pi[1-z^2])/10 \\ 0 \end{bmatrix}, \\ \tilde{u}\Big|_{A_{D_3}} &= \begin{bmatrix} 0 \\ 0 \\ (1-y^2)\sin(\pi[1-x^2])/10 \end{bmatrix}.\end{aligned}\tag{8.11}$$

The material parameters are chosen as

$$\lambda_{\text{macro}} = 2, \quad \mu_{\text{macro}} = 1, \quad \lambda_{\text{micro}} = 10, \quad \mu_{\text{micro}} = 5, \quad \mu_c = 1,\tag{8.12}$$

thus giving rise to the following meso-parameters via Eq. (2.19)

$$\lambda_e = 2.5, \quad \mu_e = 1.25.\tag{8.13}$$

The displacement field as well as some examples of the employed meshes are shown in Fig. 8.5. In order to compute the upper and lower bound on the energy we utilize the equivalent Cauchy model formulation with the micro- and macro elasticity parameters. In order to assert the high accuracy of the solution of the bounds we employ tenth order finite elements. The progression of the energy in dependence of the characteristic length parameter  $L_c$  is given in Fig. 8.6. We observe the high mesh dependency of the lower order formulations, where the energy is clearly overestimated. The higher order formulations all capture the upper bound correctly but diverge with respect to the result of the lower bound. Notably, the approximation using the Nédélec element of the first type is more accurate than the equivalent formulation with the Nédélec element of the second type, thus indicating the non-negligible involvement of the micro-dislocation in the energy. Using standard mesh coarseness the cubic element formulation with Nédélec elements of the first type yields satisfactory results. In order to achieve the same on highly coarse meshes, one needs to employ seventh order elements.

## 9 Conclusions and outlook

The intrinsic behaviour of the relaxed micromorphic model is revealed by the analytical solutions to boundary value problems. Clearly, the continuum exhibits hyperbolic and trigonometric solutions, which are not easily approximated by low order finite elements. The example provided in Section 8.2 demonstrates that cubic and higher order finite elements yield excellent results in approximate solutions of the model.

The polytopal template methodology introduced in [50] allows to easily and flexibly construct  $H(\text{curl})$ -conforming vectorial finite elements that inherit many of the characteristics of an underlying  $H^1$ -conforming basis, which can be chosen independently. In this work, we made use of Bernstein-Bézier polynomials. The latter boast optimal complexity properties manifesting in the form of sum factorization. The natural decomposition of their multi-variate versions into multiplications of univariate Bernstein base functions via the Duffy transformation allows to construct optimal iterators for their evaluation using recursion formulas. Further, this characteristic makes the use of dual numbers in the computation of their derivatives ideal. Finally, the intrinsic order of traversal induced by the factorization is exploited optimally by the choice of clock-wise orientation of the reference element. The consequence of these combined features is a high-performance hp-finite element program.



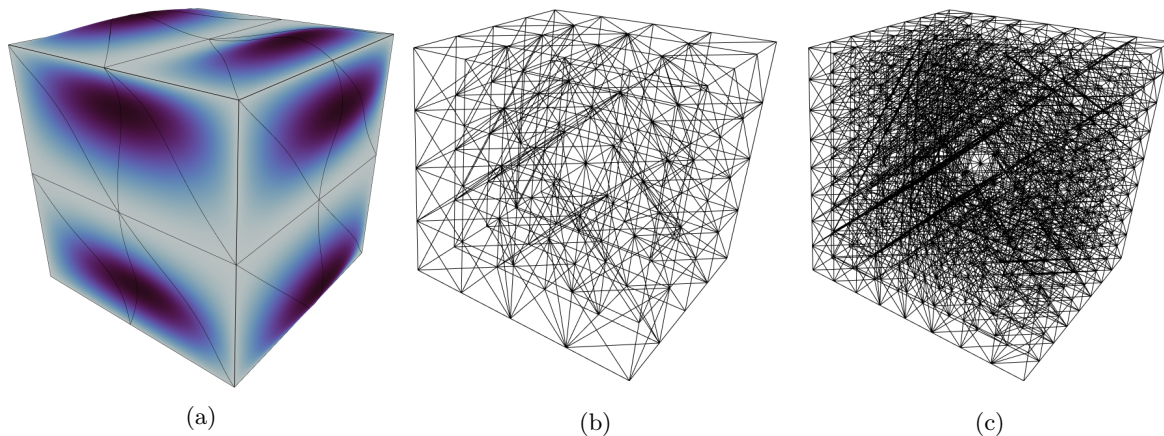


Figure 8.5: Displacement field of the Cauchy model on the coarsest mesh of 48 finite elements of the tenth order (a) and depictions of the meshes with 384 (b) and 3072 (c) elements, respectively.

The ability of the relaxed micromorphic model to interpolate between the energies of homogeneous materials and materials with an underlying micro-structure using the characteristic length scale parameter  $L_c$  is demonstrated in Section 8.3. It is also shown that in order to correctly capture the span of energies for the values of  $L_c$  either fine-discretizations or higher order elements are required.

The excellent performance of the proposed higher order finite elements in the linear static case is a precursor for their application in the dynamic setting, which is important since the relaxed micromorphic model is often employed in the computation of elastic waves (e.g., for acoustic metamaterials), where solutions for high frequency ranges are commonly needed.

The proposed computational scheme is lacking in its description of curved geometries. Due to the consistent coupling condition, this can easily lead to errors emanating from the boundary. Consequently, a topic for future works would be the investigation of curved finite elements [20,21] and their behaviour with respect to the model.

## Acknowledgements

Angela Madeo and Gianluca Rizzi acknowledge support from the European Commission through the funding of the ERC Consolidator Grant META-LEGO, N° 101001759.00

Patrizio Neff acknowledges support in the framework of the DFG-Priority Programme 2256 “Variational Methods for Predicting Complex Phenomena in Engineering Structures and Materials”, Neff 902/10-1, Project-No. 440935806.

## 10 References

- [1] Ainsworth, M., Andriamaro, G., Davydov, O.: Bernstein–Bézier finite elements of arbitrary order and optimal assembly procedures. *SIAM Journal on Scientific Computing* **33**(6), 3087–3109 (2011)
- [2] Ainsworth, M., Fu, G.: Bernstein–Bézier bases for tetrahedral finite elements. *Computer Methods in Applied Mechanics and Engineering* **340**, 178–201 (2018)
- [3] Aivaliotis, A., Tallarico, D., d’Agostino, M.V., Daouadji, A., Neff, P., Madeo, A.: Frequency- and angle-dependent scattering of a finite-sized meta-structure via the relaxed micromorphic model. *Archive of Applied Mechanics* **90**(5), 1073–1096 (2020)
- [4] Alberdi, R., Robbins, J., Walsh, T., Dingreville, R.: Exploring wave propagation in heterogeneous metastructures using the relaxed micromorphic model. *Journal of the Mechanics and Physics of Solids* **155**, 104540 (2021)
- [5] Anjam, I., Valdman, J.: Fast MATLAB assembly of FEM matrices in 2d and 3d: Edge elements. *Applied Mathematics and Computation* **267**, 252–263 (2015)
- [6] Barbagallo, G., Madeo, A., d’Agostino, M.V., Abreu, R., Ghiba, I.D., Neff, P.: Transparent anisotropy for the relaxed micromorphic model: Macroscopic consistency conditions and long wave length asymptotics. *International Journal of Solids and Structures* **120**, 7–30 (2017)

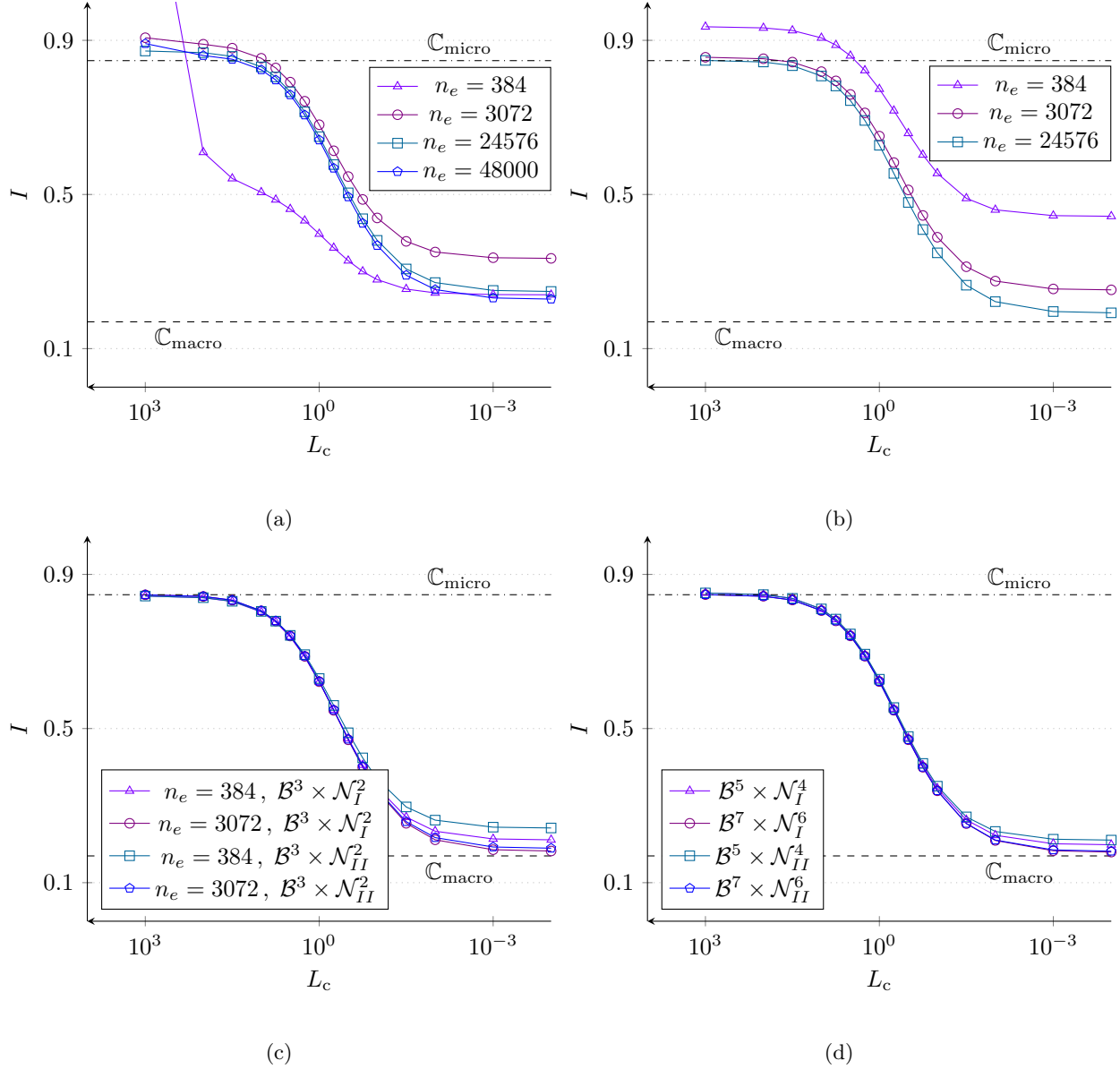


Figure 8.6: Energy progression of the relaxed micromorphic model with respect to  $L_c$  using the linear (a), quadratic (b) and cubic (c) finite element formulations. The energy computed with the coarsest mesh of 48 elements is depicted in (d) for various polynomial powers.

- [7] Barbagallo, G., Tallarico, D., D’Agostino, M.V., Aivaliotis, A., Neff, P., Madeo, A.: Relaxed micromorphic model of transient wave propagation in anisotropic band-gap metastructures. *International Journal of Solids and Structures* **162**, 148–163 (2019)
- [8] Baydin, A.G., Pearlmutter, B.A., Radul, A.A., Siskind, J.M.: Automatic differentiation in machine learning: a survey. *Journal of Machine Learning Research* **18**, 1–43 (2018)
- [9] Bergot, M., Lacoste, P.: Generation of higher-order polynomial basis of Nédélec H(curl) finite elements for Maxwell’s equations. *Journal of Computational and Applied Mathematics* **234**(6), 1937–1944 (2010). Eighth International Conference on Mathematical and Numerical Aspects of Waves (Waves 2007)
- [10] d’Agostino, M.V., Barbagallo, G., Ghiba, I.D., Eidel, B., Neff, P., Madeo, A.: Effective description of anisotropic wave dispersion in mechanical band-gap metamaterials via the relaxed micromorphic model. *Journal of Elasticity* **139**(2), 299–329 (2020)
- [11] d’Agostino, M.V., Rizzi, G., Khan, H., Lewintan, P., Madeo, A., Neff, P.: The consistent coupling boundary condition for the classical micromorphic model: existence, uniqueness and interpretation of parameters. *Continuum Mechanics and Thermodynamics* (2022)
- [12] Demkowicz, L., Monk, P., Vardapetyan, L., Rachowicz, W.: De Rham diagram for hp-finite element spaces. *Computers and Mathematics with Applications* **39**(7), 29–38 (2000)
- [13] Demore, F., Rizzi, G., Collet, M., Neff, P., Madeo, A.: Unfolding engineering metamaterials design: Relaxed micromorphic modeling of large-scale acoustic meta-structures. *Journal of the Mechanics and Physics of Solids* **168**, 104995 (2022)
- [14] Dunavant, D.A.: High degree efficient symmetrical Gaussian quadrature rules for the triangle. *International Journal for Numerical Methods in Engineering* **21**(6), 1129–1148 (1985)
- [15] Eringen, A.: *Microcontinuum Field Theories. I. Foundations and Solids*. Springer-Verlag New York (1999)
- [16] Fike, J.A., Alonso, J.J.: Automatic differentiation through the use of hyper-dual numbers for second derivatives. In: S. Forth, P. Hovland, E. Phipps, J. Utke, A. Walther (eds.) *Recent Advances in Algorithmic Differentiation*, pp. 163–173. Springer Berlin Heidelberg, Berlin, Heidelberg (2012)
- [17] Forest, S.: Continuum thermomechanics of nonlinear micromorphic, strain and stress gradient media. *Philosophical Transactions of the Royal Society A* **378**(20190169) (2020)
- [18] Ghiba, I.D., Neff, P., Madeo, A., Placidi, L., Rosi, G.: The relaxed linear micromorphic continuum: Existence, uniqueness and continuous dependence in dynamics. *Mathematics and Mechanics of Solids* **20**(10), 1171–1197 (2015)
- [19] Jaśkowiec, J., Sukumar, N.: High-order cubature rules for tetrahedra. *International Journal for Numerical Methods in Engineering* **121**(11), 2418–2436 (2020)
- [20] Johnen, A., Remacle, J.F., Geuzaine, C.: Geometrical validity of curvilinear finite elements. *Journal of Computational Physics* **233**, 359–372 (2013)
- [21] Johnen, A., Remacle, J.F., Geuzaine, C.: Geometrical validity of high-order triangular finite elements. *Engineering with Computers* **30**(3), 375–382 (2014)
- [22] Knees, D., Owczarek, S., Neff, P.: A local regularity result for the relaxed micromorphic model based on inner variations. *Journal of Mathematical Analysis and Applications* **519**(2), 126806 (2023)
- [23] Lai, M.J., Schumaker, L.L.: *Spline Functions on Triangulations*. Cambridge University Press (2007)
- [24] Lewintan, P., Müller, S., Neff, P.: Korn inequalities for incompatible tensor fields in three space dimensions with conformally invariant dislocation energy. *Calculus of Variations and Partial Differential Equations* **60**(4), 150 (2021)
- [25] Lewintan, P., Neff, P.:  $L^p$ -versions of generalized Korn inequalities for incompatible tensor fields in arbitrary dimensions with  $p$ -integrable exterior derivative. *Comptes Rendus Mathématique* **359**(6), 749–755 (2021)
- [26] Lewintan, P., Neff, P.: Nečas–Lions lemma revisited: An  $L^p$ -version of the generalized Korn inequality for incompatible tensor fields. *Mathematical Methods in the Applied Sciences* **44**(14), 11392–11403 (2021)
- [27] Madeo, A., Barbagallo, G., Collet, M., d’Agostino, M.V., Miniaci, M., Neff, P.: Relaxed micromorphic modeling of the interface between a homogeneous solid and a band-gap metamaterial: New perspectives towards metastructural design. *Mathematics and Mechanics of Solids* **23**(12), 1485–1506 (2018)
- [28] Madeo, A., Neff, P., Ghiba, I.D., Rosi, G.: Reflection and transmission of elastic waves in non-local band-gap metamaterials: A comprehensive study via the relaxed micromorphic model. *Journal of the Mechanics and Physics of Solids* **95**, 441–479 (2016)
- [29] Mindlin, R.: Micro-structure in linear elasticity. *Archive for Rational Mechanics and Analysis* **16**, 51–78 (1964)
- [30] Nedelec, J.C.: Mixed finite elements in  $\mathbb{R}^3$ . *Numerische Mathematik* **35**(3), 315–341 (1980)
- [31] Nédélec, J.C.: A new family of mixed finite elements in  $\mathbb{R}^3$ . *Numerische Mathematik* **50**(1), 57–81 (1986)
- [32] Neff, P., Eidel, B., d’Agostino, M.V., Madeo, A.: Identification of scale-independent material parameters in the relaxed micromorphic model through model-adapted first order homogenization. *Journal of Elasticity* **139**(2), 269–298 (2020)
- [33] Neff, P., Forest, S.: A geometrically exact micromorphic model for elastic metallic foams accounting for affine microstructure. modelling, existence of minimizers, identification of moduli and computational results. *Journal of Elasticity* **87**(2), 239–276 (2007)
- [34] Neff, P., Ghiba, I.D., Lazar, M., Madeo, A.: The relaxed linear micromorphic continuum: well-posedness of the static problem and relations to the gauge theory of dislocations. *The Quarterly Journal of Mechanics and Applied Mathematics* **68**(1), 53–84 (2015)

- [35] Neff, P., Ghiba, I.D., Madeo, A., Placidi, L., Rosi, G.: A unifying perspective: the relaxed linear micromorphic continuum. *Continuum Mechanics and Thermodynamics* **26**(5), 639–681 (2014)
- [36] Neff, P., Pauly, D., Witsch, K.J.: Maxwell meets Korn: A new coercive inequality for tensor fields with square-integrable exterior derivative. *Mathematical Methods in the Applied Sciences* **35**(1), 65–71 (2012)
- [37] Neidinger, R.D.: Introduction to automatic differentiation and MATLAB object-oriented programming. *SIAM Review* **52**(3), 545–563 (2010)
- [38] Owczarek, S., Ghiba, I.D., Neff, P.: A note on local higher regularity in the dynamic linear relaxed micromorphic model. *Mathematical Methods in the Applied Sciences* **44**(18), 13855–13865 (2021)
- [39] Papanicolopoulos, S.A.: Efficient computation of cubature rules with application to new asymmetric rules on the triangle. *J. Comput. Appl. Math.* **304**, 73–83 (2016)
- [40] Perez-Ramirez, L.A., Rizzi, G., Madeo, A.: Multi-element metamaterial’s design through the relaxed micromorphic model. [arXiv:2210.14697](https://arxiv.org/abs/2210.14697) (2022)
- [41] Rizzi, G., d’Agostino, M.V., Neff, P., Madeo, A.: Boundary and interface conditions in the relaxed micromorphic model: Exploring finite-size metastructures for elastic wave control. *Mathematics and Mechanics of Solids* p. 10812865211048923 (2021)
- [42] Rizzi, G., Hütter, G., Khan, H., Ghiba, I.D., Madeo, A., Neff, P.: Analytical solution of the cylindrical torsion problem for the relaxed micromorphic continuum and other generalized continua (including full derivations). *Mathematics and Mechanics of Solids* p. 10812865211023530 (2021)
- [43] Rizzi, G., Hütter, G., Madeo, A., Neff, P.: Analytical solutions of the cylindrical bending problem for the relaxed micromorphic continuum and other generalized continua. *Continuum Mechanics and Thermodynamics* **33**(4), 1505–1539 (2021)
- [44] Rizzi, G., Hütter, G., Madeo, A., Neff, P.: Analytical solutions of the simple shear problem for micromorphic models and other generalized continua. *Archive of Applied Mechanics* **91**(5), 2237–2254 (2021)
- [45] Rizzi, G., Khan, H., Ghiba, I.D., Madeo, A., Neff, P.: Analytical solution of the uniaxial extension problem for the relaxed micromorphic continuum and other generalized continua (including full derivations). *Archive of Applied Mechanics* (2021)
- [46] Rizzi, G., Neff, P., Madeo, A.: Metamaterial shields for inner protection and outer tuning through a relaxed micromorphic approach. *Philosophical Transactions of the Royal Society A* **380**(2231) (2022)
- [47] Sarhil, M., Scheunemann, L., Schröder, J., Neff, P.: Size-effects of metamaterial beams subjected to pure bending: on boundary conditions and parameter identification in the relaxed micromorphic model. [arXiv:2210.17117](https://arxiv.org/abs/2210.17117) (2022)
- [48] Schöberl, J., Zaglmayr, S.: High order Nédélec elements with local complete sequence properties. *COMPEL - The international Journal for Computation and Mathematics in Electrical and Electronic Engineering* **24**(2), 374–384 (2005)
- [49] Schröder, J., Sarhil, M., Scheunemann, L., Neff, P.: Lagrange and  $H(\text{curl}, \mathcal{B})$  based finite element formulations for the relaxed micromorphic model. *Computational Mechanics* (2022)
- [50] Sky, A., Muench, I.: Polytopal templates for the formulation of semi-continuous vectorial finite elements of arbitrary order. [arXiv:2210.03525](https://arxiv.org/abs/2210.03525) (2022)
- [51] Sky, A., Muench, I., Neff, P.: On  $[H^1]^{3 \times 3}$ ,  $[H(\text{curl})]^3$  and  $H(\text{symCurl})$  finite elements for matrix-valued Curl problems. *Journal of Engineering Mathematics* **136**(1), 5 (2022)
- [52] Sky, A., Neunteufel, M., Muench, I., Schöberl, J., Neff, P.: Primal and mixed finite element formulations for the relaxed micromorphic model. *Computer Methods in Applied Mechanics and Engineering* **399**, 115298 (2022)
- [53] Sky, A., Neunteufel, M., Münch, I., Schöberl, J., Neff, P.: A hybrid  $H^1 \times H(\text{curl})$  finite element formulation for a relaxed micromorphic continuum model of antiplane shear. *Computational Mechanics* **68**(1), 1–24 (2021)
- [54] Solin, P., Segeth, K., Dolezel, I.: *Higher-Order Finite Element Methods* (1st ed.). Chapman and Hall/CRC (2003)
- [55] Voss, J., Baaser, H., Martin, R.J., Neff, P.: More on anti-plane shear. *Journal of Optimization Theory and Applications* **184**(1), 226–249 (2020)
- [56] Witherden, F., Vincent, P.: On the identification of symmetric quadrature rules for finite element methods. *Computers & Mathematics with Applications* **69**(10), 1232–1241 (2015)
- [57] Xiao, H., Gimbutas, Z.: A numerical algorithm for the construction of efficient quadrature rules in two and higher dimensions. *Computers & Mathematics with Applications* **59**(2), 663–676 (2010)
- [58] Zaglmayr, S.: High order finite element methods for electromagnetic field computation. Ph.D. thesis, Johannes Kepler Universität Linz (2006). URL <https://www.numerik.math.tugraz.at/~zaglmayr/pub/szthesis.pdf>