

Scaling Behavior of Observables as a Model Characteristic in Multifield Inflation

MONIKA LYNKER^{*} AND ROLF SCHIMMRIGK[◇]

Dept. of Physics
Indiana University South Bend
1700 Mishawaka Ave., South Bend, IN 46615

Abstract

One of the fundamental questions in inflation is how to characterize the structure of different types of models in the field theoretic landscape. Proposals in this direction include attempts to directly characterize the formal structure of the theory by considering complexity measures of the potentials. An alternative intrinsic approach is to focus on the behavior of the observables that result from different models and to ask whether their behavior differs among models. This type of analysis can be applied even to nontrivial multifield theories where a natural measure of the complexity of the model is not obvious and the analytical evaluation of the observables is often impossible. In such cases one may still compute these observables numerically and investigate their behavior. One interesting case is when observables show a scaling behavior, in which case theories can be characterized in terms of their scaling amplitudes and exponents. Generically, models have nontrivial parameter spaces, leading to exponents that are functions of these parameters. In such cases we consider an iterative procedure to determine whether the exponent functions in turn lead to a scaling behavior. We show that modular inflation models can be characterized by families of simple scaling laws and that the scaling exponents that arise in this way in turn show a scaling law in dependence of these varying energy scales.

^{*}mlynker@iu.edu

[◇]netahu@yahoo.com, rschimmr@iu.edu

Contents

1	Introduction	1
2	Scaling in singlefield inflation	3
3	Modular inflation	6
3.1	Observables of modular inflation	7
3.2	Observables in j –Inflation and h_2 –inflation	8
4	Scaling behavior in modular inflation	9
4.1	Scaling behavior of the spectral index	10
4.2	The scaling behavior of tensor-to-scalar ratio $r(N)$	11
4.3	Comparison with singlefield scaling classes	14
5	Scaling behavior of the scaling exponents	14
6	Conclusion	15

1 Introduction

One of the key questions in inflation is how to characterize different models in a systematic way, and in the process define classes of models. In the past proposals in this direction have been made that involved quite different strategies. Often the focus has been on the formal structure of the potentials, attempting to formulate measures of complexity, either through the algebraic structure of the potentials, or through the number of parameters involved (see for example ref. [1] for an early excursion and ref. [2] for more discussion). The rationale of algebraic simplicity is tempting, but goes counter to what has been learned about the structure of physical theories in the past century. A more common point of view is to focus on the conceptual structure of a theory, which may lead to simplicity in terms of ideas even though the algebraic structure might be complicated. To apply this thinking to inflationary models requires their embedding into a broader framework, such as string theory. The price to pay in this case is a large theoretical structure that in the end may have little to do with the inflationary model under consideration [3, 4]. A third point of view aims to make the conceptual picture more concrete by asking whether

symmetries motivated by fundamental issues in inflation might play a role (see e.g. [5, 6, 7] for an illustration).

The advantage of the inflationary framework is that it is constrained by data. The most stringent of these constraints is currently provided by the PLANCK probe in combination with the BICEP/Keck experiment [8], although other ground based observatories, already operating or coming on line in the near future, will improve these results [9, 10, 11]. It is therefore natural to look at the output of the theory instead of the input by analyzing the behavior of the observables in the range of the parameter space that is phenomenologically viable. In this point of view the goal is to detect structure among the parameters and to distinguish different models by the types of their observable behavior. Such an approach can be guided by simple models in which the analytic structure of the observables can, within certain approximations, be derived in an analytic form. Paradigmatic examples that have been considered in a large number of papers include monomial inflation [12, 13], the scalar field version of the Starobinsky model [14] and hilltop models [15, 16, 17], among others. In these cases the spectral index and the tensor-to-scalar ratio of the Lukash-Bardeen perturbation \mathcal{R} can be shown to scale in terms of the number of e-folds N .

Multifield inflation models are in general too complicated to be solved analytically and as a result the behavior of their observables in dependence of other parameters cannot be described in closed form. Nevertheless, these models can be analyzed numerically and possible correlations can be explored. In this paper we propose to explore the problem of characterizing multifield inflation models by considering the scaling behavior of their observables. If such a behavior can be established the possibility arises that multifield inflation models fall into different classes that allow to characterize different regions in the inflationary landscape by the type of their scaling behavior, as well as a quantitative foliation of the theory space in terms of their scaling structure. This provides a possible procedure to identify types of multifield models that extends beyond the symmetry based strategy considered in [5, 6].

In general, models will have parameters beyond the overall energy scale. In those cases a scaling relation between the observables and the number of e-folds will lead to a family of relations with amplitudes and exponents that depend on these additional parameters, generically denoted here by μ . Given such a family of exponents $\beta(\mu)$ we can ask whether there exists in turn a scaling

relation for this family of scaling exponents. In twofield models with two energy scales this is the point where the iteration stops and if scaling exists in this second iteration there will be a single scaling exponent, obtained from the $\beta(\mu)$, that now can be used to characterize the model. In this paper we will apply the procedure just outlined to modular inflation models, in particular j -inflation [5, 18, 19] and h_2 -inflation [20]. These theories are characterized by energy scales (Λ, μ) and we will show that there exists a family of scaling exponents $\beta(\mu)$ which in turn lead to a further exponent. We will show that modular inflation restricted to a PLANCK compatible range of parameters leads to a scaling regime that differs from that of singlefield inflation classes. It would be interesting to see whether other multifield models exhibit a similar scaling behavior, and if so what the exponents are in comparison.

This paper is organized as follows. In Section 2 we briefly discuss the scaling behavior of some singlefield inflation models that provide basic reference classes that can be compared with multifield inflation behavior. In Section 3 we briefly outline the structure of modular inflation as the class of models we will focus on. In Section 4 we analyze in detail the behavior of two modular inflation models and establish their scaling behavior. In Section 5 we analyze the scaling of the scaling exponents as the fundamental energy scale is varied in the models. In Section 6 we present our conclusions.

2 Scaling in singlefield inflation

In this section we briefly discuss the behavior encountered in some simple singlefield inflation models, which will allow us to compare our results with previous exponents, obtained by considering approximations strong enough to admit analytical considerations. The focus of this paper is on the behavior of the observables associated to the Lukash-Bardeen perturbation [21, 22]

$$\mathcal{R} = H\delta u - \psi, \tag{1}$$

where $H = \dot{a}/a$ is the Hubble-Slipher parameter, ψ is the metric potential, and δu is obtained from δT_{0i} , as detailed for example in [23, 18]. In the slow-roll approximation of singlefield inflation the observables are determined in terms of the slow-roll parameters ϵ_V and η_V defined as

$$\epsilon_V = \frac{M_{\text{Pl}}^2}{2} \left(\frac{V'}{V} \right)^2, \quad \eta_V = M_{\text{Pl}}^2 \frac{V''}{V}. \tag{2}$$

The spectral index $n_{\mathcal{R}\mathcal{R}}$ and the tensor ratio r can then be written as

$$n_{\mathcal{R}\mathcal{R}} = 1 - 6\epsilon_V + 2\eta_V, \quad r = 16\epsilon_V. \quad (3)$$

The third parameter relevant in our discussion is the number of e-folds N_*

$$N_* = \int_{t_*}^{t_e} H(t) dt. \quad (4)$$

In some simple theories it is possible to invert the $N_* = N(\phi_*)$ relation, given appropriate approximations. This allows to express both the spectral index and the tensor-to-scalar ratio analytically as functions of N_* , leading to a scaling behavior of the observables. The earliest paradigmatic classes can be found in monomial inflation [12, 13] and the Starobinsky model [14], leading however to very restricted scaling types. More general types are provided by hilltop and inverse hilltop models. In a somewhat different context the $1/N$ parameter was suggested in early work in the framework of singlefield inflation as an expansion parameter [24, 25] and later in [26, 27]. We will discuss a few of these models briefly because they suggest natural questions that can be raised in the more general context of multifield inflation.

Monomial inflation

In singlefield monomial inflation with potentials $V_p = \Lambda^{4-p}\phi^p$ [12, 13] one finds in the slow-roll approximation, and the approximation that the horizon crossing value ϕ_* is much larger than the inflaton value ϕ_e at the end of inflation, the scaling behavior

$$n_{\mathcal{R}\mathcal{R}}(N) = 1 - \frac{\alpha_p}{N_*}, \quad r(N) = \frac{\beta_p}{N_*}, \quad (5)$$

where α_p, β_p are constants for fixed p . This behavior comes about because the slow-roll parameters ϵ_V and η_V are proportional for arbitrary p and ϵ_V scales like $\epsilon_V \cong N^{-1}$. This has led to the exclusion of this class of models by the ever more decreasing experimental bounds on the tensor ratio r over the past decade [8]. Other singlefield models with a scaling behavior of monomial type exist and the totality of such models form what one could call the monomial scaling class for the observables $(n_{\mathcal{R}\mathcal{R}}, r)$.

Starobinsky inflation

A further prominent singlefield inflation model is Starobinsky inflation [14], which is usually

considered in its potential form as

$$V = \Lambda^4 \left(1 - e^{-\sqrt{\frac{2}{3}} \frac{\phi}{M_{\text{Pl}}}} \right)^2. \quad (6)$$

An analytical form of scaling can be obtained by adopting the slow-roll and the large field approximation, which allows to write a scaling behavior of the type

$$n_{\mathcal{RR}}(N) = 1 - \frac{\alpha_{\text{sw}}}{N_*}, \quad r(N) = \frac{\beta_{\text{sw}}}{N_*^2}, \quad (7)$$

where α_{sw} and β_{sw} are constants. This arises because the two slow-roll parameters of this model have different scaling behavior as

$$\epsilon_V \cong N_*^{-2}, \quad \eta_V \cong -N_*^{-1}. \quad (8)$$

Hence the ϵ_V term is suppressed in the spectral index, which is essentially determined by η_V , and the decay of the tensor-to-scalar ratio with N_* is stronger in Starobinsky inflation than in monomial inflation. As noted above, it is because of this different scaling behavior that the Starobinsky model remains viable. Other models that survive for similar reasons exist in this type of model, defining the Starobinsky type scaling class for the observables $n_{\mathcal{RR}}$ and r .

Other singlefield scaling classes

A family of models that leads to a whole sequence of different scaling relations is hilltop inflation, defined as

$$V_h = \Lambda^4 \left(1 - \left(\frac{\phi}{\mu} \right)^p \right), \quad (9)$$

where p is a priori undetermined. It was for example pointed out in refs. [15, 16] that for $p \neq 2$ appropriate approximations lead to analytical power scaling behavior of the form

$$n_{\mathcal{RR}} = 1 - \frac{2(p-1)}{(p-2)} \frac{1}{N}, \quad r(N) = \frac{\alpha_p}{N^{\beta_p}}, \quad (10)$$

where the tensor exponents β_p are given by

$$\beta_p = \frac{2(p-1)}{p-2}, \quad (11)$$

while for $p = 2$ the scaling behavior is exponential. This sequence of models would seem to dramatically extend the range of the power scaling exponents β_p since these exponents grow as p approaches two. However models in this limit are not compatible with PLANCK data. The exponential scaling for the $p = 2$ model furthermore relies on the small field approximation, which is inconsistent for this model.

3 Modular inflation

In this section we briefly recall the models we will analyze in the following. More details for the general framework can be found in the refs. [5, 6] and the phenomenology of these models has been analyzed in [18, 29, 20, 19], with related work in [30]. In the context of high energy inflation it is of interest to consider classes of models in which the symmetries of the free theory are not completely broken by the potential. If the remaining symmetry groups are of a certain type then such potentials can describe both large and small field inflation at the same time because viable islands in the field space are mapped into each other by the symmetry [19]. Furthermore, implications for the swampland have been discussed in [31, 20].

Modular inflation is a framework for twofield inflation models that specializes the more general context of automorphic inflation introduced in [5, 6] for an arbitrary number of fields to two fields. The general idea is to consider field spaces spanned by coordinates ϕ^I that are defined by homogeneous spaces of the type G/K , where G is a reductive group and K is a compact subgroup. The target space inherits a curved metric $G_{IJ}(\phi^K)$ that is essentially induced by the group G . The inflaton potentials $V(\phi^I)$ are assumed to be invariant under the discrete group $G(\mathbb{Z})$ obtained by restricting the continuous group $G(\mathbb{R})$ to integers \mathbb{Z} . Such potentials can be obtained via automorphic functions constructed from automorphic forms.

In the special context of modular inflation the group G can be chosen as the Möbius group $\text{SL}(2, \mathbb{R})$ and the compact subgroup as $K = \text{SO}(2, \mathbb{R})$. The resulting quotient space leads to the upper halfplane $\mathcal{H} \subset \mathbb{C}$ and the inflaton multiplet ϕ^I defines a sigma model with \mathcal{H} as its target space, leading to a class of curved multifield theories with field space metric given by the hyperbolic metric

$$ds^2 = \frac{d\tau d\bar{\tau}}{(\text{Im } \tau)^2} \quad (12)$$

where $\tau = (\phi^1 + i\phi^2)/\mu$ is the complexified dimensionless inflaton. The inflaton potentials $V(\phi^I)$ are determined by modular invariant functions $F(\tau)$ on the upper halfplane \mathcal{H}

$$V_n(\phi^I) = \Lambda^4 |F(\tau)|^{2n}, \quad (13)$$

where n could be chosen as any positive integer. In the present paper we consider $n = 1$. The functions $F(\tau)$ can be constructed as quotients of modular forms with higher weight relative to some discontinuous subgroup Γ of the modular group.

For discrete groups Γ of congruence type, introduced by Klein in his "Stufentheorie", the theories are characterized by the level N of these group, denoted by $\Gamma(N)$, and the modular functions $F(\tau)$ are constructed relative to $\Gamma(N)$. The models considered in the present paper can in particular be constructed in terms of the Eisenstein series $E_w(\tau)$ of weight w , defined as

$$E_w(\tau) = 1 - \frac{2w}{B(w)} \sum_{n=1}^{\infty} \sigma_{w-1}(n) q^n \quad (14)$$

where $q = e^{2\pi i \tau}$, B_w are the Bernoulli numbers, and $\sigma_w(n)$ is the divisor function. While the E_w for $w > 2$ are modular forms relative to the full modular group, they can be used to construct models at higher level. More details about these definitions and the general framework can be found in [5, 18, 20]. It was furthermore shown in [19] in the context of j -inflation that different regions in the target space lead to small or large inflaton values, indicating that the dichotomy of large vs. small field inflation, often used in singlefield inflation as a motivation for target values for the tensor ratio, does not persist in multifield inflation as a model characteristic. Reheating after j -inflation was discussed in ref. [29, 30].

3.1 Observables of modular inflation

In the framework of modular inflation as formulated in [5, 18, 20, 19] the observables associated to the perturbation \mathcal{R} can be expressed in terms of the defining modular function F and its derivatives. The spectral index takes for arbitrary F the form

$$n_{\mathcal{R}\mathcal{R}} = 1 - 4 \frac{M_{\text{Pl}}^2}{\mu^2} (\text{Im } \tau)^2 \left[2 \left| \frac{F'}{F} \right|^2 - \text{Re} \left(\frac{F''}{F'} \cdot \frac{\bar{F}'}{\bar{F}} \right)_{\text{mod}} + \frac{\pi}{3} \text{Im} \left(\hat{E}_2 \frac{\bar{F}'}{\bar{F}} \right) \right], \quad (15)$$

where $(\cdot)_{\text{mod}}$ selects the modular part of the quotient and the quasimodular form \hat{E}_2 of weight two, defined as

$$\hat{E}_2(\tau) = E_2(\tau) - \frac{3}{\pi \text{Im } \tau}, \quad (16)$$

is obtained by combining the non-modular part of the quotient F''/F' with a term that arises from the non-trivial metric of the field space. The tensor-to-scalar ratio $r = \mathcal{P}_T/\mathcal{P}_{\mathcal{R}\mathcal{R}}$ is given in general modular inflation by

$$r = 32 \frac{M_{\text{Pl}}^2}{\mu^2} (\text{Im } \tau)^2 \left| \frac{F'}{F} \right|^2, \quad (17)$$

while the number of e-folds takes the form

$$N_* = \frac{1}{\sqrt{3}} \frac{\Lambda^2}{M_{\text{Pl}}} \int_{t_*}^{t_e} dt |F|. \quad (18)$$

3.2 Observables in j -Inflation and h_2 -inflation

For j -inflation the potential is defined in terms of the absolute modular invariant j

$$V = \Lambda^4 |j(\tau)|^2, \quad (19)$$

where the absolute modular invariant $j(\tau)$, considered by Hermite and Dedekind, but often called the Klein invariant, is most conveniently written in terms of the Eisenstein series E_4 and the Ramanujan modular form Δ as

$$j = \frac{E_4^3}{\Delta}, \quad (20)$$

where Δ is a weight twelve form that is often defined in terms of the Dedekind η function (see below), but that can also be expressed in terms of the Eisenstein series of weight four and six as

$$\Delta = \frac{E_4^3 - E_6^2}{1728}. \quad (21)$$

The observables specialize to

$$n_{\mathcal{RR}}^j = 1 - \frac{8\pi^2}{3} (\text{Im } \tau)^2 \frac{M_{\text{Pl}}^2}{\mu^2} \left[8 \left| \frac{E_6}{E_4} \right|^2 - 3 \text{Re} \left(\frac{E_4^2 \bar{E}_6}{E_6 \bar{E}_4} \right) + \text{Re} \left(\hat{E}_2 \frac{\bar{E}_6}{\bar{E}_4} \right) \right] \quad (22)$$

and

$$r^j = 128\pi^2 (\text{Im } \tau)^2 \frac{M_{\text{Pl}}^2}{\mu^2} \left| \frac{E_6}{E_4} \right|^2. \quad (23)$$

This is discussed in more detail in the refs. [5, 18, 19].

For the class of h_N -inflation the potentials take the form

$$V_N = \Lambda^4 |h_N(\tau)|^2, \quad (24)$$

in terms of hauptmodul functions given by the η -function quotients

$$h_N(\tau) = \left(\frac{\eta(\tau)}{\eta(N\tau)} \right)^{24/(N-1)}, \quad (25)$$

where the Dedekind eta function is defined as $\eta = q^{1/24} \prod_n (1 - q^n)$ with $q = e^{2\pi i \tau}$. These functions h_N can also be expressed in terms of the Eisenstein series defined in eq. (14), which is useful for the analysis. The observables were determined in [20] to be given by

$$\begin{aligned} n_{\mathcal{RR}}^{h_N} &= 1 - \frac{4\pi^2}{3(N-1)} \frac{M_{\text{Pl}}^2}{\mu^2} (\text{Im } \tau)^2 \left[\frac{(N+11)}{(N-1)} |E_{2,N}|^2 - \text{Re} \left(\left(\frac{E_{4,N}}{E_{2,N}} - 2\hat{E}_2 \right) \bar{E}_{2,N} \right) \right], \\ r^{h_N} &= \frac{128\pi^2}{(N-1)^2} (\text{Im } \tau)^2 \frac{M_{\text{Pl}}^2}{\mu^2} |E_{2,N}|^2, \end{aligned} \quad (26)$$

where

$$E_{2,N}(\tau) = NE_2(N\tau) - E_2(\tau). \quad (27)$$

In these relation we have used that the tensor-to-scalar ratio r in multifield inflation is given as $r = 16\epsilon_V$ with

$$\epsilon_V = \frac{1}{2}G^{IJ}\epsilon_I\epsilon_J, \quad \epsilon_I = M_{\text{Pl}}\frac{V_{,I}}{V}, \quad (28)$$

where G^{IJ} is the inverse of the field space metric. It follows from the CMB bounds on r obtained by the WMAP and PLANCK collaborations [32, 33] that the local neighborhoods in the target space where viable initial values for the inflaton occur are saddle point regions. The concrete forms of these neighborhoods are locations in which E_6 is small in j -inflation and $E_{2,N}$ is small in h_N -inflation.

4 Scaling behavior in modular inflation

In the previous section we have seen that modular inflation theories are formulated in a conceptually simple framework but that the potentials are not particularly simple algebraically, a feature these models share with many theories. As a result the observables $n_{\mathcal{RR}}$ and r are not particularly simple either, given by quotients of modular forms and their derivatives. The ingredients are infinite series of the inflaton field leading to somewhat involved functions whose analytic structure is not explicit. The virtue of modularity of course is that a finite number of terms suffice to determine the structure of the modular forms completely. Because of these involved relations the e-fold equation in these models cannot be inverted and it is a priori not clear whether a simple functional relationship exists between the different parameters. In modular inflation the basic parameters of the models are given by two energy scales (Λ, μ) , as indicated in eq. (13). The overall amplitude Λ is determined as usual by the CMB amplitude measured by the satellite experiments. The energy scale μ is not directly determined by the power spectrum amplitude obtained by the satellite experiments, but it is constrained by the experimental data, in particular by the tensor-to-scalar ratio r . In ref. [19] it was shown that this ratio sweeps out an approximately horizontal band in the $(n_{\mathcal{RR}}, r)$ plane used by the CMB collaborations to describe their confidence regions for the gravitational contribution to the microwave background. As μ varies, this band moves up and down in this $(n_{\mathcal{RR}}, r)$ -plane. It is in this way that the energy

scale μ is constrained by the tensor ratio.

4.1 Scaling behavior of the spectral index

A natural question is whether the scaling of the spectral index encountered in the singlefield inflation models discussed above appears in some form also in multifield inflationary models. This can be tested for fixed scale μ by computing the function

$$f_\alpha(n_{\mathcal{R}\mathcal{R}}, N) = n_{\mathcal{R}\mathcal{R}} - \left(1 - \frac{\alpha}{N}\right), \quad (29)$$

where α is a constant that in principle depends on the other parameters of the model, in the case of modular inflation on μ . Here the number of e-folds is restricted to vary in some phenomenologically reasonable finite range. If f_α is small this indicates that the spectral index follows the power scaling relation in a good approximation. In Figure 1 the function f_α is evaluated for the initial values that satisfy all the constraints imposed. The distribution is shown as a function of $n_{\mathcal{R}\mathcal{R}}$ in our interval.

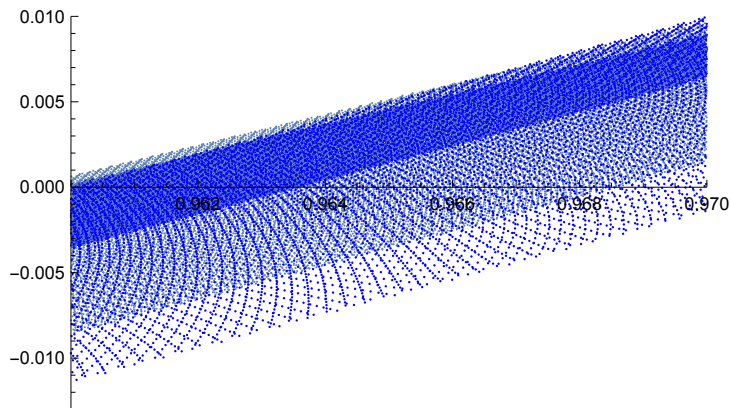


Fig. 1 An overlay of the scaling behavior of the adiabatic spectral index $n_{\mathcal{R}\mathcal{R}}$ for the energy scales $\mu \in \{35, 40, 45\}M_{\text{Pl}}$.

The distribution of the initial values for the scaling function f_α associated to the spectral index depends on the choice of the energy parameter μ . In particular the width of the distribution varies with μ , becoming smaller as the parameter μ increases.

4.2 The scaling behavior of tensor-to-scalar ratio $r(N)$

In the singlefield classes briefly highlighted in Section 2 the scaling behavior of the tensor ratio $r(N)$ is described by a power law, hence it is natural to ask whether in multifield inflation a behavior of the type

$$r_p(N) = \frac{\alpha_p}{N^{\beta_p}} \quad (30)$$

for some constants α_p, β_p can provide a good description when the theory parameters are held fixed. It is however not clear a priori that in multifield inflation the power law is the most appropriate scaling type, even if scaling exists. To the best of our knowledge no such analyses have been performed and we adopt an agnostic view about what kind of scaling one might consider.

A first signal that a scaling relation between r and N exists in modular inflation has emerged in the analysis of [19]. There the distribution of the three variables $(n_{\mathcal{RR}}, r, N)$ was considered and the results took the form of two dimensional sheets that were essentially degenerate along the direction of the spectral index. As the energy scale μ is varied, the degeneracy remains while the location of the sheets changes in this 3D parameter space. An illustration of this effect is shown in Figure 2. It becomes clear from this graph that as μ varies the precise form of scaling law changes as the sheets move through this 3D-space.

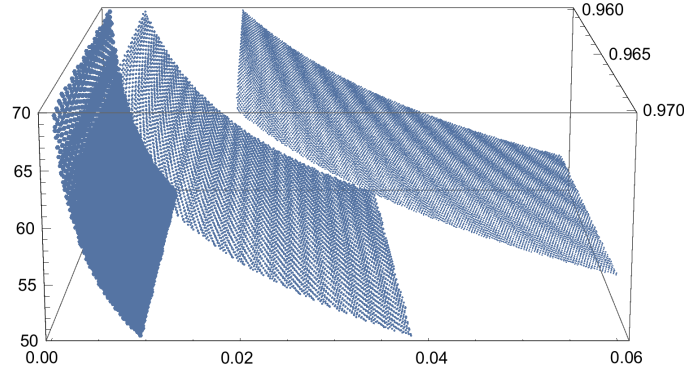


Fig. 2 Indication of scaling behavior of the tensor-to-scalar ratio by the surfaces swept out by the initial value data in the 3D space spanned by the parameters $(n_{\mathcal{RR}}, r, N)$. Here $n_{\mathcal{RR}}$ is centered around 0.965, the tensor ratio is bounded by 0.04 and the number of e-folds is chosen to be in the interval $[50, 70]$. The three surfaces are associated to the energy scale $\mu/M_{\text{Pl}} \in \{30, 35, 40\}$, from left to right.

The observation illustrated in Figure 2 raises the question what precisely the scaling law is that describes these 2D distributions in the 3D space. As noted above, the paradigmatic classes encountered in singlefield inflation lead to power laws, hence these provide a natural starting point, even though there is a priori no reason why power laws should persist for more general classes of models. It turns out that while the scaling $r = \alpha_p N^{-\beta_p}$ does provide a good approximation to the data, they are not the best functions to describe the tensor ratio $r(N)$. A small but systematic improvement of the scaling approximation is obtained by an exponential fit. This is illustrated by a typical example of the (r, N) data distribution and the two scaling laws for a fixed μ . In Figure 3 we show the scaling distribution and the scaling relations for two representative j - and h_2 -inflation parameters.

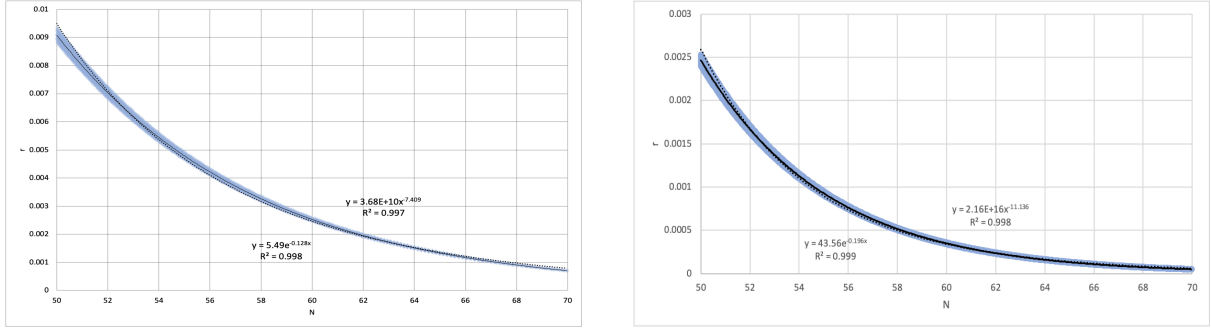


Fig. 3 The left panel shows the (r, N) distribution for j -inflation at $\mu = 30M_{\text{Pl}}$ in combination with scaling laws, while the right panel shows the same for h_2 -inflation at $\mu = 14M_{\text{Pl}}$.

The quality of a fit is usually characterized by the R^2 -values. This parameter contains a denominator that is determined by the spread of the data distributions and therefore drives R^2 to one for wider distributions. It is useful to illustrate the differences between the power ansatz and the exponential ansatz by considering more directly the differences between the data distribution and the fit function. We illustrate this in Figure 4 by considering the function

$$g_*(N) = r(N) - r_*(N) \quad (31)$$

for $* = p, e$ for the power and the exponential fit.

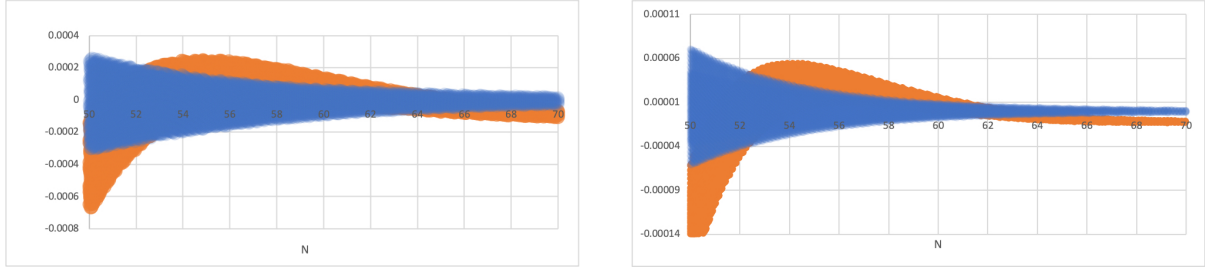


Fig. 4 Distribution of points of eq. (31) for power scaling $r_p(N)$ (orange) and exponential scaling $r_e(N)$ (blue). The left panel shows the function for j -inflation at $\mu = 30$, while the right panel shows the result for h_2 -inflation at $\mu = 14$.

Varying the energy scale μ leads to a range of scaling amplitudes and exponents for the $r(N)$ scaling, as illustrated in Figure 5, which contains the distribution of initial values τ_{in} that satisfy all the imposed observational constraints. Superimposed is the scaling behavior of the data obtained by adopting an exponential scaling relation of the type

$$r_e(N) = \alpha_e \exp(-\beta_e N), \quad (32)$$

where α_e and β_e are parameters that vary with μ . The variation of μ produces a fan-like family of fixed- μ scaling relations parametrized by the amplitudes $\alpha_e(\mu)$ and the scaling exponents $\beta_e(\mu)$. This raises the question how these scaling exponents compare to those of other theories, which we consider in the next subsection.

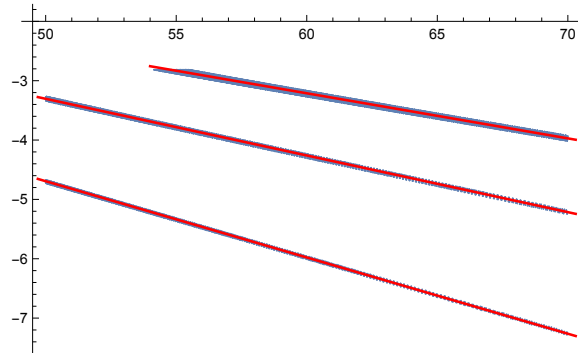


Fig. 5 Exponential scaling behavior of $r(N)$ on a log scale for the energy scales $\mu \in \{30, 35, 40\} M_{\text{Pl}}$ from bottom to top.

4.3 Comparison with singlefield scaling classes

We have shown above that to a good approximation the data for j -inflation and h_2 -inflation can be described by either a power or an exponential scaling ansatz for the tensor-to-scalar ratio, with a preference for the exponential scaling. The power scaling behavior of the tensor ratio $r(N)$ in our models can be compared with the power law scaling behavior of singlefield inflation. As described briefly in Section 2, the paradigmatic classes of monomial inflation and Starobinsky type inflation lead to scaling exponents $\beta = 1$ and $\beta = 2$ respectively, while the viable hilltop models push this limit to at most four. These can be compared with the family of exponents of the power scaling relation $\beta_p(\mu)$ in dependence of μ . The computations described in this paper show that the tensor exponents $\beta_p(\mu)$ for j -inflation have a lower bound of about four but are in general significantly higher, while the tensor exponents for h_2 inflation are larger than seven. It follows that the scaling classes of j -inflation and h_2 inflation are different from either of the singlefield classes discussed above, thereby defining a different scaling regime.

5 Scaling behavior of the scaling exponents

In any theory that exhibits scaling behavior but has more than one parameter the scaling exponents β in general depend on these additional ingredients of the theory. This family of exponents can be used to characterize the model, hence provides an interesting tool for their classification. The new feature introduced by the existence of a family $\beta(\mu)$ is that we can in turn analyze the behavior of these exponents as a function of μ and test whether the exponents in turn lead to a new scaling relation in dependence of μ , leading to an iterative scheme of “scaling of scaling exponents”. If such an iterative scheme does lead to new exponents the theory could in principle be characterized by a single scaling relation instead of a family of exponents.

We now apply the idea of an iterative scaling scheme to modular inflation. We have shown above that for fixed μ the scaling of the tensor-to-scalar ratios $r(N, \mu)$ of our modular inflation theories can be modeled to a good degree by either a power law, leading to scaling exponents $\beta_p(\mu)$, or by an exponential relation with exponents $\beta_e(\mu)$, and that the exponential relation systematically provides a better fit. The variation of μ of our modular inflation models thus leads to two families of scaling exponents that can be used to characterize each of the models. The scaling-of-scaling

idea then raises the question whether the $\beta_e(\mu)$ show a specific behavior which then would lead to a single parameter for each of the models as a main characteristic. In the following we focus on the exponential scaling exponents $\beta_e(\mu)$ and show that these follow a power law

$$\beta_e(\mu) = \gamma \mu^{-\delta} \quad (33)$$

with amplitude γ and exponent δ . The models are then characterized by a single pair (γ, δ) .

In the analysis discussed here the energy scale μ is varied over the range $\mu \in [16, 45]M_{\text{Pl}}$ for j -inflation, and the range $\mu \in [13, 18]$ for h_2 -inflation. In both cases we find that a power law model of the family of exponents $\beta_e(\mu)$ provides a better fit than an exponential model. This is illustrated in Figure 6.

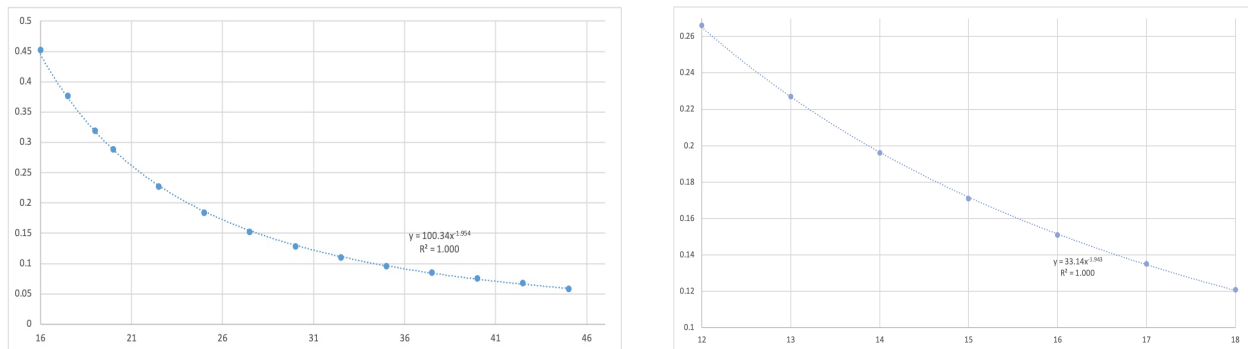


Fig. 6 The scaling behavior of the exponents β_e (vertical axis) as a function of μ (horizontal axis) for j -inflation in the left panel and h_2 inflation in the right panel.

The unexpected result here is that the exponents δ for j -inflation and h_2 -inflation agree quite closely even though the potentials are different and the range of the energy scale is different in these models, and so are the scaling exponents $\beta_e(\mu)$. This agreement for these two exponents δ^j, δ^{h_2} is valid at the per-mille level $(\delta^j - \delta^{h_2})/\delta^j \cong 10^{-3}$.

6 Conclusion

In this paper we have shown that even theories with complicated potentials for inflaton vectors can exhibit scaling behavior of their observables. We have taken these results as the starting point for a classification scheme within the general framework of multifield inflation in terms of

the scaling behavior of their basic observables, in particular the tensor ratio as a function of the number of e-folds. The question whether a correlation exists between the tensor ratio r and the number of e-folds can be asked for any inflationary model, independent of the structure of the potentials. Hence this approach is based on a universal structure present in all inflation models and can in principle be applied to any theory. While in some singlefield cases the scaling behavior can be made explicit analytically, given appropriate approximations, in more general cases such scaling can only be investigated numerically. Historically, the focus in the literature has been on power law scaling for both the spectral index and the tensor ratio with exponents that have been used to identify certain universality classes, motivated by the two oldest classes of models, monomial and Starobinsky type inflation. In this paper our focus has been on inflationary models with more than one inflaton component, exemplified here by the framework of modular inflation. We have seen that power scaling does give a good description of the data. In this approximation a direct comparison with the singlefield scaling exponents discussed in the literature is possible, with the result that modular inflation has quite different scaling exponents, thereby leading to a different scaling regime compared to the singlefield models considered here. From a phenomenological perspective, the refinement considered here of energy dependent scaling exponents should eventually lead with improved data from either the CMB or large scale structure collaborations to the possibility of constraining the parameter dependence in a new way.

In any theory with more than one parameter the CMB results constrain, but in general do not determine, these parameters. Hence, if scaling exists, the exponents will vary with these parameters, leading to exponent functions $\beta_e(\mu)$. We can then consider an iterated scaling scheme in which we ask whether the models lead to a "scaling of scaling exponents" phenomenon. We have shown that in the two modular inflation models such an iteration does exist and we have seen that it can be described by a power scaling relation, leading to a single exponent δ_p that characterizes each of the modular inflation models. The usefulness of this new parameter is indicated by the fact that although the exponents $\beta_e(\mu)$ are different for j -inflation and h_2 -inflation, the parameters δ_p^j and $\delta_p^{h_2}$ are very close. Hence δ_p provides a characteristic that is shared by the two modular inflation models analyzed here.

It would be interesting to explore whether scaling relations exist in other inflationary models with more than a component field, such as hybrid inflation models [34, 35], spectator models such as in ref. [36], other hyperbolic models, such as those considered in [37, 38, 39], or the types of models considered in refs. [40, 41, 42, 43, 44], or [45, 46]. If scaling does exist in other

models then it would be interesting to see how the corresponding exponents relate to the scaling behavior described here.

Acknowledgement.

It is a pleasure to thank Burt Carter, Ali Ishaq, Jack Morse and Vipul Periwal for discussions and correspondence.

References

- [1] L. Boyle, P.J. Steinhardt and N. Turok, *Inflationary predictions for scalar and tensor fluctuations reconsidered*, Phys. Rev. Lett. **96** (2006) 111301, [arXiv: astro-ph/0507455](#)
- [2] S. Bird, H.V. Peiris and R. Easther, *Fine-tuning criteria for inflation and the search for primordial gravitational waves*, Phys. Rev. **D78** (2008) 083518, [arXiv: 0807.3745 \[astro-ph\]](#)
- [3] C.P. Burgess, M. Cicoli and F. Quevedo, *String inflation after PLANCK 2013*, JCAP 11 (2013) 003, [arXiv: 1306.3512 \[hep-th\]](#)
- [4] D. Baumann and L. McAllister, *Inflation and string theory*, CUP 2014
- [5] R. Schimmrigk, *Automorphic inflation*, Phys. Lett. **B748** (2015) 376, [arXiv: 1412.8537 \[hep-th\]](#)
- [6] R. Schimmrigk, *A general framework for automorphic inflation*, JHEP **05** (2016) 140, [arXiv: 1512.09082 \[hep-th\]](#)
- [7] R. Krishnan, *Symmetries of stationary points of the G-invariant potential and the framework of the auxiliary group*, Phys. Rev. **D103** (2020) L051701, [arXiv: 2011.11653 \[hep-ph\]](#)
- [8] P.A.R. Ade et al. (BICEP/Keck Collab.), *BICEP/Keck XIII: Improved constraints on primordial gravitational waves using PLANCK, WMAP, and BICEP/Keck observations through the 2018 observing season*, [arXiv: 2110.00483 \[astro-ph.CO\]](#)
- [9] S. Dahal et al. (CLASS Collab.), *Four-year cosmology large angular scale surveyor (CLASS) observations: On-sky receiver performance at 40, 90, 150 and 220 GHz frequency bands*, [arXiv: 2107.08022 \[astro-ph.IM\]](#)

- [10] T. Namikawa et al., *The Simons observatory: constraining inflationary gravitational waves with multi-tracer B-mode delensing*, Phys. Rev. **D105** (2022) 2, 023541, [arXiv: 2110.09730 \[astro-ph.CO\]](#)
- [11] K. Abazajian, *Snowmass 2021 CMB-S4 white paper*, [arXiv: 2203.08024 \[astro-ph.CO\]](#)
- [12] A.D. Linde, *Chaotic inflation*, Phys. Lett. **B129** (1983) 177 – 181
- [13] M. Turner, *Coherent scalar-field oscillations in an expanding universe*, Phys. Rev. **D28** (1983) 1243 – 1247
- [14] A.A. Starobinsky, *A new type of isotropic cosmological models without singularity*, Phys. Lett. **B91** (1980) 99
- [15] W.H. Kinney and K.T. Mahanthappa, *Inflation at low scales: general analysis and a detailed model*, Phys. Rev. **D53** (1996) 5455, [arXiv: hep-ph/9512224](#)
- [16] D.H. Lyth, *What would we learn by detecting a gravitational wave signal in the CMB anisotropy?*, Phys. Rev. Lett. **78** (1996) 1861, [arXiv: hep-ph/9606387](#)
- [17] L. Boubekur and D. Lyth, *Hilltop inflation*, JCAP **07** (2005) 010, [arXiv: hep-ph/0502047](#)
- [18] R. Schimmrigk, *Modular inflation observables and j-inflation phenomenology*, JHEP **09** (2017) 043, [arXiv: 1612.09559 \[hep-th\]](#)
- [19] R. Schimmrigk, *Large and small field inflation from hyperbolic σ -models*, Phys. Rev. **D105** (2022) 063541, [arXiv: 2108.05400 \[hep-th\]](#)
- [20] M. Lynker and R. Schimmrigk, *Modular inflation at higher level N* , JCAP **06** (2019) 036, [arXiv: 1902.04625 \[astro-ph.CO\]](#)
- [21] V.N. Lukash, *Production of sound waves in the early universe*, JETP Lett. **31** (1980) 596 [Zh. Eksp. Teor. Fiz. **31** (1980) 631]
- [22] J.M. Bardeen, *Gauge invariant cosmological perturbations*, Phys. Rev. **D22** (1980) 1882
- [23] S. Weinberg, *Cosmology*, Cambridge UP, 2008
- [24] G. Mangano, G. Miele and C. Stornaiolo, *Inflaton potential reconstruction and generalized equation of state*, Mod. Phys. Lett. **A10** (1995) 1977, [arXiv: astro-ph/9507117](#)

- [25] D. Boyanovsky, H.J. de Vega and N.G. Sanchez, *Clarifying inflation models: slow-roll as an expansion in $1/N_{\text{efolds}}$* , Phys. Rev. **D73** (2006) 023008, [arXiv: astro-ph/0507595](#)
- [26] V. Mukhanov, *Quantum cosmological perturbations: predictions and observations*, Eur. J. Phys. (2013), [arXiv: 1303.3925 \[astro-ph.CO\]](#)
- [27] D. Roest, *Universality classes of inflation*, JCAP **01** (2014) 007, [arXiv: 1309.1285 \[hep-th\]](#)
- [28] J. Garcia-Bellido and D. Roest, *The large- N running of the spectral index of inflation*, Phys. Rev. **D89** (2014) 103527, [arXiv: 1402.2059 \[astro-ph.CO\]](#)
- [29] R. Schimmrigk, *Multifield reheating after modular j -inflation*, Phys. Lett. **B782** (2018) 193, [arXiv: 1712.09961 \[hep-th\]](#)
- [30] G. Panotopoulos and N. Videla, *Baryogenesis via leptogenesis in multi-field inflation*, Eur. Phys. J. **C78** (2018) 774, [arXiv: 1809.07633 \[gr-qc\]](#)
- [31] R. Schimmrigk, *The swampland spectrum conjecture in inflation*, [arXiv: 1810.11699 \[hep-th\]](#)
- [32] H.V. Peiris et al., *First year WMAP observations: implications for inflation*, Astroph. J. Suppl. **148** (2003) 213; [arXiv: astro-ph/0302225](#)
- [33] N. Aghanim et al., *Planck 2018 results. VI. Cosmological parameters*, Astron. Astrophys. **641** (2020) A6, **652** (2021) C4 (erratum) [arXiv: 1807.06209 \[astro-ph.CO\]](#)
- [34] A. Linde, *Hybrid inflation*, Phys. Rev. **D49** (1994) 748 – 754, [arXiv: astro-ph/9307002](#)
- [35] F. Carta, N. Righi, Y. Welling and A. Westphal, *Harmonic hybrid inflation*, JHEP **12** (2020) 161, [arXiv: 2007.04322 \[hep-th\]](#)
- [36] K. Kogai and Y. Tada, *Escape from the swamp with spectator*, Phys. Rev. **D101** (2020) 10, 103514, [arXiv: 2003.06753 \[astro-ph.CO\]](#)
- [37] A.R. Brown, *Hyperinflation*, Phys. Rev. Lett. **121** (2018) 251101, [arXiv: 1705.03023 \[hep-th\]](#)
- [38] S. Mizuno and S. Mukohyama, *Primordial perturbations from inflation with hyperbolic field-space*, Phys. Rev. **D96** (2017) 103533, [arXiv: 1707.05125 \[hep-th\]](#)
- [39] S. Mizuno, S. Mukohyama, S. Pi and Y.-L. Zhang, *Hyperbolic field space and swampland conjecture for DBI scalar*, JCAP **09** (2019) 072, [arXiv: 1905.10950 \[hep-th\]](#)

- [40] C.I. Lazaroiu and C.S. Shahbazi, *Generalized two-field α -attractor models from geometrically finite hyperbolic surfaces*, Nucl. Phys. **B936** (2018) 542 – 596, [arXiv: 1702.06484 \[hep-th\]](#)
- [41] E.M. Barabalic and C.I. Lazaroiu, *Generalized two-field α -attractor models from the hyperbolic triply-punctured sphere*, Nucl. Phys. **B937** (2018) 434 – 477, [arXiv: 1703.06033 \[hep-th\]](#)
- [42] E.M. Barabalic and C.I. Lazaroiu, *Cosmological flows on hyperbolic surfaces*, Facta Univ. Ser. Phys. Chem. Tech **17** (2019) 1, [arXiv: 1810.00441 \[hep-th\]](#)
- [43] L. Anguelova, E.M. Barabalic and C.I. Lazaroiu, *Hidden symmetries of two-field cosmological models*, JHEP **09** (2019) 007, [arXiv: 1905.01611 \[hep-th\]](#)
- [44] E.M. Barabalic and C.I. Lazaroiu, *The infrared behavior of tame two-field cosmological models*, Nucl. Phys. **B983** (2022) 115929, [arXiv: 2203.02297 \[gr-qc\]](#)
- [45] S. Paban and R. Rosati, *Inflation in modified DRM potentials*, JCAP **09** (2018) 042, [arXiv: 1807.07654 \[astro-ph.CO\]](#)
- [46] V. Aragam, S. Paban and R. Rosati, *Multi-field inflation in high-slope potentials*, JCAP **04** (2020) 022, [arXiv: 1905.07495 \[hep-th\]](#)