

Monopole and instanton effects on connected and disconnected correlations for scalar density

Masayasu Hasegawa (<https://orcid.org/0000-0003-3711-1567>)^{1,*}

¹*Bogoliubov Laboratory of Theoretical Physics,
Joint Institute for Nuclear Research, Dubna, Moscow Oblast, 141980, Russia*

(Dated: December 20, 2022)

This study investigates the effects on the connected and disconnected correlations for the scalar density that are induced by created monopoles and instantons in the QCD vacuum. To reveal the effects, we add a monopole and ant-monopole pair in the gauge field configurations in SU(3) by applying the monopole creation operator to the vacuum. We vary the magnetic charges of the monopole and anti-monopole and increase the number of monopoles and anti-monopoles in the configurations. The Dirac operator of overlap fermions preserves the exact chiral symmetry in lattice gauge theory and exact zero-modes exist in its spectrum. The eigenvalues and eigenvectors of the overlap Dirac operator have been calculated using these configurations, and the numbers of instantons and anti-instantons which are created by these additional monopoles and anti-monopoles have been estimated from the numbers of topological charges in our previous studies. In this study, we demonstrate the preliminary results that instantons and monopoles influence the masses that are evaluated from the connected and disconnected correlation functions for the scalar density using low-lying eigenvalues and eigenvectors of the overlap Dirac operator.

Keywords: Monopoles; instantons; overlap fermions; chiral symmetry; scalar meson.

I. INTRODUCTION

Monopole condensation causes color confinement, as explained by 't Hooft and Mandelstam [1, 2] and instantons induce chiral symmetry breaking, as demonstrated by the instanton vacuum [3]

*Electronic address: hasegawa@theor.jinr.ru

and instanton liquid model [4]. Color confinement and chiral symmetry breaking are closely tied to one another through monopoles and instantons in the QCD vacuum. However, it is difficult to reveal the quantitative relations and effects of the instantons and monopoles on observables by perturbative calculations because of the strong interaction in the low-energy region of the QCD. Therefore, we perform simulations of lattice gauge theory and investigate the effects of monopoles and instantons on hadron spectroscopy.

In our research, we apply the monopole creation operator to the vacuum and add the monopoles and anti-monopoles to the gauge field configurations of the quenched approximation in SU(3) [5]. We vary the magnetic charges of the monopole creation operator to increase the number of monopoles and anti-monopoles.

We then calculate the eigenvalues and eigenvectors of the overlap Dirac operator that preserves the exact chiral symmetry in lattice gauge theory [6–10], using the normal configurations and the configurations to which the monopoles and anti-monopoles are added. The overlap fermions have exact zero modes in their spectra; therefore, we estimate the number of instantons and anti-instantons that are created by the additional monopoles and anti-monopoles from the number of topological charges. Finally, we investigate the impacts induced by monopole and instanton creations on hadron spectroscopy.

We have found that the added monopoles and anti-monopoles create the instantons and anti-instantons and quantitatively evaluated how many monopoles and anti-monopoles create the instantons and anti-instantons [11].

At finite temperatures, we quantitatively demonstrated that the length of the long monopole loops lengthens and the transition temperature of color deconfinement rises by increasing the values of the magnetic charges of the additional monopoles and anti-monopoles [12].

We have found that the effects that are caused by the instantons and anti-instantons created by the additional monopoles and anti-monopoles on observables [13] are as follows: the value of the renormalized chiral condensate in $\overline{\text{MS}}$ -scheme at 2 [GeV] which is an order parameter of the chiral symmetry breaking and is defined as negative values decreases. The renormalized light quark masses in $\overline{\text{MS}}$ -scheme at 2 [GeV] become heavy. The decay constants and masses of pion and kaon become heavy. The catalytic effect in which the lifetime of the charged pion becomes shorter than the experimental result. We have demonstrated that the finite lattice volume and the discretization do not affect these outcomes [12].

Furthermore, we have estimated the instanton effects on the eta-prime meson mass [14]

from two different estimation methods as follows: (i) calculations of the connected and disconnected correlation functions for the pseudoscalar density [15]. (ii) Estimations using the Witten-Veneziano mass formula and the numerical results of the topological susceptibility and pion decay constant [16]. We have quantitatively demonstrated that the eta-prime meson mass becomes heavy with increasing the number density of the instantons and anti-instantons.

In this report, we calculate the connected and disconnected correlation functions for the scalar density using the low-lying eigenvalues and eigenvectors of the overlap Dirac operator and estimate the instanton and monopole effects on the scalar meson, especially, considering the contributions of the disconnected correlation.

The contents of this report are as follows: in section II, we first briefly explain the simulation parameters. We then calculate the connected and disconnected correlation functions for the scalar density using the eigenvalues and eigenvectors of the overlap Dirac operator. Finally, we estimate the monopole and instanton effects on these correlation functions and their masses. In section III, we provide the summary and conclusion.

This report is a contribution to the proceedings of “the 6th International Conference on Particle Physics and Astrophysics,” from the 29th of November 2022 to the 2nd of December 2022 at the Hotel Intourist Kolomenskoe in Moscow, Russia. This report demonstrates the preliminary results.

II. CORRELATION FUNCTIONS FOR SCALAR DENSITY

In this section, we calculate the disconnected and connected correlation functions for scalar density, evaluate their masses, and investigate the impacts of the monopole and instanton creations on the masses.

A. Simulation parameters

The simulation parameters are the same as our previous studies [11–13]. The details of the additional monopoles and anti-monopoles in the gauge field configurations and the computations of the overlap Dirac operator are explained in reference [13]. Here, we briefly review them.

The lattice volume is $V = 18^3 \times 32$ ($V_s \times T$). The value of a parameter β for the lattice spacing a is $\beta = 6.0522$ and the lattice spacing is $a = 8.527 \times 10^{-2}$ [fm] which is estimated from the analytical functions in [17].

TABLE I: The outcomes of N_I , $\rho_I^{\frac{1}{2}}$, and $\rho_I^{\frac{1}{4}}$ and the number of configurations N_{conf} in [14].

m_c	N_I	$\rho_I^{\frac{1}{2}}$ [GeV ²]	$\rho_I^{\frac{1}{4}}$ [MeV]	N_{conf}
Normal conf	9.7(5)	$3.85(9) \times 10^{-2}$	$1.96(2) \times 10^2$	800
2	13.6(7)	$4.57(12) \times 10^{-2}$	$2.14(3) \times 10^2$	810
4	15.7(8)	$4.92(12) \times 10^{-2}$	$2.22(3) \times 10^2$	868
6	17.7(9)	$5.22(13) \times 10^{-2}$	$2.28(3) \times 10^2$	870

We add a monopole and anti-monopole pair to the configurations in SU(3) by applying the monopole creation operator [5] to the vacuum. In this study, the magnetic charges m_c of the monopoles vary from 2, 4, to 6 and the magnetic charges $-m_c$ of the anti-monopoles vary from -2, -4, to -6. The total magnetic charges of the additional monopoles and anti-monopoles that are added to the configurations are set to zero. We increase the number of monopoles and anti-monopoles in the configurations by varying the magnetic charges of the additional monopoles and anti-monopoles. Hereafter, the magnetic charge m_c indicates that both magnetic charges are added. We prepare the normal configuration and the configurations to which the monopoles and anti-monopoles are added by varying their magnetic charges.

First, we calculate the eigenvalues and eigenvectors of the Dirac operator of the overlap fermions [6–10] which preserves the exact chiral symmetry in the continuum limit using these configurations. We estimate the number of instantons and anti-instantons N_I and their number density $\rho_I = \frac{N_I}{V}$ from the topological charges Q as follows: $N_I = \langle Q^2 \rangle$. The topological charge Q is defined from the difference between the number of zeromodes of the plus chirality n_+ and the number of zeromodes of the minus chirality n_- as follows: $Q = n_+ - n_-$.

The numerical results of N_I , $\rho_I^{\frac{1}{2}}$, and $\rho_I^{\frac{1}{4}}$ and the number of configurations N_{conf} have been provided in [13]; however, we list the outcomes in Table I for convenience.

B. Connected and disconnected correlation functions

In this study, the quark propagator is defined using the eigenvalues and eigenvectors of the overlap Dirac operator as follows:

$$S(\vec{y}, y^0; \vec{x}, x^0) \equiv \sum_i \frac{\psi_i(\vec{x}, x^0) \psi_i^\dagger(\vec{y}, y^0)}{\lambda_i^{\text{mass}}} \quad (1)$$

ψ is the eigenvector of the massless Dirac operator. The eigenvalue λ_{mass} is the eigenvalue of the Dirac operator with a mass term m_q and it is defined using the eigenvalues of the massless Dirac operator λ as follows:

$$\lambda_{mass} = \left(1 - \frac{am_q}{2\rho}\right) \lambda_i + m_q \quad (2)$$

ρ is a parameter that is set to $\rho = 1.4$. The mass term m_q is an input parameter. In this study, we set it to $am_q = 1.729 \times 10^{-2}$ in the lattice unit. This value is approximately 40 [MeV] in the physical unit.

The quark bilinear operator for the scalar density is defined as follows:

$$\mathcal{O}_S = \bar{\psi}_1 \left(1 - \frac{a}{2\rho} \mathcal{D}\right) \psi_2, \quad \mathcal{O}_S^c = \bar{\psi}_2 \left(1 - \frac{a}{2\rho} \mathcal{D}\right) \psi_1 \quad (3)$$

We calculate the following connected correlation function C_{SS} for the scalar density:

$$C_{SS}(\Delta t) = \frac{a^3}{V} \sum_{\vec{x}_1} \sum_{\vec{x}_2, t} \langle \mathcal{O}_S^c(\vec{x}_2, t) \mathcal{O}_S(\vec{x}_1, t + \Delta t) \rangle. \quad (4)$$

Similarly, the disconnected correlation function C_{Dis-SS} for the scalar density is calculated as follows:

$$C_{Dis-SS}(\Delta t) = \frac{a^3}{V} \sum_t \left\langle \sum_{\vec{x}_2} \mathcal{O}_S^c(\vec{x}_2, t) \sum_{\vec{x}_1} \mathcal{O}_S(\vec{x}_1, t + \Delta t) \right\rangle \quad (5)$$

In our study, to reduce the statistical errors, we calculate the correlation functions from all \vec{x}_1 to all \vec{x}_2 and take a summation regarding the temporal direction t/a .

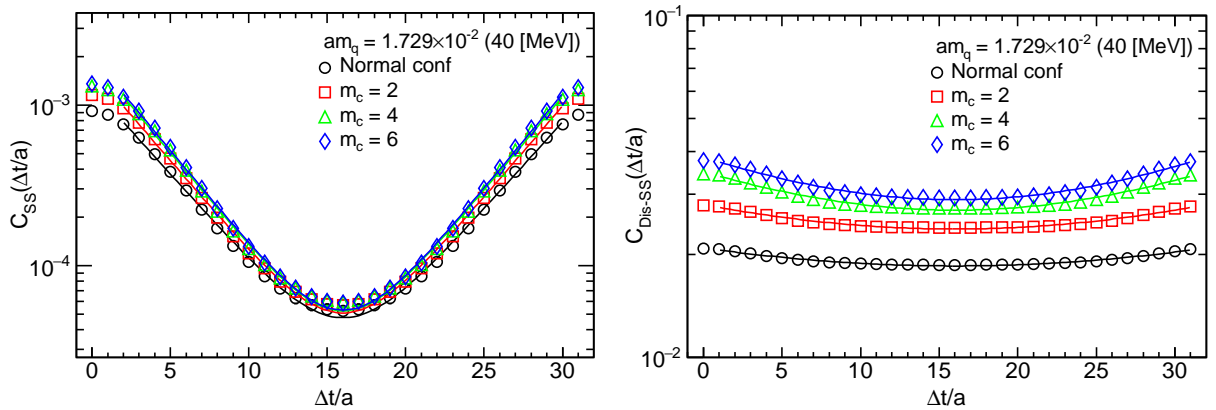


FIG. 1: Left panel: the numerical results of the connected correlation C_{SS} . Right panel: the numerical results of the disconnected correlation C_{Dis-SS} . The colored lines indicate the fitting results.

TABLE II: The fitting results of a^4Z , am , and χ^2/dof and estimated masses m of the connected correlation C_{SS} and disconnected correlation C_{Dis-SS} .

Corre.	m_c	a^4Z	am	m [MeV]	FR: $[\Delta t/a]$	χ^2/dof
C_{SS}	Normal conf	$6.46(15) \times 10^{-4}$	0.250(2)	$5.78(5) \times 10^2$	2-30	20/27
	2	$8.7(2) \times 10^{-4}$	0.264(2)	$6.05(5) \times 10^2$	2-30	23/27
	4	$1.04(2) \times 10^{-3}$	0.269(2)	$6.22(5) \times 10^2$	2-30	37/27
	6	$1.09(2) \times 10^{-3}$	0.271(2)	$6.27(5) \times 10^2$	2-30	28/27
C_{Dis-SS}	Normal conf	$9.6(6) \times 10^{-4}$	$3.13(13) \times 10^{-2}$	73(3)	1-31	3/29
	2	$1.58(8) \times 10^{-3}$	$3.68(13) \times 10^{-2}$	85(3)	1-31	6/29
	4	$2.67(10) \times 10^{-3}$	$4.68(11) \times 10^{-2}$	$1.08(2) \times 10^2$	1-31	12/29
	6	$3.18(11) \times 10^{-3}$	$4.96(10) \times 10^{-2}$	$1.15(2) \times 10^2$	1-31	8/29

We fit the following curve F with two parameters m and a^4Z to the numerical result of the correlation functions C_{SS} and C_{Dis-SS} as shown in Fig. 1:

$$F(t) = \frac{a^4Z}{am} \exp\left(-\frac{Tm}{2}\right) \cosh\left\{m\left(\frac{T}{2} - t\right)\right\}. \quad (6)$$

The fitting results m and a^4Z and numerical results of the masses m that are estimated from the connected and disconnected correlations for the scalar density are listed in Table II.

Next, we calculate the effective mass am_{eff} , using the numerical results of the correlation functions (4) and (5), which is defined as follows:

$$am_{\text{eff.}}(t) = -\log \frac{C(t+1)}{C(t)} \quad (7)$$

We then fit a constant function $y = A_{\text{eff.}}$ to the numerical results of the effective masses $am_{\text{eff.}}$ as shown in Fig. 2. The fitting results are listed in Table III. We set the fitting range to be narrow because the values of χ^2/dof become large when the fitting ranges become larger.

However, the right panel of Fig. 2 shows that the numerical results of the effective mass of the disconnected correlation gradually decrease and do not achieve the plateau even if the temporal direction of the lattice is sufficiently large; therefore, we suppose that the mass estimated from the disconnected correlation would not be a stable state.

Figure 3 shows the estimated masses m_s and m_{dis-s} from connected contributions and disconnected contributions. We compare the masses obtained by fitting curve (6) to the correlation func-

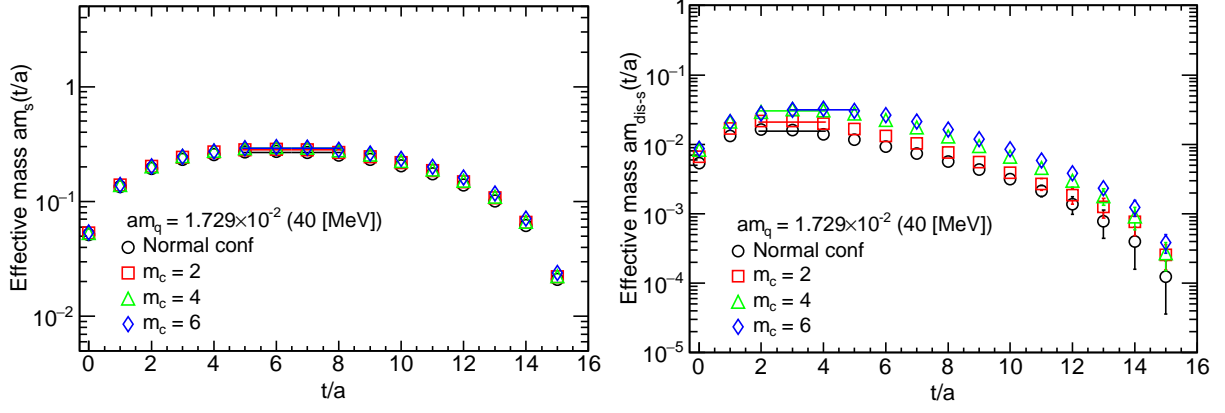


FIG. 2: Left panel: the effective mass am_s calculated from the connected correlations. Right panel: the effective mass am_{dis-s} calculated from the disconnected correlations. The colored lines indicate the fitting results.

TABLE III: The fitting results of $A_{\text{eff.}}$ and χ^2/dof of the effective mass and the estimated masses m .

Eff. mass	m_c	$A_{\text{eff.}}$	m [MeV]	$FR: [t/a]$	χ^2/dof
am_s	Normal conf	0.267(3)	$6.17(6) \times 10^2$	5-8	6/3
	2	0.281(3)	$6.49(6) \times 10^2$	5-8	6/3
	4	0.292(2)	$6.75(6) \times 10^2$	5-8	6/3
	6	0.292(3)	$6.75(6) \times 10^2$	5-8	3/3
am_{dis-s}	Normal conf	$1.55(2) \times 10^{-2}$	35.8(0.5)	2-4	22/2
	2	$2.10(4) \times 10^{-2}$	48.6(0.9)	2-4	6/2
	4	$3.05(5) \times 10^{-2}$	70.6(1.1)	2-4	7/2
	6	$3.16(6) \times 10^{-2}$	73.1(1.3)	3-5	2/2

tions with the masses obtained from the effective mass (7). The figure demonstrates that the masses m_s and m_{dis-s} increase with increasing the number density of the instantons and anti-instantons $\rho_I^{\frac{1}{4}}$.

To show the influences of the created instantons and anti-instantons on the masses estimated from the connected and disconnected correlations, we calculate the ratios $\frac{m_{dis-s}}{m_s}$ of the mass m_{dis-s} of the disconnected contributions to the mass m_s of the connected contributions. The calculated results are provided in Table IV.

We then fit the following linear function to the numerical results of $\text{Corr. } \frac{m_{dis-s}}{m_s}$ in Table IV as

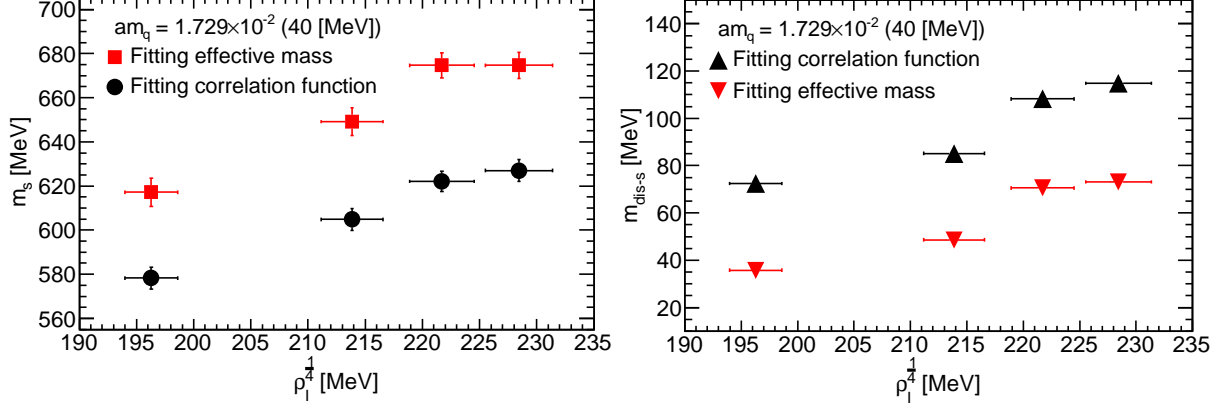


FIG. 3: Comparisons of the masses obtained by fitting the curves to the numerical results of the correlations with the effective mass. Left panel: the masses m_s of the connected contributions. The right panel: the masses m_{dis-s} of the disconnected contributions.

TABLE IV: The mass ratios. The denominator m_s of $\frac{m_{s\text{-prime}}}{m_s}$ is the mass obtained by fitting the curve to the correlation function.

m_c	Corr. $\frac{m_{dis-s}}{m_s}$	Eff. $\frac{m_{dis-s}}{m_s}$	$\frac{m_{s\text{-prime}}}{m_s}$	$\frac{m_{s\text{-prime}}}{m_{ss}}$
Normal conf	0.125(5)	$5.80(10) \times 10^{-2}$	1.13(4)	3.05(12)
2	0.141(5)	$7.49(15) \times 10^{-2}$	1.18(4)	3.16(12)
4	0.174(4)	0.1046(19)	1.36(4)	3.35(10)
6	0.183(4)	0.108(2)	1.49(4)	3.58(11)

shown in Fig. 4: $y = Ax + B$, $x = \rho_I^{1/2}$ or $x = m_c$. The fitting results are as follows: (i) $x = \rho_I^{1/2}$ (the left panel of Fig. 4), $A = 4.6(7)$, $B = -6(3) \times 10^{-2}$, and $\chi^2/\text{dof} = 4/2$. (ii) $x = m_c$ (the right panel of Fig. 4), $A = 1.02(11) \times 10^{-2}$, $B = 0.126(4)$, and $\chi^2/\text{dof} = 5/2$.

Figure 4 and these fitting results indicate that the mass ratios $\frac{m_{dis-s}}{m_s}$ linearly increase with increasing the square root of the number density of the instantons and anti-instantons and the number of magnetic charges of the additional monopoles and anti-monopoles. These results indicate that the influences of the instantons and anti-instantons and the monopoles and anti-monopoles on the disconnected contributions are larger than the influences on the connected contributions.

Incidentally, the connected and disconnected correlations for the scalar density have already been estimated in [18]. Moreover, the instanton model predicts the contributions of the instantons

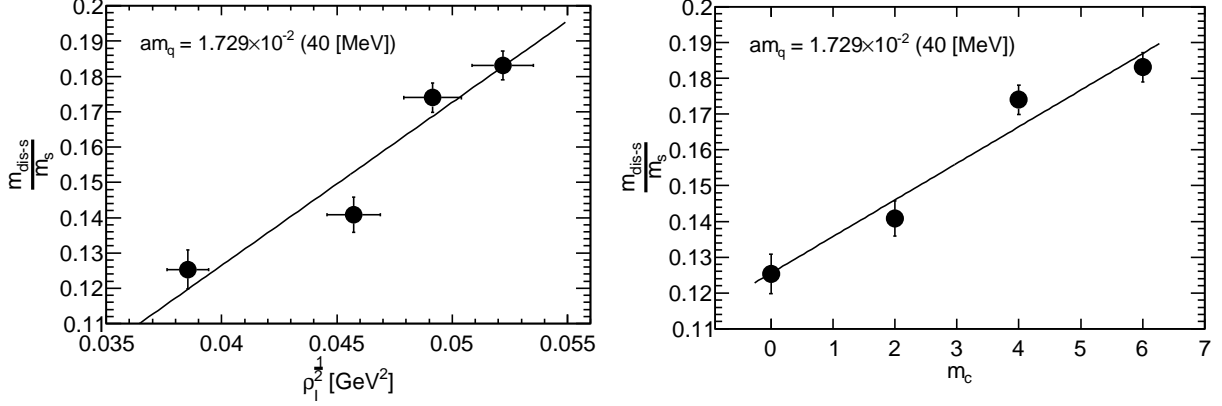


FIG. 4: The mass ratios Corr. $\frac{m_{dis-s}}{m_s}$ and the fitting results. In the right panel, the magnetic charge $m_c = 0$ indicates the numerical results of the normal configurations.

to the connected and disconnected correlations for the scalar density in [19, 20].

C. Scalar-prime meson mass

Finally, we use calculation methods regarding the eta-prime meson mass in lattice gauge theory [15] as a reference and estimate the scalar-prime meson¹ mass from the disconnected correlation. We fit the following curve with two parameters $a^6 Z_{Dis-SS}$ and am_{ss} supposing double poles to the numerical results of the disconnected correlation:

$$C_{Dis-SS}(t) = \frac{a^6 Z_{Dis-SS}}{(am_{ss})^3} \{ (1 + m_{ss}t) \exp(-m_{ss}t) + [1 + m_{ss}(T-t)] \exp[-m_{ss}(T-t)] \}. \quad (8)$$

The fitting results of $a^6 Z_{Dis-SS}$ and am_{ss} are listed in Table V. We then derive the square mass $m_{s\text{-prime}}^2$ of the scalar-prime meson from the following formula substituting the fitting results of $a^4 Z$ in Table II:

$$a^6 Z_{Dis-SS} = \frac{a^4 Z (am_{s\text{-prime}})^2}{4}. \quad (9)$$

The numerical results of the masses of m_{ss} and $m_{s\text{-prime}}$ are provided in Table V. The calculated results of the mass ratios $\frac{m_{s\text{-prime}}}{m_s}$ and $\frac{m_{s\text{-prime}}}{m_{ss}}$ are listed in Table IV.

To evaluate the increases in the mass $m_{s\text{-prime}}$, we fit the following linear function: $y = A_{s'} \rho^{\frac{1}{2}} + B_{s'}$ as shown in the left panel of Fig. 5. The fitting results are as follows: $A_{s'} = 2.1(3) \times 10^{-2}$ [MeV⁻¹], $B_{s'} = -1.8(1.5) \times 10^2$ [MeV], and $\chi^2/\text{dof} = 4/2$. These results demonstrate that the mass

¹ This is named without a theoretical background in this article for convenience.

TABLE V: The fitting results of $a^6 Z_{Dis-SS}$, am_{ss} , and χ^2/dof and the masses of m_{ss} and $m_{s\text{-prime}}$.

m_c	$a^6 Z_{Dis-SS}$	am_{ss}	m_{ss} [MeV]	$m_{s\text{-prime}}$ [MeV]	$FR: [\Delta t/a]$	χ^2/dof
Normal conf	$5.1(4) \times 10^{-5}$	$9.24(17) \times 10^{-2}$	$2.14(4) \times 10^2$	$6.5(2) \times 10^2$	2-30	17/27
2	$8.3(5) \times 10^{-5}$	$9.81(17) \times 10^{-2}$	$2.27(4) \times 10^2$	$7.2(2) \times 10^2$	2-30	25/27
4	$1.45(7) \times 10^{-4}$	0.1091(14)	$2.52(3) \times 10^2$	$8.5(2) \times 10^2$	2-30	47/27
6	$1.79(9) \times 10^{-4}$	0.1129(14)	$2.61(3) \times 10^2$	$9.3(2) \times 10^2$	2-30	41/27

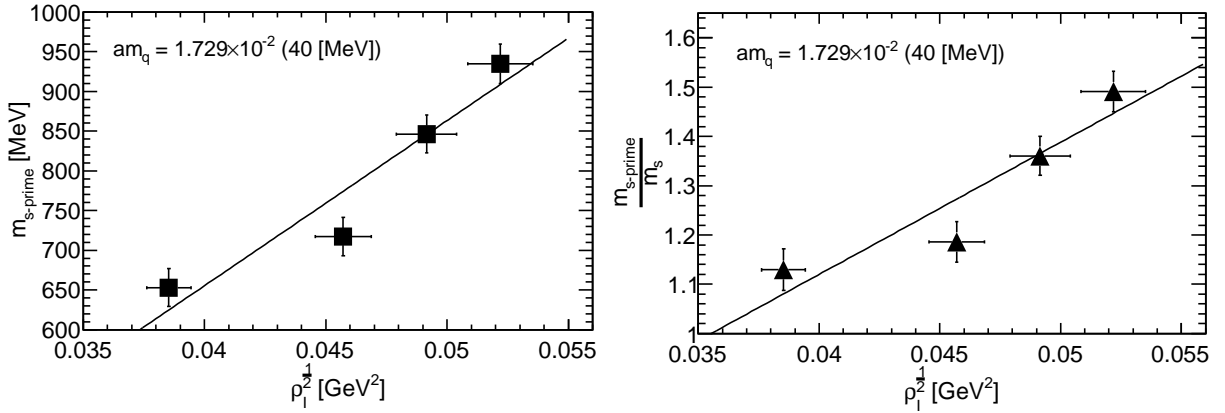


FIG. 5: Left panel: the linear relationship between the scalar-prime mass $m_{s\text{-prime}}$ and the square root of the number density of the instantons and anti-instantons $\rho_I^{1/2}$. Right panel: the linear relationship between the mass ratio $\frac{m_{s\text{-prime}}}{m_s}$ and the square root of the number density of the instantons and anti-instantons $\rho_I^{1/2}$.

$m_{s\text{-prime}}$ becomes heavy with increasing the square root of the number density of the instantons and anti-instantons.

Moreover, we fit the following function to the numerical results of the mass ratio $\frac{m_{s\text{-prime}}}{m_s}$ as shown in the right panel of Fig. 5: $y = A_r \rho^{1/2} + B_r$. The fitting results are $A_r = 27(5)$, $B_r = 0.05(0.2)$, and $\chi^2/\text{dof} = 5/2$. These results demonstrate that the mass ratio $\frac{m_{s\text{-prime}}}{m_s}$ increases in direct proportion to the square root of the number density of the instantons and anti-instantons.

III. SUMMARY AND CONCLUSIONS

We have calculated the connected and disconnected correlation functions for the scalar density using the low-lying eigenvalues and eigenvectors of the overlap Dirac operator. We have investigated the effects of the monopoles, anti-monopoles, instantons, and anti-instantons that are created

in the vacuum on the connected and disconnected correlations, and their effects on the masses that are estimated from these correlations.

The preliminary result shows that the masses that are estimated from the connected and disconnected correlations for the scalar density increase with increasing the number density of the instantons and anti-instantons. We have demonstrated that the mass ratio $\frac{m_{dis-s}}{m_s}$ of the disconnected contribution to the connected contribution linearly increases with increasing the square root of the number density of the instantons and anti-instantons and the number of magnetic charges of the additional monopoles and anti-monopoles.

Finally, we have estimated the scalar-prime meson mass from the disconnected contributions by fitting the same curve as defined in the estimation of the eta-prime meson mass in the quenched approximation. The preliminary results demonstrate that the scalar-prime meson mass and the mass ratio of the scalar-prime meson mass to the scalar meson increase by increasing the number density of instantons and anti-instantons. These increases are in direct proportion to the square root of the number density of instantons and anti-instantons.

These results indicate that the impacts of the instantons and anti-instantons and the monopoles and anti-monopoles on the disconnected contributions are larger than the influences on the connected contributions. We suppose that the additional monopoles and anti-monopoles would strongly affect the disconnected correlations from comparisons of our previous research. We are studying to reveal the reasons.

Acknowledgments

The author uses the supercomputer SX-series and PC-clusters at the Research Center for Nuclear Physics (RCNP) and Cybermedia Center at Osaka University and the storage element of the Japan Lattice Data Grid at the RCNP. The author performed numerical calculations using XC40 at the Yukawa Institute for Theoretical Physics at Kyoto University. The author appreciates that computer resources are kindly provided for this research.

-
- [1] G. 't Hooft. Gauge Fields with Unified Weak, Electromagnetic, and Strong Interactions. In *1975 High-Energy Particle Physics Divisional Conference of EPS (includes 8th biennial conf on Elem. Particles)*, 9 1975.

- [2] S. Mandelstam. II. Vortices and quark confinement in non-Abelian gauge theories. *Phys. Rep.*, 23:245, 1976.
- [3] D. Diakonov. Instantons at work. *Prog. Particle and Nuclear Physics*, 51:173, 2003.
- [4] T. Schäfer and E. V. Shuryak. Instantons in QCD. *Rev. Mod. Phys.*, 70(2):323, 1998.
- [5] C. Bonati, G. Cossu, M. D’Elia, and A. Di Giacomo. The disorder parameter of dual superconductivity in QCD revisited. *Phys. Rev. D*, 85:065001, 2012.
- [6] P. H. Ginsparg and K. G. Wilson. A remnant of chiral symmetry on the lattice. *Phys. Rev. D*, 25:2649, 1982.
- [7] H. Neuberger. Exactly massless quarks on the lattice. *Phys. Lett. B*, 417:141, 1998.
- [8] H. Neuberger. More about exactly massless quarks on the lattice. *Phys. Lett. B*, 427:353, 1998.
- [9] M. Lüscher. Exact chiral symmetry on the lattice and the Ginsparg-Wilson relation. *Phys. Lett. B*, 428:342, 1998.
- [10] S. Chandrasekharan. Lattice QCD with Ginsparg-Wilson fermions. *Phys. Rev. D*, 60:074503, 1999.
- [11] A. Di Giacomo and M. Hasegawa. Instantons and monopoles. *Phys. Rev. D*, 91:054512, 2015.
- [12] M. Hasegawa. Color confinement, chiral symmetry breaking, and catalytic effect induced by monopole and instanton creations. *Eur. Phys. J. C*, 82:1040, 2022.
- [13] M. Hasegawa. Monopole and instanton effects in QCD. *JHEP*, 09:113, 2020.
- [14] M. Hasegawa. Instanton effects on chiral symmetry breaking and hadron spectroscopy. *Proc. Sci.*, Lat2021:397, 2022.
- [15] T. DeGrand and Urs M. Heller. Witten-Veneziano relation, quenched QCD, and overlap fermions. *Phys. Rev. D*, 65:114501, Jun 2002.
- [16] L. Giusti, G.C. Rossi, M. Testa, G. Veneziano. The $U_A(1)$ problem on the lattice with Ginsparg–Wilson fermions. *Nucl. Phys. B*, 628:234, 2002.
- [17] S. Necco and R. Sommer. The $N_f=0$ heavy quark potential from short to intermediate distances. *Nucl. Phys. B*, 622:328, 2002.
- [18] N. Isgur and H. B. Thacker. Origin of the Okubo-Zweig-Iizuka rule in QCD. *Phys. Rev. D*, 64:094507, Oct 2001.
- [19] T. Schäfer and V. Zetocha. Instantons and the spin of the nucleon. *Phys. Rev. D*, 69:094028, May 2004.
- [20] T. Schäfer and E. Shuryak. Comment on "On the Origin of the OZI Rule in QCD", by N. Isgur and H. B. Thacker. *arXiv:hep-lat/0005025*, 2000.