
BLOCK-WISE QUANTUM GRAYSCALE IMAGE REPRESENTATION AND COMPRESSION SCHEME USING STATE CONNECTION

Md Ershadul Haque

School of Computing, Mathematics and Engineering
Charles Sturt University
Bathurst, NSW 2795
mhaque@csu.edu.au

Manoranjan Paul

School of Computing, Mathematics and Engineering
Charles Sturt University
Bathurst, NSW 2795
mpaul@csu.edu.au

Anwaar Ulhaq

School of Computing, Mathematics and Engineering
Charles Sturt University
Bathurst, NSW 2795
aulhaq@csu.edu.au

Tanmoy Debnath

School of Computing, Mathematics and Engineering
Charles Sturt University
Bathurst, NSW 2795
tdebnath@csu.edu.au

December 20, 2022

ABSTRACT

Quantum computing draws huge attention due to its faster computational capability compared to classical computing to represent and compress the classical image data into the quantum domain. The main idea of quantum domain representation is to convert pixel intensities and their coordinates i.e. state label preparation using quantum bits i.e. Qubits. For a bigger size image, the state label preparation takes more Qubits. To address more Qubits issues, a novel SCMNEQR (State Connection Modification Novel Enhanced Quantum Representation) approach has been proposed that uses fewer qubits to map the arbitrary size of the grayscale image using block-wise state label preparation. The proposed SCMNEQR approach introduces the state connection using a reset gate rather than repeating the use of the Toffoli gate used in the existing approach. The experimental results show that the proposed approach outperforms the existing methods in terms of compression.

Keywords Quantum image representation and compression, image preparation, SCMNEQR, state connection

1 Introduction

In the quantum computer discipline, physics, and computer science plays an important role in concrete the quantum information processing (QIP) field [1]. Superposition, Entanglement, and Parallelism are the main properties in quantum computing that make it unique [2, 3, 4, 5, 6]. On the other hand, the classical computer is unable to solve the NP (non-deterministic polynomial) hard problems rapidly. Meanwhile, its computing power has not increased significantly in the past decade [7]. Therefore, Feynman et al. demonstrated another way to increase computing power by introducing the quantum computer [8]. An algorithm for factorial calculation of integer was proposed in [9]. After that, following factorial calculation, a database search algorithm was found in [10]. Many other applications, such as flight schedules, and chess playing, it's still suffering from limited algorithmic support like today's classical computer. The ideas from the quantum computer should be on an atomic scale like classical computers [5, 6, 11, 12]. Applications of a quantum computer in terms of image computing are compression, segmentation, security, watermarking, quantum machine learning, and remote sensing [5, 13]. The complexity of the classical computer requires $O(n * 2^n)$ whereas the quantum computer is $O(n)$. In a quantum computer, the number of required operational gates that determine the complexity of the system [14]. The preparation of the grayscale image requires different strategies compared to the color counterpart. In this work, a novel SCMNEQR approach has been proposed for JPEG grayscale image representation and compression

to make the system more practical to use. The DCT is used as a preparation step. The main contributions of this proposed work are outlined as follows:

- Representing and compressing the grayscale image in a quantum block-wise system
- Minimizing the bit rate tremendously compared to the previous approach
- Measuring the corresponding rate-distortion curve in terms of the quantum domain
- Introducing a novel reset gate in replace of the Toffoli gate

The remaining paper is organized as follows. Section 2 outlines the related works. Section 3 discusses the proposed approach. Section 4 represents the computational result and its summary. Section 5 concludes the proposed work.

2 Related Works

Figure 1 shows the frequency of publications and citations on quantum image representation published between 1991 and 2022. Interest in this field is gradually increasing and the publication records were found higher in 2022 compared to other years. Figure 2 shows the publications and citations trend for more than three decades for image representation

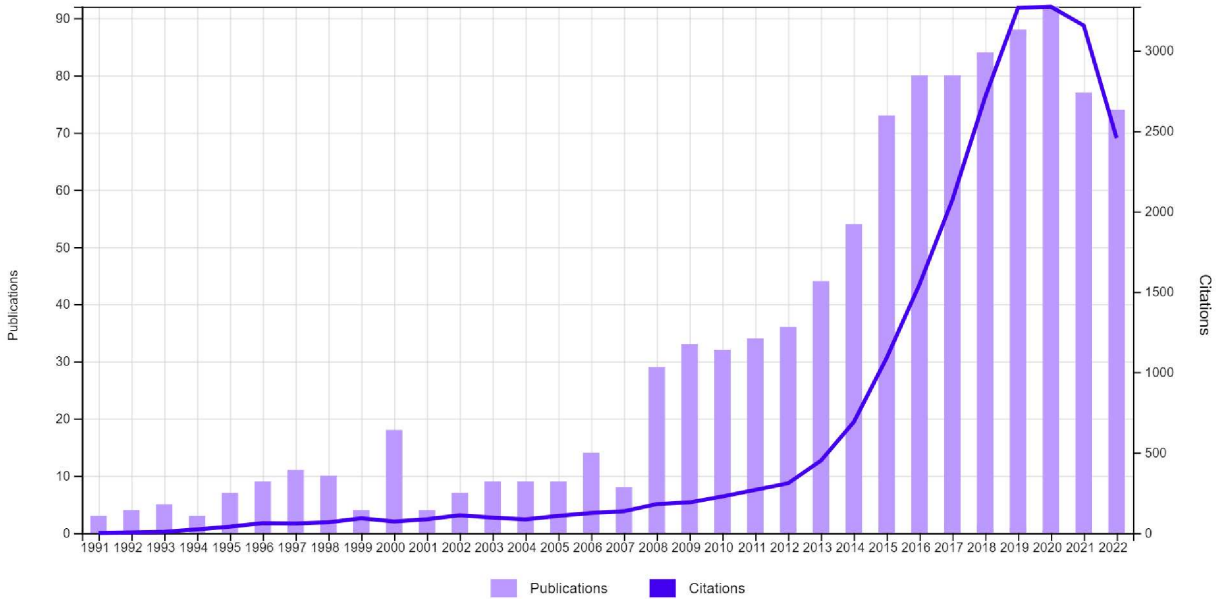


Figure 1: Number of publications and citations for quantum image representation.

and compression. The graph shows that the initial work of quantum representation and its compression was seen in 1998. After that, there no significant work was done until 2011. The publication report increased exponentially till 2019. Between 2019 and 2021, the number of publications changes randomly. The solid line in Figure 2 shows the citation report for image representation and compression. The citation report started after 2011, and thereafter it grew tremendously. The citation report indicates that quantum computing is a growing field in the research community. However, still there have a lot of areas of development issues that are the main motivation of this research.

Qubit lattice is the first quantum approach that demonstrates how to represent and restore a classical image into a quantum system [15]. A Real-ket-based image representation algorithm was proposed by Latorre et al. in [16]. An FRQI (Flexible Representation of Quantum Image) algorithm was developed in [17] that converts four random pixels into its equivalent quantum system using a single ancillary qubit as an angle. The Entanglement image representation was proposed in 2010 [18]. JPEG-based image compression was proposed by Jiang et al. in 2017 [19] that uses GQIR and DCT approaches together. An equivalent bit pixel image is investigated by Laurel et al. in [20]. A NEQR (Novel Enhanced Quantum Representation), was proposed to represent a square grayscale image and resolve the FRQI issue [21]. An INEQR (Improved Novel Enhanced Quantum Representation) approach was proposed [22] that represents tiny rectangular grayscale images rather than a color image.

A NASS (normal arbitrary superposition state) was proposed in [23]. An EFRQI algorithm is proposed in 2021 to

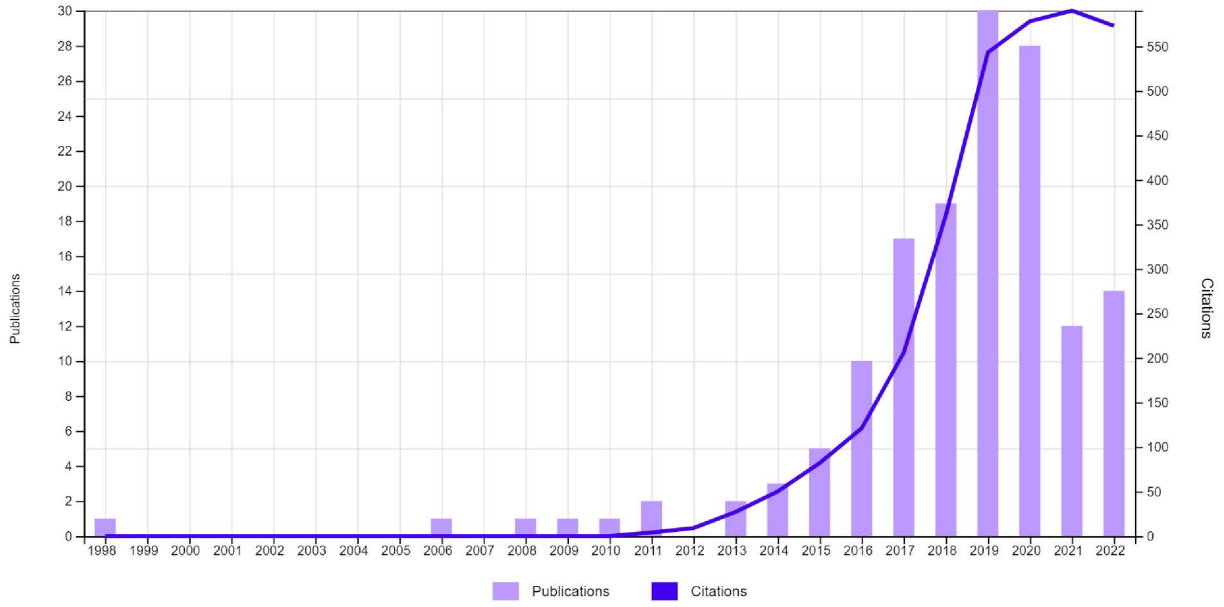


Figure 2: Number of publications and citations for quantum image representation and compression.

minimize the state preparation bits of the NEQR approach[24]. Grayscale image-based quantum image compression is found in [25]. Figure 3 shows an example of EFRQI approach for pixel values of 125($X=0, Y=0$), 1($X=1, Y=0$), 1($X=4, Y=0$), 4($X=0, Y=1$), and 16($Y=3, X=0$) respectively. For each pixel state preparation, the EFRQI approach uses the same Toffoli gate twice (shown in the red circle) for connecting the state values qubits to the pixel values qubits. To complete the full connection, the Toffoli gate generates a higher amount of bits is the main drawback of the EFRQI approach.

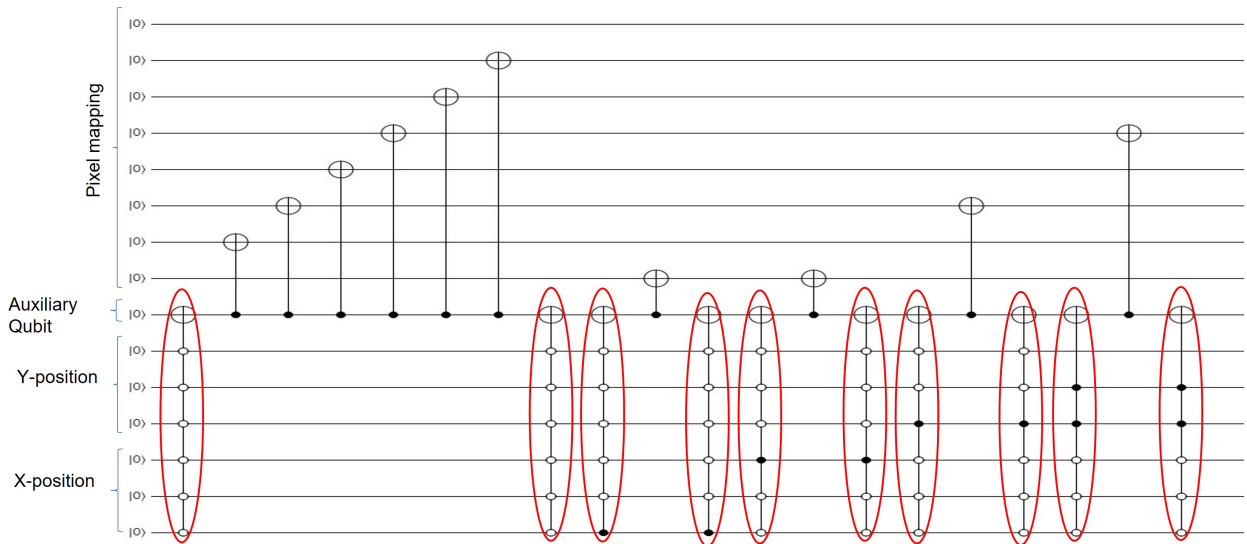


Figure 3: An EFRQI circuit diagram for pixel values representation

3 Proposed methodology

Figure 4 shows the proposed circuit diagram that represents and compresses the grayscale image. The green circle represents the reset gate used to nullify the previous state's effect on the next state's preparation. A $2^n \times 2^m$ image size

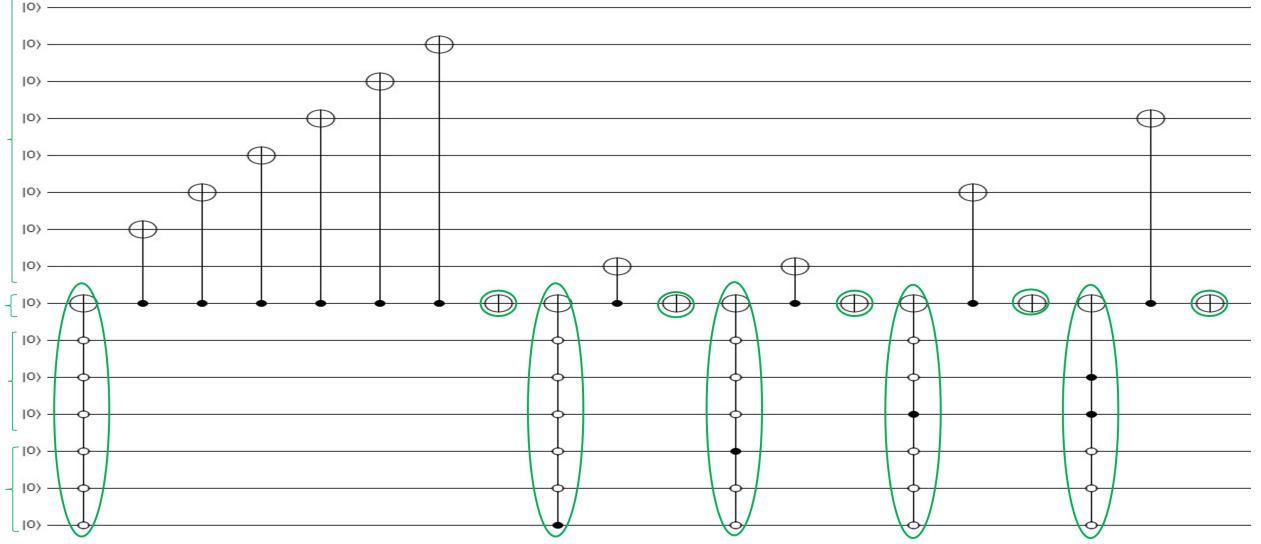


Figure 4: Proposed SCMNEQR circuit diagram.

is considered to represent and compress an image in a block-wise quantum image. Where m and n are the rows and columns of each image.

The steps involved in the SCMNEQR approach are.

Step 1: DCT and quantized.

Step 2: Pre-process the pixel or coefficient which requires $q + 2n + 1$ qubits and initially set all qubit's values to $|0\rangle$. Where q is the number of required qubits to map non-zero pixel or coefficient values. On the other hand, $n_p = \log_2(S_x)$ and $m_p = \log_2(S_y)$ are the position representing qubits for representing the X and Y position of non-zero pixels or coefficients. Where S_x and S_y are the block size of the X and Y-position images. An auxiliary qubit is used to make the connection between the pixel or coefficient and the position representing qubits. The initial state of qubits can be expressed by the below equation [24].

$$|\Psi_0\rangle = |0\rangle^{\otimes(q+2n+1)} \quad (1)$$

Then, $(q + 1)$ identity gates and $2n$ Hadamard gates are used for pixels or coefficient preparation and its state preparation respectively, and shown below.

$$I = \begin{bmatrix} 1 & 0 \\ 0 & 1 \end{bmatrix} \quad (2)$$

$$H = \begin{bmatrix} 1/\sqrt{2} & 1/\sqrt{2} \\ 1/\sqrt{2} & -1/\sqrt{2} \end{bmatrix} \quad (3)$$

In this step, the whole quantum step can be expressed as follows:

$$U = I^{\otimes q+1} \otimes H^{\otimes 2n} \quad (4)$$

The operator U transforms Ψ_0 from the initial state to the intermediate state, ψ_1 .

$$\Psi_1 = U(|\Psi_0\rangle) = (I|0\rangle)^{\otimes q+1} \otimes (H|0\rangle)^{\otimes 2n} \quad (5)$$

The final preparation step is done using the U_2 quantum operator:

$$\Psi_2 = U_2(|\Psi_1\rangle) = \frac{1}{2^n} \sum_{i=1}^{j=1} |C_{YX}\rangle |YX\rangle \quad (6)$$

where $|C_{YX}\rangle$ and YX are pixels or coefficients and the position of the grayscale image. The quantum transform operator is U_2 is given below.

$$U_2 = \prod_{X=0, \dots, 2^n-1} \prod_{Y=0, \dots, 2^n-1} U_{YX} \quad (7)$$

The connection of the Toffoli and reset gate is given below.

$$S_{state} = (\log_2(S_X) + \log_2(S_Y) + 1 + 1) \otimes N_{tcn} \quad (8)$$

The required bit rate (BR) is calculated using the following equation.

$$BR = q_{ones} + S_{state} + S_{bit} + A_{bit} + B_e \quad (9)$$

Where S_{state} is the state preparation bit. q_{ones} is the frequent number of ones from pixels or coefficients. S_{bit} is the sign bit that represents the sign of the non-zero pixel or coefficient values. A_{bit} is the number of bits that come from the auxiliary qubits. B_e is the bit rate used to locate block position errors. Step 3: After applying 8×8 DCT, extract the non-zero quantized pixel or coefficient values in the 16×16 quantum block system. In the meantime, calculate the bit rate (BR) considering with position error of each block. Moreover, the sign bit (SB) is also considered to account for the sign of each non-zero pixel or coefficient value.

Step 4: Perform de-quantization.

Step 5: Perform inverse DCT.

Step 6: Measure the quality of the recovery image.

4 Result and discussion

In this section, the experimental results are analyzed for Deer(1024×1024), Baboons(512×512), Scenery (512×512), and Peppers(512 × 512) images for verification purposes of proposed approach [26, 27, 28]. Two ‘experiments have been conducted to demonstrate the proposed method’s performance. Experiments I and II analyze the proposed scheme’s computational result directly and indirectly.

4.1 Experiment I- result analysis of direct approach

This section analyzes the experimental results related to the SCMNEQR direct approach. Figure 5 exhibits the required bit rate of the proposed SCMNEQR scheme compared with NCQI, INCQI, and EFRQI approaches for deer image. The comparison results show that the proposed SCMNEQR approach requires an approximate (21MB) bit rate which is less compared to NCQI(30MB), INCQI(39MB), and EFRQI(29MB) respectively.

On the other hand, Figure 6 shows the required bit rate of the proposed SCMNEQR approach for Baboon’s image

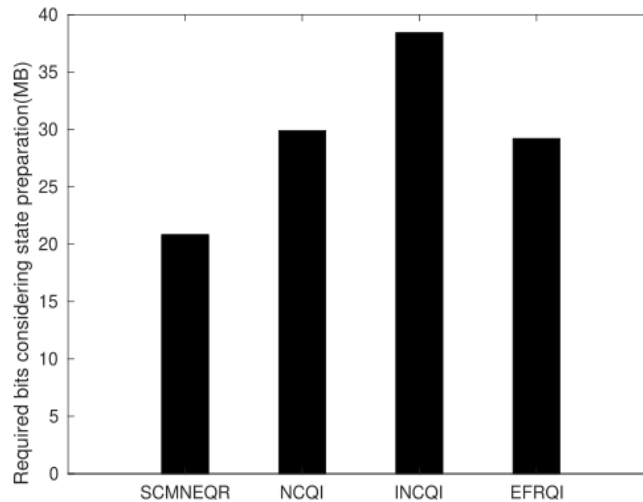


Figure 5: SCMNEQR Bit rate comparison for Deer image

compared to the other considered approaches. The comparison result reveals that the proposed SCMNEQR approach can represent Baboon’s image efficiently because it requires lower bit rates than others. That means, it represents the Baboons image with low complexity circuit. Therefore, the number of required operational gates is lower in the case of the SCMNEQR approach compared to NCQI, INCQI, and EFRQI approaches respectively. Figure 7 depicts the required number of bit rates for scenery images and compares the result with NCQI, INCQI, and EFRQI approaches. The comparison result reveals that the SCMNEQR approach requires lower bit rates compared to others. On the

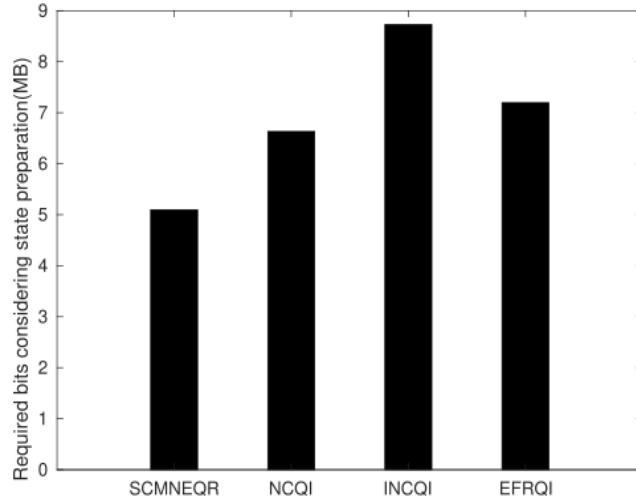


Figure 6: SCMNEQR Bit rate comparison for Baboons image

contrary, the NCQI and EFRQI require moderate bit rates compared to the SCMNEQR approach.

Figure 8 presents the required number of bit rates for the scenery image and compares the result with the existing

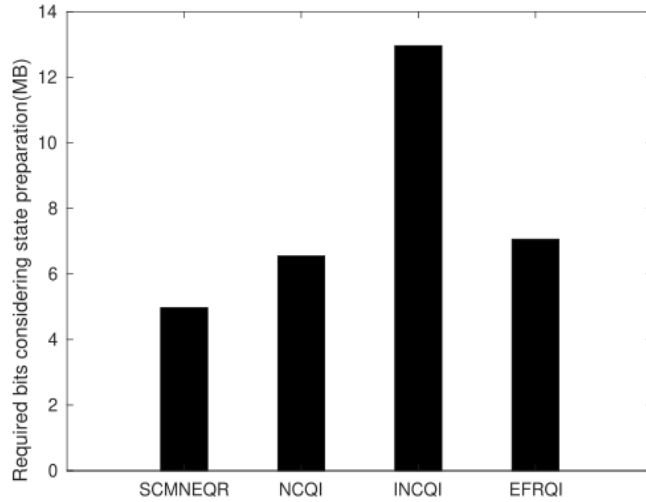


Figure 7: SCMNEQR Bit rate comparison for Scenery image

approaches. Comparison results depict that the SCMNEQR approach represents the image inside the quantum processor more efficiently compared to INCQI, NCQI, and EFRQI approaches respectively. The result is expected due to the efficient architecture of the proposed SCMNEQR approach.

4.2 Experiment II- result analysis of indirect approach

Figure 9 reveals the comparison result of the proposed SCMNEQR approach rate-distortion curve (RDC) compared to DCT-INCQI, DCT-NCQI, and DCT-EFRQI approaches respectively. The comparative result shows that over all the quantization factor, the proposed SCMNEQR approach exhibit a better result compared to others. Meanwhile, only the DCT-NCQI approach draws the near amount of bit rate but the same amount of PSNR values. On the other hand, both DCT-EFRQI and DCT-INCQI require a higher amount of RDC compared to the SCMNEQR approach. From

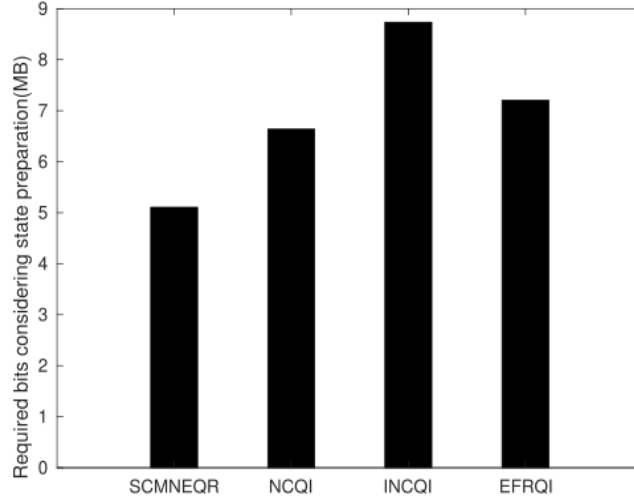


Figure 8: SCMNEQR Bit rate comparison for Pepper image

this scenario, It is concluded that the proposed SCMNEQR scheme performs better than represents Figure 10 presents the comparative results of RDC of the proposed SCMNEQR approach and compares the result with DCT-INCQI, DCT-NCQI, and DCT-EFRQI approaches for Baboon's image. The comparison result shows that the SCMNEQR approach represents and compresses the gray channel of Baboon's image efficiently compared to all other considered approaches. The SCMNEQR approach requires lower operational gates than others means that it has more compression ability. Only, DCT-NCQI exhibits an adjacent bit rate whereas DCT-INCQI stays away from the SCMNEQR approach. In between DCT-EFRQI and DCT-INCQI approaches, at the initial quantization factor, QF=8, the DCT-INCQI shows better performance compared to DCT-EFRQI. For QF=16, the DCT-EFRQI requires higher operational gates or bit rates than DCT-INCQI. For this reason, a crossover happened between 8 and 16 quantization factors.

Figure 11 shows the computational results of the SCMNEQR scheme for scenery images. From a comparative point of view, it has been seen that the SCMNEQR approach has a better ability to compress the scenery image over considered quantization factors compared to all other methods. In between DCT-INCQI and DCT-EFRQI, before QF=16, the DCT-EFRQI approach displays the better result, and thereafter DCT-INCQI performs better over the rest of the other quantization factors. On the contrary, DCT-NCQI requires less bit compared to DCT-INCQI and DCT-EFRQI approaches, but a higher bit rate compared to the SCMNEQR approach.

Figure 12 shows the computational result of the SCMNEQR approach alongside DCT-INCQI, DCT-NCQI, and DCT-EFRQI approaches. Results show that the proposed SCMNEQR approach performs better compared to all other considered approaches. The DCT-NCQI approach provides closer RDC compared to the SCMNEQR approach. Conversely, both DCT-INCQI and DCT-EFRQI approaches demonstrate higher RDC values than the SCMNEQR approach. At the quantization factor 8, DCT-INCQI shows better performance compared to the DCT-INCQI approach. After quantization factor 16, the DCT-EFRQI approach requires a higher bit rate than the DCT-INCQI approach. For this reason, a crossover happened between 8 and 16 quantization factors. For the rest of the quantization factor, the DCT-INCQI performs better results compared to the DCT-EFRQI approach.

5 conclusion

In this article, we have presented a novel quantum circuit for grayscale quantum image representation and compression. The improvement is done in the state connection circuit for efficient representation and compression. One of the major advantages is that it uses a 16×16 quantum block. Besides, the required number of qubits for state preparation is 8. Any size of the grayscale image could be presented using the proposed SCMNEQR approach. In addition, it uses the universal quantum Toffoli gate, reset gate, and auxiliary qubit. Another advantage of the proposed scheme is that it does not require a look-up table to perform the operation. It is concluded that the performance of the proposed scheme is much better than the existing approaches.

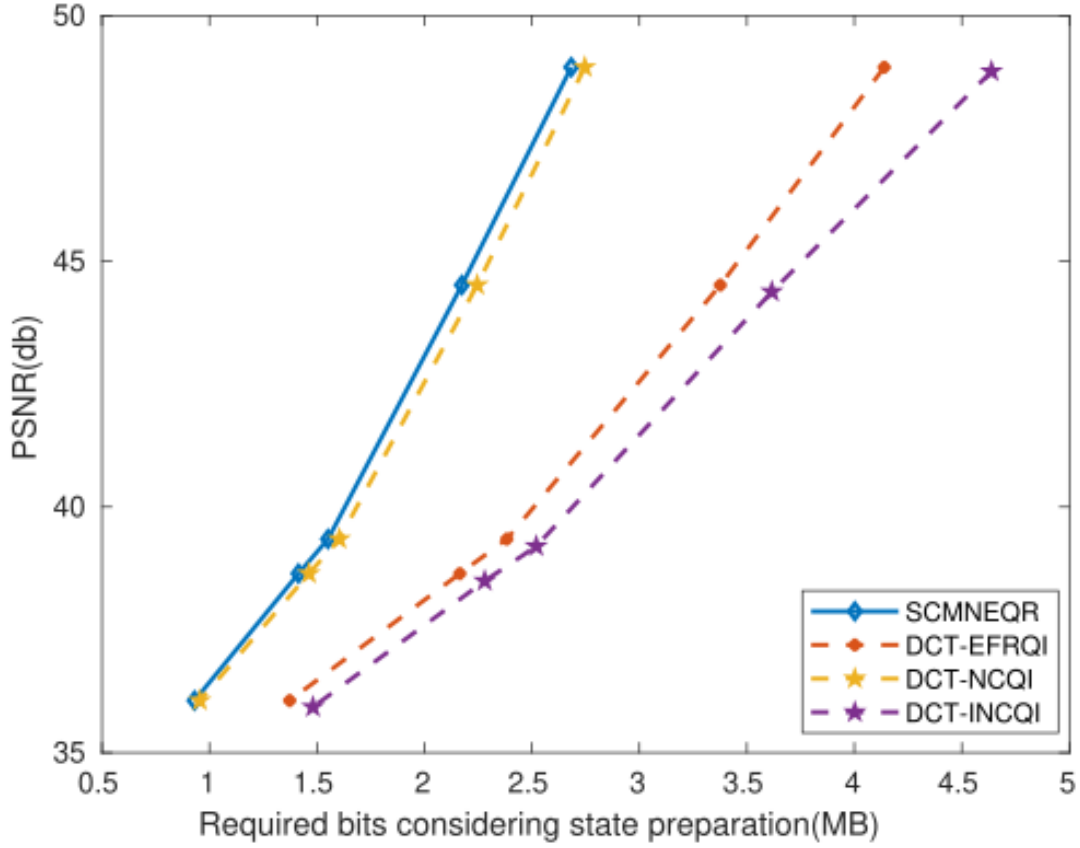


Figure 9: SCMNEQR scheme RDC for Deer image

Acknowledgment

The author declare that there is no conflict of interest.

References

- [1] Rabia Amin Khan. An improved flexible representation of quantum images. *Quantum Information Processing*, vol. 18, no. 7, pages 1-19, 2019.
- [2] Jacobs IS and Bean CP. *Fine particles, thin films and exchange anisotropy*. in Magnetism, pages. 271–350, 1963.
- [3] Thaddeus D. Ladd, Fedor Jelezko, Raymond Laflamme, Yasunobu Nakamura, Christopher Monroe, and Jeremy Lloyd O’Brien. Quantum computers. *nature*, vol. 464, no. 7285, pages. 45-53, 2010.
- [4] Mandra Salvatore, Gian Giacomo Guerreschi, and Alán Aspuru-Guzik. *Faster than classical quantum algorithm for dense formulas of exact satisfiability and occupation problems*. New Journal of Physics, vol. 18, no. 7, pages. 073003, 2016.
- [5] Junaid Rehman. Advantages and disadvantages of quantum computer, Learn about IT beyond distance. <https://www.itrelease.com/2020/10/advantages-and-disadvantages-of-quantum-computers/>,
- [6] Aaronson, Scott. The limits of quantum, Scientific American, vol.298,no. 3,pp. 62–69,2008.
- [7] Zhaobin Wang, Minzhe Xu, and Yaonan Zhang. Review of quantum image processing. *Archives of Computational Methods in Engineering*, pages. 1-25, 2021.

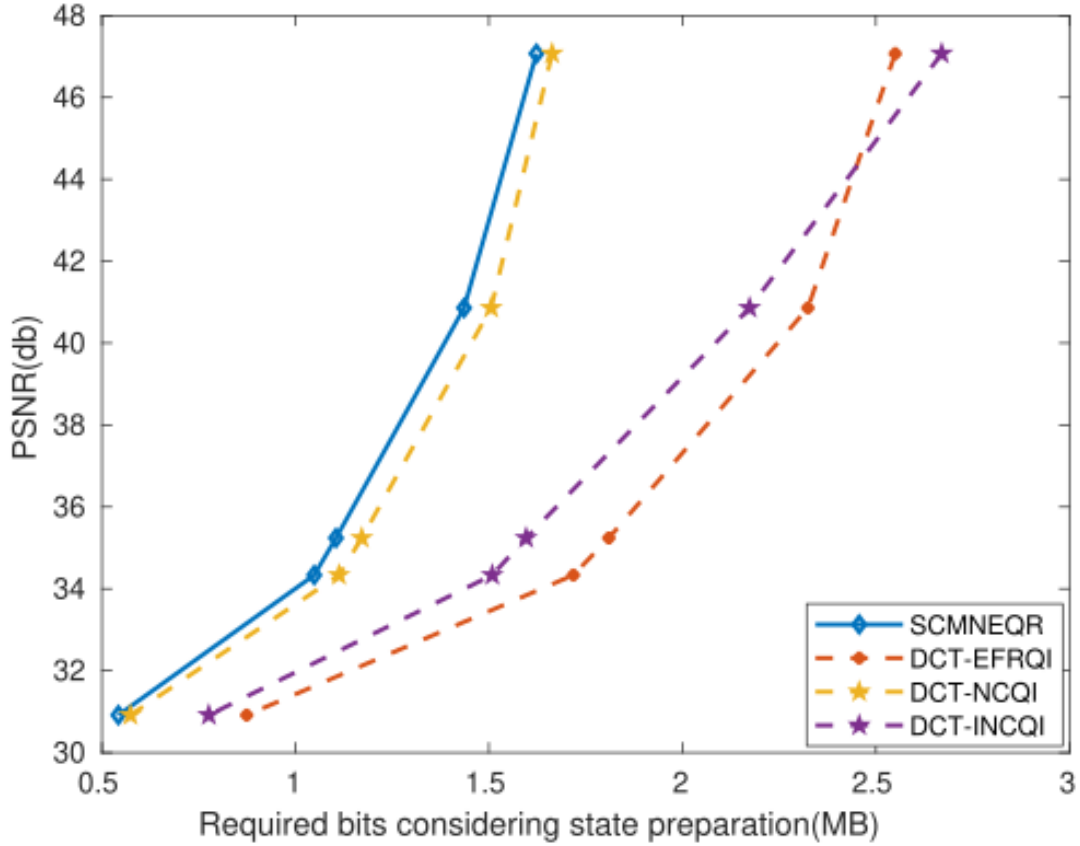


Figure 10: SCMNEQR scheme RDC for Baboons image

- [8] Richard P. Feynman. *Simulating physics with computers*. In Feynman and computation, pp. 133-153. CRC Press, 2018.
- [9] Peter W. Shor. Algorithms for quantum computation: discrete logarithms and factoring. In *Proceedings 35th annual symposium on foundations of computer science*, pp. 124-134. Ieee, 1994.
- [10] Grover, Lov K. A fast quantum mechanical algorithm for database search. In *Proceedings of the twenty-eighth annual ACM symposium on Theory of computing*, pp. 212-219. 1996.
- [11] Haque, Md Ershadul and Paul, Manoranjan and Debnath, Tanmoy. A novel state connection strategy for quantum computing to represent and compress digital images, arXiv preprint arXiv:2212.07079,2022.
- [12] Kazuhiro Gomi Quantum Computing: Limits, Options And Applications, Forbes Technology Council, 2020, "[Online; accessed 31-11-2022]".
- [13] Kalonia, Mohini, and Trasha Gupta Review on applications of quantum image processing. *Proc. SPIE 11878, Thirteenth International Conference on Digital Image Processing (ICDIP 2021), 118781T (30 June 2021)*, <https://doi.org/10.1117/12.2601025>.
- [14] Yan, Fei and Iliyasa, Abdullah M and Venegas-Andraca, Salvador E, A survey of quantum image representations, *Quantum Information Processing*, vol. 15, no. 1, pp.1-35,2016.
- [15] Zhang, Yi and Lu, Kai and Gao, Yinghui and Wang, Mo NEQR: a novel enhanced quantum representation of digital images *Quantum information processing*, vol. 12, no. 8, pp. 2833-2860, 2013.
- [16] Jose I. Latorre. Image compression and entanglement. *arXiv preprint quant-ph/0510031*.
- [17] Phuc Q. Le, Fangyan Dong, and Kaoru Hirota. A flexible representation of quantum images for polynomial preparation, image compression, and processing operations. *Quantum Information Processing*, vol. 10, no. 1, pages. 63-84, 2011.

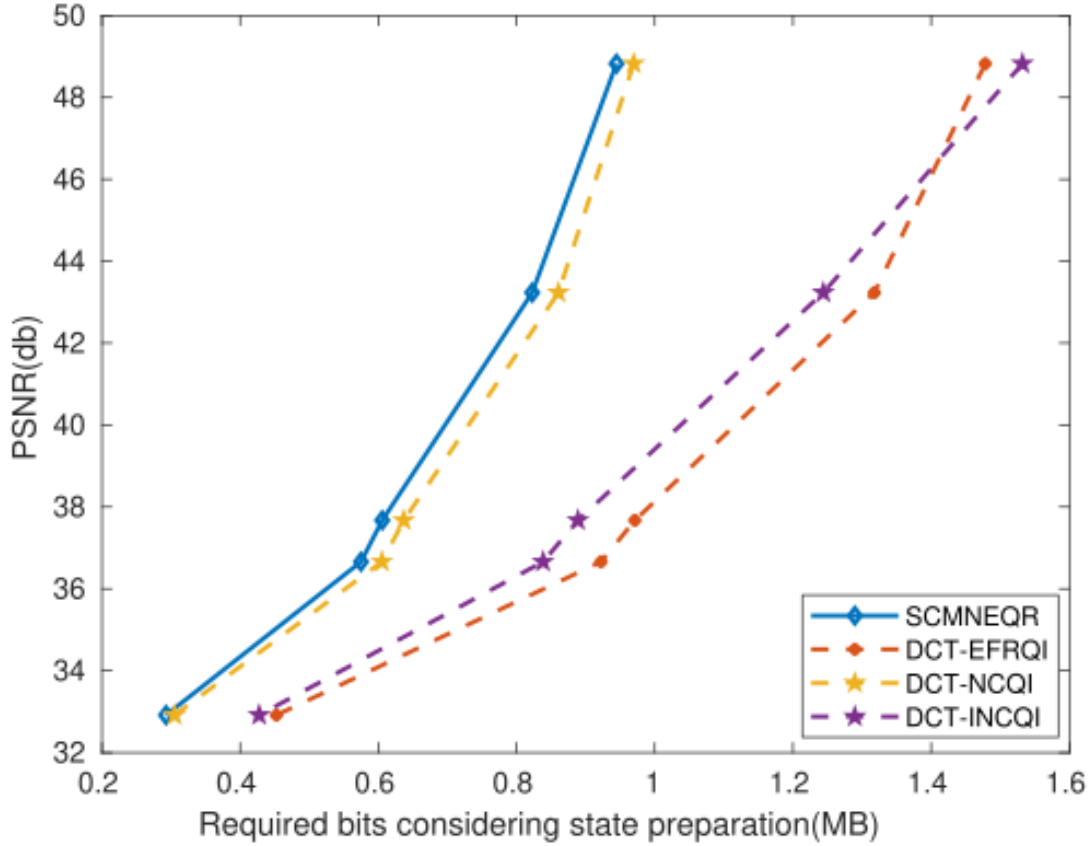


Figure 11: SCMNEQR scheme RDC for Scenery image

- [18] Venegas-Andraca, Salvador E and Ball, JL, Processing images in entangled quantum systems, *Quantum Information Processing*, vol.9,no. 1,pp. 1–11,2010.
- [19] Nan Jiang, Xiaowei Lu, Hao Hu, Yijie Dang and Yongquan Ca. A novel quantum image compression method based on JPEG. *International Journal of Theoretical Physics*, vol. 57, 3no. pp. 611-636, 2018.
- [20] Laurel, Carlos Ortega, Shi-Hai Dong, and M. Cruz-Irisson. Equivalence of a bit pixel image to a quantum pixel image. *Communications in Theoretical Physics*, vol. 64, no. 5, pages. 501, 2015.
- [21] Sang, Jianzhi and Wang, Shen and Li, Qiong. A novel quantum representation of color digital images *Quantum Information Processing*, vol. 16, no. 2, pp. 1-14, 2017.
- [22] Su, Jie and Guo, Xuchao and Liu, Chengqi and Lu, Shuhan and Li, Lin. An improved novel quantum image representation and its experimental test on IBM quantum experience, *Scientific Reports*, vol. 11, no. 1, pp. 1-13, 2021.
- [23] author=Li, Hai-Sheng and Zhu, Qingxin and Li, Ming-Cui and Ian, Hou and others. Multidimensional color image storage, retrieval, and compression based on quantum amplitudes and phases, *Information Sciences*,vol. 273, pp. 212–232, 2014.
- [24] Norhan Nasr, Ahmed Younes and Ashraf Elsayed. Efficient representations of digital images on quantum computers. *Multimedia Tools and Applications*, vol. 80, no. 25, pages.34019-34034, 2021.
- [25] Haque, Md Ershadul and Paul, Manoranjon and Ulhaq, Anwaar and Debnath, Tanmoy Advance quantum image representation and compression using DCTEFRQI approach. *arXiv preprint arXiv:2208.14277*,2022.
- [26] School of Engineering, University Southern California. *The USC-SIPI Image Database*, <https://sipi.usc.edu/database/>, Accessed on 12, Dec, 2022.
- [27] University of Washington, *Object and Concept Recognition for Content-Based Image Retrieval*, <http://imagedatabase.cs.washington.edu/>, Accessed on 12, Dec, 2022.

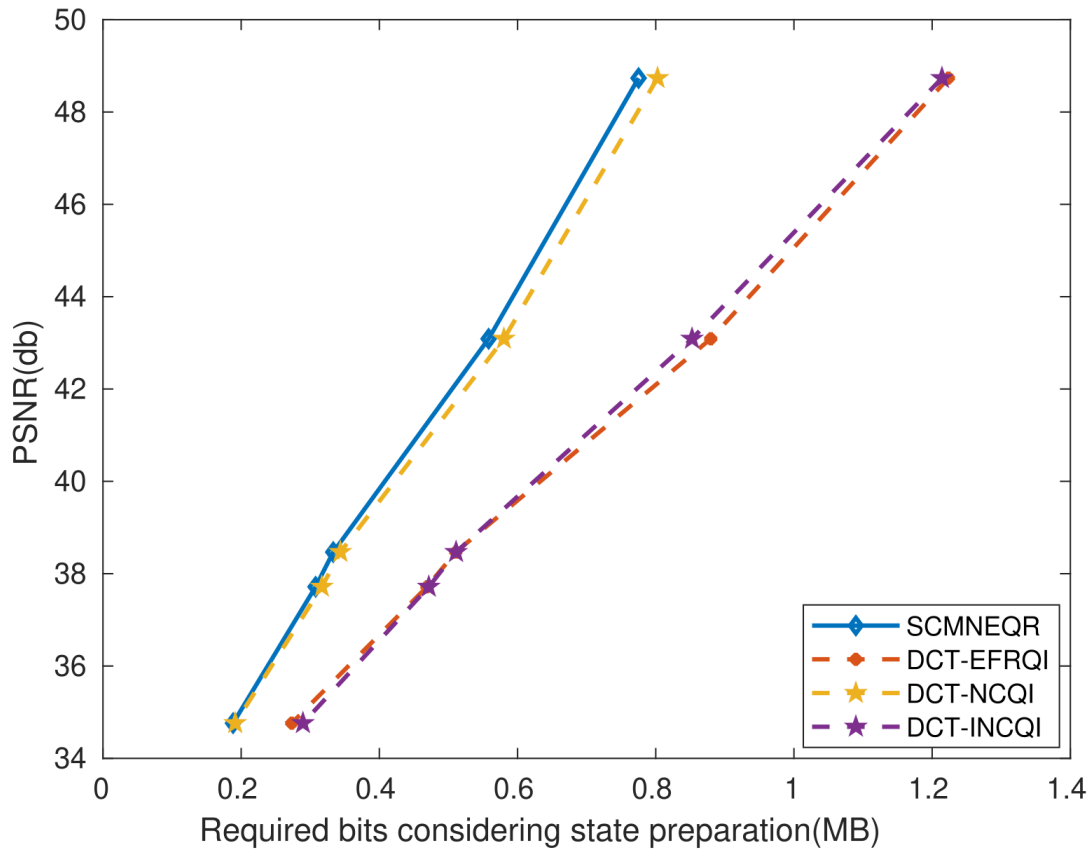


Figure 12: SCMNEQR scheme RDC for Peppers image

[28] Pan-Pan, Niu and Xiang-Yang, Wang and Qing-Bo, Yin and Li-Ran, Shen. A new robust color image watermarking method for multimedia technology enhanced learning protection, *Journal of Intelligent & Fuzzy Systems*, vol. 31, no. 5, pp. 2553–2564, 2016.