

USING THE CRAB NEBULA AS POLARIZATION ANGLE CALIBRATOR FOR THE KOREAN VLBI NETWORK

MINCHUL KAM¹, SASCHA TRIPPE^{1,2}, DO-YOUNG BYUN³, JONGHO PARK^{3,4}, SINCHEOL KANG³,
NAEUN SHIN^{1,3}, SANG-SUNG LEE³, AND TAEHYUN JUNG³

¹Department of Physics and Astronomy, Seoul National University, Gwanak-gu, Seoul 08826, Republic of Korea;
mckam@snu.ac.kr, trippe@snu.ac.kr

²SNU Astronomy Research Center, Seoul National University, Gwanak-gu, Seoul 08826, Korea

³Korea Astronomy and Space Science Institute, Daedeok-daero 776, Yuseong-gu, Daejeon 34055, Republic of Korea

⁴Institute of Astronomy and Astrophysics, Academia Sinica, P.O. Box 23-141, Taipei 10617, Taiwan

Received October 13, 2022; accepted December 15, 2022

Abstract: The Crab nebula is widely used as a polarization angle calibrator for single-dish radio observations because of its brightness, high degree of linear polarization, and well-known polarization angle over a wide frequency range. However, the Crab nebula cannot be directly used as a polarization angle calibrator for single-dish observations with the Korean VLBI Network (KVN), because the beam size of the telescopes is smaller than the size of the nebula. To determine the polarization angle of the Crab nebula as seen by KVN, we use 3C 286, a compact polarized extragalactic radio source whose polarization angle is well-known, as a reference target. We observed both the Crab nebula and 3C 286 with the KVN from 2017 to 2021 and find that the polarization angles at the total intensity peak of the Crab nebula (equatorial coordinates (J2000) R.A. = $05^{\text{h}}34^{\text{m}}32.3804^{\text{s}}$ and Dec = $22^{\circ}00'44.0982''$) are $154.2^{\circ} \pm 0.3^{\circ}$, $151.0^{\circ} \pm 0.2^{\circ}$, $150.0^{\circ} \pm 1.0^{\circ}$, and $151.3^{\circ} \pm 1.1^{\circ}$ at 22, 43, 86, and 94 GHz, respectively. We also find that the polarization angles at the pulsar position (RA = $05^{\text{h}}34^{\text{m}}31.971^{\text{s}}$ and Dec = $22^{\circ}00'52.06''$) are $154.4^{\circ} \pm 0.4^{\circ}$, $150.7^{\circ} \pm 0.4^{\circ}$, and $149.0^{\circ} \pm 1.0^{\circ}$ for the KVN at 22, 43, and 86 GHz. At 129 GHz, we suggest to use the values $149.0^{\circ} \pm 1.6^{\circ}$ at the total intensity peak and $150.2^{\circ} \pm 2.0^{\circ}$ at the pulsar position obtained with the Institute for Radio Astronomy in the Millimeter Range (IRAM) 30-meter Telescope. Based on our study, both positions within the Crab nebula can be used as polarization angle calibrators for the KVN single-dish observations.

Key words: polarization — radiation mechanisms: non-thermal — instrumentation: polarimeters

1. INTRODUCTION

Radio observatories with circular polarization receivers, such as the Korean VLBI Network (KVN), measure the electric vector position angle (EVPA) χ from the phase difference between the left circular polarization (LCP) and right circular polarization (RCP) (Cotton 1993). However, an arbitrary offset in this phase difference is usually introduced by parts of the receiver such as synthesizer or sampler, which results in an offset in the EVPA. Since this offset tends to change when the system is turned on/off or when the frequency setting is modified, it is necessary to observe a source with known EVPA, an “absolute EVPA calibrator”, to correct the phase difference and measure the intrinsic EVPA.

A good absolute EVPA calibrator should be bright, spatially compact, and stable in polarization. Commonly, the AGN 3C 286 is considered as the source which best satisfies these three conditions (Agudo et al. 2012; Perley & Butler 2013a,b). 3C 286 is a quasar with an angular size of a few arcseconds at centimeter wavelengths (Akujor et al. 1995). The flux density S_{ν} from 1 to 50 GHz has been stable to within $\sim 1\%$ over 30 years (Perley & Butler 2013a) and exhibits a power-law

spectrum with a spectral index $\alpha \sim -0.61$ (defined by $S_{\nu} \propto \nu^{\alpha}$) (An et al. 2017). Likewise, the polarized flux is very stable, albeit showing a slow secular increase of less than 2% per century at any given frequency (Perley & Butler 2013b).

The EVPA of 3C 286 has been studied across a wide frequency range. Bignell & Seaquist (1973) measured $\chi = 33.0^{\circ} \pm 0.9^{\circ}$ at 6.7 GHz and $\chi = 31.0^{\circ} \pm 1.3^{\circ}$ at 10.7 GHz with the 46-m Algonquin Radio Telescope. Based on this, Perley & Butler (2013b) assumed that the EVPA of 3C 286 is 33° from 1 to 8 GHz and found that the EVPA rotates to $35.8^{\circ} \pm 0.1^{\circ}$ at 45 GHz. Polarization measurements with the IRAM Pico Veleta 30-meter Telescope (PV) (Agudo et al. 2012), Submillimeter Array (SMA) (Marrone 2006; Hull et al. 2016), the Combined Array for Research in Millimeter-wave Astronomy (CARMA) (Hull et al. 2014, 2015), and the Atacama Large Millimeter/submillimeter Array (ALMA) (Nagai et al. 2016) found that this trend continues to higher frequencies, with the EVPA increasing up to 41° . Likewise, the fractional polarization increases from 8.6% to 17% with increasing frequency (Agudo et al. 2012; Hull et al. 2015, 2016; Nagai et al. 2016).

Even though 3C 286 is compact and its EVPA is well-studied across a wide frequency range, it is not

bright enough to be used as the absolute EVPA calibrator for the KVN which observes in the frequency range 22–129 GHz. The total flux density is 1.5 Jy at 49 GHz (Perley & Butler 2013a) and decreases to below 1 Jy at higher frequencies (Agudo et al. 2012; Hull et al. 2015, 2016; Nagai et al. 2016). As a result, KVN cannot reliably detect the polarized flux at ≥ 86 GHz, and when it does, the resulting EVPA measurement comes with uncertainties larger than 5° .

The Crab nebula, however, is much brighter than 3C 286. It is a supernova remnant powered by a relativistic wind from the pulsar located at its center (Hester 2008). The integrated total flux of the Crab nebula is larger than 300 Jy throughout the KVN frequency range (Macías-Pérez et al. 2010; Weiland et al. 2011) and exhibits a power-law spectrum with a spectral index $\alpha \sim -0.3$ between 1 and 353 GHz (Baars et al. 1977; Macías-Pérez et al. 2010; Arendt et al. 2011; Weiland et al. 2011; Ritacco et al. 2018) and $\alpha \sim -0.7$ between 10^4 and 10^6 GHz (Macías-Pérez et al. 2010). Excess emission observed above the synchrotron spectrum between 10^3 and 10^4 GHz is explained by thermal emission of dust at a temperature $T \sim 46$ K (Strom & Greidanus 1992).

Aumont et al. (2010) mapped the Crab nebula with the instruments XPOL installed at PV at 86 GHz. They measured an EVPA of $148.8^\circ \pm 0.2^\circ$ and a fractional polarization of $7.7\% \pm 0.2\%$ integrated over the entire nebula. Weiland et al. (2011) observed the Crab nebula with WMAP at 22.70, 32.96, 40.64, 60.53, and 92.95 GHz for seven years and found an integrated EVPA of 149° – 150° and a fractional polarization of $\sim 7\%$ across the observing frequency range.

Even though the Crab nebula is one of the brightest radio sources and its integrated EVPA is well-studied, it cannot be directly used as an absolute EVPA calibrator for KVN because the angular size of the nebula is larger than the angular resolution of KVN. The average beam sizes of the KVN antennas are 129", 63", 31", 29", and 23" at 22, 43, 86, 94, and 129 GHz, respectively,¹ while the angular size of the Crab nebula is 7×5 arcminutes. High resolution polarization observations of the Crab nebula at millimeter wavelengths show that the EVPA varies considerably with position (Aumont et al. 2010; Ritacco et al. 2018). This implies that the EVPA integrated over the KVN beam will be different from the EVPA integrated over the entire nebula obtained from previous studies. In principle, one can infer the EVPA integrated over the KVN beam if there is a spatially resolved linear polarization image of the Crab nebula at each frequency. This is possible at 86 GHz because there is an XPOL map (Aumont et al. 2010), but not at other frequencies. Therefore, it is essential to find the EVPA of the Crab nebula as measured with KVN to use it as an absolute EVPA calibrator for KVN.

One way to infer the EVPA of the Crab nebula measured with KVN is using 3C 286 that is compact

and has stable, well-known EVPA across the KVN frequency range. The uncertainty in the EVPA of 3C 286 obtained from any single session is too large, but this uncertainty can be reduced by combining data from multiple observing sessions; this is permitted because the EVPA of 3C 286 is expected to be stable in time (Perley & Butler 2013b).

We present the results of four years of polarization observations of the Crab nebula and 3C 286 obtained with KVN at 22, 43, 86, and 129 GHz. We also present ALMA data of 3C 286 from the ALMA Calibrator Source Catalogue² to check the stability of 3C 286 and use it to find the EVPA of the Crab nebula seen by KVN. KVN observations and ALMA archive data are summarized in Section 2. The polarization of the Crab nebula and 3C 286 are presented in Section 3. In addition to the angular resolution, we discuss other factors that contribute to the variation of the EVPA with frequency in Section 4. A summary and conclusions of this study follow in Section 5.

2. OBSERVATIONS AND DATA REDUCTION

2.1. KVN

Both the Crab nebula and 3C 286 have been used as absolute EVPA calibrators for the Plasma-physics of Active Galactic Nuclei (PAGaN) blazar monitoring project, a KVN Key Science Project, started in 2017 (Park et al. 2018). Single-dish observations of these sources are conducted close to (mostly within 1–2 days) each VLBI observing run for the EVPA calibration. Each station operates at two frequencies simultaneously in dual-polarization mode (Lee et al. 2011). KVN Yonsei (YS) and KVN Tamna (TN) have mostly been used at 86/129 GHz and 22/43 GHz, respectively. KVN Ulsan (US) has observed at either 22/43 GHz or 86/129 GHz depending on the weather condition. From November 2018 to June 2019, US was mostly used at 94/141 GHz. In this study, we included PAGaN runs from February 2017 to February 2021; the observing dates and frequencies are summarized in Table 1.

Observations are executed in scans of 40 minutes. Each scan consists of cross-scan pointing, sky dipping curve measurement, and 8 sets of position-switching cycles described in Kang et al. (2015). Each position-switching cycle alternately observes the target source and a reference sky patch. We adopt the standard deviation of the EVPA values obtained from the 8 sets of position switching measurements as the random error of the EVPA. Jupiter and the radio galaxy 3C 84 are assumed to be unpolarized on arcsecond scales, and we observed at least one of them in each session for the purpose of instrumental polarization calibration. We reduced the data with the KVN single-dish data processing pipeline described in Kang et al. (2015). We allocated at least two scans to each of the Crab nebula and 3C 286 in each session to increase the signal-to-noise ratio.

¹https://radio.kasi.re.kr/status_report/files/KVN_Status_Report_2021.pdf

²<https://almascience.eso.org/sc>

Table 1

Log of Crab nebula observations, by station and frequency.

Date	TN	US	YS	Crab
2017-02-24	86.2/—	22.4/43.0	86.2/—	P
2017-03-25	—	22.4/43.0	86.2/129.4	P
2017-04-23	86.2/129.4	22.4/43.0	86.2/129.4	P
2017-05-31	—	22.4/43.0	86.2/129.4	P
2017-09-24	86.2/129.4	22.4/43.0	86.2/129.4	P
2017-10-27	22.4/43.0	86.2/129.4	86.2/129.4	P
2017-11-19	22.4/43.0	22.4/43.0	86.2/129.4	P
2017-12-21	86.2/129.4	22.4/43.0	86.2/—	P
2018-02-14	22.4/43.0	22.4/43.0	86.2/129.4	P
2018-03-21	22.4/43.0	—	86.2/—	P
2018-05-05	—	22.4/43.0	86.2/—	P
2018-06-10	22.4/43.0	—	86.2/—	P
2018-10-01	22.4/43.0	94.0/—	86.2/—	P
2018-11-02	22.4/43.0	94.0/141.0	86.2/129.4	P
2018-12-02	—	94.0/—	—	P
2019-01-04	—	—	86.2/129.4	P
2019-02-09	22.4/43.0	94.0/141.0	86.2/129.4	P
2019-03-03	22.4/43.0	22.4/43.0	86.2/129.4	P
2019-04-03	22.4/43.0	94.0/141.0	86.2/129.4	P
2019-04-08	22.4/43.0	94.0/141.0	22.4/43.0	P
2019-05-01	22.4/43.0	86.2/129.4	86.2/129.4	P
2019-06-01	22.4/43.0	94.0/141.0	86.2/129.4	P
2019-10-14	22.4/43.0	—	86.2/129.4	P
2019-11-26	22.4/43.0	—	86.2/129.4	P, I
2019-12-15	22.4/43.0	—	86.2/129.4	P, I
2019-12-19	22.4/43.0	86.2/129.4	86.2/129.4	P, I
2020-01-19	22.4/43.0	—	86.2/129.4	P, I
2020-02-22	22.4/43.0	86.2/129.4	86.2/129.4	P, I
2020-03-20	22.4/43.0	86.2/129.4	86.2/129.4	P, I
2020-04-18	22.4/43.0	86.2/129.4	86.2/129.4	P, I
2020-05-24	—	22.4/43.0	—	P, I
2020-12-08	22.4/43.0	86.2/129.4	—	P, I
2021-01-03	22.4/43.0	86.2/—	22.4/43.0	I
2021-01-22	22.4/43.0	22.4/43.0	86.2/129.4	I
2021-02-10	22.4/43.0	—	86.2/129.4	I
2021-02-13	22.4/43.0	94.0/141.0	86.2/129.4	I

Frequencies are in units of GHz. ‘P’ and ‘I’ represent the pulsar position and total intensity peak position, respectively.

For the Crab nebula, we observed either the total intensity peak at 150 GHz located at equatorial coordinates (J2000) R.A. = 05^h34^m32.3804^s and Dec = 22°00′44.0982″ (Ritacco et al. 2018) or the pulsar position at RA = 05^h34^m31.971^s and Dec = 22°00′52.06″. From November 2019 to December 2020, we observed each time both positions to investigate the EVPA difference between them. Either position was observed two to four times at elevations between 30° and 70° where the normalized gain becomes larger than 0.8. ³

2.2. ALMA

The ALMA Calibrator Source Catalogue provides linear polarization measurements of 3C 286 obtained with the 7-m Array (Misato Fukagawa, priv. commun.). To confirm the stability of 3C 286 and to use them as reference values for finding the EVPA of the Crab nebula seen by

KVN, we collected the 3C 286 data obtained from January 18, 2019 (MJD 58501) to December 8, 2021 (MJD 59556); see Figure 1. The data were obtained in Band 3 (91.5 and 103.5 GHz), Band 6 (233 GHz), and Band 7 (343.5 and 349.5 GHz). In case of Band 7, we combined the data at 343.5 and 349.5 GHz and used the geometrical mean of the two frequencies, 346.5 GHz, as proxy for the observing frequency.

3. RESULTS

3.1. The Stability of 3C 286

Before using the EVPA of 3C 286 to find χ_{obs} for the total intensity peak of the Crab nebula (hereafter I-peak), we first need to check its stability. The EVPA of 3C 286 has been assumed to be stable based on the fact that the total and polarized flux from 1 to 50 GHz have been stable for over 30 years (Perley & Butler 2013a,b). This allows us to compare the EVPA of 3C 286 measured with KVN with that measured with VLA 10–20 years ago (Perley & Butler 2013b) at ≤ 50 GHz. At higher frequencies, Agudo et al. (2012) measured the EVPA of 3C 286 with PV from September 2006 to January 2012 and showed that the EVPA of 3C 286 is stable for ~ 5 years at 86 GHz and ~ 2 years at 230 GHz. Since this is shorter than the time gap of 10–15 years between the KVN and PV observing periods, we used ALMA data to test the stability of 3C 286 at ≥ 86 GHz over a longer time scale.

The EVPA and fractional polarization of 3C 286 measured with ALMA do not show any systematic trend with time (see Appendix A). In addition, we found that the standard deviations of the EVPA are close to the mean of the measurement uncertainties at all four ALMA frequencies. This suggests that the EVPA of 3C 286 measured with ALMA is stable over the 3-year observing period at frequencies up to 346.5 GHz. In addition, the weighted mean and its standard error, $37.0^\circ \pm 0.1^\circ$ at 91.5 GHz, agrees with the value $37.3^\circ \pm 0.8^\circ$ measured with PV at 86 GHz (Agudo et al. 2012), despite the time gap of ~ 10 years between the two datasets (Figure 1). This suggests that the EVPA of 3C 286 has been stable for more than a decade at ~ 86 GHz. This enables us to estimate the EVPA of the Crab nebula seen by KVN by comparing the EVPA of 3C 286 measured with KVN (see Appendix A) at 86 GHz with that measured with PV at 86 GHz 10–15 years ago.

3.2. The EVPA of the Crab Nebula

Given that the EVPA measured with circular polarization receivers has an unknown systematic offset χ_{off} introduced by parts of the receiver system, what we measure is the EVPA difference $\Delta\chi$ between 3C 286 and the Crab nebula:

$$\begin{aligned} \Delta\chi &= (\chi_{\text{off}} + \chi_{3\text{c}286}) - (\chi_{\text{off}} + \chi_{\text{crab}}) \\ &= \chi_{3\text{c}286} - \chi_{\text{crab}} \end{aligned} \quad (1)$$

where $\chi_{3\text{c}286}$ and χ_{crab} are the EVPA values of 3C 286 and the Crab nebula respectively. The measurement

³https://radio.kasi.re.kr/status_report/files/KVN_status_report_2021.pdf

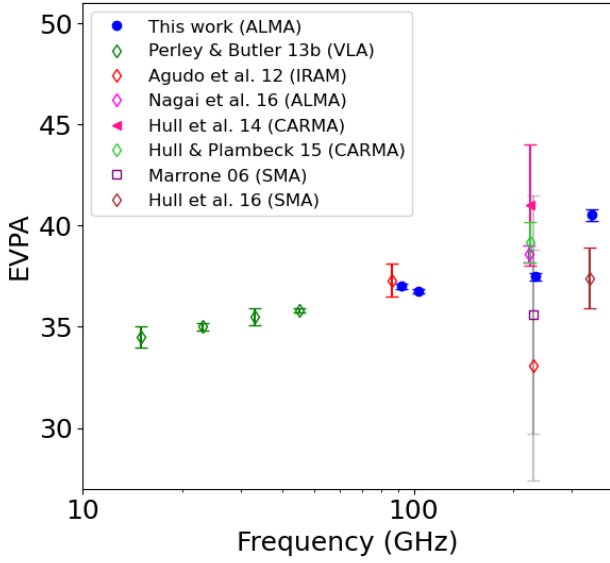


Figure 1. The EVPA of 3C 286 measured with ALMA (this work), VLA (Perley & Butler 2013b), IRAM (Agudo et al. 2012), SMA (Marrone 2006; Hull et al. 2016), CARMA (Hull et al. 2014, 2015), and ALMA (Nagai et al. 2016) are shown for reference.

Table 2

Our EVPA values for the Crab nebula (both I-peak and pulsar position) for KVN, along the reference values for 3C 286.

ν [GHz]	$\chi_{\text{ref},3\text{C}286}$ [°]	χ_{peak} [°]	χ_{pulsar} [°]
22.4	$35.0 \pm 0.2^{\text{a}}$	154.2 ± 0.3	154.4 ± 0.4
43.0	$35.8 \pm 0.1^{\text{b}}$	151.0 ± 0.2	150.7 ± 0.4
86.2	$37.3 \pm 0.8^{\text{c}}$	150.0 ± 1.0	149.0 ± 1.0
94.0	$37.0 \pm 0.1^{\text{d}}$	151.3 ± 1.1	—
129.4	—	$149.0 \pm 1.6^{\text{e}}$	$150.2 \pm 2.0^{\text{e}}$

^a VLA 23 GHz (Perley & Butler 2013b)

^b VLA 45 GHz (Perley & Butler 2013b)

^c XPOL 86 GHz (Agudo et al. 2012)

^d ALMA 91.5 GHz (this work)

^e XPOL 86 GHz (Ritacco et al. 2018)

uncertainties in χ_{crab} are negligible compared to those of 3C 286 because the Crab nebula is much brighter than 3C 286. Therefore, we assume those to be negligible so that we can convert $\Delta\chi$ to $\chi_{3\text{C}286}$. Then, we can determine χ_{crab} that makes $\langle\Delta\chi\rangle - \chi_{\text{crab}}$ equal to the known EVPA values of 3C 286 at each frequency, where $\langle\Delta\chi\rangle$ is the weighted mean of $\Delta\chi$ observed in multiple epochs at each frequency. We adopt the standard errors of mean of the EVPA of 3C 286 as the uncertainties of χ_{crab} because we neglected the EVPA uncertainties of the Crab nebula as they are much smaller than those of 3C 286.

The known EVPA values of 3C 286 at the frequencies closest to the KVN frequencies are $35.0^\circ \pm 0.2^\circ$ and $35.8^\circ \pm 0.1^\circ$ at 23 and 45 GHz (Perley & Butler 2013b), $37.3^\circ \pm 0.8^\circ$ at 86 GHz (Agudo et al. 2012), and $37.0^\circ \pm 0.1^\circ$ and $36.8^\circ \pm 0.3^\circ$ at 91.5 and 103.5 GHz (from the ALMA data), respectively. Using these

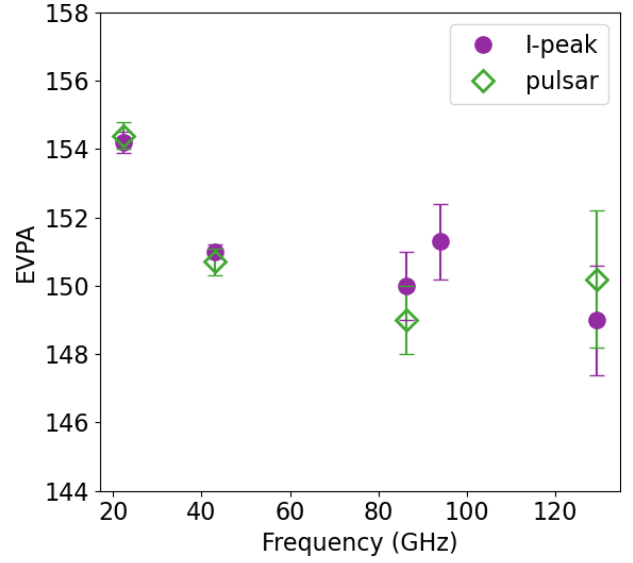


Figure 2. The EVPA of I-peak and pulsar position of the Crab nebula as observed by KVN.

Table 3

The mean and standard error of the EVPA at I-peak with respect to the EVPA at the pulsar position.

[°]	22 GHz	43 GHz	86 GHz	129 GHz
χ_{rel}	-0.27 ± 0.23	0.28 ± 0.34	0.98 ± 0.31	0.52 ± 0.59

values, χ_{obs} that we obtained for the Crab nebula I-peak are $154.2^\circ \pm 0.3^\circ$, $151.0^\circ \pm 0.2^\circ$, $150.0^\circ \pm 1.0^\circ$, and $151.3^\circ \pm 1.1^\circ$ at 22, 43, 86, and 94 GHz (Table 2 and Figure 2). Additionally, we measured the EVPA at the pulsar position relative to the EVPA at I-peak (Table 3), eventually resulting in EVPA values for the pulsar position of $154.4^\circ \pm 0.4^\circ$, $150.7^\circ \pm 0.4^\circ$, and $149.0^\circ \pm 1.0^\circ$ at 22, 43, and 86 GHz, respectively (Table 2 and Figure 2). The EVPA difference between the two positions is less than 1° across the KVN frequency range (Table 3). This observation is in fair agreement with previous studies (Ritacco et al. 2018).

At 129 GHz, the number of EVPA measurements of 3C 286 with KVN is too small to determine χ_{obs} for the I-peak reliably. Considering that the angular resolution of XPOL at 86 GHz, $27''$, is close to that of KVN at 129 GHz, $23''$, we adopted the values $149.0^\circ \pm 1.6^\circ$ and $150.2^\circ \pm 2.0^\circ$ obtained with XPOL at 86 GHz (Ritacco et al. 2018) as the reference values for the Crab I-peak and pulsar position at 129 GHz, respectively.

3.3. The Fractional Polarization of the Crab Nebula

The fractional polarization of the Crab nebula tends to increase with frequency at both positions (Table 4). This is consistent with previous observations which found that the fractional polarization is larger at the central region where the pulsar and the I-peak are located (Aumont et al. 2010; Ritacco et al. 2018). The fractional polarization measured with KVN at 86 and

Table 4

Fractional polarization at the pulsar position and I-peak of the Crab nebula.

ν [GHz]	Pulsar [%]	I-peak [%]
22.4	12.62 ± 0.01	12.86 ± 0.01
43.0	14.18 ± 0.01	13.39 ± 0.01
86.2	15.64 ± 0.04	17.89 ± 0.04
129.4	15.75 ± 0.20	16.36 ± 0.14

129 GHz is 1%–2% lower than that measured with the PV instruments XPOL at 86 GHz and NIKA at 150 GHz even though their angular resolutions and frequencies are similar (see Appendix B). This is currently under investigation and will be discussed in a future study. Previous studies using POLKA (Wiesemeyer et al. 2014), XPOL (Aumont et al. 2010), SCUPOL (Matthews et al. 2009), and NIKA (Ritacco et al. 2018) found that the EVPA at I-peak and at the pulsar position are almost identical within the measurement uncertainties, even though the absolute values are slightly different since the instruments operated at different frequencies (see Table 1 in Ritacco et al. 2018).

4. DISCUSSION

Our analysis has reliably measured the EVPA for the Crab nebula, both at I-peak and the pulsar position, across the frequency range accessible to KVN observations. The values we provide here can serve as a calibration reference for current and future polarization studies based on KVN data.

The EVPA values at all frequencies and positions are located near 150° . Notably, the EVPA values of the Crab nebula (at both positions) at 129 GHz, which we adopted from XPOL results, are consistent with the KVN values at 43, 86, and 94 GHz within twice the measurement uncertainty. Possible exceptions are the EVPA values at 22 GHz; $154.2^\circ \pm 0.3^\circ$ at the I-peak position and $154.4^\circ \pm 0.4^\circ$ at the pulsar position deviate from the EVPA values at the rest of the frequencies by ten times the measurement uncertainty. Here we explore mechanisms that might introduce a frequency dependency and the resulting limits on any feasible systematic trend.

4.1. Angular Resolution

The EVPA of the Crab nebula is distributed around 140° – 150° in the vicinity of I-peak, and changes by 30° to 100° toward the edge of the nebula (see Figure 3 in Ritacco et al. 2018). Therefore, different EVPA values will be observed with different spatial resolutions even when observing the same position. Indeed, the EVPA at I-peak obtained with KVN at 86 GHz with $32''$ angular resolution, $150.0^\circ \pm 1.0^\circ$, is consistent with the value $149.0^\circ \pm 1.6^\circ$ obtained with XPOL at 86 GHz with $27''$ angular resolution. However, the difference between values measured with KVN and XPOL increases with increasing KVN beam size. This suggests that the spatial resolution may noticeably affect the observed EVPA value as function of frequency.

One more thing we should take into account is the expansion of the Crab nebula. It is expanding at 1500 km s^{-1} which corresponds to $0.15''$ per year at a distance of 2 kpc (Bietenholz et al. 1991). This corresponds to an angular expansion of about $1.5''$ since the XPOL map was obtained in January 2009. This would be negligible for the measurements for the entire nebula which extended over 7 by 5 arcminutes. The beam of KVN is much smaller than the angular size of the Crab nebula. The smallest beam size of KVN is $23''$ at 129 GHz. The expansion of $1.5''$ corresponds to $\sim 0.4\%$ of the KVN 129 GHz beam in area. Therefore, we conclude that the effect of the expansion is negligible when we compare the EVPA values obtained with KVN and IRAM.

4.2. Spectral Index

Arendt et al. (2011) mapped the Crab nebula with the GISMO bolometer camera on PV and constructed spectral index maps at a resolution of $20''$ using the wavelength pairs (i) 2 mm and 6 cm, and (ii) 2 mm and 21 cm. For both frequency pairs, the spectral index becomes closer to zero toward the center of the nebula, with significant substructure on angular scales smaller than the KVN beam sizes. This implies that the integrated EVPA within the beam may change, depending on the observing frequency. Ritacco et al. (2018) collected maps of the Crab nebula obtained from different instruments at different frequencies, and degraded them to the $27''$ resolution of XPOL to remove the resolution effect from the observed EVPA. The EVPA at the I-peak and the pulsar position differs depending on the frequency even though the resolutions are the same (see Table 1 in Ritacco et al. 2018). This suggests that spectral index variations may contribute to variations of the EVPA with frequency, if any.

4.3. Instrumental Polarization

An ideal circular polarization receiver responds to only one desired polarization. However, a real circular polarization receiver also responds to the undesired orthogonal polarization, resulting in instrumental polarization (Roberts et al. 1994). The instrumental polarization consists of on-axis and off-axis components. The on-axis instrumental polarization is a component at the center of the antenna beam that is primarily caused by the polarization splitter which splits the received signal into RCP and LCP (Napier 1999). This can be treated as constant across the beam and can be removed by standard instrumental polarization calibration processes. On the other hand, the off-axis instrumental polarization is caused by (i) the reflection at the surface of the paraboloid main reflector (Rudge et al. 1982; Napier 1999) and (ii) complicated quasi-optics for simultaneous multi-frequency observation, and their contribution varies across the beam.

The response function to the desired polarization, the co-polarization beam, has a circular symmetry with a maximum at the center. On the other hand, the response function to the off-axis instrumental polariza-

tion, the cross-polarization beam, has a vertical symmetry with two primary beams, mainly due to the contribution of ellipsoidal mirrors in the quasi-optics. The amplitude of the cross-polarization beam is smaller than that of the co-polarization at the center by more than 50 dB, indicating that the off-axis instrumental polarization does not affect observations of compact objects such as blazars. However, it might need to be considered for observations of sources which are larger than the primary cross-polarization beams at all frequencies of KVN, such as the Crab nebula, because the two primary beams of cross-polarization reach their peak values at approximately the location of the half power of the primary co-polarization beam.

One way to test the effect of cross-polarization on χ_{obs} for the Crab nebula is convolving the XPOL map⁴ (Aumont et al. 2010), the only available map of the Crab nebula at KVN frequencies, with the co-polarization and cross-polarization beams of KVN, and comparing the total flux values obtained with the two beams at I-peak. We confirmed that the ratio between the flux obtained with cross-polarization beam and that obtained with co-polarization beam is less than 0.015% at 22–86 GHz. According to the error propagation of polarization, this flux ratio corresponds to the EVPA of 0.03° at all KVN frequencies. Therefore, we conclude that the effect of the instrumental polarization is negligible.

4.4. Faraday Rotation

When linearly polarized radiation passes through a magnetized plasma, the EVPA rotates due to Faraday rotation. The amount of Faraday rotation is proportional to the integral of the product of the electron density n_e and magnetic field \vec{B} along the line of sight \vec{l} , the rotation measure (RM)

$$\text{RM} \propto \int n_e \vec{B} \cdot d\vec{l} \quad (2)$$

$$\chi_{\text{obs}} = \chi_0 + \lambda^2 \text{RM} \quad (3)$$

where χ_{obs} and χ_0 are the observed and intrinsic EVPA, respectively. The large-scale RM over the Crab nebula is between -21 rad m^{-2} and -43 rad m^{-2} from centimeter to millimeter wavelengths (Burn 1966; Manchester 1971; Rankin et al. 1988; Bietenholz et al. 1991; Weiland et al. 2011). This corresponds to Faraday rotation of less than 0.5° between 22 and 129 GHz, indicating that the effect of Faraday rotation is negligible within the KVN frequency range.

5. SUMMARY AND CONCLUSIONS

In this paper, we have reported the first cross-calibrated EVPA measurements of the Crab nebula at its total intensity peak (I-peak) and pulsar positions by KVN.

In order to obtain the intrinsic EVPA of the Crab nebula as observed by KVN, we used the EVPA of the standard calibrator 3C 286 as reference.

We first tested its stability using archival ALMA polarization measurements. The EVPA and fractional polarization of 3C 286 measured with ALMA between January 2019 and December 2021 are stable up to frequencies of 346.5 GHz at least within the 3-year observation period. The average EVPA at each ALMA frequency is consistent with the values obtained with other instruments over a wide frequency range. In particular, the value $37.0^\circ \pm 0.1^\circ$ measured with ALMA at 91.5 GHz is virtually identical to $37.3^\circ \pm 0.8^\circ$ obtained with the Pico Veleta observatory at 86 GHz between September 2006 and January 2012. This suggests that the EVPA of 3C 286 is stable for more than a decade at least for the KVN frequency range, and enable us to use it to estimate the EVPA of the Crab nebula seen by KVN.

Using the EVPA values of 3C 286 as reference, we have shown that the EVPA at the Crab nebula I-peak seen by KVN is $154.2^\circ \pm 0.3^\circ$, $151.0^\circ \pm 0.2^\circ$, $150.0^\circ \pm 1.0^\circ$, and $151.3^\circ \pm 1.1^\circ$ at 22, 43, 86, and 94 GHz, respectively. Using our measurements of the EVPA difference between the I-peak and the pulsar position, we have also found that the EVPA values at the pulsar position are $154.4^\circ \pm 0.4^\circ$, $150.7^\circ \pm 0.4^\circ$, and $149.0^\circ \pm 1.0^\circ$ at 22, 43, and 86 GHz respectively. Due to the lack of EVPA measurements of 3C 286 at 129 GHz, we adopted the XPOL values $149.0^\circ \pm 1.6^\circ$ and $150.2^\circ \pm 2.0^\circ$ for the Crab I-peak and pulsar position at 129 GHz, respectively, considering the fact that the resolution and frequency of XPOL at 86 GHz are close to that of KVN at 129 GHz. Indeed, the values obtained with XPOL are in agreement with that obtained with KVN at 43, 86, and 94 GHz, except for the values at 22 GHz.

There are several factors that might contribute to a variation of the EVPA with frequency. Since the angular size of the Crab nebula is larger than the beams of the KVN, the integrated EVPA within the beam of KVN could be different at different frequencies. In addition, the spectral index is steeper in the outer region of the Crab nebula, which also may affect the observed EVPA at different frequencies. When considering the effects of instrumental polarization and Faraday rotation, we found them to be negligible.

Our analysis has demonstrated that the Crab nebula, which is a well-known EVPA calibrator in radio astronomy, can be used for this purpose also by the KVN. The specific (frequency-dependent) EVPA values we find can serve as references for current and future polarimetric studies with the KVN.

ACKNOWLEDGMENTS

We are grateful to the staff of the KVN who helped to operate the array and to correlate the data. We thank Jonathan Aumont and Alessia Ritacco for providing the XPOL data and useful discussions. PAGaN is a KVN Key Science Program. The KVN is a facility operated by the Korea Astronomy and Space Science Institute (KASI). The KVN observations and correlations are supported through the high-speed network connections among the KVN sites provided by the Korea Research

⁴https://wiki.cosmos.esa.int/planck-legacy-archive/index.php/External_maps

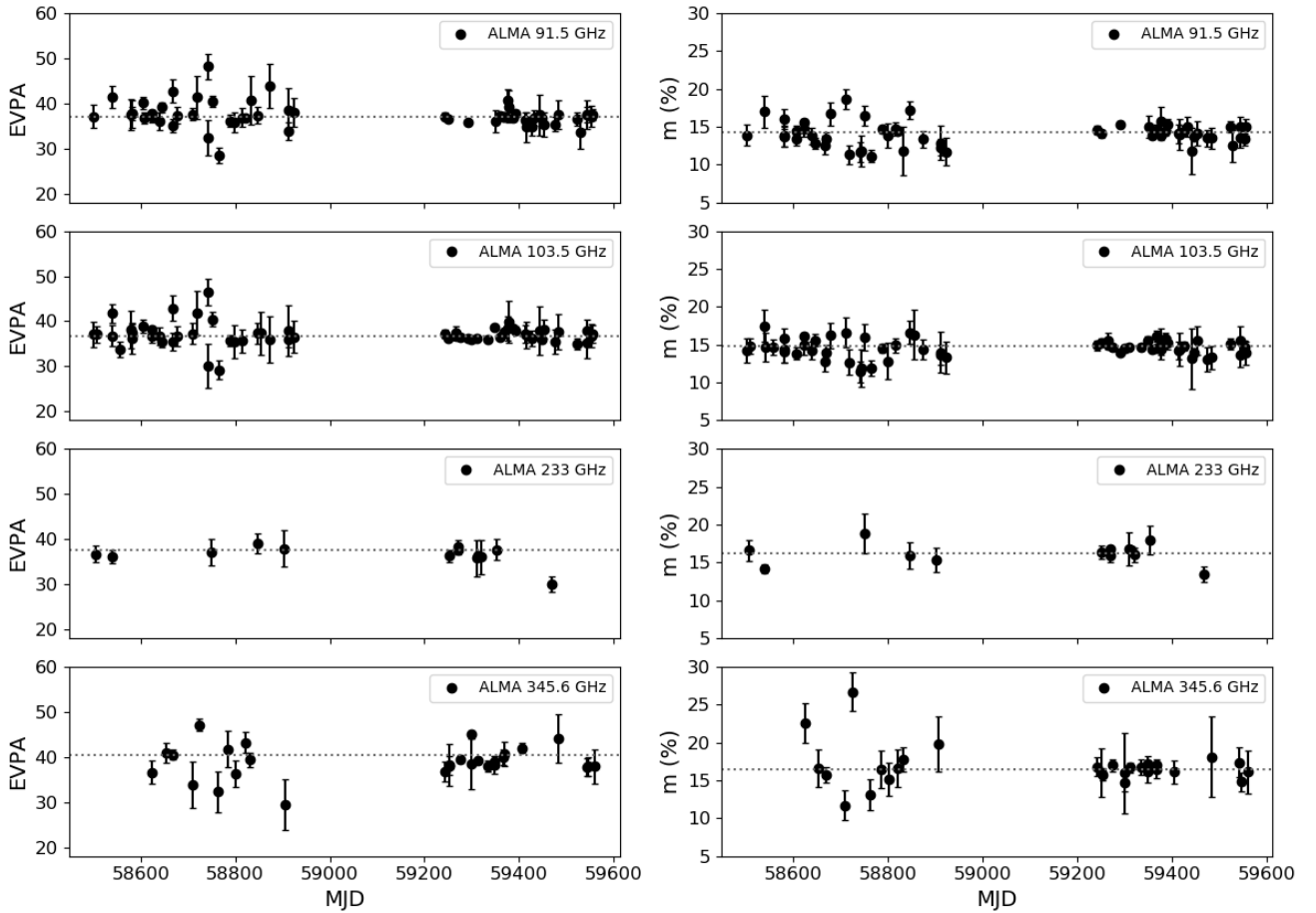


Figure 3. The EVPA and fractional polarization of 3C 286 measured with ALMA. Gray-dotted lines on the left represent the weighted mean of the EVPA at each frequency. Gray-dotted lines on the right represent the weighted mean of the fractional polarization at each frequency.

Environment Open NETwork (KREONET), which is managed and operated by the Korea Institute of Science and Technology Information (KISTI). We acknowledge financial support from the National Research Foundation of Korea (NRF) grant 2022R1F1A1075115. J.P. acknowledges financial support from the Korean National Research Foundation (NRF) via Global PhD Fellowship grant 2014H1A2A1018695 and support through the EACOA Fellowship awarded by the East Asia Core Observatories Association, which consists of the Academia Sinica Institute of Astronomy and Astrophysics, the National Astronomical Observatory of Japan, Center for Astronomical Mega-Science, Chinese Academy of Sciences, and the Korea Astronomy and Space Science Institute. This paper makes use of the following ALMA data: ADS/JAO.ALMA#2011.0.00001.CAL. ALMA is a partnership of ESO (representing its member states), NSF (USA) and NINS (Japan), together with NRC (Canada), MOST and ASIAA (Taiwan), and KASI (Republic of Korea), in cooperation with the Republic of Chile. The Joint ALMA Observatory is operated by ESO, AUI/NRAO and NAOJ.

APPENDIX A. THE STABILITY OF 3C 286

To determine if there is any systematic trend with time in the polarization of 3C 286 over the 3-year observing period of ALMA, we compared the standard deviations of the EVPA and the fractional polarization with the average values of their measurement uncertainties at each frequency. We found that the standard deviations of the EVPA and the fractional polarization are close to the mean of the measurement uncertainties at all four ALMA frequencies, suggesting that both the EVPA and the fractional polarization are stable at least for 3 years up to 346.5 GHz (see Figure 3 and Table 5).

APPENDIX B. FRACTIONAL POLARIZATION

The fractional polarization at the I-peak and pulsar positions of the Crab nebula are presented in Figure 4. The beam sizes of KVN at 86 and 129 GHz are $32''$ and $23''$, respectively. These are very close to the $27''$ and $18''$ beam sizes of XPOL at 86 GHz and NIKA at 150 GHz, respectively. The apertures of the KVN and IRAM Pico Veleta antennas are 21 m and 30 m, respectively. The KVN antennas are shaped Cassegrain

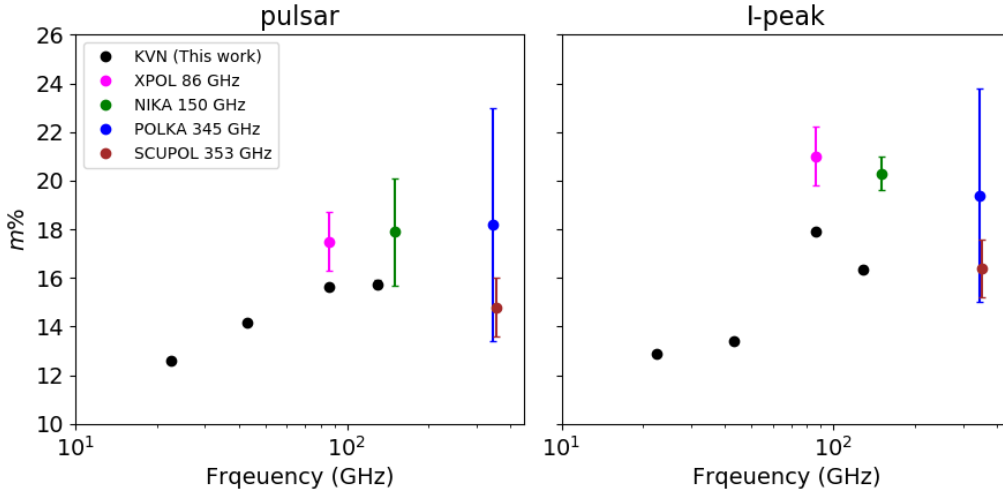


Figure 4. Fractional polarization at pulsar and I-peak. XPOL, NIKA, POLKA, SCUPOL results are taken from Table 1 in Ritacco et al. (2018).

Table 5

Polarization measurements of 3C 286 with ALMA.

ν [GHz]	χ [$^{\circ}$]	m [%]	s_{χ} ^a [$^{\circ}$]	$\langle \varepsilon_{\chi} \rangle$ ^b [$^{\circ}$]	s_m ^c [%]	$\langle \varepsilon_m \rangle$ ^d [%]
91.5	37.0 ± 0.1	14.3 ± 0.1	2.8	2.1	1.5	1.2
103.5	36.8 ± 0.1	14.7 ± 0.1	2.4	2.2	1.2	1.3
233	37.5 ± 0.2	16.3 ± 0.2	2.1	2.2	1.3	1.3
346.5	40.5 ± 0.3	16.5 ± 0.2	3.6	2.6	2.7	2.0

^a Standard deviation of the EVPA.

^b Mean EVPA error.

^c Standard deviation of the fractional polarization.

^d Mean fractional polarization error.

Table 6

Fractional polarization measurements of 3C 286.

ν [GHz]	m_{kvn} [%]	m_{ref} [%]
22.4	10.5 ± 0.1	12.6^{a}
43.0	10.9 ± 0.1	13.2^{b}
86.2	11.3 ± 0.2	$13.5 \pm 0.3^{\text{c}}$
94.0	12.6 ± 0.4	$14.3 \pm 0.1^{\text{d}}$
129.3	10.9 ± 0.8	$14.7 \pm 0.1^{\text{e}}$

^a VLA 22.4 GHz (Perley & Butler 2013b)

^b VLA 43.5 GHz (Perley & Butler 2013b)

^c XPOL 86 GHz (Agudo et al. 2012)

^d ALMA 91.5 GHz (this work)

^e ALMA 103.5 GHz (this work)

reflectors whose aperture efficiencies, compared to the usual combination of a parabolic main and a hyperbolic sub-reflector, are increased by slightly modifying the reflector surfaces (Kim et al. 2011); the IRAM telescope uses a Nasmyth-focus configuration (Baars et al. 1987). This makes the angular resolution of KVN close to that of IRAM at a given frequency, despite the different apertures.

Nevertheless, the fractional polarization of 16%–18% measured with KVN at 86.2 and 129.4 GHz (see Figure 4) is somewhat lower than the values 17%–21% measured with XPOL at 86 GHz and NIKA at 150 GHz. This discrepancy in the fractional polarization corresponds to a loss of polarized flux of 11%–14% at 86 GHz and 12%–20% at 129 GHz. Likewise, the fractional polarization of 3C 286 measured with KVN is lower than that measured with other instruments (see Figure 5 and Table 6). In terms of polarized emission, the loss corresponds to 12%–17% at 22–94 GHz and 26% at 129 GHz.

REFERENCES

Agudo, I., Thum, C., Wiesemeyer, H., et al. 2012, 3C 286: a bright, compact, stable, and highly polarized calibrator

- for millimeter-wavelength observations, *A&A*, 541, A111
- Akujor, C. E., & Garrington, S. T. 1995, Compact steep-spectrum sources – polarisation observations at 1.6, 4.9, 8.4 and 15 GHz, *A&AS*, 112, 235
- Algaba, J. C. 2013, High-frequency very long baseline interferometry rotation measure of eight active galactic nuclei, *MNRAS*, 429, 3551
- An, T., Lao, B. Q., Zhao, W., et al. 2017, Parsec-scale jet properties of the gamma-ray quasar 3C 286, *MNRAS*, 466, 952
- Arendt, R. G., George, J. V., Staguh, J. G., et al. 2011, The Radio–2 mm Spectral Index of the Crab Nebula Measured with Gismo, *ApJ*, 734, 54
- Aumont, J., Conversi, L., Thum, C., et al. 2010, Measurement of the Crab nebula polarization at 90 GHz as a calibrator for CMB experiments, *A&A*, 514, A70
- Baars, J. W. M., Genzel, R., Pauliny-Toth, I. I. K., & Witzel, A. 1977, The absolute spectrum of Cas A; an accurate flux density scale and a set of secondary calibrators, *A&A*, 500, 135
- Baars, J. W. M., Hooghoudt, B. G., Mezger, P. G., and de Jonge, M. J., 1987, The IRAM 30-m millimeter radio telescope on Pico Veleta, Spain, *A&A*, 175, 319
- Bietenholz, M. F., & Kronberg, P. P. 1991, Faraday Rotation and Physical Conditions in the Crab Nebula, *ApJ*, 368, 231

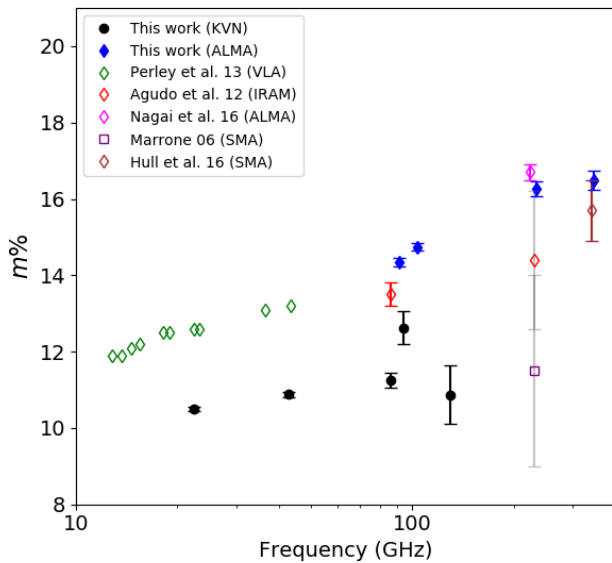


Figure 5. The fractional polarization of 3C 286 obtained with KVN (this work), ALMA (this work), VLA (Perley & Butler 2013b), IRAM (Agudo et al. 2012), SMA (Marrone 2006; Hull et al. 2016), and ALMA (Nagai et al. 2016).

Bietenholz, M. F., Kronberg, P. P., Hogg, D. E., & Wilson, A. S. 1991, The Expansion of the Crab Nebula, *ApJL*, 373, L59

Bignell, R. C., & Seaquist, E. R. 1973, Observations of the linear polarization of radio sources at 2.8 and 4.5 cm, *AJ*, 78, 536

Blandford, R. D., & Payne, D. G. 1982, Hydromagnetic flows from accretion disks and the production of radio jets, *MNRAS*, 199, 883

Blandford, R. D., & Znajek, R. L. 1977, Electromagnetic extraction of energy from Kerr black holes, *MNRAS*, 179, 433

Burbidge, G. R., & Burbidge, E. M. 1969, Red-shifts of Quasi-stellar Objects and Related Extragalactic Systems, *Nature*, 222, 735

Burn, B. J. 1966, On the depolarization of discrete radio sources by Faraday dispersion, *MNRAS*, 133, 67

Cotton, W. D. 1993, Calibration and Imaging OG Polarization Sensitive Very Long Baseline Interferometer Observations, *AJ*, 106, 1241

Cotton, W. D., Fanti, C., Fanti, R. et al. 1997, VLBA polarimetric observations of 3C 286 at 5 GHz, *A&A*, 325, 479

Hester, J. J. 2008, The Crab Nebula: an astrophysical chimera, *ARA&A*, 46, 127

Hull, C. L. H., Girart, J. M., & Zhang, Q. 2016, 880 μm SMA Polarization Observations of the Quasar 3C 286, *ApJ*, 830, 124

Hull, C. L. H., & Plambeck, R. L. 2015, The 1.3 mm Full-Stokes Polarization System at CARMA, *Journal of Astronomical Instrumentation*, 4, 1550005

Hull, C. L. H., Plambeck, R. L., Kwon, W., et al. 2014, TADPOL: A 1.3 mm Survey of Dust Polarization in Star-forming Cores and Regions, *ApJS*, 213, 13

Jorstad, S. G., Marscher, A. P., Stevens, J. A., et al. 2007, Multiwaveband polarimetric observations of 15 active galactic nuclei at high frequencies: Correlated polarization behavior, *AJ*, 134, 799

Kang, S., Lee, S.-S., & Byun, D.-Y. 2015, Monitoring of Gamma-Ray Bright AGN: The Multi-Frequency Polarization of the Flaring Blazar 3C 279, *JKAS*, 48, 257

Kim, K.-T., Byun, D.-Y., Je, D.-H., et al. 2011, 100-GHz band test observations of the KVN 21-m radio telescope, *JKAS*, 44, 81

Lee, S.-S., Byun, D.-Y., Oh, C. S., et al. 2011, Single-Dish Performance of KVN 21 m Radio Telescopes: Simultaneous Observations at 22 and 43 GHz, *PASP*, 123, 1398

Macías-Pérez, J. F., Mayet, F., Aumont, J., & Désert, F. x. 2010, Global Spectral Energy Distribution of the Crab Nebula in the Prospect of the Planck Satellite Polarization Calibration, *ApJ*, 711, 417

Manchester, R. N. 1971, Rotation Measure and Intrinsic Angle of the Crab Pulsar Radio Emission, *Nature Physical Science*, 231, 189

Marrone, D. P. 2006, Submillimeter properties of Sagittarius A*: The polarization and spectrum from 230 to 690 GHz and the submillimeter array polarimeter, PhD thesis, Harvard University

Matthews, B. C., McPhee, C. A., Fissel, L. M., & Curran, R. L. 2009, The Legacy of SCUPOL: 850 μm Imaging Polarimetry from 1997 to 2005, *ApJS*, 182, 143

Nagai, H., Nakanishi, K., Paladino, R., et al. 2016, ALMA Science Verification Data: Millimeter Continuum Polarimetry of the Bright Radio Quasar 3C 286, *ApJ*, 824, 132

Napier, P. J. 1999, The Primary Antenna Elements, *ASPC*, 180, 37

Park, J., Kam, M., Trippe, S., et al. 2018, Revealing the Nature of Blazar Radio Cores through Multifrequency Polarization Observations with the Korean VLBI Network, *ApJ*, 860, 112

Perley, R. A., & Butler, B. J. 2013a, An Accurate Flux Density Scale from 1 to 50 GHz, *ApJS*, 204, 19

Perley, R. A., & Butler, B. J. 2013b, Integrated Polarization Properties of 3C 48, 3C 138, 3C 147, and 3C 286, *ApJS*, 206, 16

Pacholczyk, A. G. 1970, Radio Astrophysics. Nonthermal Processes in Galactic and Extragalactic Sources (San Francisco: Freeman)

Rankin, J. M., Campbell, D. B., Isaacman, R. B., & Payne, R. R. 1988, The Crab nebula : secular variations in the Faraday rotation of the pulsar and the great 1974–1975 scattering event, *A&A*, 202, 166

Ritacco, A., Macías-Pérez, J. F., Ponthieu, N., et al. 2018, NIKA 150 GHz polarization observations of the Crab nebula and its spectral energy distribution, *A&A*, 616, A35

Roberts, D. H., Wardle, J. F. C., & Brown, L. F. 1994, Linear Polarization Radio Imaging at Milliarsecond Resolution, *ApJ*, 427, 718

Rudge, A. W., Milne, K., Olver, A. D., & Knight, P., 1982, The handbook of antenna design, vol. 1 (London: Peter Peregrinus Ltd.)

Strom, R. G., & Greidanus, H. 1992, Evidence for single-temperature dust in the Crab nebula from a reanalysis of its infrared spectrum, *Nature*, 358, 654

Weiland, J. L., Odegard, N., Hill, R. S., et al. 2011, Seven-year Wilkinson Microwave Anisotropy Probe (WMAP) Observations: Planets and Celestial Calibration Sources, *ApJS*, 192, 19

Wiesemeyer, H., Hezareh, T., Kreysa, E. et al. 2014, Submillimeter Polarimetry with PolKa, a Reflection-Type Modulator for the APEX Telescope, 126, *PASP*, 1027