

Inferring Quantum Network Topology using Local Measurements

Daniel T. Chen¹, Brian Doolittle², Jeffrey Larson¹, Zain H. Saleem¹, and Eric Chitambar³

¹Mathematics and Computer Science Division, Argonne National Laboratory

²Department of Physics, University of Illinois at Urbana-Champaign

³Department of Electrical and Computer Engineering, University of Illinois at Urbana-Champaign

Abstract

The topology of a quantum network is crucial for understanding statistical correlations across nodes in the network. However, this information might not be known a priori or has to be verified. In this paper, we propose an efficient protocol for inferring the topology of a quantum network. We leverage entropic quantities—namely, the von Neumann entropy and the measured mutual information—to uniquely characterize the topology. Since only local measurements are needed, the protocol is practical and can be readily applied to quantum hardware. We also show that the protocol can be entirely robust to independent depolarizing noise when qubit measurements are available.

1 Introduction

Quantum entanglement [1] is a static resource that can be shared amongst parties and used to generate correlations. In nature, entanglement leads to interesting physical phenomena in quantum many-body systems [2], while from an engineering perspective, quantum entanglement offers operational advantages in communication, cryptography, computation, and sensing technologies [3].

We focus on quantum communication networks, where entanglement links nodes together into a graph [4–6] (see Figure 2). The entanglement is used to assist in networking applications [6]. The first quantum networks have been developed and will continue to scale [7–10], therefore, to harness the power of entanglement in quantum networks, it is important to characterize their complex entanglement structures.

In quantum networks, it will be essential to characterize or verify a network’s *topology*—the particular connectivity structure between sources and measurement devices. While significant effort has been dedicated to detecting multipartite entanglement [11–17], less is known about inferring a network’s topology. In practice, we need an efficient procedure for inferring network topology from experimental data. Furthermore, it is crucial for such a procedure to be compatible with existing quantum systems, meaning it does not rely upon quantum memory or complex multi-qubit measurements.

Recently, several techniques have been developed to assist in this task. In most approaches, classical data is sampled from a network and tested for compatibility with a given network topology. Numerous network compatibility tests have been developed including the violations of entropic bounds [18–20], network Bell inequalities [21–24], and quantum Finner inequalities [25, 26], as well as semidefinite tests on covariance matrices [27–29] and inflation techniques [30, 31].

In a separate approach, the von Neumann entropy of independent measurement devices was used to infer whether two networks of GHZ states are equivalent under local unitary transformations [32]. Since each qubit in a GHZ state has a maximally mixed reduced density matrix, an analysis of the local von Neumann entropy alone will fail to distinguish between two networks whose measurement nodes receive the same number of qubits (see Figure 3b). As a solution, Yang *et al.* [32] proposed using the multipartite Shannon mutual information in addition to the von Neumann entropy, however, this solution might be challenging to scale to networks with $n \gg 0$ nodes since it requires computing the joint entropy of all 2^n subsets of parties.

Our goal is to develop efficient and practical methods for inferring a quantum network’s topology when sources emit GHZ states and the receiving parties are given control over the measurement devices. To this

end, we build upon the results of Yang *et al.* [32] to develop a procedure for inferring network topology. Namely, we use the von Neumann entropy to count the number of sources linked to each node, while we use the measured mutual information between two nodes to count the number of sources they share.

The main problem we consider is depicted in Figure 1. The network is assumed to have a two-layered structure, the first layer consisting of quantum sources and the second layer consisting of measurement nodes. However, the particular connectivity between these two layers is unknown, and our goal is to identify this structure by studying the measurement statistics at the nodes. Furthermore, we do not assume that all nodes on the network share the same reference frame for the encoded information, which means that arbitrary local unitary rotations are permitted at either the source or measurement layers. As a final complication, we also consider the scenario of noisy connecting links.

We show that our approach can infer whether two networks have the same topology. When each node measures one qubit, our methods fully characterize the network’s topology in a manner robust to noise. Furthermore, our approach is practical because it scales quadratically with the number of qubits, uses only qubit measurements, and it does not require a quantum memory. In principle, our network inference methods can be implemented on quantum networking hardware using variational quantum optimization methods [33].

The organization of the paper is as follows. In Section 2, we formally introduce quantum networks and their relevant entropic quantities while establishing the notation that we use throughout the manuscript. Section 3 introduces protocols for classifying and inferring quantum networks. We demonstrate the novelty of our protocol in light of triangle networks and give a polynomial-time algorithm that infers the topology of the underlying network. Lastly, Section 4 extends our analysis of the protocol in the previous section to noisy quantum networks. We show its robustness, or lack thereof, to independent depolarizing noise applied onto each source.

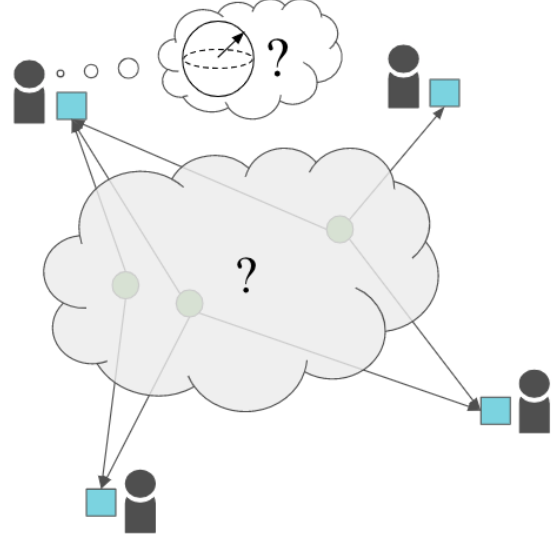


Figure 1: We consider the problem of inferring the topology (covered by grey cloud) of a quantum network using measurement data on qubits received from the sources. In addition to not knowing the exact connectivity or whether all links are functioning properly, the senders and receivers may have misaligned Bloch spheres used for qubit encoding/decoding. Lastly, we also consider noise corruption when sending qubits via connecting links.

2 Preliminary on quantum networks

An n -local quantum network, the object of interest in this paper, is an N_q -qubit system, where N_q denotes the number of qubits. Each qubit is indexed by an integer $k \in [N_q]$. A quantum network is characterized by sources Λ_i , measurement nodes (or nodes for short) A_j , and links L_k . Furthermore, we let N denote the number of a quantity, *e.g.* N_s denotes the number of sources and N_m the number of measurement nodes.

Sources A source, indexed by an integer $i \in [N_s]$, is characterized by the subset of qubits it acts on, $\Lambda_i \subseteq [N_q]$. In a quantum network, N_s sources collectively prepare a state $|\psi\rangle = \bigotimes_{i=1}^n |\psi^{\Lambda_i}\rangle$ where \mathcal{H} is a 2^{N_q} -dimensional Hilbert space and $|\psi\rangle \in \mathcal{H}$. In this paper, we assume the sources prepare Greenberger-Horne-Zeilinger (GHZ) states, which take the form

$$|\text{GHZ}_n\rangle = \frac{1}{\sqrt{2}} (|00\dots 0\rangle + |11\dots 1\rangle) \quad (1)$$

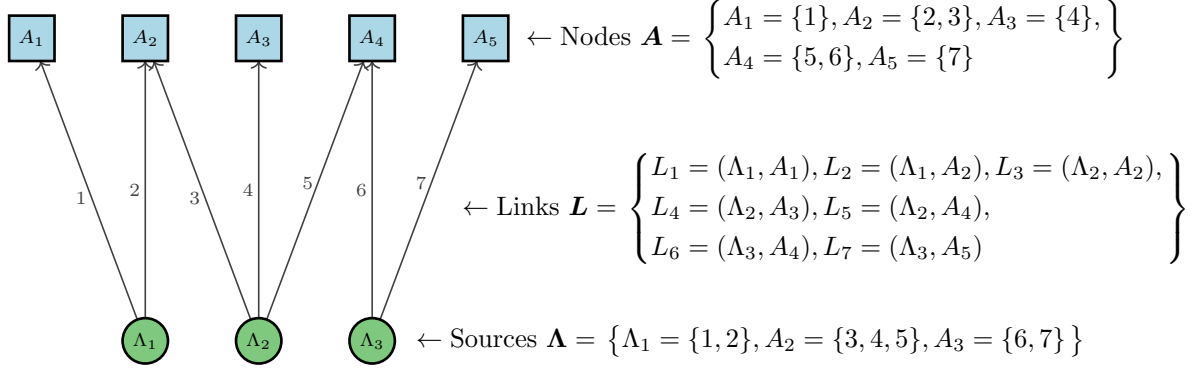


Figure 2: A quantum network is composed of sources (green circles), links (edges), and measurement nodes (blue squares). Each link sends one qubit from a source to a node. Viewing the nodes and sources jointly as the vertex set, a quantum network can be interpreted as a bipartite graph.

where n denotes the number of qubits. When $n = 2$, GHZ states are equivalent to Bell states, denoted by $|\Phi\rangle$. Moreover, partial traces of the GHZ state results in a shared classical random bit, denoted by σ_n , defined as

$$\sigma_n = (|00 \dots 0\rangle\langle 00 \dots 0| + |11 \dots 1\rangle\langle 11 \dots 1|)/2. \quad (2)$$

The density matrices of these two states differ by two off-diagonal entries.

Links Links L_k , for $k \in [N_q]$, can be represented graph-theoretically as an edge that connects a source to a measurement node, $L_k = (\Lambda_i, A_j)$. Each link transmits exactly one qubit; hence, there are as many links as qubits. Physically, they are modeled as a quantum, possibly noisy, channel. A quantum channel is mathematically defined as a completely-positive trace-preserving (CPTP) map [34] $\mathcal{E} : D(\mathcal{H}) \rightarrow D(\mathcal{H})$, where $D(\mathcal{H})$ denotes the space of density matrices of states in \mathcal{H} . Alternatively, the channel can be expressed in the operator-sum representation [34, 35]

$$\mathcal{E}(\rho) = \sum_i K_i \rho K_i^\dagger, \text{ where } \sum_i K_i^\dagger K_i = \mathbb{I}, \quad (3)$$

where $\{K_i\}_i$ are Kraus operators [35]. For example, depolarizing channel for a one-qubit system ρ with strength γ has the following Kraus operators,

$$K_0 = \sqrt{1 - \frac{3\gamma}{4}} \mathbb{I}_2, K_1 = \sqrt{\frac{\gamma}{4}} X, K_2 = \sqrt{\frac{\gamma}{4}} Y, K_3 = \sqrt{\frac{\gamma}{4}} Z. \quad (4)$$

where \mathbb{I}_2 is a 2×2 identity matrix and X, Y, Z are the Pauli matrices. Lastly, we will assume each link is independent of each other.

Measurement Nodes Measurement nodes receive the incoming qubits and output the corresponding measurement outcomes. For a node $A_j \subseteq [N_q]$, $j \in [N_m]$, we consider a projection-valued measure (PVM) $\{\Pi_{a_j}^{A_j}\}$ that forms a set of orthogonal projectors satisfying $\sum_{a_j} \Pi_{a_j}^{A_j} = \mathbb{I}^{A_j}$. The node measures its local qubits $\rho^{A_j} \in D(\mathcal{H}^{A_j})$ that were received from its linked sources. We assume measurement nodes are independent of one another, and the network applies the projector $\Pi_{\vec{a}} = \bigotimes_{j=1}^{N_m} \Pi_{a_j}^{A_j}$. Upon measurement, the classical output \vec{a} is obtained with probability,

$$\mathbb{P}(\vec{a}) = \text{tr}(\Pi_{\vec{a}} \mathcal{E}(\rho)). \quad (5)$$

It is worth noting that any permutations needed to map the joint Hilbert space of sources to that of the sources are included implicitly.

Quantum networks can be concisely interpreted as a directed bipartite graph $G = (\{\mathbf{A}, \mathbf{A}\}, \mathbf{L})$. The vertices are partitioned into the sources $\mathbf{A} = \{\Lambda_i\}_{i=1}^{N_s}$ and measurement nodes $\mathbf{A} = \{A_j\}_{j=1}^{N_m}$. The edges connect sources to nodes, $\mathbf{L} = \{(\Lambda_i, A_j)\}$, and represent the movement of qubits. See Figure 2 for an example quantum network and an enumeration of its respective parts.

2.1 Entropic quantities on quantum networks

The paper focuses on two entropic quantities observed on networks: the von Neumann entropy and the measured mutual information. Both quantities will convey important information about the topology of the network and will be discussed in more detail in the next section.

Von Neumann entropy The von Neumann entropy for a quantum state ρ is defined as

$$S(\rho) = -\text{tr}(\rho \log \rho) \quad (6)$$

where the $\log(\cdot)$ above refers to the matrix logarithm and we use the convention that $\log 0 = 0$. So, any pure state $\rho = |\psi\rangle\langle\psi|$ has a von Neumann entropy of zero. Recall that the Shannon entropy of a probability distribution μ on support \mathcal{X} is defined as

$$H(\mu) = -\sum_{x \in \mathcal{X}} \mu(x) \log \mu(x). \quad (7)$$

When measured in the eigenbasis of ρ , the von Neumann entropy coincides with the Shannon entropy, with all randomness coming from the superposition of pure states in ρ [34]. When measured in any other basis, the Shannon entropy calculated from measurement results is strictly greater than the von Neumann entropy because measurements only add noise. Thus, the von Neumann entropy can be calculated by minimizing the Shannon entropy over the measurement basis, *i.e.*

$$S(\rho) = \min_{\{\Pi_{\vec{a}}\}} H(\mathbb{P}(\vec{a})) \quad (8)$$

where $\{\Pi_{\vec{a}}\}$ is a complete set of projections and $\mathbb{P}(\vec{a})$ is the probability distribution upon measuring the quantum state in basis $\{\Pi_{\vec{a}}\}$.

Measured mutual information Intuitively, the mutual information between two random variables quantifies the amount of correlation between them. However, the conventional mutual information defined for quantum systems involves joint measurement between the two parties. Let A_i and A_j be two measurement devices. We introduce the *measured mutual information* as the maximal shared randomness between two nodes using measurements local to each node, calculated as

$$\mathcal{I}_m(A_i; A_j) = \max_{\{\Pi_{\vec{a}_i}^{A_i} \otimes \Pi_{\vec{a}_j}^{A_j}\}} H(\mathbb{P}(\vec{a}_i)) + H(\mathbb{P}(\vec{a}_j)) - H(\mathbb{P}(\vec{a}_i, \vec{a}_j)). \quad (9)$$

If the two measurement nodes are not correlated, then we can decompose the joint distribution into products. Furthermore, since the Shannon entropy of independent random variables is additive, the measured mutual information will go to zero if no correlation—quantum or classical—is shared.

The measured mutual information is, in a sense, a dual quantity to the von Neumann entropy. Consider the measured mutual information applied onto the same node, *i.e.*

$$\mathcal{I}_m(A_i, A_i) = \max_{\{\Pi_{\vec{a}_i}^{A_i}\}} H(\mathbb{P}(\vec{a}_i)). \quad (10)$$

Contrary to the von Neumann entropy, which seeks the basis that minimizes the measured Shannon entropy, measured mutual information strives to maximize the entropy. In conjunction, these two quantities can be used to characterize the topology of a quantum network.

3 Protocol for topology classification and inference

We aim at characterizing and subsequently infer the topology from local measurements on each node. In particular, we are interested in protocols that can distinguish two network topologies. We define two networks to be the same if they are related by a graph isomorphism, formally defined below.

Definition 1 (Network Topology). *Two quantum networks, $\mathcal{N}^{(1)}$ and $\mathcal{N}^{(2)}$, have the same topology if there exists bijections $\phi : [N_s] \rightarrow [N_s], \varphi : [N_m] \rightarrow [N_m]$ such that for any edge $L_k^{(1)} = (\Lambda_i^{(1)}, A_j^{(1)})$, there is a corresponding $L_k^{(2)} = (\Lambda_i^{(2)}, A_j^{(2)}) = (\Lambda_{\phi(i)}^{(1)}, A_{\varphi(j)}^{(1)})$.*

Note that in the above definition, we gave two bijections ϕ and φ separately for nodes and sources. Conventionally, one bijective map is sufficient to describe the relabeling of vertices. In the context of quantum networks, the two maps are necessary ensure sources and nodes remain distinct.

Yang *et al.* gave a protocol for distinguishing the topology of quantum networks using GHZ states [32]. More specifically, they proved that the von Neumann entropies measured at each node are the same between two networks, up to a permutation of node indices, if and only if the topologies of the two networks are the same. However, this theorem only holds if no two nodes share more than one source. We find this class of network restricting. In this section, we will introduce an alternative protocol that distinguishes the topology of two networks where any pairs of nodes can share any number of sources.

3.1 Topology Classification using von Neumann Entropy

Consider an n -local quantum network \mathcal{N} where no two nodes share more than one source. Yang *et al.* constructed the *characteristic vector*

$$V_{\mathcal{N}} = (S(A_1) \ S(A_2) \ \dots \ S(A_{N_m})) \quad (11)$$

to store the von Neuman entropy measured on each node. Then, a quantum network can be uniquely characterized by its characteristic vector.

Lemma 1 (Theorem 6 of [32]). *Let $\mathcal{N}^{(1)}$ and $\mathcal{N}^{(2)}$ are two quantum networks preparing GHZ states and for any two parties A_i and A_j , they share no more than one source, i.e.*

$$\left| \left\{ \Lambda_k \in \mathbf{\Lambda} : (\Lambda_k, A_i), (\Lambda_k, A_j) \in \mathbf{L} \right\} \right| \leq 1. \quad (12)$$

Then, $\mathcal{N}^{(1)}$ and $\mathcal{N}^{(2)}$ have the same topology if and only if their characteristic vectors are equal to each other.

It is helpful to establish a graphical interpretation of the von Neumann entropy. First, we must establish assumptions on the class of network considered in this paper, enumerated below.

Assumption 1. *We assume:*

- A. *Each source prepares maximally entangled states (GHZ states) up to local unitary transformations. Without loss of generality, assume states are prepared in the form specified in Equation (1).*
- B. *Each source sends at most one qubit to any given measurement device.*
- C. *Only measurements local to each measurement device can be performed.*

Following Assumption 1.B, we can interpret the von Neumann entropy as a graph-theoretic quantity.

Lemma 2. *Let a quantum network satisfy Assumption 1. Then, for any node A_i , $S(A_i) = N_s^{A_i}$, where $N_s^{A_i}$ denotes the number of sources A_i is connected to.*

Proof. Since only GHZ states are prepared and each source can send at most one qubit, the qubits received at node A_i are all maximally entangled with another qubit that is not present in A_i . Thus, the state at node A_i is maximally mixed and has a von Neumann entropy (which, in this case, is equivalent to the Shannon entropy) of A_i is the number of qubits received, $N_s^{A_i}$. \square

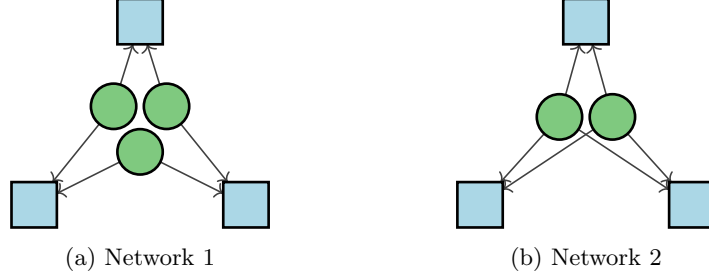


Figure 3: Example triangle networks that are indistinguishable solely from von Neumann entropy.

Thus, [Lemma 1](#) states that knowing the number of sources connected to each node is sufficient for knowing the topology of a quantum network. However, the assumption that nodes share no more than one entanglement is crucial and restrictive, as emphasized in the following example.

3.2 Example: triangle networks

Consider the two networks as shown in [Figure 3](#). The first network satisfies the assumption Yang *et al.* [32] made. Each node receives two qubits, each from two different sources. Since the subsystem of any maximally entangled state is a maximally mixed one, the von Neumann entropy at each node is 2. On the other hand, the second network consists of only two preparation nodes, each preparing a 3-qubit GHZ state. Each node in network 2 also receives two qubits, one from each source. Again by property of maximally entangled states, the von Neumann entropy at each node is 2. One could take a step further and study the von Neumann entropy of the joint state of two measurement nodes only to find out that the two networks yield the same statistics. Thus, observing the von Neumann entropy alone cannot distinguish networks.

As a solution, Yang *et al.* [32] show that the Shannon mutual information can distinguish between the two networks in [Figure 3](#). Although the Shannon mutual information is evaluated from classical data, this entropic quantity must be evaluated for all groupings of parties where the number of groupings scales exponentially with the number of parties. Thus, this approach is not practical for large networks.

We propose the addition of the *measured mutual information*. We claim that the basis that maximizes the Shannon entropy is the computational basis, which would be formally proven later. Take any two nodes in network 1. The Shannon entropy at each node will be 2 since a maximally mixed state is information-theoretically equivalent to a fair classical coin flip. The joint state of the nodes can be written as

$$\frac{1}{4} (\mathbb{I}_2 \otimes |\Phi\rangle\langle\Phi| \otimes \mathbb{I}_2), \quad (13)$$

which acts equivalently as three independent fair coin flips. This yields a joint Shannon entropy of 3 with measurements local to each node. Thus, the measured mutual information will be 1 for all pairs of nodes in network 1.

The same does not hold for network 2! The joint state of any pair of nodes in network 2

$$\frac{1}{4} (|00\rangle\langle 00| + |11\rangle\langle 11|)^{\otimes 2} \quad (14)$$

has a Shannon entropy of 2 upon measuring separately in the respective nodes. Thus, the measured mutual information in network 2 is 2.

We can interpret the calculation of this example from a graph-theoretic perspective. The von Neumann entropy of a node gives the number of sources the node is connected to, whereas the measured mutual information gives the number of sources the two nodes share. We prove this fact in [Lemma 5](#), using established results reviewed in [Lemma 3](#) and [Lemma 4](#).

Lemma 3. *Let σ_n be an n -qubit shared random bit, and let the classical probability distribution upon measuring σ_n be $\mathbb{P}(\vec{a})$. Then, the following inequality is true for any measurement basis,*

$$H(\mathbb{P}(\vec{a})) \geq 1 \quad (15)$$

with equality occurring only when measured in the computational basis.

Proof. Recall that the entropy of the measurement of a state is minimized when measured in its eigenbasis [34]. The eigenbasis of σ_n is the computational basis, which behaves like a classical coin flip upon measuring. Thus, the Shannon entropy is lower bounded by 1. \square

Lemma 4. Consider the distribution acquired through local measurements on a Bell state, i.e.

$$\mathbb{P}(\vec{a}) = \langle \Phi | \Pi_{a_1} \otimes \Pi_{a_2} | \Phi \rangle \quad (16)$$

for projective operators $\{\Pi_{a_1}\}$ and $\{\Pi_{a_2}\}$. Then, for any choice of Π_{a_1} and Π_{a_2} ,

$$H(\mathbb{P}(\vec{a})) \geq 1. \quad (17)$$

where the equality holds only when measured in the computational basis.

Proof. By subadditivity [34], the Shannon entropy of measuring $|\Psi\rangle$ is at least the entropy of its marginal, which is σ_1 . Since σ_1 is a classical coin flip, it has Shannon entropy of 1 and the entropy of $|\Psi\rangle$ is lower bounded by 1. \square

Lemma 5. Let a quantum network satisfy [Assumption 1](#). Then, for any two measurement nodes A_i and A_j , $\mathcal{I}_m(A_i; A_j) = N_s^{A_i, A_j}$, where $N_s^{A, B}$ denote the number of sources they share.

Proof. Recall the definition of measured mutual information in [Equation \(9\)](#). We must first determine the basis to measure in at each node, i.e. $\Pi_{\vec{a}_i}^{A_i}$ and $\Pi_{\vec{a}_j}^{A_j}$. Moreover, for any two nodes A_i and A_j , the qubits received can be either maximally entangled or independent (maximally mixed). By [Assumption 1.A](#), the measurement basis does not influence the entropies at each node. Thus, we can achieve the lower bounds in [Lemmas 3-4](#) by measuring in the computational basis.

Knowing the basis of choice, we proceed to understand the graph-theoretic properties of the mutual information. Let $N_s^{A_i}$ be the number of sources connected to device A_i . Then, we know that $H(\mathbb{P}(\vec{a}_i)) = N_s^{A_i}$ and similarly with $H(\mathbb{P}(\vec{a}_j))$ where $\mathbb{P}(\vec{a}_i)$ and $\mathbb{P}(\vec{a}_j)$ are probability distributions upon measuring at node A_i and A_j respectively.

For the joint entropy $H(\mathbb{P}(\vec{a}_i, \vec{a}_j))$, partition $A_i \cup A_j$ into sets:

$$S_1 = \{(q_k, q_\ell) : q_k \in A_i, q_\ell \in A_j, \{q_k, q_\ell\} \subseteq A_i \text{ for some } i\} \quad (18)$$

$$S_2 = \{q_k : \forall q_\ell, \{q_k, q_\ell\} \notin S_1\} \quad (19)$$

Each pair of qubits in S_1 are entangled and act jointly as a fair coin flip. On the other hand, each qubit in S_2 acts independently of one another also like a fair coin flip. Moreover, each element in S_1 and S_2 is independent of each other and Shannon entropies are additive. Thus, $H(\mathbb{P}(\vec{a}_i, \vec{a}_j)) = |S_1| + |S_2|$. Since the total number of qubits is $2|S_1| + |S_2| = H(\mathbb{P}(\vec{a}_i)) + H(\mathbb{P}(\vec{a}_j))$, the joint entropy can be expressed as

$$H(\mathbb{P}(\vec{a}_i, \vec{a}_j)) = H(\mathbb{P}(\vec{a}_i)) + H(\mathbb{P}(\vec{a}_j)) - |S_1|. \quad (20)$$

By definition of S_1 , we find the measured mutual information to be

$$\mathcal{I}_m(A_i; A_j) = |S_1| = N_s^{A_i, A_j}. \quad (21)$$

\square

The graph-theoretic interpretation shown in [Lemma 2](#) and [Lemma 5](#) will be useful for proving the correctness of our protocol. Furthermore, in spirit the characteristic vector in [32], we define the *characteristic matrix* of a quantum network to be

$$M_N = \begin{pmatrix} S(A_1) & \mathcal{I}_m(A_1; A_2) & \dots & \mathcal{I}_m(A_1; A_{N_m}) \\ \mathcal{I}_m(A_2; A_1) & S(A_2) & \mathcal{I}_m(A_2; A_3) & \dots \\ \vdots & \vdots & \vdots & \vdots \\ \mathcal{I}_m(A_{N_m}; A_1) & \dots & \mathcal{I}_m(A_{N_m}; A_{N_m-1}) & S(A_{N_m}) \end{pmatrix} \quad (22)$$

where the diagonal is the characteristic vector $V_{\mathcal{N}}$ containing the von Neumann entropy and the off-diagonals are the measured mutual information. Note that the matrix is symmetric, $M_{\mathcal{N}} = M_{\mathcal{N}}^T$. By introducing the off-diagonal terms, we can quantify the number of sources two nodes share. This addition allows us to extend the previous network classification protocol to include cases where more than one entanglement is shared between nodes.

We note that the characteristic matrix bears resemblance to the covariance matrix used in the semidefinite tests for network compatibility [27–29] where the off-diagonals of the covariance matrix are nonzero if and only if a source correlates two measurements. A key distinction is that the covariance matrix is evaluated from the classical data sampled from the network, whereas the characteristic matrix is evaluated by optimizing the measurements with respect to von Neumann entropy and measuring mutual information. Indeed, it is significantly more efficient to evaluate the covariance matrix, however, having control over the measurement apparatus improves our ability to probe the strength of the correlation between measurement devices. Thus, the characteristic matrix might give a more detailed view of the network’s topology.

Remark. *The term “computational basis” used thus far can be misleading. As mentioned previously, the basis of choice at the sources can differ than the choice at measurement nodes. However, since calculating the von Neumann entropy and the measured mutual information requires optimization over basis sets at the end of each measurement node, we expect to recover the reference frame of the sources. Implementation of such a procedure can be achieved via differential programming [33]. Thus, without loss of generality, the term “computational basis” would be used synonymously with “the source’s reference frame.”*

3.3 Distinguishing network topology

We now show that the topology of an n -local quantum network can be fully characterized by the characteristic matrix $M_{\mathcal{N}}$, which specifies the von Neumann entropy at each node and the measured mutual information of each pair of nodes.

Theorem 1. *Let two quantum networks, $\mathcal{N}^{(1)}$ and $\mathcal{N}^{(2)}$, satisfy [Assumption 1](#), $\mathcal{N}^{(1)}$ and $\mathcal{N}^{(2)}$ have the same topology (c.f. [Definition 1](#)) if and only if $S(A_i^{(1)}) = S(A_i^{(2)})$ for all nodes A_i and $\mathcal{I}_m(A_i^{(1)}; A_j^{(1)}) = \mathcal{I}_m(A_i^{(2)}; A_j^{(2)})$ for all pairs of nodes A_i, A_j .*

Proof. For sufficiency, observe that if two networks have the same topology, then the number of sources connected to $A_i^{(1)}$ is the same as $A_i^{(2)}$, and the number of sources shared between $A_i^{(1)}$ and $A_j^{(1)}$ is the same as $A_i^{(2)}$ and $A_j^{(2)}$. By [Lemmas 2](#) and [5](#), the von Neumann entropy of each node and measured mutual information of pairs of nodes are the same.

We show necessity by way of contradiction. Suppose the von Neumann entropy at each measurement node and the measured mutual information between any pair of measurement nodes for the two networks are identical, but the two networks have different topologies.

First, we note that the two networks must have the same number of nodes; an immediate contradiction is reached otherwise. On the other hand, the two networks will also have the same number of links, which can be written alternatively using the von Neumann entropy as $N_\ell = \sum_i S(A_i)$ using [Assumption 1.A](#). Lastly, the number of sources must also be the same. Suppose $N_s^{(1)} < N_s^{(2)}$. Since the number of links present in either network is the same, there must be at least one link ℓ connected to the preparation node in $\mathcal{N}^{(1)}$ that is not connected to the same preparation node in $\mathcal{N}^{(2)}$. This means that the measurement device A_i that was connected to A_j via ℓ in $\mathcal{N}^{(1)}$ must have lost the connection to A_j in $\mathcal{N}^{(2)}$. Thus, the $\mathcal{I}_m(A_i^{(1)}; A_j^{(1)}) > \mathcal{I}_m(A_i^{(2)}; A_j^{(2)})$ and we’ve reached a contradiction.

Now, focus on the case where the two networks have the same number of sources, links, and nodes. Define a *triplet* in a network to be a tuple of three elements, $t_n = (A_i, \Lambda_k, A_j)$, such that A_i and A_j share Λ_k . We distinguish the multiplicity of the triplets, that is, it is possible that $t_n = t_m$ for $n \neq m$ so long that the number of duplicated triplets is consistent with the number of node pairs sharing the same source. Two networks have different topologies if and only if there is at least one triple t_n that is in $\mathcal{N}^{(1)}$ but not $\mathcal{N}^{(2)}$. In particular, if the two networks differ by exactly one triplet, then $\mathcal{I}_m(A_i^{(1)}, A_j^{(1)}) = \mathcal{I}_m(A_i^{(2)}, A_j^{(2)}) - 1$ and we reach a contradiction.

Now, suppose there are d triplets present in $\mathcal{N}^{(1)}$ and not in $\mathcal{N}^{(2)}$. Construct a map ξ that satisfies:

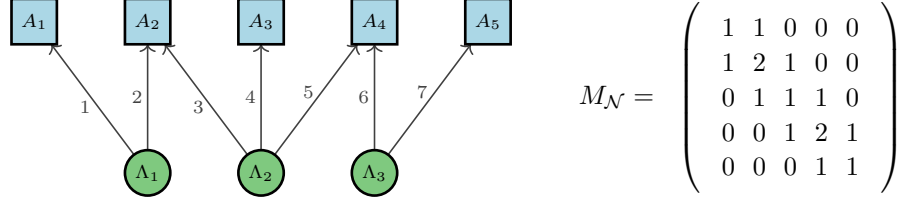


Figure 4: Example of a quantum network and its respective characteristic matrix $M_{\mathcal{N}}$. [Theorem 1](#) showed that $M_{\mathcal{N}}$ uniquely characterizes a quantum network. However, inferring the network from $M_{\mathcal{N}}$ is nontrivial.

- (i) $\xi(t_n) = t_{n'} = (A'_i, \Lambda'_k, A'_j)$ where t_n is in $\mathcal{N}^{(1)}$ and $t_{n'}$ is in $\mathcal{N}^{(2)}$,
- (ii) Performing the map ξ on all triplets t_n in $\mathcal{N}^{(1)}$ yields $\mathcal{N}^{(2)}$.

Think of ξ as the map that “moves” $\mathcal{N}^{(1)}$ to $\mathcal{N}^{(2)}$. When a triplet is present in both networks, $\xi(t_n) = t_n$; when a triplet is only present in one network, or one triplet is “moved” from its original position, $\xi(t_n) = t_{n'} \neq t_n$. If there exists one $t_n^* = (A_i^*, \Lambda_k^*, A_j^*)$ such that $t_{n'}$ is not in $\mathcal{N}^{(1)}$ also, then $\mathcal{I}_m(A_i^*, A_j^*) \leq \mathcal{I}_m(A'_i, A'_j) - 1$, and we’ve reached a contradiction. However, for all t_n in $\mathcal{N}^{(1)}$, $\xi(t_n)$ is also in $\mathcal{N}^{(1)}$, and the topology has not changed, contradicting our initial supposition. \square

The theorem states that one can uniquely find the topology of a network from its characteristic matrix. Suppose entropic quantities can be reliably calculated, verifying if two networks have the same topology requires only that the number of queries grows polynomially with respect to the number of nodes.

Inferring the topology from the characteristic matrix remains a difficult task. See [Figure 4](#) for an example network and it’s corresponding characteristic matrix $M_{\mathcal{N}}$. Knowing the topology, $M_{\mathcal{N}}$ can be straightforwardly obtained using [Lemma 2](#) and [Lemma 5](#). However, we encourage the reader to try the other direction. Even though $M_{\mathcal{N}}$ indicate whether A_i and A_j share a source(s), finding the correct number of sources N_s and assigning nodes to the respective sources appear to be highly nontrivial. Naively, one could search through all possible quantum networks with N_s sources, for all possible N_s . The search space grows exponentially and would not be tractable for large networks. Thus, we defer the existence of a polynomial-time inference algorithm as a future direction.

3.4 Inferring topology from qubit measurements

However, the concerns described above are non-existent when measurements can be done qubit-wise! So far, qubits have been assumed to be received in a black-box manner where qubits are indistinguishable, and joint measurement can be performed so long as it is local to the measurement node. This assumption is often made for generality. However, we can show that if qubits in each node can be measured individually, the quantum network can be inferred from the characteristic matrix in polynomial time.

Theorem 2. Consider an n -local network \mathcal{N} measured using local qubit projectors $\Pi_{\mathbf{a}}^{\mathcal{N}} = \bigotimes_{j=1}^m \Pi_{a_j}^{q_j}$ where $a_j \in \{0, 1\}$ and $q_j \in [N_q]$ index the measured qubit. The network’s topology is completely characterized by the matrix

$$Q_{\mathcal{N}} = \begin{pmatrix} S(q_1) & \mathcal{I}_m(q_1; q_2) & \dots & \mathcal{I}_m(q_1; q_{N_q}) \\ \mathcal{I}_m(q_2; q_1) & S(q_2) & \mathcal{I}_m(q_2; q_3) & \dots \\ \vdots & \vdots & \vdots & \vdots \\ \mathcal{I}_m(q_{N_q}; q_1) & \dots & \mathcal{I}_m(q_{N_q}; q_{N_q-1}) & S(q_{N_q}) \end{pmatrix} \quad (23)$$

where the i^{th} row lists the qubits entangled with qubit q_i and the number of sources N_s is equivalent to the number of unique rows (or columns) of $Q_{\mathcal{N}}$.

The above theorem gives an algorithm for reconstructing the network topology given the qubit-wise characteristic matrix $Q_{\mathcal{N}}$. First, assume knowledge of the measurement node that each qubit is sent to. The

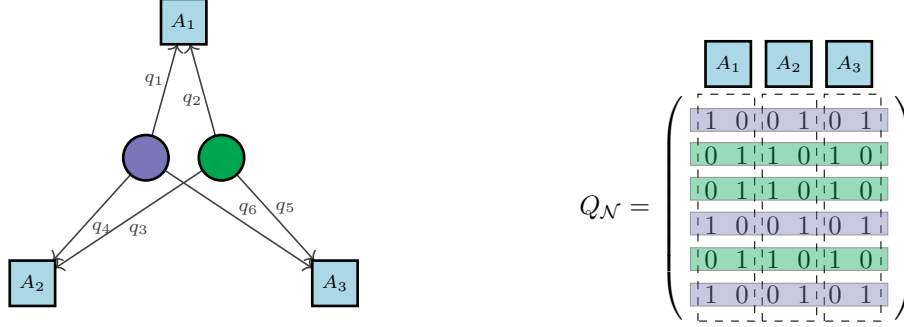


Figure 5: Application of [Theorem 2](#) on network in [Figure 3b](#). The columns of $Q_{\mathcal{N}}$ are organized by the nodes each qubit is from, and unique rows are grouped together. Each group of unique rows corresponds to a preparation node (purple or green) and the connectivity can be found by observing the non-zero entries in each row.

columns of $Q_{\mathcal{N}}$, each representing a qubit, can then be grouped into its respective measurement node. On the other hand, the rows of $Q_{\mathcal{N}}$ can be partitioned into sets of indices with identical rows, that is, let Λ_i be a set such that for all $j, k \in \Lambda_i$, $Q_{\mathcal{N},j,*} = Q_{\mathcal{N},k,*}$. As the notation suggests, this set of indices is the set of qubits from the source Λ_i . Lastly, if $Q_{\mathcal{N},r,s} = 1$, qubits r (in node A_j) and s (in node A_k) share a source Λ_i and the triplet (A_j, Λ_i, A_k) exists in the network. In [Figure 5](#), we give an elementary demonstration of the algorithm on the triangle network presented in [Figure 3b](#).

Performing joint measurements, even for qubits received in the same measurement node, can be experimentally demanding. Thus, limiting ourselves to qubit-wise measurement actually enhances the practicality of the protocol. The fine-grained measurements provide a simple algorithm for determining the topology in time quadratic to the number of qubits. Moreover, sources are not restricted to preparing only GHZ states; any entangled states will do. Given infinite precision and noiseless channels, each entry of $Q_{\mathcal{N}}$ can store whether there exist correlations between qubits. As correlations can only arise from quantum entanglement, two qubits are from the same source if and only if a non-zero correlation is observed. Because of this binary nature (zero/non-zero correlation), we will show that this protocol is entirely robust to depolarizing noise in the next section.

4 Inferring topology from noisy channels

Maximally entangled states such as GHZ states are fragile and easily corrupted by noise. In this section, we hope to establish robustness for the classification protocol introduced subjected to depolarizing noise, that is, for a quantum state ρ , a *depolarizing channel* \mathcal{E}_γ performs the map

$$\mathcal{E}_\gamma(\rho) = (1 - \gamma)\rho + \frac{\gamma}{2^n} \mathbb{I}_{2^n} \quad (24)$$

where $\gamma \in [0, 1]$ is the parameter of the channel, and n is the number of qubits involved in state ρ . In the quantum network setting, depolarizing noise acts jointly on qubits prepared by a source, and sources are affected independently.

4.1 Example: triangle network revisited

Consider the triangle network 1 shown in [Figure 3a](#). Like in the noiseless case, the Shannon entropy at each measurement device is independent of the choice of measurement basis, and $H(A) = S(A) = 1$. In an attempt to characterize the topology, we look at the measured mutual information between devices A_i and A_j , where the joint state is

$$\rho_{A_i \cup A_j} = \frac{\mathbb{I}_2}{2} \otimes |\Phi\rangle\langle\Phi| \otimes \frac{\mathbb{I}_2}{2}. \quad (25)$$

If each qubit is sent through a depolarizing channel of the same noise parameter, then the joint state received $\mathcal{E}_\gamma(\rho_{AB})$ becomes

$$\mathcal{E}_\gamma(\rho_{A_i \cup A_j}) = \frac{\mathbb{I}_2}{2} \otimes \left((1-\gamma)|\Phi\rangle\langle\Phi| + \frac{\gamma}{4}\mathbb{I}_4 \right) \otimes \frac{\mathbb{I}_2}{2}, \quad (26)$$

which yields the Shannon entropy of

$$-H(\mathcal{E}_\gamma(\rho_{A_i \cup A_j})) = \frac{2-\gamma}{2} \log(2-\gamma) + \frac{\gamma}{2} \log \gamma - 4 \quad (27)$$

when measured using the computational basis for both devices. When the channel is noiseless, *i.e.* $\gamma = 0$, then $\mathcal{I}_m(A_i; A_j) = 1$ and we recover the results shown in [Section 3.2](#). However, if the channel is completely noisy, meaning that $\gamma = 1$, then $H(\mathcal{E}_\gamma(\rho_{A_i \cup A_j})) = 4$ and the measured mutual information is zero, which can lead one at the receiver end to think that qubits received at A_i and A_j are independent of one another.

The same calculation can be applied to network 2 in [Figure 3](#). Let $\sigma_2 = (|00\rangle\langle 00| + |11\rangle\langle 11|)/2$. Knowing that the joint system $\rho_{A_i \cup A_j} = \sigma_2 \otimes \sigma_2$, we focus on the behavior of one σ_2 knowing that the remaining system behaves identically and independently. We can find the noisy joint system of σ_2 to be

$$\mathcal{E}_\gamma(\sigma_2) = \frac{\gamma}{4}\mathbb{I}_4 + (1-\gamma)\sigma_2 \quad (28)$$

The above state yields the following Shannon entropy when measured in the computational basis.

$$-H(\mathcal{E}_\gamma(\sigma_2)) = \frac{2-\gamma}{2} \log(2-\gamma) + \frac{\gamma}{2} \log \gamma - 2 \quad (29)$$

Since $\rho_{AB} = \sigma \otimes \sigma$, the entropy of the joint system simply adds.

$$-H(\mathcal{E}_\gamma(\rho_{A_i \cup A_j})) = (2-\gamma) \log(2-\gamma) + \gamma \log \gamma - 4 \quad (30)$$

Again, we can cover the noiseless and completely random behavior when $\gamma = 0$ or $\gamma = 1$, respectively. However, we are interested if the two systems are ever indistinguishable due to noise.

Claiming the computational basis is again the basis of choice that maximizes the mutual information and from [Equations \(27\) and \(30\)](#), the measured mutual information is, respectively,

$$\mathcal{I}_m^{(1)}(A_i; A_j) = \frac{2-\gamma}{2} \log(2-\gamma) + \frac{\gamma}{2} \log \gamma, \quad (31)$$

$$\mathcal{I}_m^{(2)}(A_i; A_j) = (2-\gamma) \log(2-\gamma) + \gamma \log \gamma. \quad (32)$$

We can see that the measured mutual information of the first network is half of the second one. Consequently, this means that for depolarizing of strength $\gamma \in [0, 1)$, the measured mutual information will always have a non-zero gap and we will be able to distinguish the two networks through local measurements.

4.2 Inferring topology of noisy networks

We hope to extend [Theorem 1](#) to the case of applying uniform global noise on sources. To do so, we first extend [Lemmas 3 and 4](#) to the noisy case.

Lemma 6. *Consider a quantum network satisfying [Assumption 1](#), measurement nodes A_i and A_j . Moreover, the network is made up of depolarizing channels that act on each qubit with strength γ . Then, the local measurement basis that maximizes the Shannon mutual information, *i.e.**

$$\operatorname{argmax}_{\{\Pi_{\vec{a}_i}^{A_i}\}, \{\Pi_{\vec{a}_j}^{A_j}\}} H(\mathbb{P}(\vec{a}_i)) + H(\mathbb{P}(\vec{a}_j)) - H(\mathbb{P}(\vec{a}_i, \vec{a}_j)) \quad (33)$$

is the computational basis.

Proof. Let ρ be either a Bell pair $|\Phi\rangle\langle\Phi|$ or shared random bits σ_2 . Under depolarizing noise on the source, the state becomes

$$\mathcal{E}_\gamma(\rho) = (1 - \gamma)\rho + \frac{1}{4}\mathbb{I}_4. \quad (34)$$

Note that for any unitary U applied onto the noisy state, the effect of the noise stays unchanged, *i.e.*

$$U\mathcal{E}_\gamma(\rho)U^\dagger = (1 - \gamma)U\rho U^\dagger + \frac{1}{4}\mathbb{I}_4. \quad (35)$$

Thus, the measurement basis that maximizes the Shannon entropy of ρ remains the same for all $\gamma > 0$. \square

We are interested in whether there exists a $\gamma \in [0, 1)$ such that the measured mutual information of two networks is the same. If such γ exists, denote γ^* , then the two networks are identical according to the protocol within some small neighborhood of γ^* . On the other hand, if the measured mutual information remains distinct for all γ and pairs across two networks, then the protocol will be applicable for any noise level that is not completely depolarized, assuming an infinite amount of samples can be taken. Below, we provide one condition that guarantees such robustness to noise.

Theorem 3. *Consider two quantum networks $\mathcal{N}^{(1)}$ and $\mathcal{N}^{(2)}$ satisfying [Assumption 1](#). For depolarizing channels with known strength $\gamma \in [0, 1)$, we can distinguish the topology of $\mathcal{N}^{(1)}$ from $\mathcal{N}^{(2)}$.*

Proof. Under the assumption that each preparation node can send at most one qubit, for any two measurement nodes A_i and A_j , the joint state $\rho_{A_i A_j}$ will be the tensor product of \mathbb{I}_2 , σ_2 , and Bell pairs. In particular, the von Neumann entropy of each device is invariant with respect to noise. Moreover, the measured mutual information of σ_2 and $|\Phi\rangle\langle\Phi|$ is the same for all $\gamma \in [0, 1]$. Let $I(\gamma) = \mathcal{I}_m(\mathcal{E}_\gamma(|\Phi\rangle\langle\Phi|)) = \mathcal{I}(\mathcal{E}_\gamma(\sigma_2))$, the measured mutual information as a function of γ will be $\mathcal{I}_m(A_i; A_j) = N_s^{A_i, A_j} I(\gamma)$.

If $\mathcal{N}^{(1)}$ and $\mathcal{N}^{(2)}$ have different topologies, it means that there exists at least one pair of nodes A_i and A_j such that (without loss of generality) $N_s^{A_i^{(1)}, A_j^{(1)}} > N_s^{A_i^{(2)}, A_j^{(2)}}$. Thus, for any depolarizing channel of strength γ , $\mathcal{I}_m(A_i^{(1)}; A_j^{(1)}) > \mathcal{I}_m(A_i^{(2)}; A_j^{(2)})$. Thus, by [Theorem 1](#), the two networks can be distinguished given sufficient shots taken to estimate each entropic quantity. \square

Note that [Theorem 3](#) actually provides a limited sense of noise robustness, that is, we need a priori knowledge of γ . The theorem can remain useful for comparing two quantum networks with unknown topologies but are under the influence of depolarizing noise of the same strength or verifying the topology of one noisy network. Recall that there are no straightforward algorithms for deriving the topology from the characteristic matrix even in the noiseless case. Moreover, inferring topology only becomes more difficult when the two networks are exposed to noises of different strengths.

Nonetheless, if measurements can be done on the level of qubits, the topology can be deduced in polynomial time without any knowledge of γ !

Theorem 4. *Consider a noisy network \mathcal{N} that is measured using local qubit measurements and $\rho^{\text{Net}} = \bigotimes_{i=1}^n \rho^{\Lambda_i}$. It's topology is completely characterized by the matrix $Q_{\mathcal{N}}$ as described in [Theorem 2](#).*

Proof. Let $\rho_i = \text{tr}_{j \neq i}[\rho^{\text{Net}}]$ for all $j \in [N_q]$. Then, if $S(\rho_i) > 0$ a source may exist that correlates the qubit with other qubits. Next, the measured mutual information $\mathcal{I}_m(q_i, q_j) = 0$, if and only if $\rho_i \otimes \rho_j$. This implies that when $\mathcal{I}_m(q_i, q_j) > 0$, a source must be present to correlate the two independent qubit measurements. Therefore, the matrix $Q_{\mathcal{N}}$ only has nonzero elements on its off-diagonal if there exist sources to correlate the qubits. In practice, finite samples are taken and the scalar value of $\mathcal{I}_m(q_i, q_j)$ should only be counted as nonzero if it is sufficiently larger than the statistical fluctuations of uncorrelated qubits. \square

Note that in the above Theorem, a source can be so noisy that it separates as $\bigotimes_j \rho_j$. We argue that the source no longer qualifies as such precisely because it no longer distributes shared randomness. Otherwise, so long as a sufficient number of measurements are taken and non-separable states are prepared at each source, the qubit-wise characteristic matrix $Q_{\mathcal{N}}$ is sufficient for determining the network topology. On a different note, for certain choices of noise, such as colored noise and qubit dephasing noise, the characteristic matrix is preserved; thus, both [Theorem 3](#) and [Theorem 4](#) will hold under these noise models.

5 Conclusion

In this work, we introduced protocols for inferring the topology of n -local quantum networks. The protocol constructs characteristic matrices of a quantum network, storing the von Neumann entropies on the diagonal entries and the measured mutual information on the off-diagonal entries. These information-theoretic measures use only local measurements, which allows for easy implementation on quantum hardware. Assuming sources prepare maximally entangled states, the characteristic matrix can uniquely determine the topology of a quantum network. Moreover, if one is capable of making qubit-wise measurements, the topology of the network can be inferred in polynomial time from the characteristic matrix and is entirely robust to noise. Furthermore, our approach is well suited to the variational quantum optimization methods for quantum networks described in reference [33].

It is worth noting that the characteristic matrix cannot distinguish between quantum entanglement and shared randomness. However, the characteristic matrix does indicate which qubits are correlated. Thus, an entanglement witness can be tailored to the network's topology. One approach might be to then test each source independently using an entanglement witness of choice [11, 12].

There are assumptions made in this paper that can be extended to fit more realistic scenarios. For example, we assumed all measurement nodes are observed and measurements can be performed on all nodes. In reality, the known set of measurement nodes can merely be a subset of the entire network. Exploring the limits and extensions of our protocol for the case of partially-observed networks can be a fruitful future direction.

Acknowledgements

This material is based upon work supported by the U.S. Department of Energy, Office of Science, National Quantum Information Science Research Centers and the Office of Advanced Scientific Computing Research, Accelerated Research for Quantum Computing program under contract number DE-AC02-06CH11357.

References

- [1] R. Horodecki, P. Horodecki, M. Horodecki, and K. Horodecki. “Quantum entanglement”. *Reviews of Modern Physics* 81 (2 2009), pp. 865–942. DOI: [10.1103/RevModPhys.81.865](https://doi.org/10.1103/RevModPhys.81.865).
- [2] L. Amico, R. Fazio, A. Osterloh, and V. Vedral. “Entanglement in many-body systems”. *Reviews of Modern Physics* 80 (2 2008), pp. 517–576. DOI: [10.1103/RevModPhys.80.517](https://doi.org/10.1103/RevModPhys.80.517).
- [3] J. P. Dowling and G. J. Milburn. “Quantum technology: The second quantum revolution”. *Philosophical Transactions of the Royal Society of London. Series A: Mathematical, Physical and Engineering Sciences* 361.1809 (2003). Ed. by A. G. J. MacFarlane, pp. 1655–1674. DOI: [10.1098/rsta.2003.1227](https://doi.org/10.1098/rsta.2003.1227).
- [4] H. J. Kimble. “The quantum internet”. *Nature* 453.7198 (2008), pp. 1023–1030. DOI: [10.1038/nature07127](https://doi.org/10.1038/nature07127).
- [5] C. Simon. “Towards a global quantum network”. *Nature Photonics* 11.11 (2017), pp. 678–680. DOI: [10.1038/s41566-017-0032-0](https://doi.org/10.1038/s41566-017-0032-0).
- [6] S. Wehner, D. Elkouss, and R. Hanson. “Quantum internet: A vision for the road ahead”. *Science* 362.6412 (2018). DOI: [10.1126/science.aam9288](https://doi.org/10.1126/science.aam9288).
- [7] Q.-C. Sun et al. “Quantum teleportation with independent sources and prior entanglement distribution over a network”. *Nature Photonics* 10.10 (2016), pp. 671–675. DOI: [10.1038/nphoton.2016.179](https://doi.org/10.1038/nphoton.2016.179).
- [8] S. L. N. Hermans, M. Pompili, H. K. C. Beukers, S. Baier, J. Borregaard, and R. Hanson. “Qubit teleportation between non-neighbouring nodes in a quantum network”. *Nature* 605.7911 (2022), pp. 663–668. DOI: [10.1038/s41586-022-04697-y](https://doi.org/10.1038/s41586-022-04697-y).
- [9] G. Carvacho et al. “Quantum violation of local causality in an urban network using hybrid photonic technologies”. *Optica* 9.5 (2022), pp. 572–578. DOI: [10.1364/OPTICA.451523](https://doi.org/10.1364/OPTICA.451523).

- [10] J. Chung et al. “Design and Implementation of the Illinois Express Quantum Metropolitan Area Network”. *IEEE Transactions on Quantum Engineering* (2022), pp. 1–20. DOI: [10.1109/TQE.2022.3221029](https://doi.org/10.1109/TQE.2022.3221029).
- [11] B. M. Terhal. “Detecting quantum entanglement”. *Theoretical Computer Science* 287.1 (2002), pp. 313–335. DOI: [10.1016/S0304-3975\(02\)00139-1](https://doi.org/10.1016/S0304-3975(02)00139-1).
- [12] O. Gühne and G. Tóth. “Entanglement detection”. *Physics Reports* 474.1-6 (2009), pp. 1–75. DOI: [10.1016/j.physrep.2009.02.004](https://doi.org/10.1016/j.physrep.2009.02.004).
- [13] M. Huber, F. Mintert, A. Gabriel, and B. C. Hiesmayr. “Detection of High-Dimensional Genuine Multipartite Entanglement of Mixed States”. *Physical Review Letters* 104 (21 2010), p. 210501. DOI: [10.1103/PhysRevLett.104.210501](https://doi.org/10.1103/PhysRevLett.104.210501).
- [14] C. Harney, S. Pirandola, A. Ferraro, and M. Paternostro. “Entanglement classification via neural network quantum states”. *New Journal of Physics* 22.4 (2020), p. 045001. DOI: [10.1088/1367-2630/ab783d](https://doi.org/10.1088/1367-2630/ab783d).
- [15] M.-X. Luo and S.-M. Fei. “Robust multipartite entanglement without entanglement breaking”. *Physical Review Research* 3 (4 2021), p. 043120. DOI: [10.1103/PhysRevResearch.3.043120](https://doi.org/10.1103/PhysRevResearch.3.043120).
- [16] K. Hansenne, Z.-P. Xu, T. Kraft, and O. Gühne. “Symmetries in quantum networks lead to no-go theorems for entanglement distribution and to verification techniques”. *Nature Communications* 13.1 (2022). DOI: [10.1038/s41467-022-28006-3](https://doi.org/10.1038/s41467-022-28006-3).
- [17] F. Scala, S. Mangini, C. Macchiavello, D. Bajoni, and D. Gerace. “Quantum variational learning for entanglement witnessing”. *International Joint Conference on Neural Networks*. IEEE, 2022. DOI: [10.1109/ijcnn55064.2022.9892080](https://doi.org/10.1109/ijcnn55064.2022.9892080).
- [18] J. Henson, R. Lal, and M. F. Pusey. “Theory-independent limits on correlations from generalized Bayesian networks”. *New Journal of Physics* 16.11 (2014), p. 113043. DOI: [10.1088/1367-2630/16/11/113043](https://doi.org/10.1088/1367-2630/16/11/113043).
- [19] R. Chaves, C. Majenz, and D. Gross. “Information-theoretic implications of quantum causal structures”. *Nature communications* 6.1 (2015), pp. 1–8. DOI: [10.1038/ncomms6766](https://doi.org/10.1038/ncomms6766).
- [20] M. Weilenmann and R. Colbeck. “Analysing causal structures with entropy”. *Proceedings of the Royal Society A: Mathematical, Physical and Engineering Sciences* 473.2207 (2017), p. 20170483. DOI: [10.1098/rspa.2017.0483](https://doi.org/10.1098/rspa.2017.0483).
- [21] R. Chaves. “Polynomial Bell Inequalities”. *Physical Review Letters* 116 (1 2016), p. 010402. DOI: [10.1103/PhysRevLett.116.010402](https://doi.org/10.1103/PhysRevLett.116.010402).
- [22] A. Tavakoli. “Bell-type inequalities for arbitrary noncyclic networks”. *Physical Review A* 93 (3 2016), p. 030101. DOI: [10.1103/PhysRevA.93.030101](https://doi.org/10.1103/PhysRevA.93.030101).
- [23] D. Rosset, C. Branciard, T. J. Barnea, G. Pütz, N. Brunner, and N. Gisin. “Nonlinear Bell Inequalities Tailored for Quantum Networks”. *Physical Review Letters* 116 (1 2016), p. 010403. DOI: [10.1103/PhysRevLett.116.010403](https://doi.org/10.1103/PhysRevLett.116.010403).
- [24] A. Tavakoli, A. Pozas-Kerstjens, M.-X. Luo, and M.-O. Renou. “Bell nonlocality in networks”. *Reports on Progress in Physics* 85.5 (2022), p. 056001. DOI: [10.1088/1361-6633/ac41bb](https://doi.org/10.1088/1361-6633/ac41bb).
- [25] M.-O. Renou, Y. Wang, S. Boreiri, S. Beigi, N. Gisin, and N. Brunner. “Limits on Correlations in Networks for Quantum and No-Signaling Resources”. *Physical Review Letters* 123 (7 2019), p. 070403. DOI: [10.1103/PhysRevLett.123.070403](https://doi.org/10.1103/PhysRevLett.123.070403).
- [26] M.-X. Luo. “Network configuration theory for all networks”. *arXiv:2107.05846* (2021). DOI: [10.48550/arXiv.2107.05846](https://doi.org/10.48550/arXiv.2107.05846).
- [27] A. Kela, K. V. Prillwitz, J. Aberg, R. Chaves, and D. Gross. “Semidefinite Tests for Latent Causal Structures”. *IEEE Transactions on Information Theory* 66.1 (2020), pp. 339–349. DOI: [10.1109/tit.2019.2935755](https://doi.org/10.1109/tit.2019.2935755).
- [28] J. Åberg, R. Nery, C. Duarte, and R. Chaves. “Semidefinite Tests for Quantum Network Topologies”. *Physical Review Letters* 125 (11 2020), p. 110505. DOI: [10.1103/PhysRevLett.125.110505](https://doi.org/10.1103/PhysRevLett.125.110505).

- [29] T. Kraft, C. Spee, X.-D. Yu, and O. Gühne. “Characterizing quantum networks: Insights from coherence theory”. *Physical Review A* 103 (5 2021), p. 052405. DOI: [10.1103/PhysRevA.103.052405](https://doi.org/10.1103/PhysRevA.103.052405).
- [30] E. Wolfe, R. W. Spekkens, and T. Fritz. “The Inflation Technique for Causal Inference with Latent Variables”. *Journal of Causal Inference* 7.2 (2019), p. 20170020. DOI: [doi:10.1515/jci-2017-0020](https://doi.org/10.1515/jci-2017-0020).
- [31] E. Wolfe, A. Pozas-Kerstjens, M. Grinberg, D. Rosset, A. Acín, and M. Navascués. “Quantum Inflation: A General Approach to Quantum Causal Compatibility”. *Physical Review X* 11 (2 2021), p. 021043. DOI: [10.1103/PhysRevX.11.021043](https://doi.org/10.1103/PhysRevX.11.021043).
- [32] X. Yang, Y.-H. Yang, and M.-X. Luo. “Strong entanglement distribution of quantum networks”. *Physical Review Research* 4.1 (2022), p. 013153. DOI: [10.1103/PhysRevResearch.4.013153](https://doi.org/10.1103/PhysRevResearch.4.013153).
- [33] B. Doolittle, T. Bromley, N. Killoran, and E. Chitambar. “Variational Quantum Optimization of Nonlocality in Noisy Quantum Networks”. *arXiv:2205.02891* (2022). DOI: [10.48550/arXiv.2205.02891](https://doi.org/10.48550/arXiv.2205.02891).
- [34] M. A. Nielsen and I. L. Chuang. *Quantum Computation and Quantum Information*. Cambridge University Press, 2009. DOI: [10.1017/cbo9780511976667](https://doi.org/10.1017/cbo9780511976667).
- [35] K. Kraus. *States, Effects, and Operations: Fundamental Notions of Quantum Theory*. Ed. by K. Kraus, A. Böhm, J. D. Dollard, and W. H. Wootters. Springer, 1983. DOI: [10.1007/3-540-12732-1](https://doi.org/10.1007/3-540-12732-1).

The submitted manuscript has been created by UChicago Argonne, LLC, Operator of Argonne National Laboratory (“Argonne”). Argonne, a U.S. Department of Energy Office of Science laboratory, is operated under Contract No. DE-AC02-06CH11357. The U.S. Government retains for itself, and others acting on its behalf, a paid-up nonexclusive, irrevocable worldwide license in said article to reproduce, prepare derivative works, distribute copies to the public, and perform publicly and display publicly, by or on behalf of the Government. The Department of Energy will provide public access to these results of federally sponsored research in accordance with the DOE Public Access Plan <http://energy.gov/downloads/doe-public-access-plan>.

Working document for Danny Chen

¹ and ²

¹Case Western Reserve University

²Argonne National Laboratory

December 16, 2022

We are diving into this paper:[Doolittle2022]

Notes

June 16, 2022 Meeting Notes

1. *The flexibility of the ansatz.* There are three layers to the network model (quantum circuit): sources, noise, and receiver. From which, we have the freedom to choose how to configure the state of the source nodes and measurement basis of the receivers. The current implementation gives full degrees of freedom to these ansatz, giving an exponential scaling of parameter to size. Has different, more restrictive ansatz be explored?
2. *Network Topology* Is the network topology arbitrary in theory? Are there typical limits to the degree of a node?
3. *Classical Input* Can the classical input ever be non-uniform? Dynamic? What's the typical size of \mathcal{X} ?
4. *Circuit Cutting* The premise of QVO is to use quantum circuits to model the behavior of a quantum network. The downside of the current implementation is the lack of scalability: exponentially growing number of parameters (due to arbitrary state preparation) and evaluations (due to classical inputs in model). On the flip side, given the structure of the problems (quantum networks), circuit cutting techniques can be applied easily. Was circuit cutting techniques considered as a part of "parallelizing" the infrastructure?
5. *Applications* At the "Future directions" section, there a list of potential applications within the realm of quantum networks that can possibly use VQO. How do you speculate the transferability of results from violating Bell's inequality to the applications you listed?
 - (i) increase number of settings in each network (arbitrary state preparation): this grows polynomially. Exponential growth in evaluation of cost function (arms to the start network).
 - (ii) Noise is just constant overhead, but nothing to optimize. Measurement layer seems to be more expensive in this work. Source nodes don't need a unitary per classical input.
 - (iii) Other properties: mutual information (nasty!), state discrimination, winning probability for games. Identify cost functions that are easier to evaluate. Von Neuman entropy might be difficult because classical outputs are all we have. Optimize Shannon entropy over measurement basis to converge to von Neumann. There's operational meaning: realted to amount of ebits you can distill. 3 node network, maximize the amount of entanglement to distributed across network given noise.
 - (iv) the number of parameters: smallest case, 2. Worst, scale like factor of 10. for 4 qubit network, 4 to 60 parameters.

- (v) P_{net} is a column stochastic matrix. Each measurement node has 2 input, then there are 2^n rows, and same number of rows, where n is the number of measurement devices.
- (vi) Certain cases fail terribly: mermin klyshko inequality. Maximally violated by GHZ state. Scaled to arbitrary sizes. Evaluation of cost function grows exponentially.
- (vii) Maybe circuit cutting...
- (viii) Bell inequality with little correlator
- (ix) neurla network to learn priors to train over ninput priors
- (x) Enforce separation in correlators and postprocessing them together. Exploit locality? But qubits are entangled, so might have to go through all possibilities.

Cost functions Summary

Before anything, let's establish what P_{net} is. It models a communication scheme. There are *source nodes* that prepare some quantum state, whose qubits will then be distributed to *measurement nodes* according to some network topology. Each measurement node will receive some classical input that dictates what basis should the qubits be measured in, thereby producing some (classical) outcome. So, P_{net} models this interaction via a variational quantum circuit. Some parameters $\theta \in \mathbb{R}^{d_s}$ gives the form of the source nodes (up to $d_s = 2^n$, where n is the size of the source node, for arbitrary state), another set of parameters $\phi_x \in \mathbb{R}^{d_m}$ gives the form of the measurement nodes (up to $d_m = 4^n$, where n is the size of the measurement node, for arbitrary measurement basis). A different ϕ is defined for each classical input x . We actually need to prepare on network setting per classical input combination, which means P_{net} actually refers to a collection of networks. A classical interpretation will be in terms of a matrix that stores classical probabilities. Each column encodes the probability of outcome a conditioned on classical input x (so, it is column-stochastic). There is one column for each classical input combination.

1. CHSH Inequality

- Two party communication with binary classical inputs $x = (x, y) \in \{0, 1\}^2$ and binary observables $a = (a, b) \in \{-1, 1\}^2$.
- Let the rotations governed by ϕ along with a computational measurement be denoted by an obserables $A_x(\phi_{1,x})$ and $B_y(\phi_{2,y})$ (one for each qubit). Let the source nodes create a quantum state $\rho_{net}(\theta)$ of the two qubits and we're interested in the following quantity:

$$S(\Theta) = \left| \sum_{x,y \in \{0,1\}^2} (-1)^{xy} \langle A_x B_y \rangle \right| = \left| \sum_{x,y \in \{0,1\}^2} (-1)^{xy} \text{tr}((A_x(\phi_{1,x}) \otimes B_y(\phi_{2,y})) \rho_{net}(\theta)) \right| \quad (1)$$

* Has to compute all terms, but network size is fixed.

2. n -local Star Inequality

- There are n source nodes and $n+1$ measurement nodes. In particular, there will be n measurement nodes each receiving one qubit and one classical bit (call those $\{A_{i,x_i}(\phi_{i,x_i})\}_i$), and the one measurement node left gets n qubits and one classical bit (call this $\{B_y(\phi_{n+1,y})\}$).
- Again, let $\rho_{net}(\theta)$ be the quantum state represented by the source node. We're interested in the quantity

$$S(\Theta) = \left| \frac{1}{2^n} \sum_{x_1, \dots, x_n} \langle A_{1,x_1} \dots A_{n,x_n} B_{n,0} \rangle \right|^{1/n} + \left| \frac{1}{2^n} \sum_{x_1, \dots, x_n} (-1)^{\sum_i x_i} \langle A_{1,x_1} \dots A_{n,x_n} B_{n,1} \rangle \right|^{1/n} \quad (2)$$

$$S(\Theta) = \left| \sum_{x_1, \dots, x_n} \langle A_{1,x_1} \dots A_{n,x_n} B_{n,0} \rangle \right|^{1/n} + \left| \sum_{x_1, \dots, x_n} (-1)^{\sum_i x_i} \langle A_{1,x_1} \dots A_{n,x_n} B_{n,1} \rangle \right|^{1/n} \quad (3)$$

$$S(\Theta) = \left| \sum_{x_1, \dots, x_n} \langle A_{1,x_1} \dots A_{n,x_n} B_{n,0} \rangle \right| + \left| \sum_{x_1, \dots, x_n} (-1)^{\sum_i x_i} \langle A_{1,x_1} \dots A_{n,x_n} B_{n,1} \rangle \right| \quad (4)$$

where A 's and B are implicitly a function of ϕ .

- * We can interpret this probabilistically as the expectation over classical prior. Then, taking the partial sum might avoid having to run every network configuration. However, the prior here is and has to be uniform — maximum entropy :(

3. Mutual Information

- Imagine a two party communication between the source nodes and measurement nodes. The source nodes receive classical signals x , which dictates some qubit initialization scheme, one for each unique x . Then, the source nodes distribute the qubits to measurement nodes. Each measurement node measure the received qubits in some parameterized basis, outputting a classical bit string y .
- View the incoming classical signals to the source nodes as a random variable X (we call this the *prior*), and the output classical distribution from measurement nodes as a random variable $Y(\phi)$. We can characterize the amount of *classical* information being transmitted with the mutual information.

$$I(X; Y) = H(X) + H(Y) - H(XY) \quad (5)$$

where $H(X)$ represents the entropy of X :

$$H(X) = -\mathbb{E}_{x \sim p(x)} \log p(x) \quad (6)$$

and $H(XY)$ represents the joint entropy

$$H(XY) = -\mathbb{E}_{x, y \sim p(x, y; \phi)} \log p(x, y; \phi) \quad (7)$$

- * Evaluating this objective has similar cost as optimizing Bell inequalities (for exact evaluation, looping through all possibility is required).

4. Von Neumann Entropy

- The von Neumann entropy for a quantum state ρ is defined as

$$S(\rho) = \text{tr}(\rho \log \rho) \quad (8)$$

where the log above refers to the matrix log and we use the convention that $\log 0 = 0$. So, any pure state $\rho = |\psi\rangle\langle\psi|$ has a von Neumann entropy of zero.

- When measured in the eigenbasis of ρ , the von Neumann entropy coincides with the Shannon entropy, with all randomness coming from the superposition of pure states in ρ . When measured in any other basis, the Shannon entropy calculated from measurement results is strictly greater than the von Neumann entropy because measurements only add noise. So, to find the von Neumann entropy, we want to minimize over measurement basis.
- If we want to maximize the von Neumann entropy, we would have to do a two-stage optimization routine. In abstraction,

$$\max_{\theta} S(\rho_{\text{prep}}(\theta)) = \max_{\theta} \min_{\phi} H(\rho_{\text{net}}(\theta, \phi)) \quad (9)$$

where S denotes the von Neumann entropy, H denotes the Shannon entropy, ρ_{prep} refers to the state prepared in the source nodes, and ρ_{net} refers to the measurement outcome (classical distribution) formed by measuring ρ_{prep} with measurement bases specified by ϕ . Moreover, S^{vn} denotes the von Neumann entropy and S^s denotes the Shannon entropy.

Project Brainstorm

Network Classification We start off with a restatement of theorem 6:

Theorem (theorem 6 of [yang2022strong]). *Consider two quantum networks, $\mathcal{N}^{(i)} = (V_{\text{prep}}^{(i)}, V_{\text{meas}}^{(i)}, E^{(i)})$ for $i = 1, 2$, with the constraint that no two measurement nodes are connected to a single preparation node on more than two wires.¹ Define the characteristic vector $\mathcal{V}_{\mathcal{N}^{(i)}} \in \mathbb{R}^{|V_{\text{meas}}^{(i)}}|$ as the following:*

$$\mathcal{V}_{\mathcal{N}^{(i)}} = (S(v_j))_{v_j \in V_{\text{meas}}^{(i)}} \quad (10)$$

where $S(v)$ denotes the von Neumann entropy of the subsystem v . Further suppose that $V_{\text{prep}}^{(1)}$ and $V_{\text{prep}}^{(2)}$ only prepare GHZ states. Then, $\mathcal{N}^{(1)}$ and $\mathcal{N}^{(2)}$ are unitarily equivalent if and only if their characteristic vectors are the same, i.e. $\mathcal{V}_{\mathcal{N}^{(1)}} = \mathcal{V}_{\mathcal{N}^{(2)}}$.

The theorem above holds for networks with only GHZ preparations. In this scenario, the von Neumann entropy can be easily calculated. From **qNetV0**, we have a tool for finding the characteristic vector of arbitrary prepared states shared under arbitrary topology. Can this be generalized to a new von-Neumann-entropy-based topology metric?

Here are some steps we can take:

1. Literature search for the significance to network topology classification and what does having network topology imply.

Here are my findings:

- One approach derived a set of inequalities on the measurement probabilities for which networks of certain topologies have to obey. One approach showed a decomposition of covariance matrix that works only if the network obeys certain topological constraints. All focused on the problem: *given measurement outcome, can we infer the structure of the network?*
- My understanding here is: through **qNetV0**, we have an tool for getting the von Neumann entropy of an unknown *but query-able* quantum state. Via theorem 6, we have a tool for inferring the topology of an unknown network (*kind of...*) given queries to each measurement nodes assuming the network only prepare GHZ states. *Can we infer the topology of an unknown network given access to its measurement nodes without state-preparation assumptions?*

2. Verifying theorem 6:

- (\implies) This direction is simple. We can generate \mathcal{N}_1 , then generate \mathcal{N}_2 by applying a random unitary. Find the characteristic vectors of each and see if they are equal.
- (\impliedby) This direction is slightly harder. Zain's idea is to perform the following optimization:

$$\min_{\theta, \phi} \left\| \mathcal{V}_{\mathcal{N}^{(1)}(\theta^{(1)}, \phi^{(1)})} - \mathcal{V}_{\mathcal{N}^{(2)}(\theta^{(2)}, \phi^{(2)})} \right\| \quad (11)$$

Then, we can verify the existence of a unitary such that $\rho_{\mathcal{N}^{(1)}} = U \rho_{\mathcal{N}^{(2)}}$.

3. Explore how noise effect this theorem, i.e. if the characteristic vectors are close under some noise, can we say that the two networks are close (and vice versa).
4. Go through, in detail, the proof of theorem 6 and look at the generalization of:
 - the condition that a measurement node can receive at most one qubit from a preparation node.
 - state preparation for a more general classification (metric space of n -node network?)

¹Here, I *without loss of generality* assumed that all qubits in one preparation node is entangled.

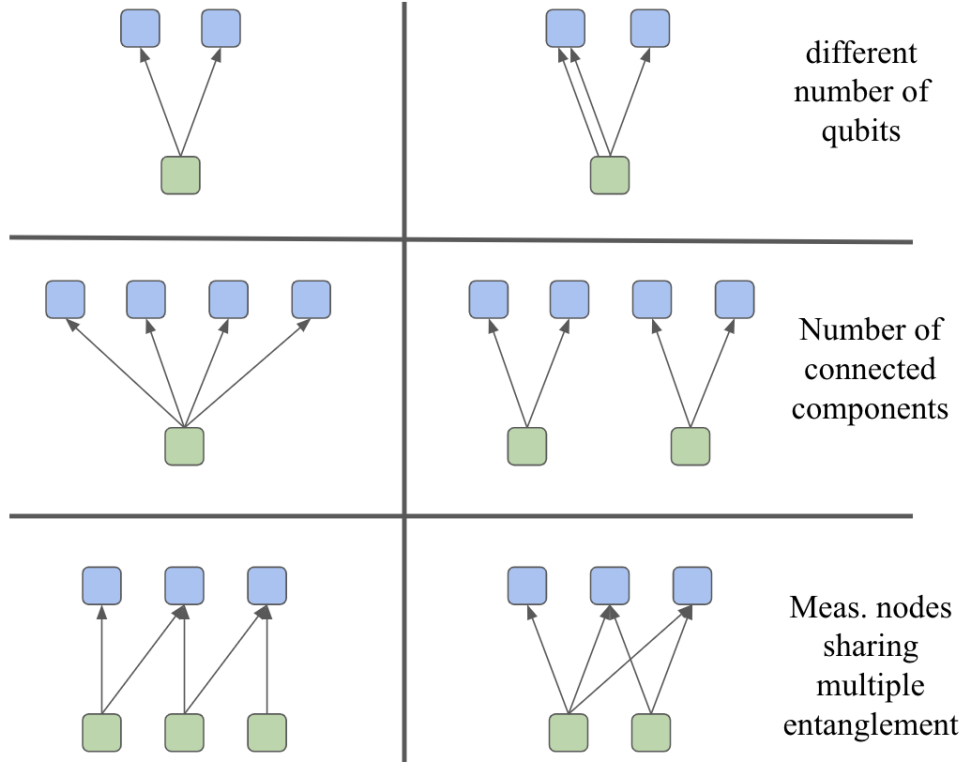


Figure 1: Assumptions made in Theorem 6. The left column are the quantum networks following the assumptions, and the right column is an example of quantum networks not following the topological constraints with the same characteristic vector.

1 Towards an entropy-based network inference

1.1 Theorem 6 Assumptions

Theorem 6 made a few implicit and explicit assumptions on the topology of the network. There are multiple network topologies that can yield the same characteristic vector. These are summarized in Figure 1. The goal is to come up with an algorithm that can recover the underlying topology using only the characteristic vector, assuming all that theorem 6 assumed.

Also define the n -th order characteristic vector $\mathcal{V}^{(n)} = (S(v_{i_1}, v_{i_2}, \dots, v_{i_n}))$ for any $\{i_1, i_2, \dots, i_n\} \subseteq [N_m]$. This is the vector formed by the joint von Neumann entropy of n measurement devices. When $n = 1$, we recover the original characteristic vector as defined in [yang2022strong]. Also note that $\mathcal{V}^{(N_m)} = 0$.

1.2 Inferring the number of preparation node N_p

As a first step, we want to attempt to find the number of preparation node given the characteristic vectors up to the $(N_m - 1)$ -th order. *We do not allow parallel edges, but we allow everything else so long as GHZ states are prepared.* Observe the following lemma.

Lemma 1. *For quantum network preparing only GHZ states and sends at most one qubit per node, the following inequality holds.*

$$\max_{n \in [N_m - 1]} \max \left\{ \mathcal{V}_i^{(n)} : i \in \left[\binom{N_m}{n} \right] \right\} \leq N_p \leq \min_{n \in [N_m - 1]} \frac{1}{2} \sum_{i \in \left[\binom{N_m}{n} \right]} \mathcal{V}_i^{(n)} \quad (12)$$

Proof. Notice that for all n , we have the following inequality.

$$\max \left\{ \mathcal{V}_i^{(n)} : i \in \left[\binom{N_m}{n} \right] \right\} \leq N_p \leq \frac{1}{2} \sum_{i \in \left[\binom{N_m}{n} \right]} \mathcal{V}_i^{(n)} \quad (13)$$

Each element in $\mathcal{V}^{(n)}$ tells us how many preparation nodes are connected to a (set of) measurement device(s). The lower bound straightforwardly follows. \square

Remark. The bound above is not tight. In fact, it can be arbitrarily bad. Consider n -node complete graph. Replace each vertex with a measurement device, and each edge with a preparation node sending Bell states to the connected measurement devices. Then, the von Neumann entropy measurements is maximized when $n/2$ measurement nodes are measured jointly, which measures an entropy of $n^2/4$. There is a total of $n(n-1)/2$ preparation nodes, meaning that the gap grows quadratically like $n(n-2)/4$, which is monotonic in the $n \rightarrow \infty$ limit.

1.3 Information Theoretic Quantities

Define the notation m_A for any set $A \subset [N_m]$ to be the set of measurement devices indexed by elements of A , i.e. $m_A = \{m_i : i \in A\}$. First, we have a lemma that reminds me of convexity.

Lemma 2. For any set of measurement devices A and partition of A , (A_i) , the following inequality holds.

$$S(m_A) \leq \sum_i S(m_{A_i}) \quad (14)$$

Assuming only GHZ preparations, there is a clear graph-theoretic proof. This should hold for arbitrary state-preparations as well for similar reasons, but should be checked properly if we find utility in this inequality.

Recall the *mutual information* between two measurement devices.

$$\mathcal{I}(m_i; m_j) = S(m_i) + S(m_j) - S(m_{\{i,j\}}) \quad (15)$$

Or more generally between two disjoint sets of measurement devices.

$$\mathcal{I}(m_A; m_B) = S(m_A) + S(m_B) - S(m_{A \cup B}) \quad (16)$$

which characterizes the correlation between the two (sets of) devices. When assuming GHZ preparations, this corresponds to the number of edges (channel from preparation node to measurement node) that a joint measurement neglects. Similarly, we can define the *quantum discord* to be the following.

$$\mathcal{D}_A(m_{A \cup B}) = \mathcal{I}(m_A; m_B) - \max_{\{\Pi_A\}} \mathcal{J}_{\Pi_A}(m_{A \cup B}) \quad (17)$$

where $\mathcal{J}_{\Pi^A} = S(m_B) - \sum_i p_i S(\rho^{B|A=i})$, Π^A are rank-one projectors on the space of A , ρ is the joint state $m_{A \cup B}$, p_i is the probability of obtaining the i -th outcome $\text{tr}(\Pi^A \otimes I_B \rho)$, and $\rho^{B|A=i}$ is the conditional state $(\Pi_i^A \otimes I_B) \rho (\Pi_i^A \otimes I_B)$. This characterizes strictly quantum correlations between two parties. By way of [kumar2017multiparty], these quantities can be generalized to multi-party settings.

Toy Example 1 Consider a node preparing Bell state sending one qubit to two measurement devices 1 and 2. We're interested in the quantum discord between them, i.e. $\mathcal{D}_1(\{1, 2\}) = \mathcal{D}_2(\{1, 2\})$.

$$\mathcal{D}_1(\{1, 2\}) = \mathcal{I}(1; 2) - \max_{\{\Pi_1\}} \mathcal{J}_{\Pi_1} \quad (18)$$

$$= \mathcal{I}(1; 2) - S(2) + \min_{\{\Pi_1\}} \sum_i p_i S(\rho^{2|1=i}) \quad (19)$$

If we pick $\{\Pi_1\} = \{|0\rangle\langle 0|, |1\rangle\langle 1|\}$, then $\rho^{2|1=i} = |i\rangle\langle i|$, meaning that $S(\rho^{2|1=i}) = 0$. We know this is the minimum because the von Neumann entropy is bounded below by zero. Thus, we find the quantum discord to be the following.

$$\mathcal{D}_1(\{1, 2\}) = 2 - 1 + 0 = 1 \quad (20)$$

Toy Example 2 Now consider a bilocal network preparing Bell states. First, we ask for the quantum discord of device 2 with respect to device 1.

$$\mathcal{D}_1(\{1, 2\}) = \mathcal{D}_3(\{2, 3\}) \quad (21)$$

$$= \mathcal{I}(1; 2) - S(2) + \min_{\{\Pi_1\}} \sum_i p_i S(\rho^{2|1=i}) \quad (22)$$

I'll pick the set of projectors to be $\{|0\rangle\langle 0|, |1\rangle\langle 1|\}$ again. Then, the qubit in device 2 coming from the same preparation node in device 1 becomes a pure state upon conditioning on the outcome of device 1. Then, the von Neumann entropy of device 2 conditioned on the outcome of device 1 is always 1.

$$\mathcal{D}_1(\{1, 2\}) = 2 - 2 + 1 = 1 \quad (23)$$

Now, we can ask for $\mathcal{D}_2(\{1, 2\})$ as we do not necessarily expect symmetry.

$$\mathcal{D}_2(\{1, 2\}) = \mathcal{I}(1; 2) - S(1) + \min_{\{\Pi_2\}} \sum_i p_i S(\rho^{1|2=i}) \quad (24)$$

If we choose $\{\Pi_2\} = \{|00\rangle\langle 00|, |01\rangle\langle 01|, |10\rangle\langle 10|, |11\rangle\langle 11|\}$, then the state of 1 is the same as the first qubit of the outcome, and will be a pure state (von Neumann entropy of zero). So, we see that a surprising symmetry holds.

$$\mathcal{D}_2(\{1, 2\}) = 2 - 1 + 0 = 1 \quad (25)$$

Toy Example 3 Lastly, we will consider a preparation node preparing a 3-qubit GHZ state and sending one qubit to each of three measurement devices. First, we look at the discord between any two measurement devices.

$$\mathcal{D}_1(\{1, 2\}) = \mathcal{I}(1; 2) - S(2) + \min_{\{\Pi_1\}} \sum_i p_i S(\rho^{2|1=i}) \quad (26)$$

For clarity, we first calculate the joint state of device 1 and 2.

$$\rho^{12} = \text{tr}_3 \left(\frac{1}{2} (|000\rangle + |111\rangle)(\langle 000| + \langle 111|) \right) \quad (27)$$

$$= \frac{1}{2} (|00\rangle\langle 00| + |11\rangle\langle 11|) \quad (28)$$

So, if we choose to measure in the computational basis again, the conditional states will be pure. So, unlike previous results, we have the following.

$$\mathcal{D}_1(\{1, 2\}) = 1 - 1 + 0 = 0 \quad (29)$$

However, if we look at the discord between a set of two devices and the one that is left, we see something different.

$$\mathcal{D}_{12}(\{1, 2, 3\}) = \mathcal{I}(\{1, 2\}; 3) - S(3) + \min_{\{\Pi_{12}\}} \sum_i p_i S(\rho^{3|12=i}) = 2 - 1 + 0 = 1 \quad (30)$$

$$\mathcal{D}_3(\{1, 2, 3\}) = \mathcal{I}(\{1, 2\}; 3) - S(\{1, 2\}) + \min_{\{\Pi_3\}} \sum_i p_i S(\rho^{12|3=i}) = 2 - 1 + 0 = 1 \quad (31)$$

1.4 Monogamy in Quantum Networks

Let τ be some measure of entanglement between two parties. We say that τ is *monogamous* if the following inequality is satisfied:

$$\tau(\rho_{A|BC}) \geq \tau(\rho_{A|B}) + \tau(\rho_{A|C}) \quad (32)$$

Consider letting τ be S , the von Neumann entropy, for ease of computation where $S(\rho_{A|B})$ is just the entropy of the subsystem AB . Further imagine the case where only GHZ-states are prepared. Then, I claim that there does not exist a network topology that is monogamous.

Lemma 3. *For a quantum network preparing only GHZ states. For arbitrary disjoint parties $A, B, C \subseteq [N_m]$, the von Neumann entropy is not a monogamous measure.*

Proof. To show that von Neumann entropy is not monogamous under GHZ state preparations, it is equivalent to show that

$$S(\rho_{ABC}) - S(\rho_{AB}) - S(\rho_{AC}) \leq 0. \quad (33)$$

First we perform the following computation by using the definition of mutual information.

$$\begin{aligned} S(\rho_{ABC}) - S(\rho_{AB}) - S(\rho_{AC}) \\ = S(\rho_{AB}) + S(\rho_C) - \mathcal{I}(AB; C) - S(\rho_{AB}) + (S(\rho_A) + S(\rho_C) - \mathcal{I}(A; C)) \end{aligned} \quad (34)$$

$$= \mathcal{I}(A; C) - \mathcal{I}(AB; C) - S(\rho_A) \quad (35)$$

Now, recall that the mutual information between two parties can be interpreted graph-theoretically when GHZ state preparation is assumed. The mutual information is the number of edges neglected when considering the joint system. Thus, the edges neglected when combining subsystems A and C will also be neglected when combining subsystems AB and C . So, $\mathcal{I}(A; C) - \mathcal{I}(AB; C) \leq 0$. Finally, since entropy is (as we defined) a positive quantity, we have the following inequality that concludes the polygamous nature of GHZ networks.

$$\mathcal{I}(A; C) - \mathcal{I}(AB; C) - S(\rho_A) \leq 0 \quad (36)$$

□

1.5 Measured Mutual Information

In reality, measurement devices might be physically distant from one another, making joint measurements across measurement devices difficult. Hence, we hope to restrict ourselves to measures that utilize only local information. Let A and B be two measurement devices. Then, we define the *measured mutual information* as the maximal shared randomness between two nodes:

$$\mathcal{I}_m(A; B) = \max_{\{\Pi^A\}, \{\Pi^B\}} H_{\{\Pi^A\}}(A) + H_{\{\Pi^B\}}(B) - H_{\{\Pi^A\} \otimes \{\Pi^B\}}(AB) \quad (37)$$

This can be straightforwardly found numerically.

Let's begin by observing the following property when assuming GHZ state preparations.

Lemma 4. *Assume preparation nodes prepare GHZ states only. Let Then, for any two measurement nodes A and B , $\mathcal{I}_m(A; B) = N_p^{A,B}$, where $N_p^{A,B}$ denote the number of preparation nodes they share.*

Proof. **Need to finish establishing properties Let $|\psi_n\rangle = |00\dots 0\rangle + |11\dots 1\rangle$ and $\rho_n = |\psi_n\rangle\langle\psi_n|$. Recall the following properties:

- when measured in the computational basis, $H(\rho) = 1$ for any n .
- for any $M \subset [N]$, $H(\text{tr}_M \rho) \geq 1$ where the equality

*assume computational basis is *the* basis of choice, need to prove above. Let N_p^A be the number of preparation nodes connected to device A . Then, we know that $H(A) = N_p^A$ and similarly with $H(B)$. For the joint entropy $H(AB)$, let's suppose that A and B share only one preparation node. For the two qubits from the same preparation node, the measured outcome will have equal probability of being 00 or 11. For every other qubit in the joint system AB , there is also an equal probability of being measured 0 or 1. Thus, $H(AB) = 1 + (H(A) - 1) + (H(B) - 1) = H(A) + H(B) - 1$. This means that the measured mutual information $\mathcal{I}_m(A; B) = 1 = N_p^{A,B}$.

The same idea generalizes. Suppose that m preparation nodes are shared between A and B . Then, when the joint system are being measured, there is $1/2$ probability of measuring the length- m bit string of $00\dots 0$ and $11\dots 1$. The unshared qubits take states 0 or 1 uniformly. Thus, $H(AB) = m + (H(A) - m) + (H(B) - m)$, yielding $\mathcal{I}_m(A; B) = m = N_p^{A,B}$. □

Using the above lemma,